

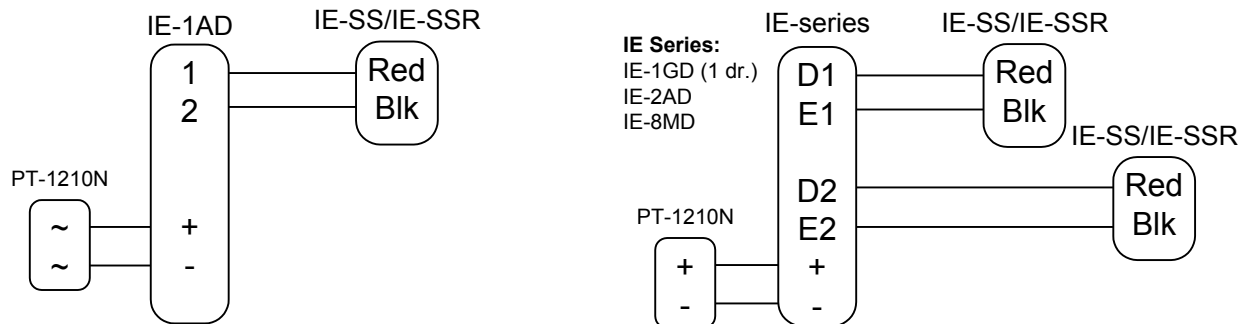
# IE-SS/IE-SSR

## Vandal Resistant Sub Stations for IE, TD-H, TC-M Systems

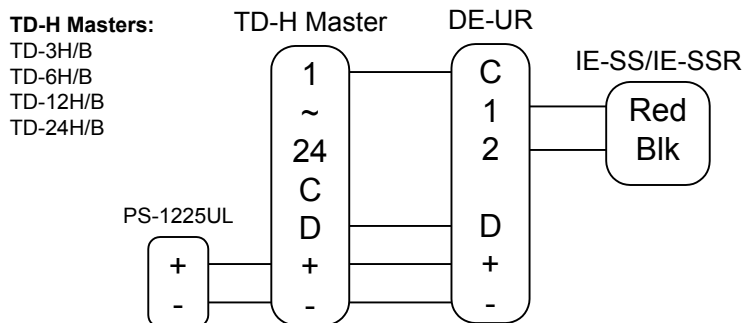
### - INSTRUCTIONS -

The IE-SS and IE-SSR are vandal proof and weather resistant sub stations designed for use with the systems listed above. They're constructed with 12 gauge stainless steel, and the IE-SSR features a red mushroom call button. The units either flush mount into a 2-gang box, or surface mount with the SBX-2G. Each unit includes tamper proof screws and a tool for installation.

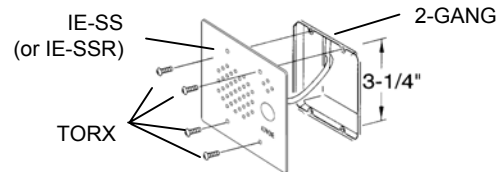
#### WIRING DIAGRAM (IE Series):



#### WIRING DIAGRAM (TD-H Series):



#### MOUNTING AND INSTALLATION:



#### NOTE:

Only information concerning the IE-SS and IE-SSR is included here. For complete system information, please refer to the installation manual provided.

#### SPECIFICATIONS:

Power Source:	Supplied by master station
Speaker:	Baffle protected, Water proof and puncture resistant, 2.4 oz. magnet
Microphone:	Baffle protected
Call Button:	SPST call button. Call tone is activated at master when call button is pressed IE-SS: Limited stop button. IE-SSR: Limited stop, red mushroom button
Communication:	Hands free at sub. Master uses handset.
Faceplate:	12 gauge stainless steel
Mounting:	Flush mount into a 2-gang box. Surface mount into SBX-2G, sold separately. Tamper proof screws included (6x32 for use with flush gang box) with T-10 TORX bit.
Terminations:	Color-coded prewired pigtails
Wiring:	2 conductors. Use Aiphone #812202
Wiring Distance:	See system that unit is being used with for distance specifications
Dimensions (H x W x D):	IE-SS/IE-SSR alone: 4-11/16" x 4-11/16" x 2" With SBX-2G: 4-3/4" x 4-7/8" x 3-5/8" (Top) 2-3/8" (Bottom)