

DC POWER SUPPLY FOR INTERCOM

Models; **PS-2420**, *without AC plug* **PS-2420UL**, *UL/CSA Listed* **PS-2420S**, *CE Listed*

This product is designed exclusively for use with Aiphone Intercom Systems.

PRECAUTIONS

- General prohibitions
- Prohibitions to dismantle the unit
- General precautions

INSTALLATION MANUAL

⚠ WARNING (Negligence could result in death or serious injury.)

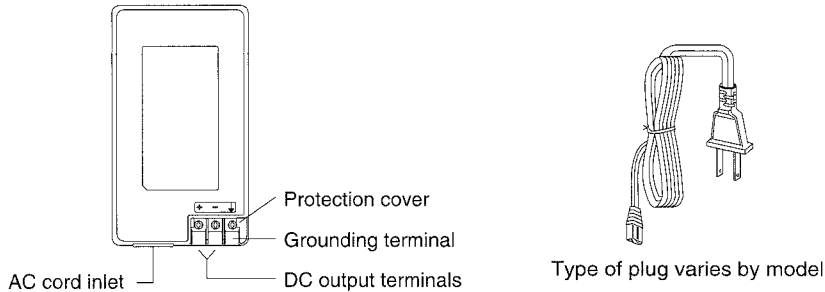
- Do not connect the unit with any non-specified power source. Fire or electric shock could result.
- Do not connect any terminal on the unit to AC power lines.
- Keep AC cord away from being marred or crushed. Fire or electric shock could result.
- Do not plug or unplug with wet hands. Electric shock could result.
- Do not make the wires or DC output terminals shorted. Fire or unit trouble could result.
- Do not dismantle or alter the unit. Fire or electric shock could result.
- Keep AC plug away from moisture or dust. Fire could result.

⚠ CAUTION (Negligence could result in injury or damage to property.)

- Do not install or make any wire terminations while power supply is plugged in. It can cause electrical shock or damage to the unit.
- Before plugging in the unit, make sure the wires are not crossed or shorted. It can cause fire or electric shock.
- Do not install the unit in any of the following locations, as it may cause the system to malfunction;
 - High or extreme cold temperature areas: under direct sunlight, near equipment that varies in temperature, in front of air-conditioner, inside a refrigerated area, etc.
 - Places subject to moisture or humidity extremes, such as bathroom, cellar, greenhouse, etc.
 - Places subject to environmental conditions, such as dust, oil, chemicals, salt, etc.
 - Places subject to constant vibration or impact.
 - Places subject to steam or smoke. (near heating equipment or cooking surfaces)
 - Places subject to direct rain or outdoors.

■ Package contents

- Power supply (PS-2420, PS-2420UL or PS-2420S)
- AC cord & plug (except PS-2420)
- Mounting bracket
- Packet of screws
- INSTALLATION MANUAL



■ AC cord requirements (for PS-2420)

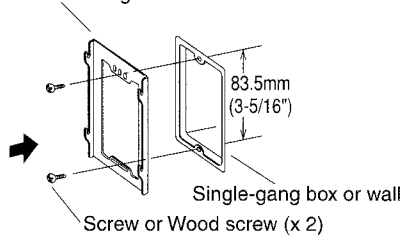
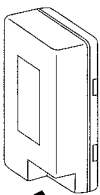
- Rating: 125V, 2A (for use with 100-125V AC)
250V, 2A (for use with 200-240V AC)
- Cord length: min. 1.8m (6'), max. 2m (6'7")
- Type: Must comply with requirements set out by the Safety Approval/Certification Organization in each country of use.
- AC cord inlet: Specified EN60320 or equivalent.
- Employ a plug in shape and ratings matched with AC outlet to be used.

Plug configuration	Usage	AC cord Nominal voltage & current rating	Plug configuration	Usage	AC cord Nominal voltage & current rating
 UL LISTED	North American	120V, 60Hz, 2A min.		Universal European	230V, 50Hz, 2A min.
 UL LISTED	North American	240V, 60Hz, 2A min.		United Kingdom	230V, 50Hz, 2A min.
				Australian	240V, 50Hz, 2A min.

1 MOUNTING

③ Mount the power supply on mounting bracket.

① Attach mounting bracket to box or wall.



② Connect DC +, - wires, observing polarity. Connect grounding wire.

④ Plug AC cord into socket securely.



2 BEFORE ASKING FOR REPAIRS

If your intercom system does not work properly or malfunctions, do not attempt to change or rectify wiring. Ask qualified personnel. If the system is not being used, PS-2420 can be unplugged.

3 SPECIFICATIONS

- Power source: AC 100V - 240V, 50/60Hz.
- Power consumption: 60W/100-125VA
- Secondary output voltage: DC 24V
- Secondary output current: 2A
- Dimensions & weight: 167H x 90W x 52D (mm).
6-9/16"H x 3-9/16"W x 2"D.
Approx. 430g (0.95 lbs.) (except AC cord)
- Ambient temperature: 0°C~+40°C(32°F~104°F)

WARRANTY

- ✦ Aiphone warrants its products to be free from defects of material and workmanship under normal use and service for a period of one year after delivery to the ultimate user and will repair free of charge or replace at no charge, should it become defective upon which examination shall disclose to be defective and under warranty. Aiphone reserves unto itself the sole right to make the final decision whether there is a defect in materials and/or workmanship; and whether or not the product is within the warranty.
- ✦ This warranty shall not apply to any Aiphone product which has been subject to misuse, neglect, accident, or to use in violation of instructions furnished, nor extended to units which have been repaired or altered outside of the factory. This warranty does not cover batteries or damage caused by batteries used in connection with the product.
- ✦ This warranty covers bench repairs only, and any repairs must be made at the shop or place designated in writing by Aiphone.
- ✦ Aiphone will not be responsible for any costs incurred involving on site service calls.

AIPHONE CO., LTD., NAGOYA, JAPAN
 AIPHONE CORPORATION, BELLEVUE, WA, USA
 AIPHONE EUROPE N.V., ANTWERP, BELGIUM

AIPHONE[®]
Providing Peace of Mind

<http://www.aiphone.com/>
 Printed in Japan(E)