






1953 THRU 1982 CORVETTE PARTS AND ILLUSTRATION CATALOG



EFFECTIVE JUNE, 1982





CHEVROLET

1953-1982 CORVETTE

PARTS AND ILLUSTRATION CATALOG

IMPORTANT

Passenger vehicles for 1976 thru 1982 contain many parts dimensioned in the metric system. These parts are very close in dimension to familiar customary measurements in the inch system. It is important that during any vehicle maintenance procedure, replacement fasteners have the same measurements as those removed, whether metric or customary. Mismatched or incorrect fasteners can result in vehicle damage or malfunction, or possibly personal injury.

Fastener sizes denoted on illustrations may not reflect metric dimensions. However, since the same vehicle may be built with metric or customary fasteners, care should be exercised in selecting replacement part equivalent to the original fasteners in dimensions, strength and pitch of thread. Both metric and customary fasteners required for replacement are listed in the Warehousing and Distribution Division Standard Parts Catalog.

A special Warehousing and Distribution Division label, saying "Metric Fasteners Required" in red letters, will be used to identify service parts which require metric fasteners but replace parts which originally used inch fasteners. This label will enable dealers and over-the-counter customers to quickly recognize parts which have changed to metric fasteners.

JUNE, 1982

WAREHOUSING AND DISTRIBUTION
DIVISION OF GENERAL MOTORS CORPORATION
FLINT, MICHIGAN 48554

CHEVROLET — 14A, PRINTED IN U.S.A.

CHEVROLET PARTS PUBLICATIONS

The Chevrolet Parts Catalog System is divided into the following publications.

NO.	TITLE
10	1976-1981 Chevrolet Catalog except Corvette
10A	1976-1981 Chevrolet Illustration Catalog except Corvette
11	Chevrolet Parts Catalog Model thru 1975 includes: 1965-1975 Passenger Car 1962-1975 Chevy II and Nova 1964-1975 Chevelle 1967-1975 Camaro 1971-1975 Vega and Monza
11A	Chevrolet Models thru 1975 Parts Illustration Catalog
12	1946-1964 Chevrolet Passenger Car Parts Catalog
14A	1953-1982 Chevrolet Corvette Parts and Illustration Catalog
15	1960-1969 Chevrolet Corvair Parts Catalog
16	Chevrolet Dealer Parts and Accessories Price Schedule
17W	1982 Chevrolet (B-G-T-X Body) (Including Illustrations)
17A	1982 Chevrolet (A Body) (Including Illustrations)
17J	1982 Chevrolet (J Body) (Including Illustrations)
17F	1982 Chevrolet (F Body) (Including Illustrations)
55A	Chevrolet LUV Truck (Series 1 thru 12)
72 TL	1946-1972 Chevrolet Series 10 thru 35 Truck Parts & Accessories Catalog
72 TM	1946-1972 Chevrolet Series 40-50-60 Truck Parts & Accessories Catalog
51A	1973-1978 Chevrolet Series 10 thru 35 Truck Parts & Accessories Catalog
78 TL-GR	1973-1978 Chevrolet Series 10 thru 35 Truck Parts Illustration Catalog
52A	1979-1982 Chevrolet Series 10 thru 30 Parts and Illustration Catalog (Except S Truck)
52S	1982 Chevrolet LT Truck (S Series) (Including Illustrations)
58A	1978-1982 Caballero Parts and Illustration Catalog
78 TM	1973-1978 Chevrolet Series 50-60-65 Truck Parts & Accessories Catalog
78 TM-GR	1973-1978 Chevrolet Series 50-60-65 Truck Parts Illustration Catalog
72 TH-70, 80	Chevrolet Heavy Duty Truck Parts Catalog for: 1966-1972 2½ Ton Series 70000 Trucks 1966-1973 3 Ton Series 80000 Trucks
72 TH-90	1970-1972 3½ Ton Series 90000 Trucks
78 TH	1973-1978 Series 70-80-90 Truck Parts & Accessories Catalog
78 TH-GR	1973-1978 Series 70-80-90 Truck Parts Illustration Catalog
80 TM	1979-81 Series 50-60-70 Conv. Truck Parts Catalog
80 TM-PS	1979-81 Series 40 P Model Chassis Truck Parts Catalog
80 TM-BUS	1979-81 Series 60 School Bus Chassis Parts Catalog
80 TM-TILT	1979-81 Series 60-70 Tilt Parts Catalog
80 TM-GR	1979-81 Series 50-60-70 Truck Illustration Catalog
80 TH-A & T	1979-81 Astro-Titan Truck Parts Catalog
80 TH-B & B	1979-81 Brigadier-Bruin Truck Parts Catalog
80 TH-BIG	1979-81 General & Bison Truck Parts Catalog
80 TH-GR	1979-81 Series 80-90 Illustration Catalog
89	English & Metric Standard Parts/Service and Maintenance Products

CONTENTS

	GROUP
INTRODUCTION	—
GENERAL INFORMATION	—
ALPHABETICAL INDEX	—
ENGINE — CLUTCH	0.000
COOLING — GRILLE — OIL SYSTEM	1.000
CHASSIS WIRING — LAMPS	2.000
FUEL — EXHAUST — CARBURETION	3.000
TRANSMISSION — BRAKES	4.000
BRAKES — REAR AXLE — PROPELLER SHAFT — WHEELS	5.000
FRONT SUSPENSION — STEERING	6.000
FRAME — SPRINGS — SHOCKS — BUMPERS	7.000
FRONT END SHEET METAL — HEATER	8.000
BODY MOUNTING — AIR CONDITIONING — INSTRUMENT CLUSTER	9.000
DOORS — REGULATORS — WINDSHIELD — WIPER — WASHER	10.000
REAR GLASS — SEAT PARTS — ADJUSTER	11.000
BODY MOLDINGS — SHEET METAL	12.000
CONVERTIBLE TOP TRIM — BODY WIRING	13.000
CONVERTIBLE TOP HARDWARE — INTERIOR TRIM — SEAT BELTS	14.000
REAR SEAT TRIM — CARPETS — YARDAGE	15.000

INDEX FOR ADDITIONAL CORVETTE INFORMATION

The following identification or usage charts are
located in the catalog as listed below:

Body Number Plate	Page 8
Model Identification	Page 9
Engine & Transmission Identification	Page 10
V.I.N.	Page 17
Axle Identification	Page 30
Trim Combinations	Page 33
GM Production Options	Page 35
Abbreviations	Page 44
Alphabetical Index	Page 49
Accessories	Page A-1
Radiator Codes (follows Group 1.855)	Page 1-1C
V-Belt Chart	Page 1-5C
Exhaust Charts	Page 3-1E
E.G.R. Valve Conversion Chart	Page 3-1V
Carburetor and Parts Usage (1982 Attaching Parts Follows 1982 Carburetors) ...	Page 3-1C
Speedometer Gear Usage	Page 4-1C
Spring Usage	Page 7-1C
Air Conditioning Fittings	Page 9-1C
Seat Belts	Page 14-1C
Wire Harness Tag # Chart (follows Seat Belts)	Page T-1

INTRODUCTION

GM3

This Parts Catalog has been compiled for the purpose of locating, identifying, and ordering replacement parts. All data and specifications contained in this publication are based on the latest product information available at the time of printing. Warehousing and Distribution Division reserves the right to make changes at any time without notice in data, price, specifications, materials, material, and model. The "List Prices" shown are suggested prices only for sales to consumers.

Replacement parts are listed in this catalog under 16 major groups, as shown on the content page. Individual parts are assigned a Prime Group number, the first numeral of the group identifies the main unit it is affiliated with, and following the decimal is the Sub-Group number under which all parts of the same name and function are listed. For example, Group 0.519 Camshaft. The "0" denotes that it is an Engine Part, "519" the sub-group where all Engine Camshafts are listed. Related parts may also be found in the same group. Within each group, parts are listed by model year, vehicle series, part number, number used per vehicle or R.H.-L.H. designation, suggested list price, part name and description.

Parts may be used in different locations on the car requiring the listing of the part number in more than one group. When this "Cross Referencing" occurs, the prime group is shown in brackets i.e. (1.850) in the description column.

To locate a listing for a part, determine the model vehicle and refer to the group number identifying it, which may be determined by using any of the following methods.

- A. When the name of the part is known, consult the ALPHABETICAL INDEX, which lists parts by noun name and Group Number where part is listed.
- B. Reference may be made to the ILLUSTRATION CATALOG, where Group Numbers, noun names or part numbers are shown.
- C. When a part number is known and model application or a similar part is required, consult the DEALER PRICE SCHEDULE for the Group Number to locate the part in the Parts Catalog.

Parts having application or used with optional equipment are identified by Option Number or abbreviation of option. Familiarity with Option Numbers will assist in determining correct part required.

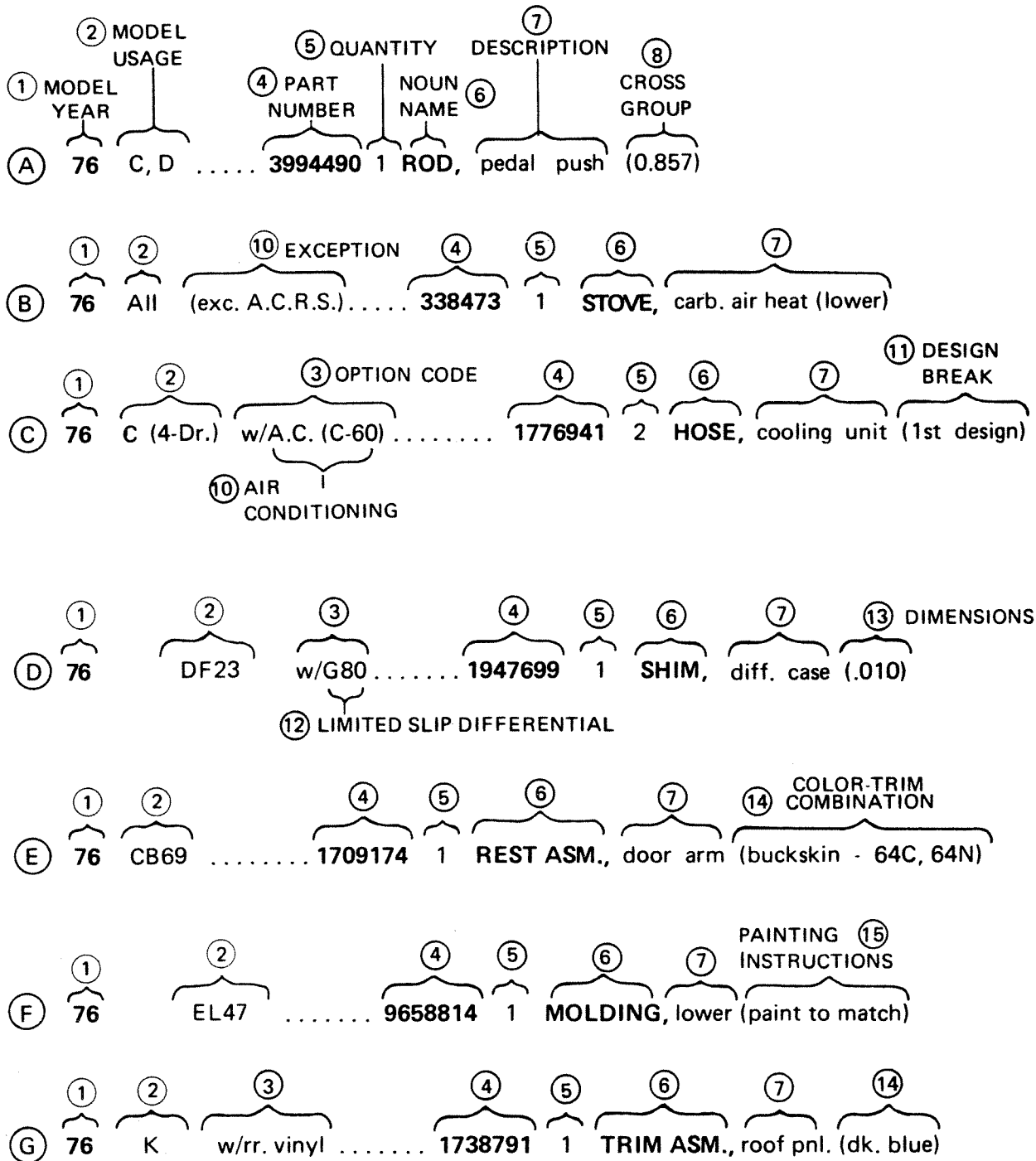
Complete identification for models and options listed in this catalog will be found preceding the alphabetical index.

Service part numbers are assigned to individual parts that make up an assembly used in the production of models. Certain items may not be listed, such as short tubing parts or fuel lines that can be made up by dealers from bulk material or attaching parts may be included in packages with the major assembly and not listed separately.

Right Hand and Left Hand parts are so designated from the driver's position when seated in the car.

CORVETTE CATALOG EXAMPLES

WHEN INTERPRETING MODEL USAGE, PLEASE REFER TO MODEL DESIGNATION CHARTS FOR SPECIFIC MODEL INTERPRETATION.

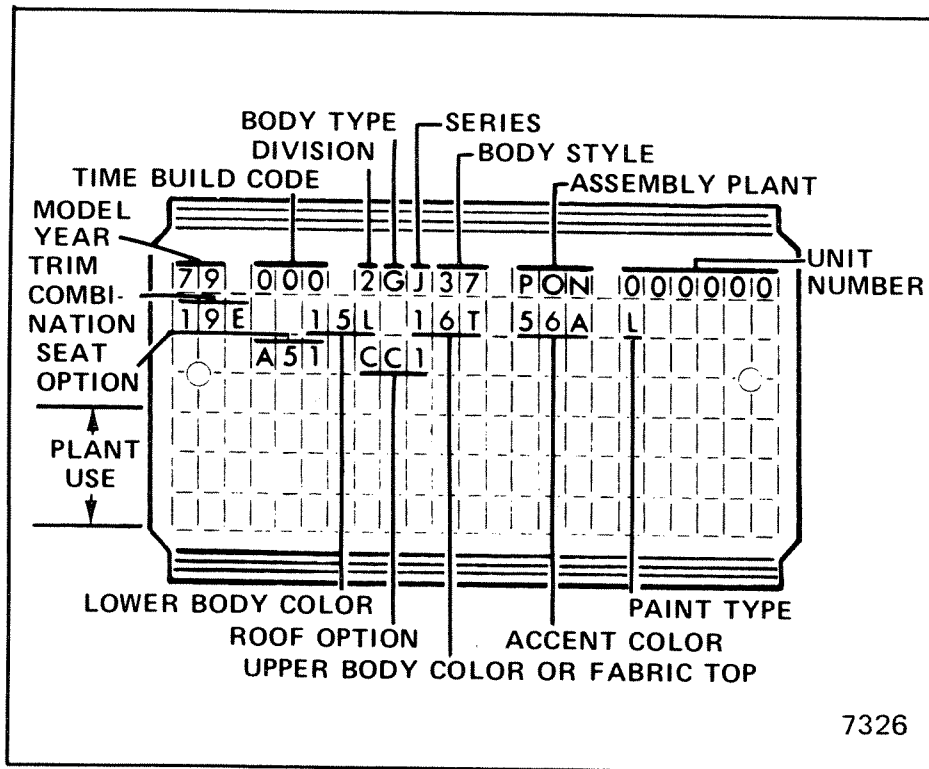


CORVETTE CATALOG
EXPLANATION OF TERMINOLOGY AS SHOWN ON CHART A.

- ① MODEL YEAR – SALES YEAR OF VEHICLE.
- ② MODEL USAGE – IN ORDER TO DETERMINE CORRECT MODEL USAGE USE THE ATTACHED MODEL DESIGNATION CHART. WHEN "ALL" APPEARS THIS INCLUDES ALL MODELS (C, D, E, K, Z).
- ③ OPTION CODE – INDICATES ADDITIONAL USAGE OTHER THAN PRODUCTION STANDARD EQUIPMENT. IN MOST INSTANCES THE OPTION WILL BE SPELLED OUT (SEE EXAMPLE G). HOWEVER, THE OPTION CODES WILL BE USED FOR ENGINES, TRANSMISSIONS, AIR CONDITIONING, LIMITED SLIP DIFFERENTIAL AND NOX EMISSION SYSTEMS.
- ④ PART NUMBER – IDENTIFIES THE NUMBER ASSIGNED TO EACH PART.
- ⑤ QUANTITY – QUANTITY OF PARTS REQUIRED PER VEHICLE (AR MEANS AS REQUIRED).
- ⑥ NOUN NAME – ALL NOUN NAMES WILL BE SPELLED OUT AGAINST EVERY LINE OF MODEL APPLICATION.
- ⑦ DESCRIPTION – INCLUDES ALL ADDITIONAL DESCRIPTIVE INFORMATION NECESSARY TO DESCRIBE THE LOCATION OF THE PART ON THE VEHICLE.
- ⑧ CROSS GROUP – A CROSS GROUP IS SHOWN WHEN A PART IS LISTED IN A SECONDARY GROUP (SEE EXAMPLE A).
- ⑨ EXCEPTION – WILL BE USED ONLY WHEN MODELS OR OPTIONS ARE EXCLUDED (SEE EXAMPLE B).
- ⑩ AIR CONDITIONING – THE AIR CONDITIONING ABBREVIATION – A.C. WILL BE USED IN ALL INSTANCES WHERE THE PARTS APPLY TO ALL TYPES OF INSTALLATIONS. WHEN THE MODEL APPLICATION MUST BE SPECIFIC TO A PARTICULAR AIR CONDITIONING INSTALLATION, A.C. WILL BE USED ALONG WITH THE OPTION CODE (SEE EXAMPLE C).
- ⑪ DESIGN BREAK – WHEN PARTS ARE CATALOGED WITH A DESIGN CHANGE, THE DIFFERENCE WILL BE SHOWN EITHER IN THE DESCRIPTION COLUMN OR BY A NOTE (SEE EXAMPLE C).
- ⑫ LIMITED SLIP DIFFERENTIAL – THE LIMITED SLIP OPTION WILL ALWAYS BE WRITTEN (G-80) (SEE EXAMPLE D).
- ⑬ DIMENSIONS – ALL DIMENSIONS WILL BE SHOWN IN THE DESCRIPTION COLUMN. BOTH METRIC AND S.A.E. METHODS WILL BE USED WHERE APPLICABLE (SEE EXAMPLE D).
- ⑭ COLOR AND TRIM COMBINATIONS – COLOR AND TRIM COMBINATIONS WILL BE SHOWN TOGETHER IN THE SAME PARENTHESIS IN THE DESCRIPTION COLUMN (SEE EXAMPLE E).
- ⑮ PAINTING INSTRUCTIONS – THE PHRASE (PAINT TO MATCH) WILL BE SHOWN WHENEVER A PART HAS TO BE PAINTED BY THE DEALER (SEE EXAMPLE F).

BODY NUMBER PLATE

THE BODY NUMBER PLATE IDENTIFIES THE MODEL YEAR, CAR DIVISION, SERIES, STYLE, BODY ASSEMBLY PLANT, BODY NUMBER, TRIM COMBINATION, MODULAR SEAT CODE, PAINT CODE AND BUILD DATE CODE.



MODEL SERIES IDENTIFICATION

Year	Series	Wheelbase	Vehicle
1953-1957	2900	102	CORVETTE
1958-1962	800	102	CORVETTE
1963-1964	837	98	CORVETTE (SPORT COUPE)
1963-1964	867	98	CORVETTE (CONVERTIBLE)
1965-1972	19437	98	CORVETTE (SPORT COUPE)
1965-1972	19467	98	CORVETTE (CONVERTIBLE)
1973-1975	1YZ67	98	CORVETTE (CONVERTIBLE)
1973-1977	1YZ37	98	CORVETTE (SPORT COUPE)
1978-1980	1YZ87	98	CORVETTE (SPORT COUPE)
1981	1YY87	98	CORVETTE (SPORT COUPE)
1982	1YY07	98	CORVETTE (FASTBACK HATCH) COLLECTORS EDITION
1982	1YY87	98	CORVETTE (SPORT COUPE)

CORVETTE ENGINE SERIES NUMBER AND SUFFIX CHART

1956

"265"—8 CYLINDER

Description	Type Designation	Description	Type Designation
3-Speed	GR	Powerglide	FG

EXAMPLE I:

The 50th 2100 Series regular production "235" 6-cylinder engine built at Flint carries Serial No. 0001050 F56Z; if built at Tonawanda, 0001050 T562

1957

3 Speed Transmission and 4BC	EF	Powerglide	FH
Dual 4BC	EH	3 Speed Transmission and Fuel Injection	EM
Dual 4BC and Hi Lift Cam	EG	3 Speed Transmission, Fuel Injection and Hi Lift Cam	EL
Powerglide and Dual 4BC	FG	Powerglide and Fuel Injection	FK

Note: The continuous engine serial number has been eliminated. The engine plants now stamp a source, production date and type on serial pad.

Note: Numbered in sequence commencing with 1001.

EXAMPLE: T101A

(T)	(1)	(01)	(A)
Tonawanda	Month	Day	Standard 6 cyl. "235"
Plant	January	First	Models 15-21-2400

1958

"283"—8 CYLINDER

3 Speed Transmission	CQ	3 Speed Transmission, Dual 4BC and Hi Lift Cam	CU
3 Speed Transmission and Fuel Injection	CR	Powerglide	DG
3 Speed Transmission, Fuel Injection and Hi Lift Cam	CS	Powerglide and Fuel Injection	DH
3 Speed Transmission and Dual 4BC	CT	Powerglide and Dual 4BC	DJ

Note: The continuous engine serial number has been eliminated. Engines are now stamped with a source, production date and type on serial pad.

1959

"283"—8 CYLINDER

3 Speed Transmission	CQ	3 Speed, Dual 4BC and Hi Lift Cam	CU
3 Speed and Fuel Injection	CR	Powerglide	DG
3 Speed, Fuel Injection and Hi Lift Cam	CS	Powerglide and Fuel Injection	DH
3 Speed and Dual 4BC	CT	Powerglide and Dual 4BC	DJ

Note: The continuous engine serial number has been eliminated. The engine plants now stamp a source, production date and type on serial pad.

1960

"283"—8 CYLINDER

Manual Trans.	CQ	Dual 4BC and Hi Lift Cam	CU
Fuel Injection	CR	Powerglide	DG
Fuel Injection and Hi Lift Cam	CS	Powerglide and Dual 4BC	DJ
Dual 4BC	CT		

1961

"283"—8 CYLINDER

Description	Type Designation	Description	Type Designation
Manual Tans.	CQ	Dual 4BC and Hi Lift Cam	CU
Fuel Injection	CR	Powerglide	DG
Fuel Injection and Hi Lift Cam	CS	Powerglide and Dual 4BC	DJ
Dual 4BC	CT		

Note: CORVETTE engines have the last six digits of the vehicle serial number stamped on engine date boss.
Engines are stamped with a source, production date and type on serial pad.

1962

"327"—8 CYLINDER

Dual 4 BC	QB	Manual Trans. and Fuel Injection	RF
Manual Trans.	RC	Powerglide	SC
Manual Trans. and High Performance	RD	Powerglide and High Performance	SD
Manual Trans. and Spec. High Performance	RE		

1963

"327"—8 CYLINDER

Manual Trans.	RC	Manual Trans. and Fuel Injection	RF
Manual Trans. and High Performance	RD	Powerglide	SC
Special High Performance	RE	Powerglide and High Performance	SD

1964

"327"—8 CYLINDER

Manual Trans.	RC	Manual Trans. and Transistor Ignition	RT
Manual Trans. and High Performance	RD	Manual Trans. Transistor Ignition and C.A.C.	RU
Special High Performance	RE	Fuel Injection and Transistor Ignition	RX
Manual Trans. and Fuel Injection	RF	Powerglide	SC
Manual Trans. and C.A.C.	RP	Powerglide and High Performance	SD
Manual Trans. High Performance and C.A.C.	RQ	Powerglide and C.A.C.	SK
Manual Trans., Special High Performance and C.A.C.	RR	Powerglide, High Performance and C.A.C.	SL

Note: Engines are stamped with a source, production date and type on serial pad.

1965

"327"—8 CYLINDER

Manual Transmission	HE	Powerglide	HO
High Performance	HF	Powerglide and High Performance	HP
Fuel Injection	HG	Powerglide and C.A.C.	HQ
Spec. High Performance	HH	Powerglide; High Performance and C.A.C.	HR
C.A.C.	HI	Spec. High Performance and Hyd. Lifters	HT
High Performance and C.A.C.	HJ	Spec. High Performance, Hyd. Lifters and C.A.C.	HU
Spec. High Performance and C.A.C.	HK	Spec. High Performance Hyd. Lifters and Transistor—Ignition	HV
Transistor Ignition	HL	Spec. High Performance Hyd. Lifters, Transistor Ignition and C.A.C.	HW
Transistor Ignition and C.A.C.	HM		
Fuel Injection and Transistor Ignition	HN		

CORVETTE ENGINE SERIES NUMBER AND SUFFIX CHART (Cont.)

V8

1965

"396"—8 CYLINDER

Description	Type Designation	Description	Type Designation
Spec. High Performance	IF		

Note: Engines are stamped with a source, production date and type on serial pad.

1966

"327"—8 CYLINDER

Manual Trans.	HE	Powerglide	HO
A.I.R.	HH	Special High Performance	HT
A.I.R. and Powerglide	HR	Power Steering	HP
Special High Performance and A.I.R.	HD	Special High Performance, C.A.C. and A.I.R.	KH

"427"—8 CYLINDER

Special High Performance (Hyd. Lifters)	IK	Special High Performance	IP
High Performance	IL	Powerglide	IQ
A.I.R.	IM	Powerglide and A.I.R.	IR

Type Designations for some engines will be followed by an R (Rochester) or H (Holly - Carter) to designate Carburetor requirements.

1967

"327"—8 CYLINDER

Manual Trans.	HE	Powerglide	HO
A.I.R.	HH	Special High Performance	HT
A.I.R. and Powerglide	HR	Power Steering, Special High Performance and C.A.C.	HP
Special High Performance and A.I.R.	HD	Special High Performance, C.A.C. and A.I.R.	KH

"427"—8 CYLINDER

4-Speed or Powerglide	IL	A.I.R. and Aluminum Heads	JH
Tri. Carb.	JC	Powerglide	IQ
Special High Performance and Tri. Carb.	JE	Powerglide and Tri. Carb.	JD
Heavy Duty	IT	A.I.R. and Powerglide	IR
Aluminum Heads	IU	A.I.R. Powerglide and Tri. Carb.	JG
A.I.R.	IM	A.I.R. Special High Performance and Tri. Carb.	JA
A.I.R. and Tri. Carb.	JF		

1968

"327"—8 CYLINDER

Manual Trans.	HE	Hyd. Steering and C.A.C.	HP
3-Speed Automatic Trans.	HO	Special High Performance	HT

CORVETTE ENGINE SERIES NUMBER AND SUFFIX CHART (Cont.)

V9

1968

"427"—8 CYLINDER

Description	Type Designation	Description	Type Designation
High Performance	IL	Special High Performance, Tri. Carb.	IR
High Performance and Tri. Carb.	IM	Heavy Duty	IT
High Performance, Tri. Carb. and 3-Speed Automatic Trans.	IO	Special High Performance, Tri. Carb. and Aluminum Heads	IU
3-Speed Automatic Trans.	IQ		

1969

"350"—8 CYLINDER

High Performance	HW	Manual Trans.	HY
High Performance C.A.C.	HX	3-Speed Automatic Trans. T.H. 400	HZ

"427"—8 CYLINDER

High Performance 3-Speed Automatic Trans. T.H. 400	LL	Tri-Carb. Special High Performance Heavy Duty Clutch	LT
High Performance	LM	Aluminum Heads Heavy Duty Clutch	LU
Tri-Carb. High Performance 3-Speed Automatic Trans. T.H. 400	LN	Heavy Duty 3-Speed Automatic Trans. T.H. 400	LV
Heavy Duty	LO	Aluminum Heads 3-Speed Automatic Trans. T.H. 400	LW
Aluminum Heads	LP	Tri-Carb. Special High Performance 3-Speed Automatic Trans. T.H. 400	LX
Tri-Carb. High Performance	LQ		
Tri-Carb. Special High Performance	LR		

1970

"350"—8 CYLINDER

Manual Trans.	CTL	High Performance, Transistor Ignition, C.A.C.	CTQ
3-Speed Automatic T.H. 400	CTM	Special High Performance	CTR
High Performance	CTN	Special High Performance, Transistor Ignition	CTU
High Performance, C.A.C.	CTO	Special High Performance, Transistor Ignition, 4-Speed	CTV
High Performance, Transistor Ignition	CTP		

"454"—8 CYLINDER

High Performance, 4-BBL, 3-Speed Automatic T.H. 400	CGW	4-BBL, Heavy Duty, 3-Speed Automatic T.H. 400	CZN
High Performance, 4-BBL	CZU	High Performance, 4-BBL, Transistor Ignition	CRI
4-BBL, Heavy Duty	CZL		

CORVETTE ENGINE SERIES NUMBER AND SUFFIX CHART (Cont.)

V10

1971

"350"—8 CYLINDER

Description	H.P.	Type Designation
4-Speed Trans.	270	CJL
T.H. 400	270	CGT
4-Speed Trans.	330	CGZ
T.H. 400	330	CJK
H.D. 4-Speed Trans.	330	CGY

"454" — 8 CYLINDER

T.H. 400	365	CPJ
4-Speed Trans.	365	CPH
4-Speed Trans.	425	CPW
T.H. 400	425	CPX

1972

"350" — 8 CYLINDER

Base-4-Speed	CKW	LT1-4 Speed	CKY
Base-4-Speed w/NB2	CDH	LT1 H.D. 4-Speed	CKZ
Base-T.H. 400	CKX	LT1-4 Speed w/A.I.R.	CRT
Base-T.H. 400 w/NB2	CDJ	LT1-T.H. 400 w/A.I.R.	CRS

454 - 8 CYLINDER

LS5-4-Speed	CPH	LS5 w/A.I.R.	CSR
LS5-T.H. 400	CPJ	LS5 w/A.I.R.	CSS

1973-74

350 CID

Manual Trans. (L48)	CKZ	T.H. 400 (L48) w/NB2	CLC
T.H. 400	CLA	Manual Trans. (L82) w/NB2 (1973)	CLS
Manual Trans. (L82)	CLR	T.H. 400 (L82)	CLD
Manual Trans. (L48) w/NB2	CLB	T.H. 400 (L82) w/NB2 (1973)	CLH

454 CID

T.H. 400 w/NB2	CWS	Manual Trans.	CWM
Manual Trans. w/NB2 (1973)	CWT	T.H. 400	CWR

1975

350 CID

M.T.	CHA	M.T. w/Sp. H/Per.	CHC
A.T. w/Fed.	CHB	A.T. w/Calif., Sp. H/Per.	CHR
A.T. w/Calif.	CHZ	A.T. w/Fed., Sp. H/Per.	CKC
4-Spd.	CRJ	4-Spd. (H/Per.)	CUT
T.H. 400	CRK	4-Spd.	CUA
4-Spd. (H/Per.)	CRL	4-Spd.	CUB
T.H. 400 (H/Per.)	CRM	4-Spd. (H/Per.)	CUD

CORVETTE ENGINE SERIES NUMBER AND SUFFIX CHART (Cont.)

V11

1976

350 CID

CLM	CHC
CLR	CHR
CLS	CKC
CKW	
CKX	
CLS	

1977

350 CID

CKZ	CLD
CLA	CLF
CLB	
CLC	
CHD	
CKD	

1978

350L CID — L48 OPT.

VIN-L

Calif.	CLR
Alt.	CLS
A.T. w/Fed.	CUT
M.T.	CHW
.....	CLM

350H CID — L82 OPT.

VIN-H

M.T.	CMR
A.T.	CMS

1979

350-8 CID — L48 OPT.

VIN-8

M.T.	ZAA
A.T. w/Fed.	ZAB
Calif.	ZAC
Alt.	ZAD

350-4 CID — L82 OPT.

VIN-4

M.T.	ZBA
A.T.	ZBB

1980

305-H (LG4) A.T.	ZCA
350-8 (L48) M.T.	ZAM
350-8 (L48) A.T.	ZAK
350-6 (L82) M.T.	ZBD
350-6 (L82) A.T.	ZBC

1981

350-6 (L81) M.T., Fed.	ZDA
350-6 (L81) A.T., Calif.	ZDB
350-6 (L81) M.T., Calif.	ZDC
350-6 (L81) A.T., Fed.	ZDD

1982

350-8 (L83) w/A.T., Fed.	ZBA
350-8 (L83) w/A.T., Calif.	ZBC
350-8 (L83) w/Calif.	ZFN

1978 TRANSMISSION IDENTIFICATION CODES

M20 — 4 SPD. MAN.

ZU	S6
----	----

M21 — 4 SPD. MAN.

ZW

M38 — 3 SPD. AT.

5WB	5TL
-----	-----

1979 TRANSMISSION IDENTIFICATION CODES

M20 — 4 SPD. MAN.

UH
(Warner)

M21 — 4SPD. MAN

UK
(WARNER)

M38 — 3 SPD. A.T.

TB	WB
----	----

CORVETTE ENGINE SERIES NUMBER AND SUFFIX CHART (Cont.)

1980 TRANSMISSION IDENTIFICATION CODES

M18 — 4 SPD. MAN. ZJ
M33 — 3 SPD. A.T. JC (BUICK)
MV4 — 3 SPD. A.T. TW (CHEV.)

1981 TRANSMISSION IDENTIFICATION CODE

M18-4 SPD. MAN.	MX3 — 3 SPD. A.T.
CC	8JD

1982 TRANSMISSION IDENTIFICATION CODE

MD8-4 SPD. A.T.
YA

1976 General Motors Passenger Car Vehicle Identification Numbering (VIN) System

DIVISION/ MAKE	CARLINE/ SERIES	* BODY TYPE		ENGINE CODE	MODEL YEAR	PLANT CODE	PRODUCTION SEQUENCE NUMBER
1	Z	3	7	J	6	S	100.001
①	②	③	④	⑤	⑥	⑦	⑧ THRU ⑬

DIVISION CODE/MAKE
1 - Chevrolet
2 - Pontiac
3 - Oldsmobile
4 - Buick
5 - GMC Truck
6 - Cadillac
7 - GM of Canada
0 - GM Overseas

CAR LINE/SERIES		
CHEVROLET (Code 1)	CADILLAC (Code 5)	BUICK (Code 4)
B - Chevette	B - Fleetwood Brougham	B - Skylark
C - Malibu, El Camino	C - Calais	C - Skylark S/R
D - Malibu Classic, El Camino Classic	D - DeVille	D - Century
E - Laguna S3	F - Fleetwood	E - Century Special
G - Malibu Classic Estate	L - Eldorado	H - Century Custom
H - Monte Carlo S	S - Seville	J - Regal
J - Chevette	Z - Commercial Chassis	K - Century Custom Wagon
L - Impala		L - LeSabre
M - Monza		P - LeSabre Custom
N - Caprice		R - Estate Wagon
Q - Camaro		S - Skyhawk
R - Monza 2+ 2		T - Skyhawk S
S - Camaro LT		V - Electra 225
V - Vega	OLDSMOBILE (Code 3)	W - Skylark "S"
X - Nova	B - Omega	X - Electra Limited
Y - Nova Custom	D - Starfire "SX"	Z - Riviera
Z - Corvette	E - Omega Brougham	
	G - Cutlass S	
	H - Cutlass Supreme Cruiser	
	J - Cutlass Supreme Vista Cruiser	
	K - Cutlass Salon	
	L - Delta 88	
	M - Cutlass Supreme Brougham	
	N - Delta 88 Royale	
	Q - Custom Cruiser	
	R - Custom Cruiser	
	S - Omega F85	
	T - Starfire	
	V - Ninety Eight Luxury	
	X - Ninety Eight Regency	
	Y - Toronado Custom	
	Z - Toronado Brougham	
PONTIAC (Code 2)		
C - Astre, Astre Safari		
D - LeMans, LeMans Safari		
F - LeMans Sport Coupe		
G - Grand LeMans, Grand LeMans Safari		
J - Grand Prix		
K - Grand Prix LJ		
L - Catalina, Catalina Safari		
M - Sunbird		
P - Grand Safari		
Bonneville		
R - Bonneville Brougham		
S - Firebird		
T - Firebird Esprit		
U - Firebird Formula		
W - Firebird Trans Am		
Y - Ventura		
Z - Ventura SJ		

ENGINE CODES				
CODE	TYPE-C.I.D.	NHP	CARB.	DN.
A	L4-140	70	1B	1-2
B	L4-140	84	2B	1-2-3
C	V6-231	105	2B	2-3-4
D	L6-250	100	1B	1-2-3
E	L4-97.6 (1.6 Litre)	60	1B	1
F	V8-260	110	2B	2-3-4
G	V8-262	110	2B	1
H	V8-350	140	2B	2-3-4
I	L4-85 (1.4 Litre)	52	1B	1
J	V8-350	155	4B	2-3-4
L	V8-350	165	4B	1
	V8-350	180	4B	1
M	V8-350	160	2B	2
N	V8-400	170	2B	2
O	L4-122	110	EFI	1
P	V8-350	165	4B	2
Q	V8-305	140	2B	1
R	V8-350	170	4B	3
	V8-350	180	EFI	6
S	V8-455	215	4B	3
	V8-454	225	4B	1
	V8-500	190	4B	6
	V8-500	215	EFI	6
T	L6-292	120	1B	1
	V8-455	190	4B	3
U	V8-400	175	4B	1
V	V8-350	145	2B	1
W	V8-455	200	4B	2
X	V8-350	210	4B	1
Y	V8-455	205	4B	4
Z	V8-400	185	4B	2

*Body Type - See Model Chart

1977 General Motors Passenger Car Vehicle Identification Numbering (VIN) System

DIVISION/ MAKE	CARLINE/ SERIES	* BODY TYPE		ENGINE CODE	MODEL YEAR	PLANT CODE	PRODUCTION SEQUENCE NUMBER
1	Z	3	7	R	7	S	100.001
①	②	③	④	⑤	⑥	⑦	⑧ THRU ⑬

DIVISION CODE/MAKE

- 1 - Chevrolet
- 2 - Pontiac
- 3 - Oldsmobile
- 4 - Buick
- 5 - GMC Truck
- 6 - Cadillac
- 7 - GM of Canada
- 0 - GM Overseas

CAR LINE/SERIES

CHEVROLET (Code 1)

- B - Chevette
- C - Malibu, El Camino
- D - Malibu Classic, El Camino Classic
- H - Monte Carlo
- J - Chevette "Scooter"
- K - Bel Air (Canada)
- L - Impala
- M - Monza Towne Coupe
- N - Caprice Classic
- Q - Camaro
- R - Monza Hatchback Coupe
- S - Camaro LT
- V - Vega
- X - Nova
- Y - Nova Concours
- Z - Corvette

PONTIAC (Code 2)

- C - Astre
- D - LeMans, LeMans Safari
- F - LeMans Sport
- G - Gran LeMans, Grand LeMans Safari
- H - Grand Prix SJ
- J - Grand Prix
- K - Grand Prix LJ
- L - Catalina, Catalina Safari
- M - Sunbird
- N - Bonneville - Grand Safari
- Q - Bonneville Brougham
- S - Firebird
- T - Firebird Esprit
- U - Firebird Formula
- W - Firebird Trans Am
- Y - Ventura
- Z - Ventura SJ

CADILLAC (Code 6)

- B - Fleetwood Brougham
- D - DeVille
- F - Fleetwood/Limo
- L - Eldorado
- S - Seville
- Z - Commercial Chassis

OLDSMOBILE (Code 3)

- B - Omega
- D - Starfire "SX"
- E - Omega Brougham
- G - Cutlass S
- H - Vista Cruiser
- J - Cutlass Supreme
- K - Cutlass Salon
- L - Delta 88
- M - Cutlass Supreme Brougham
- N - Delta 88 Royale
- Q - Custom Cruiser Wagon
- S - Omega F85
- T - Starfire
- V - Ninety Eight Luxury
- W - Toronado XSR
- X - Ninety Eight Regency
- Z - Toronado Brougham

BUICK (Code 4)

- B - Skylark
- C - Skylark SR
- D - Century
- E - Special
- F - LeSabre Sport Coupe
- H - Century Custom
- J - Regal
- K - Century Custom Wagon
- N - LeSabre
- P - LeSabre Custom
- R - Estate Wagon
- S - Skyhawk
- T - Skyhawk S
- T - Opel
- V - Electra 225
- W - Skylark "S"
- X - Electra Limited
- Z - Riviera

GM CANADA ONLY (Code 7)

- B - Acadian
- J - Acadian S
- K - Laurentian
- N - Parisienne

GMC TRUCK & COACH (Code 5)

- C - Sprint
- D - Sprint Classic

ENGINE CODES

CODE	DISP	NHP	CARB	DIV.
A	231	NA	2 4	
B	140	84	2 1,2,3	
B	111	80	2 4	
C	231	105	2 2,3,4	
D	250	110	1 1,5,7,2*	
E	98	63	1 1,7	
F	260	110	2 3	
H	350	140	2 4	
I	85	57	1 1,7	
J	350	155	4 4	
K	403	185	4 2,3,4	
L	350	170	4 1,2,3,4,5,7	
L	350	180	4 1	
P	350	170	4 2	
R	350	180	EFI 6	
R	350	170	4 2,3,4	
S	425	180	4 6	
T	425	195	EFI 6	
U	305	145	2 1,2,3,4,5,7	
V	151	87	2 2	
X	350	210	4 1	
Y	301	135	2 2,4	
Z	400	180	4 2	

*CANADIAN PONTIAC

*Body Type - See Model Chart

1978 General Motors Passenger Car Vehicle Identification Numbering (VIN) System

DIVISION/ MAKE	CARLINE/ SERIES	* BODY TYPE		ENGINE CODE	MODEL YEAR	PLANT CODE	PRODUCTION SEQUENCE NUMBER
1	Z	3	7	R	8	S	100.001
①	②	③	④	⑤	⑥	⑦	⑧ THRU ⑬

DIVISION CODE/MAKE

- 1 - Chevrolet
- 2 - Pontiac
- 3 - Oldsmobile
- 4 - Buick
- 5 - GMC Truck
- 6 - Cadillac
- 7 - GM of Canada
- 0 - GM Overseas

CAR LINE/SERIES

CHEVROLET (Code 1)

- B - Chevette
- J - Chevette "Scooter"
- K - Bel Air (Canada)
- L - Impala
- M - Monza - Monza S
- N - Caprice Classic
- Q - Camaro
- R - Monza 2+2
- Monza Sport
- S - Camaro LT
- T - Malibu
- W - Malibu Classic
- El Camino
- X - Nova
- Y - Nova Custom
- Z - Corvette
- Monte Carlo

PONTIAC (Code 2)

- D - LeMans
- E - Sunbird
- F - Grand LeMans
- G - Gran Am
- H - Grand Prix SJ
- J - Grand Prix
- K - Grand Prix LJ
- L - Catalina
- M - Sunbird Sport
- N - Bonneville - Grand Safari
- Q - Bonneville Brougham
- S - Firebird
- T - Firebird Esprit
- U - Firebird Formula
- W - Firebird Trans Am
- Y - Phoenix
- Z - Phoenix LJ

CADILLAC (Code 6)

- B - Fleetwood Brougham
- D - DeVille
- F - Fleetwood/Limo
- L - Eldorado
- S - Seville
- Z - Commercial Chassis

OLDSMOBILE (Code 3)

- B - Omega
- D - Starfire "SX"
- E - Omega Brougham
- G - Cutlass Salon
- H - Cutlass Cruiser
- J - Cutlass Salon
- Brougham
- K - Cutlass Calais
- L - Delta 88
- M - Cutlass Supreme
- Brougham
- N - Delta 88 Royale
- Q - Custom Cruiser
- R - Cutlass Supreme
- T - Starfire
- V - Ninety Eight Luxury
- X - Ninety Eight Regency
- Z - Toronado Brougham

BUICK (Code 4)

- B - Skylark
- C - Skylark Custom
- E - Century Special
- F - LeSabre Sport Coupe
- G - Century Sport Coupe
- H - Century Custom
- J - Regal
- K - Regal Sport Coupe
- L - Century Limited
- M - Regal Limited
- N - LeSabre
- P - LeSabre Custom
- R - Estate Wagon
- S - Skyhawk
- T - Skyhawk S
- T - Opel
- U - Electra Park Ave.
- V - Electra 225
- W - Opel Sport
- W - Skylark "S"
- X - Electra Limited
- Y - Opel Deluxe
- Z - Riviera

GM CANADA ONLY (Code 7)

- B - Acadian
- J - Acadian S
- K - Laurentian
- N - Parisienne

GMC TRUCK & COACH (Code 5)

- W - Cabellero

ENGINE CODES

CODE	DISP	NHP	CARB	DIV/USAGE	PROD. DIV.
A	231	105	2	1,2,3,4,5	4
B	350	180	EFI	6	6
B#	111		2		0
C (3.2L)	196		2	1,4	4
D	250	110	1	1,2,*7	1
E (1.6L)	98	63	1	1,7	1
F	260	110	2	3	3
G (3.8L)	231		2	4	4
H	305		4	1,2,3,4	1
J (1.6L)	98		1	1,7	1
K	403	185	4	2,3,4	3
L	350	170	4	1,2,3,4,5,7	1,7
M (3.3L)	200		2	1,5,2*	1
N (5.7L)	350			DIESEL 3.6	3
R	350	170	4	2,3,4	3
S	425	180	4	6	6
T	425	195	EFI	6	6
U	305	145	2	1,2,3,4,5,7	1,7
V	151	87	2	1,2,3	2
W	301		4	2	2
X	350	155	4	2,4	4
Y	301	135	2	2,4	2
Z	400	180	4	2,4	2
1	151		2	1,2,3	2
2	231		2	4	4
3 (3.8L)	231		4	4	4
4	350		4	1	1

*Canadian
#Opel Isuzu

*Body Type - See Model Chart

1979 General Motors Passenger Car Vehicle Identification Numbering (VIN) System

DIVISION/ MAKE	CARLINE/ SERIES	* BODY TYPE		ENGINE CODE	MODEL YEAR	PLANT CODE	PRODUCTION SEQUENCE NUMBER
1	Z	3	7	R	9	S	100.001
①	②	③	④	⑤	⑥	⑦	⑧ THRU ⑬

DIVISION CODE/MAKE

- 1 - Chevrolet
- 2 - Pontiac
- 3 - Oldsmobile
- 4 - Buick
- T - GMC Truck
- 6 - Cadillac
- 7 - GM of Canada
- 0 - GM Overseas

CAR LINE/SERIES

CHEVROLET (Code 1)

- B - Chevette *
- J - Chevette "Scooter"
- L - Impala
- M - Monza - Monza S
- N - Caprice Classic
- Q - Camaro
- R - Monza 2 + 2
- Monza Sport
- S - Berlinetta
- T - Malibu
- W - Malibu Classic
- El Camino
- X - Nova
- Y - Nova Custom
- Z - Corvette
- Monte Carlo

PONTIAC (Code 2)

- D - LeMans
- E - Sunbird
- F - Grand LeMans
- G - Grand AM
- H - Grand Prix SJ
- J - Grand Prix
- K - Grand Prix LJ
- L - Catalina
- M - Sunbird Sport
- N - Bonneville
- Grand Safari
- Q - Bonneville
- Brougham
- S - Firebird
- T - Firebird Esprit
- U - Firebird Formula
- W -
- X - Firebird
- Trans AM
- Y - Phoenix
- Z - Phoenix LJ

CADILLAC (Code 6)

- B - Fleetwood Brougham
- D - DeVille
- F - Fleetwood/Limo
- L - Eldorado
- S - Seville
- Z - Commercial Chassis

OLDSMOBILE (Code 3)

- B - Omega
- D - Starfire "SX"
- E - Omega Brougham
- G - Cutlass Salon
- H - Cutlass Cruiser
- Brougham
- J - Cutlass Salon
- Brougham
- K - Cutlass Calais
- L - Delta 88
- M - Cutlass Supreme
- Brougham
- N - Delta 88 Royale
- Q - Custom Cruiser
- R - Cutlass Supreme
- T - Starfire
- V - Ninety Eight Luxury
- X - Ninety Eight Regency
- Z - Toronado Brougham

BUICK (Code 4)

- B - Skylark
- C - Skylark Custom
- E - Century Special
- F - LeSabre Custom
- Sport Coupe
- G - Century Sport Coupe
- H - Century Custom
- J - Regal
- K - Regal Sport Coupe
- L - GMOO Series
- Built Overseas
- M - GMOO Series
- Built Overseas
- N - LeSabre
- P - LeSabre Limited
- R - Estate Wagon
- S - Skyhawk
- T - Skyhawks
- U - Electra Park Ave.
- V - Electra 225
- W - Skylarks "S"
- X - Electra Limited
- Y - Riviera "S"
- Z - Riviera

GM CANADA ONLY (Code 7)

- B - Acadian
- J - Acadian S
- K - Laurentian
- N - Parisienne

GMC TRUCK & COACH (Code 5)

- W - Caballero

ENGINE CODES

CODE	DISP	NHP	CARB	DIV/USAGE	PROD. DIV.
A	231	105	2	1,2,3,4,5	4
B	350	180	EFI	6	6
C (3.2L)	196	2	1,4		4
D	250	110	1	1,2,7	1
E (1.6L)	98	63	1	1,7	1
F	260	110	2	2,3	3
G	305		2	1,2,3,4,7	1
H	305		4	1,2,3,4	1
J (4.4L)	267		2	1,5	1
K	403	185	4	2,3,4	3
L	350	170	4	1,2,3,4,7	1
M (3.3L)	200		2	1,2	1
N (5.7L)	350		DIESEL	3,6	3
O (1.6L)			2	1,7	1
P (4.3L)	260		DIESEL	3	3
R	350	170	4	2,3,4	3
S	425	180	4	6	6
T	425	195	EFI	6	6
V	151	87	2	1,2,3	2
W	301		4	2,4	2
X	350	155	4	2,4	4
Y	301	135	2	2,3,4	2
Z	400	180	4	2	2
1	151		2	1,2,3	2
2	231		2	1,2,3,4	4
3 (3.8L)	231		4	4	4
4	350		4	1	1
8	350		4	1	1
9	151		2	1,2,3	2

*Canadian
#Opel Isuzu

*Body Type - See Model Chart

1980 General Motors Passenger Car Vehicle Identification Numbering (VIN) System

DIVISION/ MAKE	CARLINE/ SERIES	* BODY TYPE	ENGINE CODE	MODEL YEAR	PLANT CODE	PRODUCTION SEQUENCE NUMBER
1	Z	8	7	H	A	S
①	②	③	④	⑤	⑥	⑦
						100.001
						⑧ THRU ⑬

DIVISION CODE/MAKE

CAR LINE/SERIES

ENGINE CODES

- 1 - Chevrolet
- 2 - Pontiac
- 3 - Oldsmobile
- 4 - Buick
- T - GMC Truck
- 6 - Cadillac
- 7 - GM of Canada
- 0 - GM Overseas

CHEVROLET (Code 1)

- B — Chevette
- H — Citation Custom
- J — Chevette Scooter
- L — Impala
- M — Monza
- N — Caprice Classic
- P — Camaro Sport Coupe
- R — Monza 2+2
- S — Camaro Berlinetta
- T — Malibu
- W — Malibu Classic, El Camino
- X — Citation
- Z — Monte Carlo
- Z — Corvette

PONTIAC (Code 2)

- D — LeMans
- E — Sunbird
- F — Grand LeMans
- G — Grand Am
- H — Grand Prix SJ
- J — Grand Prix
- K — Grand Prix LJ
- L — Catalina
- M — Sunbird
- N — Bonneville
- R — Bonneville Brougham
- S — Firebird
- T — Firebird
- U — Bonneville Brougham
- V — Firebird
- W — Firebird
- Y — Phoenix
- Z — Phoenix LJ

OLDSMOBILE (Code 3)

- B — Omega
- D — Starfire
- E — Omega Brougham
- G — Cutlass Salon
- H — Cutlass Cruiser Brougham
- J — Cutlass Salon Brougham
- K — Cutlass Calais
- L — Delta 88
- M — Cutlass Supreme Brougham
- N — Delta 88 Royale
- P — Custom Cruiser
- R — Cutlass Supreme
- T — Starfire
- V — Ninety-Eight Luxury
- X — Ninety-Eight Regency
- Y — Delta 88 Brougham
- Z — Toronado

BUICK (Code 4)

- B — Skylark
- C — Skylark Limited
- D — Skylark Sport
- E — Century
- F — LeSabre Sport Coupe
- G — Century Sport Coupe
- H — Century Custom
- J — Regal
- K — Regal Sport Coupe
- L — Century Limited
- M — Regal Limited
- N — LeSabre
- P — LeSabre Limited
- R — Estate Wagon
- S — Skyhawk
- T — Skyhawk "S"
- V — Electra Estate
- W — Electra Park Ave.
- X — Electra Limited
- Y — Riviera "S" Type
- Z — Riviera

CADILLAC (Code 6)

- B — Brougham
- D — DeVille
- F — Limousine
- L — Eldorado
- S — Seville
- Z — Commercial Chassis

GM TRUCK & COACH

- W — Caballero

CODE	DISP	CARB	DIV/USAGE	PROD. DIV.
9 (1.6L)	98	2	1	1
0 (1.6L)	98	2	1	1
R (5.7L)	350	4	2,3,4	3
W (4.9L)	301	4	2,4	2
J (4.4L)	267	2	1,5	1
8 (5.7L)	350	EFI	6	6
6 (6.0L)	368	4	6	6
9 (6.0L)	368	TBI	6	6
X (5.7L)	350	4	2,4	4
K (3.8L)	229	2	1,5	1
4 (4.1L)	—	4	4	4
3 (3.8L)	231	4	1,3,4	4
A (3.8L)	231	2	1,2,3,4,5	4
7 (2.8L)	173	2	1,2,3,4	1
N (5.7L)	350	DIES	1,2,3,4,6	3
H (5.0L)	305	4	1,2,3,4,5	1
L (5.7L)	350	4	1	1
S (4.3L)	—	2	2,3	2
T (4.9L)	—	4	2	2
Y (5.0L)	307	4	3	3
F (4.3L)	260	2	3	3
5 (2.5L)	151	2	1,2,3,4	2
V (2.5L)	151	2	1,2,3	2
6 (5.7L)	350	4	1	1
8 (5.7L)	350	EFI	1	1
8 (5.7L)	350	4	1	1

*Body Type — See Model Chart

1981 General Motors Passenger Car Vehicle Identification Numbering (VIN) System

DIVISION/ MAKE	RESTRAINT SYSTEM TYPE	CARLINE/ SERIES	* BODY TYPE	ENGINE CODE	CHECK DIGIT	MODEL YEAR	PLANT CODE	PRODUCTION SEQUENCE NUMBER
1G1	A	Y	8 7	6	9	B	S	400.001
① ② ③	④	⑤	⑥ ⑦	⑧	⑨	⑩	⑪	⑫ THRU ⑰

DIVISION CODE	MAKE
1G1	Chevrolet Passenger
1G2	Pontiac Passenger
1G3	Oldsmobile Passenger
1G4	Buick Passenger
1G6	Cadillac Passenger
1G7	GM of Canada Passenger
1G8	Chevrolet Truck
1G9	GMC Truck
J8Z*	Chevrolet Truck
1G8	Chevrolet MPV
1G5	GMC Truck MPV
(See Note)	
*GM merchandised vehicles built by Isuzu Motors, Fujisawa Japan	

CAR LINE/SERIES	
CHEVROLET (Code 1)	BUICK (Code 4)
B — Chevette	B — Skylark
J — Chevette Scooter	C — Skylark Limited
L — Impala	D — Skylark Sport
N — Caprice Classic	E — Century
P — Camaro Sport Coupe	F — LeSabre Sport Coupe
S — Camaro Berlinetta	H — Century Custom
T — Malibu	J — Regal
W — Malibu Classic, El Camino	K — Regal Sport Coupe
X — Citation	L — Century Limited
Z — Monte Carlo	M — Regal Limited
Y — Corvette	N — LeSabre
PONTIAC (Code 2)	P — LeSabre Limited
D — LeMans	R — Estate Wagon
F — Grand LeMans	V — Electra Estate
J — Grand Prix	W — Electra Park Ave.
K — Grand Prix LJ	X — Electra Limited
L — Catalina	Y — Riviera "S" Type
N — Bonneville	Z — Riviera
P — Grand Prix Brougham	CADILLAC (Code 6)
R — Bonneville Brougham	B — Brougham
S — Firebird	D — DeVille
T — Firebird Esprit Lux	F — Limousine
V — Firebird Formula	L — Eldorado
W — Firebird Trans Am	S — Seville
Y — Phoenix	Z — Commercial Chassis
Z — Phoenix LJ	GMC TRUCK & COACH
OLDSMOBILE (Code 3)	W — Cabellero
B — Omega	
E — Omega Brougham	
G — Cutlass Salon	
H — Cutlass Cruiser Brougham	
K — Cutlass Calais	
L — Delta 88	
M — Cutlass Supreme Brougham	
N — Delta 88 Royale	
P — Custom Cruiser	
R — Cutlass Supreme	
V — Ninety-Eight Luxury	
X — Ninety-Eight Regency	
Y — Delta 88 Brougham	
Z — Toronado	

ENGINE CODES				
CODE	DISP	CARB	DIV/USAGE	PROD. DIV.
9 (1.6L)	98	2	1	1
W (4.9L)	301	4	2,4	2
J (4.4L)	267	2	1,2,3,4,5	1
9 (6.0L)	368	EFI	6	6
X (2.8L)	173	2	1,2,3,4	1
K (3.8L)	229	2	1,2,5	1
4 (4.1L)	252	4	3,4,6	4
3 (3.8L)	231	4	1,3,4	4
A (3.8L)	231	2	1,2,3,4,5	4
Z (2.8L)	173	2	1,2	1
N (5.7L)	350	DIES	1,2,3,4,6	3
H (5.0L)	305	4	1,2,3,4,5	1
L (5.7L)	350	4	1	1
S (4.3L)	—	2	2,4	2
T (4.9L)	—	4	2	2
Y (5.0L)	307	4	2,3,4	3
F (4.3L)	260	2	3	3
5 (2.5L)	151	2	1,2,3,4	2
6 (5.7L)	350	4	1	1
B (5.7L)	350	4	4	4
D (1.8L)	—	DIES	1	1

NOTE: DIVISION/MAKE

1st Position = Country

1 = United States
2 = Canada
J = Japan

2nd Position = Manufacture

G = General Motors

3rd Position = Division

1 = Chevrolet
2 = Pontiac
3 = Oldsmobile
4 = Buick
6 = Cadillac
7 = Canada
Z = Isuzu (Luv)

*Body Type — See Model Chart

1982 General Motors Passenger Car Vehicle Identification Numbering (VIN) System

DIVISION/ MAKE	RESTRAINT SYSTEM TYPE	CARLINE/ SERIES	* BODY TYPE	ENGINE CODE	CHECK DIGIT	MODEL YEAR	PLANT CODE	PRODUCTION SEQUENCE NUMBER
1G1	A	D	27	G	X	C	7	100.001
① ② ③	④	⑤	⑥ ⑦	⑧	⑨	⑩	⑪	⑫ THRU ⑰

DIVISION CODE	MAKE
1G1	Chevrolet Passenger
1G2	Pontiac Passenger
1G3	Oldsmobile Passenger
1G4	Buick Passenger
1G6	Cadillac Passenger
1G7	GM of Canada Passenger
1GC	Chevrolet Truck
1GT	GMC Truck
J82*	Chevrolet Truck
1G8	Chevrolet MPV
1G5	GMC Truck MPV
(See Note)	
*GM merchandised vehicles built by Isuzu Motors, Fujisawa Japan	

Code	Restraint System
A	Non Passive Restraint Manual Belts
B	Passive Restraint Automatic Belts
C	Passive Restraint Inflatable Restraints

CAR LINE/SERIES

CHEVROLET (Code 1)	BUICK (Code 4)
B — Chevette	B — Skylark
D — Cavalier	C — Skylark Limited
E — Cavalier (Hatchback)	D — Skylark Sport
J — Chevette Scooter	G — Century Sport
L — Impala	H — Century
N — Caprice Classic	J — Regal
P — Camaro Sport Coupe	K — Regal Sport
S — Camaro Berlinetta	L — Century Limited
W — Celebrity (19-27)	M — Regal Limited
W — Malibu Classic (35-69)	N — Le Sabre
X — Citation	P — Le Sabre Limited
Y — Corvette	R — Le Sabre Estate
Z — Monte Carlo	S — Skyhawk
	T — Skyhawk Limited
PONTIAC (Code 2)	V — Electra Estate
B — J2000	W — Electra Park Avenue
C — J2000 LE	X — Electra Limited
D — J2000 SE	Y — Riviera "T"
F — Pontiac 6000	Z — Riviera Luxury
G — Pontiac 6000 LE	
J — Grand Prix	CADILLAC (Code 6)
K — Grand Prix LJ	B — Fleetwood Brougham
L — T1000	D — DeVille
N — Bonneville	F — Fleetwood Limousine
P — Grand Prix Brougham	G — Cimarron
R — Bonneville Brougham	F — Fleetwood Limousine
S — Firebird	G — Cimarron
T — Phoenix SJ	L — Eldorado
W — Firebird Trans Am	S — Seville
X — Firebird Special Edition	GMC TRUCK & COACH (Code 5)
Y — Phoenix	W — Caballero
Z — Phoenix LJ	
OLDSMOBILE (Code 3)	
B — Omega	
C — Firenza	
D — Firenza	
E — Omega Brougham	
G — Cutlass Ciera	
H — Cutlass Cruiser	
J — Cutlass Ciera LS	
K — Cutlass Calais	
L — Delta 88	
M — Cutlass Supreme Brougham (47-69)	
M — Cutlass Ciera Brougham (19-27)	
N — Delta 88 Royale	
P — Custom Cruiser	
R — Cutlass Supreme	
W — 98 Regency Brougham	
X — 98 Regency	
Y — Delta 88 Royale Brougham	
Z — Toronado Brougham	

CODE	LITERS	CARB	DIV/USAGE	PROD DIV
A	3.8L V6	2	1,2,3,4	4
B	2.0 L4	2	1,3	1
C	1.6 L4	2	1,2	1
D	1.8 L4	Dies	1	1
E	3.0 V6	2	3,4	4
F	2.5 L4	2	1,2	2
G	1.8 L4	2	1,2,3,4,6	1
H	5.0 V8	4	1,2,3,4	1
J	4.4 V8	2	1,2,3,4	1
K	3.8 V6	2	1	1
L	5.7 V8	4	1	1
N	5.7 V8	Dies	1,2,3,4,6	3
R	2.5 L4	TBI	1,2,3,4	2
T	4.3 V6	Dies	1,2,3,4	3
V	4.3 V6	Dies	1,2,3,4	3
X	2.8 V6	2	1,2,3,4	1
Y	5.0 V8	4	3,4	3
Z	2.8 V6	2	1,2,3,4	1
0	1.8 L4	TBI	2,4	2
1	2.8 V6	2	1,2	1
2	2.5 L4	TBI	1,2	2
3	3.8 V6	4	1,4	4
4	4.1 V6	4	2,3,4,6	4
5	2.5 L4	2	1,2,3,4	2
7	5.0 V8	TBI	1	1
8	5.7 V8	TBI	1	1
8	4.3 V8	2	3	3
8	4.1 V8	DFI	6	6
9	6.0 V8	DFI	6	6

NOTE: DIVISION/MAKE

1st Position = Country

1 = United States

2 = Canada

J = Japan

2nd Position = Manufacture

G = General Motors

3rd Position = Division

1 = Chevrolet

2 = Pontiac

3 = Oldsmobile

4 = Buick

6 = Cadillac

7 = Canada

Z = Isuzu (Luv)

*Body Type — See Model Chart

1953

Engine	Cu. In. Displ.	Comp. Ratio	Bore	Stroke	Gross H.P.	Net H.P.	Carburetor	Transmission
Corvette 6 cyl.	235	8.0	3-9/16"	3-15/16"	150 @ 4200 RPM	140 @ 4200 RPM	3-Side Draft Single Barrel	Powerglide

1954-1955 (1st Series)

Corvette 6 cyl.	235	8.0	3-9/16"	3-15/16"	150 @ 4200 RPM	140 @ 4200 RPM	3-Side Draft Single Barrel	Powerglide
-----------------	-----	-----	---------	----------	----------------	----------------	----------------------------	------------

1955 (2nd Series)

Corvette 6 cyl.	235	8.0	3-3/4"	3"	155 @ 4200 RPM	140 @ 4000 RPM	3-Side Draft Single Barrel	Powerglide
Corvette 8 cyl.	265	8.0	3-3/4"	3"	195 @ 5000 RPM	180 @ 4800 RPM	4-Barrel	Powerglide
Corvette 8 cyl.	265	8.0	3-3/4"	3"	195 @ 5000 RPM	180 @ 4800 RPM	4-Barrel	3-Speed

1956

Corvette 8 cyl.	265	9.25	3-3/4"	3"	210 @ 5200 RPM	180 @ 4600 RPM	4-Barrel	3-Speed Powerglide
Corvette 8 cyl.	265	9.25	3-3/4"	3"	225 @ 5200 RPM	196 @ 4800 RPM	Dual 4-Barrel	3-Speed Powerglide

1957

Corvette 8 cyl.	283	9.5	3-7/8"	3"	220 @ 4800 RPM	190 @ 4600 RPM	4-Barrel	Close-Ratio Powerglide
Corvette 8 cyl.	283	9.5	3-7/8"	3"	245 @ 5000 RPM	215 @ 4800 RPM	Dual 4-Barrel	Close-Ratio Powerglide
Corvette 8 cyl.	283	9.5	3-7/8"	3"	250 @ 5000 RPM	225 @ 4800 RPM	Fuel Injection	Close-Ratio Powerglide
*Corvette 8 cyl.	283	9.5	3-7/8"	3"	270 @ 6000 RPM	230 @ 6000 RPM	Dual 4-Barrel	Close-Ratio
*Corvette 8 cyl.	283	10.5	3-7/8"	3"	283 @ 6200 RPM	240 @ 5600 RPM	Fuel Injection	Close-Ratio

*MAXIMUM performance engines have special performance-type camshaft, high-speed valve system and mechanical valve lifters. All other engines have hydraulic valve lifters.

1958

Engine	Cu. In. Displ.	Comp. Ratio	Bore	Stroke	Gross H.P.	Net H.P.	Carburetor	Transmission
Corvette-8 cyl.	283	9.5	3-7/8"	3"	230 @ 4800 RPM	195 @ 4600 RPM	4-Barrel	3-Speed, 4-Speed, PG
Corvette-8 cyl.	283	9.5	3-7/8"	3"	245 @ 5000 RPM	215 @ 4800 RPM	Dual 4-Barrel	3-Speed, 4-Speed, PG
*Corvette-8 cyl.	283	9.5	3-7/8"	3"	270 @ 6000 RPM	230 @ 6000 RPM	Dual 4-Barrel	3-Speed, 4-Speed
Corvette-8 cyl.	283	9.5	3-7/8"	3"	250 @ 5000 RPM	225 @ 4800 RPM	Fuel Injection	3-Speed, 4-Speed, PG
*Corvette-8 cyl.	283	10.5	3-7/8"	3"	290 @ 6200 RPM	245 @ 5600 RPM	Fuel Injection	3-Speed, 4-Speed

*MAXIMUM performance engines have special performance-type camshaft, high speed valve system and mechanical valve lifters. All other engines have hydraulic valve lifters.

1959

Corvette-8 cyl.	283	9.5	3-7/8"	3"	230 @ 4800 RPM	195 @ 4600 RPM	4-Barrel	3 or 4-Speed, PG
Corvette-8 cyl.	283	9.5	3-7/8"	3"	245 @ 5000 RPM	215 @ 4800 RPM	Dual 4-Barrel	3 or 4-Speed, PG
●Corvette-8 cyl.	283	9.5	3-7/8"	3"	270 @ 6000 RPM	230 @ 6000 RPM	Dual 4-Barrel	3 or 4-Speed
Corvette-8 cyl.	283	9.5	3-7/8"	3"	250 @ 5000 RPM	225 @ 4800 RPM	Fuel Injection	3 or 4-Speed, PG
Corvette-8 cyl.	283	10.5	3-7/8"	3"	290 @ 6200 RPM	245 @ 5600 RPM	Fuel Injection	3 or 4-Speed

●NOTE: Includes special performance type camshaft.

1960-1961

Corvette-8 cyl.	283	9.5	3-7/8"	3"	230 @ 4800 RPM	195 @ 4600 RPM	4-Barrel	3 or 4-Speed, PG
Corvette-8 cyl.	283	9.5	3-7/8"	3"	245 @ 5000 RPM	215 @ 4800 RPM	Dual 4-Barrel	3 or 4-Speed, PG
●Corvette-8 cyl.	283	9.5	3-7/8"	3"	270 @ 6000 RPM	230 @ 6000 RPM	Dual 4-Barrel	3 or 4-Speed
Corvette-8 cyl.	283	11.0	3-7/8"	3"	275 @ 5200 RPM	—	Fuel Injection	3 or 4-Speed
●Corvette-8 cyl.	283	11.0	3-7/8"	3"	315 @ 6200 RPM	—	Fuel Injection	3 or 4-Speed

●NOTE: Includes special performance type camshaft

1962

Engine	Cu. In. Displ.	Comp. Ratio	Bore	Stroke	Gross H.P.	Net H.P.	Carburetor	Transmission
Corvette-8 cyl.	327	10.5	4"	3-1/4"	250 @ 4400 RPM	210 @ 4400 RPM	4-Barrel	3 or 4-Speed, PG
Corvette-8 cyl.	327	10.5	4"	3-1/4"	300 @ 5000 RPM	—	Large 4-Barrel	3 or 4-Speed, PG
Corvette-8 cyl.	327	11.25	4"	3-1/4"	340 @ 6000 RPM	—	Large 4-Barrel	3 or 4-Speed
Corvette-8 cyl.	327	11.25	4"	3-1/4"	360 @ 6000 RPM	—	Fuel Injection	3 or 4-Speed

1963

327—8 cyl.	327	10.5	4"	3-1/4"	250 @ 5000 RPM	210 @ 4400 RPM	4-Barrel	3-SPD., 4-SPD., PG
327—8 cyl.	327	10.5	4"	3-1/4"	300 @ 500 RPM	—	Large 4-Barrel	3-SPD., 4-SPD., PG
327—8 cyl.	327	11.25	4"	3-1/4"	340 @ 6000 RPM	—	Large 4-Barrel	3-SPD., 4-SPD.
327—8 cyl.	327	11.25	4"	3-1/4"	360 @ 6000 RPM	—	Fuel Injection	3-SPD., 4-SPD.

1964

327—8 cyl.	327	10.5	4"	3-1/4"	250 @ 4400 RPM	210 @ 4400 RPM	4-Barrel	3-SPD., 4-SPD., PG
327—8 cyl.	327	10.5	4"	3-1/4"	300 @ 5000 RPM	—	Large 4-Barrel	3-SPD., 4-SPD., PG
327—8 cyl.	327	11.25	4"	3-1/4"	365 @ 4000 RPM	—	Large 4-Barrel	3-SPD., 4-SPD.
327—8 cyl.	327	11.25	4"	3-1/4"	375 @ 44-4800 RPM	—	F.I.	3-SPD., 4-SPD.

1965

Engine	Cu. In. Displ.	Comp. Ratio	Bore	Stroke	Gross H.P.	Net H.P.	Carburetor	Transmission
327—8 cyl.	327	10.5	4"	3-1/4"	250 @ 4400 RPM	210 @ 4400 RPM	4-Barrel	3-SPD., 4-SPD., PG
327—8 cyl.	327	10.5	4"	3-1/4"	300 @ 5000 RPM	—	Large 4-Barrel	3-SPD., 4-SPD., PG
327—8 cyl.	327	11.0	4"	3-1/4"	350 @ 5800 RPM	—	Large 4-Barrel (Hyd. Lifters)	3-SPD., 4-SPD.
327—8 cyl.	327	11.0	4"	3-1/4"	365	—	Large 4-Barrel (Mech. Lifters)	3-SPD., 4-SPD.
327—8 cyl.	327	11.0	4"	3-1/4"	375	—	F.I. (Mech. Lifters)	3-SPD., 4-SPD.
396—8 cyl.	396	11.0	4-3/32"	3-49/64"	425 @ 6400 RPM	—	4-Barrel	4-SPD.

1966

327—8 cyl.	327	10.5	4"	3-1/4"	300 @ 5000 RPM	—	Large 4-Barrel	3-SPD., 4-SPD., PG
327—8 cyl.	327	11.0	4"	3-1/4"	350 @ 5800 RPM	—	Large 4-Barrel (Hyd. Lifters)	3-SPD., 4-SPD.
427—8 cyl.	427	10.25	4-1/4"	3-49/64"	390 @ 5400 RPM	—	Large 4-Barrel (Hyd. Lifters)	4-SPD.
427—8 cyl.	427	11.0	4-1/4"	3-49/64"	425 @ 6400 RPM	—	F.I. (Mech. Lifters)	4-SPD.

1967

Turbo-Fire 327—8 cyl.	327	10.25	4"	3-1/4"	300 @ 5000 RPM	—	4-Barrel	3-SPD., 4-SPD., PG
Turbo-Fire 327—8 cyl.	327	11.0	4"	3-1/4"	350 @ 5800 RPM	—	4-Barrel	3-SPD., 4-SPD.
Turbo-Jet 427—8 cyl.	427	10.25	4-1/4"	3-49/64"	—	—	4-Barrel	3-SPD., 4-SPD., TH
Tubro-Jet 427—8 cyl.	427	10.25	4-1/4"	3-49/64"	—	—	4-Barrel	3-SPD., 4-SPD., PG
Turbo-Jet 427—8 cyl.	427	10.25	4-1/4"	3-49/64"	—	—	3 x 2 Barrel	4-SPD., PG
Turbo-Jet 427—8 cyl.	427	11.0	4-1/4"	3-49/64"	—	—	3 x 2 Barrel (Mech. Lifters)	4-SPD.

CORVETTE BASIC ENGINE DATA & POWER TEAMS (Cont.)

1968

Engine	Cu. In. Displ.	Comp. Ratio	Bore	Stroke	Gross H.P.	Net H.P.	Carburetor	Transmission
Turbo-Fire 327—8 cyl.	327	10.0	4"	3-1/4"	300 @ 5000 RPM	—	4-Barrel	3-SPD., 4-SPD., TH
Turbo-Fire 327—8 cyl.	327	11.0	4"	3-1/4"	350 @ 5800 RPM	—	4-Barrel	4-SPD.
Turbo-Jet 427—8 cyl.	427	10.25	4-1/4"	3-49/64"	385 @ 5200 RPM	—	4-Barrel	3-SPD., 4-SPD., TH
Turbo-Jet 427—8 cyl.	427	10.25	4-1/4"	3-49/64"	400 @ 5400 RPM	—	3 x 2 Barrel	4-SPD., TH
Turbo-Jet 427—8 cyl.	427	11.0	4-1/4"	3-49/64"	435 @ 5800 RPM	—	3 x 2 Barrel (Mech Lifters)	4-SPD.

1969

Turbo-Fire 350—8 cyl.	350	10.25	4.0"	3-31/64"	300 @ 4800 RPM	—	4-Barrel	3-SPD., 4-SPD., PG T.H.
Turbo-Fire 350—8 cyl.	350	11.0	4.0"	3-31/64"	350 @ 5600 RPM	—	4-Barrel	4-SPD.
Turbo-Jet 427—8 cyl.	427	10.25	4-1/4"	3-49/64"	390 @ 5400 RPM	—	4-Barrel	3-SPD., 4-SPD., TH400
Turbo-Jet 427—8 cyl.	427	10.25	4-1/4"	3-49/64"	400 @ 54 RPM	—	3 x 2 Barrel	4-SPD., TH400
Turbo-Jet 427—8 cyl.	427	12.5	4-1/4"	3-49/64"	430 @ 5200 RPM	—	4-Barrel	4-SPD., TH400
Turbo-Jet 427—8 cyl.	427	11.0	4-1/4"	3-49/64"	435 @ 5800 RPM	—	3 x 2 Barrel	4-SPD., TH400

1970

Engine	Cu. In. Displ.	Comp. Ratio	Bore	Stroke	Gross H.P.	Carburetor	Transmission
Turbo-Fire 350—V-8	350	10.25	4.0"	3-31/64"	300 @ 4800 RPM	4-Barrel	3-SPD., 4-SPD., T.H.
Turbo-Fire 350—V-8	350	11.00	4.0"	3-31/64"	350 @ 5600 RPM	4-Barrel	4-SPD., 4-SPD. Close Ratio, T.H.
Turbo-Fire 350—V-8	350	11.00	4.0"	3-31/64"	370 @ 6000 RPM	4-Barrel	4-SPD., H.D. 4-SPD. 4-SPD., Close Ratio
Turbo-Jet 454—V-8	454	10.25	4.0"	4.0"	390" @ 4800 RPM	4-Barrel	4-SPD., 4-SPD., Close Ratio, T.H. 400
Turbo-Jet 454—V-8	454	12.25	4-1/4"	4.0"	465 @ 5200 RPM	4-Barrel	H.D. 4-SPD.

1971

Turbo-Fire 350—V-8	350	8.5:1	4.0"	3-31/64"	270@ 4800 RPM	4-Barrel	4-SPD., T.H.
Turbo-Fire 350—V-8	350	9:1	4.0"	3-31/64"	330@ 5600 RPM	4-Barrel	4-SPD., H.D. 4-SPD. 4-SPD., Close Ratio
Turbo-Jet 454—V-8	454	8.5:1	4-1/4"	4.0"	365 @ 4800 RPM	4-Barrel	4-SPD. 4-SPD., Close Ratio, T.H. 400
Turbo-Jet 454—V-8	454	9:1	4-1/4"	4.0"	425 @ 5600 RPM	4-Barrel	H.D. 4-SPD., T.H. 400

CORVETTE BASIC ENGINE DATA & POWER TEAMS (Cont.)**1972-74**

Engine	Cu. In., Displ.	Comp. Ratio	Bore	Stroke	Carburetor	Transmission
Turbo-Fire 350-V-8	350	8.5:1	4.0"	3-31/64"	4-Barrel	4-Spd., T.H. 400
Turbo-Fire 350-V-8	350	9:1	4.0"	3-31/64"	4-Barrel	4-Spd., 4-Spd. Close Ratio H.D. 4-Spd.
Turbo-Jet 454-V-8	454	8.25:1	4-1/4"	4.0"	4-Barrel	4-Spd., 4-Spd. Close Ratio, T.H. 4.00

1975-77

Engine	Cu. In., Disp.	Comp. Ratio	Bore	Stroke	Carburetor	Transmission
Turbo-Fire 350 V-8	350	8.5:1	4.0"	3-31/64"	4-Barrel	4-Spd., T.H. 400 T.H. 350
Turbo-Fire 350 V-8	350	9.0:1	4.0"	3-31/64"	4-Barrel	4-Spd., 4-Spd., Close Ratio T.H. 400

1978-79

Engine	Cu. In., Disp.	Comp. Ratio	Bore	Stroke	Carburetor	Transmission
Turbo Fire 350 V-8	350	8.5:1	4.0"	3-31/64"	4-Barrel	4-Spd., T.H. 350
Turbo Fire 350 V-8	350	9.0:1	4.0"	3-31/64"	4-Barrel	4-Spd. Close Ratio, T.H. 350

1980

Engine	Cu. In., Disp.	Comp. Ratio	Bore	Stroke	Carburetor	Transmission
*305 V-8	305	8.5:1	3.736	3.480	4-Barrel	M33 Auto.
Turbo-Fire 350 V-8	350	9.0:1	4.0"	3-31/64"	4-Barrel	4-Spd. (2.88 Low)

*California

1981

Engine	Cu. In., Disp.	Comp. Ratio	Bore	Stroke	Carburetor	Transmission
Turbo-Fire 350 V-8	350	9.0:1	4.0"	3-31/64"	4-Barrel	4-Spd. (2.88 Low) (M18)

CORVETTE REAR AXLE IDENTIFICATION

V18

Axle Identification is stamped on differential carrier along with date of manufacture.

Type	Plant Identification	Type	Plant Identification
1955-58		1961	
3-Speed	AH	3-Speed or 4-Speed w/Metallic Brakes (3.70 ratio)	FJ
Powerglide	AE	3-Speed or 4-Speed w/Positraction and Metallic Brakes (3.70 ratio).	FK
3-Speed w/3.27 ratio	AD	3-Speed or 4-Speed w/Positraction and Metallic Brakes (4.11 ratio).	FL
3-Speed w/4.11 ratio	AJ	3-Speed or 4-Speed w/Positraction and Metallic Brakes (4.56 ratio).	FM
3-Speed w/Positraction (3.70 ratio)	AN		
3-Speed w/Positraction (4.11 ratio)	AP		
3-Speed w/Positraction (4.56 ratio)	AQ		
Heavy Duty Brake & Suspension w/Positraction (3.70 ratio)	AS		
Heavy Duty Brake & Suspension w/Positraction (4.11 ratio)	AT		
Heavy Duty Brake & Suspension w/Positraction (4.56 ratio)	AU		
1959			
3-Speed or 4-Speed	AH	3-Speed (3.36 ratio)	AC
Powerglide	AE	Powerglide (3.55 ratio)	AE
3 or 4 Speed w/Positraction (3.70 ratio)	AN	4-Speed (3.70 Ratio)	AH
3 or 4 Speed w/Positraction (4.11 ratio)	AP	Positraction (3.70 ratio).	AN
3 or 4 Speed w/Positraction (4.56 ratio)	AQ	Positraction (4.11 ratio)	AP
3 or 4 Speed w/H.D. Brake/Susp. and Positraction (3.70 ratio)	AS	Positraction (4.56 ratio)	AQ
3 or 4 Speed w/H.D. Brake/Susp. and Positraction (4.11 ratio)	AT	Positraction (3.36 ratio)	AF
3 or 4 Speed w/H.D. Brake/Susp. and Positraction (4.56 ratio)	AV	Positraction w/H.D. Brake/Susp. (3.70 ratio)	AS
3 or 4 Speed w/Metallic Brakes	FJ	Positraction w/H.D. Brake/Susp. (4.11 ratio)	AT
3 or 4 Speed w/Positraction and Metallic Brakes (3.70 ratio)	FK	Positraction w/H.D. Brake Susp. (4.56 ratio)	AU
3 or 4 Speed w/Positraction and Metallic Brakes (4.11 ratio)	FL	Metallic Brakes (3.70 ratio)	FJ
3 or 4 Speed w/Positraction and Metallic Brakes (4.56 ratio)	FM	Positraction w/Metallic Brakes (3.70 ratio)	FK
		Positraction w/Metallic Brakes (4.11 ratio)	FL
		Positraction w/Metallic Brakes (4.56 ratio)	FM
		1962	
		3-Speed (3.36 ratio)	CA
		Positraction (3.36 ratio)	CB
		Positraction (3.55 ratio)	CC
		Positraction (3.70 ratio)	CD
		Positraction (4.11 ratio)	CE
		Positraction (4.56 ratio)	CF
		4-Speed	CG
		w/Metallic Brakes (3.36 ratio)	CH
		w/Metallic Brakes (3.55 ratio)	CJ
		Positraction w/Metallic Brakes (3.36 ratio)	CK
		Positraction w/Metallic Brakes (3.55 ratio)	CL
		Positraction w/Metallic Brakes (3.70 ratio)	CM
		Positraction w/Metallic Brakes (4.11 ratio)	CN
		Positraction w/Metallic Brakes (4.56 ratio)	CP
		Positraction w/H.D. Brake/Susp.	CQ
1960			
3-Speed or 4-Speed (3.70 ratio)	AH		
Powerglide (3.55 ratio)	AE		
Positraction (3.70 ratio)	AN		
Positraction (4.11 ratio)	AP		
Positraction (4.56 ratio)	AQ		
3-Speed or 4-Speed w/H.D. Brake/Susp. and Positraction (3.70 ratio)	AS		
3-Speed or 4-Speed w/H.D. Brake/Susp. and Positraction (4.11 ratio)	AT		
3-Speed or 4-Speed w/H.D. Brake/Susp. and Positraction 4.56 ratio)	AU		

CORVETTE REAR AXLE IDENTIFICATION (Cont.)

V19

Type	Plant Identification	Type	Plant Identification
1963			
3-Speed (3.36 ratio)	CA	Positraction (4.11 ratio)	AP
Positraction (3.08 ratio)	CJ	4-Speed (3.70 ratio)	AS
Positraction (3.36 ratio)	CB	Positraction (3.08 ratio) "427"	AT
Positraction (3.55 ratio)	CC	Positraction (3.36 ratio) "427"	AU
Positraction (3.70 ratio)	CD	Positraction (3.55 ratio) "427"	AZ
Positraction (4.11 ratio)	CE	Positraction (3.70 ratio) "427"	FA
Positraction (4.56 ratio)	CF	Positraction (4.11 ratio) "427"	FB
4-Speed (3.08 ratio)	CZ	Positraction (4.56 ratio)	FC
4-Speed (3.70 ratio)	CX	1968	
1964		(3.36 ratio)	AK
3-Speed (3.36 ratio)	CA	Positraction (3.08 Ratio)	AL
Positraction (3.08 ratio)	CJ	Positraction (3.36 ratio)	AM
Positraction (3.36 ratio)	CB	Positraction (3.55 ratio)	AN
Positraction (3.55 ratio)	CC	Positraction (3.70 ratio)	AO
Positraction (3.70 ratio)	CD	Positraction (4.11 ratio)	AP
Positraction (4.11 ratio)	CE	(3.70 ratio)	AS
Positraction (4.56 ratio)	CF	Positraction (3.08 ratio) (H.D.)	AT
4-Spd. (3.08 ratio)	CZ	Positraction (3.36 ratio) (H.D.)	AU
4-Speed (3.70 ratio)	CX	Positraction (3.08 ratio)	AV
1965		Positraction (3.08 ratio) (H.D.)	AW
(3.36 ratio)	AK	1969	
Positraction (3.08 ratio)	AL	(3.36 ratio)	AK
Positraction (3.36 ratio)	AM	Positraction (3.08 ratio)	AL
Positraction (3.55 ratio)	AN	Positraction (3.36 ratio)	AM
Positraction (3.70 ratio)	AO	Positraction (3.55 ratio)	AN
Positraction (4.11 ratio)	AP	Positraction (3.70 ratio)	AO
Positraction (4.56 ratio)	AQ	Positraction (4.11 ratio)	AP
(3.08 ratio)	AR	(3.70 ratio)	AS
4-Speed (3.70 ratio)	AS	Positraction (3.08 ratio) (H.D.)	AT
Positraction (3.08 ratio) "396"	AT	Positraction (3.36 ratio) (H.D.)	AU
Positraction (3.36 ratio) "396"	AU	Positraction (3.08 ratio)	AV
Positraction (3.55 ratio) "396"	AZ	Positraction (3.08 ratio) (H.D.)	AW
Positraction (3.70 ratio)	FA	Positraction (2.73 ratio) (H.D.)	AY
Positraction (4.11 ratio) "396"	FB	Positraction (3.55 ratio) (H.D.)	AZ
Positraction (4.56 ratio) "396"	FC	Positraction (3.70 ratio) (H.D.)	FA
1966		Positraction (4.11 ratio) (H.D.)	FB
(3.36 ratio)	AK	Positraction (4.56 ratio)	FC
Positraction (3.08 ratio)	AL	1970	
Positraction (3.36 ratio)	AM	(3.36 ratio)	CAK
Positraction (3.55 ratio)	AN	Positraction (3.08 ratio)	CAL
Positraction (3.70 ratio)	AO	Positraction (3.36 ratio)	CAM
Positraction (4.11 ratio)	AP	Positraction (3.55 ratio)	CAN
Positraction (3.08 ratio)	AR	Positraction (3.70 ratio) 350 H/Per.,	
4-Speed (3.70 ratio)	AS	4-Speed Closed Ratio)	CAO
Positraction (3.08 ratio) "396"	AT	Positraction (4.11 ratio)	CAP
Positraction (3.36 ratio) "396"	AU	Positraction (3.70 ratio) 350 H/Per.,	
Positraction (3.55 ratio) "396"	AZ	4-Speed Closed Ratio	CAS
Positraction (3.70 ratio) "396"	FA	Positraction (3.08 ratio)	CAT
Positraction (4.11 ratio) "396"	FB	Positraction (3.36 ratio)	CAU
Positraction (4.56 ratio) "396"	FC	Positraction (3.08 ratio)	CAV
1967		Positraction (3.08 ratio) 4-Speed Automatic	CAW
(3.36 ratio)	AK	Positraction (2.73 ratio)	CAY
Positraction (3.08 ratio)	AL	Positraction (3.36 ratio) 4-Speed Automatic	CAX
Positraction (3.36 ratio)	AM	Positraction (3.55 ratio)	CAZ
Positraction (3.55 ratio)	AN	Positraction (3.70 ratio)	CFA
Positraction (3.70 ratio)	AO	Positraction (4.11 ratio)	CFB
		Positraction (4.56 ratio)	CFC
		Positraction (3.36 ratio)	CLR

NOTE: The four digit number following the type designation will designate the calendar month and data produced.
 NOTE: Plant designation is to be stamped immediately following the production date. "B" Buffalo Plant, "G" Gear and Axle Plant, and "W" Warren Plant.

CORVETTE REAR AXLE IDENTIFICATION (Cont.)

V20

Type	Plant Identification	Type	Plant Identification
------	-------------------------	------	-------------------------

1971

Positraction (3.55 ratio)	AA	Positraction (3.08 ratio).	AW
Positraction (3.70 ratio)	AB	Positraction (3.36 ratio)	AX
Positraction (4.11 ratio)	AC	Positraction (3.36 ratio)	LR
Positraction (4.56 ratio)	AD		

1972-75

Positraction (3.36 ratio)	AX	Positraction (3.55 ratio)	AA
Positraction (3.36 ratio)	LR	Positraction (3.08 ratio)	AW
Positraction (4.11 ratio)	AC	Positraction (2.73 ratio)	AV
Positraction (3.70 ratio)	AB		

1976-77

Positraction (3.08 ratio).	OA	Positraction (3.55 ratio).	OB
Positraction (3.36 ratio).	LR-OD	Positraction (3.70 ratio).	OC

1978

Positraction (3.08 ratio)	OK	Positraction (3.55 ratio)	OH
Positraction (3.36 ratio)	OM	Positraction (3.70 ratio)	OJ

1979

Positraction (3.36 ratio)	OM	Positraction (3.70 ratio)	OJ
Positraction (3.55 ratio)	OH		

1980

Positraction (3.07 Ratio) (DANA)

1981

Positraction (2.87 Ratio) w/A.T.	OJ	Positraction (2.72 Ratio) w/M.T.	OK
--	----	--	----

1982

Positraction (2.87 Ratio) (Dana)

1976 CORVETTE TRIM CHART

SEAT TRIMS	LEATHER	INTERIOR TRIMS	SEAT RPO
Smoke Gray	152	Smoke Gray 15l	A51
Black	192	Black 19l	A51
Dark Bluegreen	322	Dark Bluegreen 32l	A51
Light Buckskin and Saddle*	642	Light Buckskin 64l and Saddle*	A51
Dark Brown	692	Dark Brown 69l	A51
Dark Firethorn	712	Dark Firethorn 71l	A51
*Custom Interior Not Available			

1977 CORVETTE TRIM CHART

SEAT TRIMS	CLOTH	LEATHER	INTERIOR TRIMS	SEAT RPO
Smoke Gray	15C	152	Smoke Gray 15l	A51
Black	19C	192	Black 19l	A51
Dark Blue	27C	272	Dark Blue 27l	A51
Light Buckskin	64C	642	Light Buckskin 64l	A51
Dark Brown	69C	692	Dark Brown 69l	A51
Dark Firethorn	72C	722	Dark Firethorn 72l	A51

1978 CORVETTE TRIM CHART

SEAT TRIMS	CLOTH	LEATHER	INTERIOR TRIMS	SEAT RPO
Oyster White	12C	122	Oyster White 12l	AR7
Black	19C	192	Black 19l	AR7
Midnight Blue	29C	292	Midnight Blue 29l	AR7
Doeskin	59C	592	Doeskin 59l	AR7
Dark Brown	69C	692	Dark Brown 69l	AR7
Medium Red	72C	722	Medium Red 72l	AR7
Saffron	76C	762	Saffron 76l	AR7
Silver Metallic and Smoke Gray Metallic*	15C	152	Silver Metallic and 15l Smoke Gray Metallic	A51
*Available with RPO Z78 Only.				

1979 CORVETTE TRIM CHART

SEAT TRIMS	CLOTH	LEATHER	INTERIOR TRIMS	SEAT RPO
Oyster White	12C	122	Oyster White 12l	A51
Black		192	Black 19l	A51
Midnight Blue	29C	292	Midnight Blue 29l	A51
Dark Green	49C	492	Dark Green 49l	A51
Doeskin	59C	592	Doeskin 59l	A51
Medium Red		722	Medium Red 72l	A51

1980 CORVETTE TRIM CHART

SEAT TRIMS	CLOTH	LEATHER	INTERIOR TRIMS	SEAT RPO
Oyster White	12C	122	Oyster White 12l	A51
Black		192	Black 19l	A51
Midnight Blue	29C	292	Midnight Blue 29l	A51
Dark Green		492	Dark Green 49l	A51
Doeskin	59C	592	Doeskin 59l	A51
Red		722	Red 72l	A51
Dark Claret	79C	792	Dark Claret	A51

1981 CORVETTE TRIM CHART				
SEAT TRIMS	CLOTH	LEATHER	INTERIOR TRIM	SEAT RPO
Black	19C	192	Black	A51
Midnight Blue	29C	292	Midnight Blue	A51
Medium Doeskin	64C	642	Medium Doeskin	A51
Medium Red	—	752	Medium Red	A51
Medium Cinnabar	67C	672	Medium Cinnabar	A51
Silver	—	152		

1982 CORVETTE TRIM CHART				
SEAT TRIMS	CLOTH	LEATHER	INTERIOR TRIMS	SEAT RPO
Silver Gray		132	Silver Gray	A51
Charcoal		182	Charcoal	A51
Dark Red	74C	742	Dark Red	A51
Camel	64C	642	Camel	A51
Dark Blue	22C	222	Dark Blue	A51
Silver Green Metallic		402	Silver Green Metallic	A51
Silver Beige Metallic		592	Silver Beige Metallic	A51

AA3 ... Glass — Deep Tint (Rr. Wdo.)	AM6 ... Seat Asm. — Frt. St. Split 60/40 w/Ctr. Arm Rest	AX4 Belts — Seat & Frt. Shldr. Harn. — Export
AB6 ... Window — Rr. Insert	AM7 ... Seat Assembly — Rear Folding	AX5 Partition — Expanded Metal — Drivers Side
AB7 ... Window — Louvered Quarter	AM8 ... Seat Assembly — Rear Folding Auxiliary	AX6 Partition — Expanded Metal — w/RH Sldg. Dr.
AB8 ... Window — Rear Quarter Formal Style	AM9 ... Seat Asm. — Rr. Seat Split Back Folding	AX7 Partition — Expanded Metal — w/Ctr. Sldg. Dr.
AC1 Seat Adj. — 6 way Pwr. Pass.	AN1 ... Seat Assembly — Bench, Folding Rear	AX8 Seat Am. — Bkt. Pedestal — w/St. Belts — Driver
AC2 Glass-Sliding Window, Right Front Door	AN5 ... Seat Asm. — Frt. Split — 40/40 w/Pass. Recl.	AX9 Latch — Rr. Cargo Dr.
AC3 Seat Adj-6 Way Power, Bkt. Seat Type — Driver	AN6 ... Seat Bk. — Adj. — Driv. Side	AY9 Seat Adj. — 6 Way Pwr. — Split St.
AC6 St. Adj-6 Way Power, Bucket-Passenger	AN7 ... Seat Asm. — Frt. Bkt. — Swivel	A01 Tinted Glass — All Windows
AD2 ... Prop-Hold Open, Rear Compartment Floor	A02 ... Tinted Windshield (Export)	A02 Tinted Glass — W/S Shaded Up.
AD3 ... Glass-Hinged, Roof Window	AP7 Partition — Sliding /Plywood/Union City Body	A07 Body Glass
AD5 ... Glass-Side, Window, Rear Sliding	AQ3 ... Seat — Center Rear	A08 Body Glass — Right Side
AD7 ... Window — Rear Quarter Tear Drop Less Louvers	AQ4 ... Seat — Rear	A12 Glass — Back Door
AD8 ... Door Check — Rear	AQ9 ... Seat — Frt. Bkt. — w/Pass. Recl.	A13 Glass — Side Door Fixed
AD9 ... Seat Adj. — 2 Way Power — Driver	AR3 Air Cush. Restraint	A17 Glass — LH Swing Out
AE1 Glass — Roof Panel, Removable	AR4 Restraint Sys. Seat Belt & Shldr. Harness	A18 Door Glass — Swing Out-Rear
AE2 Glass — Roof Panel, Removable, w/Mldg. & Man. Gl.	AR5 Seat — Frt. Bkt. w/Recl	A19 Glass — Swing Out side — Rear Door
AG1 ... Seat Adj. — 6 Way Pwr., Dr Only/60-40	AR6 Front Seat Restraint (Export)	A20 Window — Swing Out Rear Quarter
AG2 ... Seat Adj. — 6 Way Pwr., Pass./60-40	AR7 Seat Asm — Bucket	A26 United Kingdom & European Glazing
AG3 ... Seat Adj. — 6 Way Power — 2 Posn. Memory	AR9 Seat — Frt. Bkt. w/Recl.	A28 Window — Sliding Rr.
AG6 ... Seat Adj. — 2 Way Manual — Pass	AS1 Seat Asm. — High Back Bucket — Driver	A31 Window — Electrical Control
AG7 ... Seat Adj. — 6 Way Pwr., Drivers/50-50	AS2 Seat Asm. — High Back Bucket — Pass.	A32 Window — Power Operated Frt. Door
AG8 ... Seat Adj. — 2 Way Manual — Driver	AS3 Seat — Rear	A33 Window — Tailgate Electrical Control
AH4 ... Seat Asm. — Easy Entry — Driver	AS7 Seat — Frt. Split 45/45	A40 Window — Power Operated Rr. Vent
AH5 ... Seat Asm. — Easy Entry — Pass.	AS8 Belts F/Seat & Shldr. w/Retractor	A42 Seat Adj. — 6 Way Power
AH6 ... Glass — Bk. Dr. — Commercial Body	AT5 Seat Asm. — Sub. Ctr. Fldg.	A44 Seat Adj. — 2 Way Man. — Bkt. Seat
AH7 ... Glass — Frt. Wdo. — Commercial Body	AT6 Seat Back — Reclining, Passenger Manual	A51 Seat — Frt. Bkt.
AH8 ... Glass — Si. Access LH Dr. — Commercial Body	AT8 Seat — F/Split 50/50 w/Recl.	A52 Seat — Frt. Bench
AH9 ... Glass — Si. Access RH Dr. — Commercial Body	AU2 ... Lock — Cargo Door	A57 Seat Asm. — Aux. Pass.
AJ1 Glass — One Way	AU3 ... Lock — Side Door Electric	A58 Belts Frt. Seat & Shoulder w/Retractor
AJ2 Seat Asm. — Jump	AU4 ... Lock — Side Dr. Auto Electric	A65 Seat Back — Frt. Seat Split With Ctr. Arm Rest
AJ4 Seat Belt Guide Loop (Export)	AU5 ... Lock — Elect. — F/St Back & Door	A70 Rear Qtr. Vent Wdo. — Remote Control
AJ8 Center Frt. St. Asm. Travel Bed	AU6 ... Lock — Tailgate/ Electric	A75 Cush. & Bk. Spr. — Hvy. Duty Frt. St.
AJ9 Center Rr. St. Asm. Travel Bed	AV2 Camper Hold Down Package	A76 Cush. & Bk. Spr. — Hvy. Duty R/Seat
AK1 Belts — Front Ctr., R/Seat & Frt. Shldr., Dlx.	AV5 Seat — High Back Bucket	A77 Auto Seat Belt Restr. System (3 Point)
AL4 Rear Bucket Swivel Seat	AV7 Seat — Frt. Split 50/50	A78 Seat Back — Recl/Pass. & Driver Man.
	AV9 Seating Requirements (Export) (Japan)	A79 Seat Back — Recl/Driver Man.
	AW4 ... Link Si R/D Ext	A80 Seat Back Recl. — Driver/Elec.
	AW5 ... Seating Requirements — Export Relocation	
	AW9 ... Security Group — Qtr. Stow & Lug. Compt.	

A81 Seat Back Recl. — Pass/Elec.	BX8 Molding — Body Side & T/Gate	B54 Mat — Rr. Flr. — Carpet Insert — Deluxe
A90 Lock — RR Compt. Lid Rem. Cont. — Elec.	BX9 Ornament — Frt End Panel & Mldg Hood	B56 Ext. Orna. — Rkr. Pnl. Mldg. — Extra Wide (Black)
A91 Pull Down — Rr Compt Lid	BY1 Exter. Orna. — body Emblem	B57 Exterior Trim — Deluxe
A93 Lock — Quarter Stow Compt.	BY3 Headliner — Hardboard Foam & Perforated Vinyl	B65 Floor & Side Wall Covering — Trunk Compt.
A96 Lock — Luggage & Spare Tire Compt.	BY8 Exterior Orna. — Mdlg.	B69 Insulator — Roof
A99 Lock — Inst. Pnl. Compt.	B1Q Lock — Tailgate/Power	B71 Mldg. — W/Opg. — Custom
	B3D School Bus Equipment	B72 Mldg. — Blt. Rvl. — Painted
	B3M Deluxe School Bus	B74 Exter. Orna. — Wheel Opening Wide Mldg. (Black)
	B4X Sports Appear. Pkg.	B75 Lining — Luggage Compartment
BA8 Front Seat Storage Compt.	B5Q Emission System — Calif. Back Up	B77 Mldg. — W/Shield Reveal
BB4 Inter. Orna. — Door Trim Panel Map Pocket	B5T Emission System — Back Up	B79 Exter. Orna. — Rr. End
BB5 Inter. Orna. — Headliner/Truck	B5Y Cluster — Elec. — Back Up System	B80 Mldg. — Roof Drip
BB8 Inter. Orna. — Door Trim Mldg.	B7K Injection — Elec. Fuel — 2 Port, w/o Conv.	B83 Mldg./Rkr. Pnl.
BC1 Interior Orna. — Brushed Alum	B7L Injection — Elec. Fuel — 8 Port, w/o Conv.	B84 Mldg. — Body Side Black
BC2 Inter. Orna. — Wood Grain Inst. Cluster Insert	B7M Injection — Elec. Fuel — 8 Port, w/o Conv.	B85 Mldg. — Body Side Bright
BC3 Interior Orna. — Instrument Panel/Deluxe	B02 Spcl. Body — Taxi Cab	B86 Mldg. — Body Rr.
BC5 Interior Orna. — Load Compt. Pnls. — Carpeted	B05 Armored Vehicle Modifications	B88 Body Side Mldg. Custom
BF2 Floor Covering — Carpet Deluxe	B07 Special Body — Police Car	B89 Mldg. — Back Window Reveal
BF3 Mats — Stepwell	B09 Police Group — Freeway Enforcer	B90 Mldg. — Side Wdo. Revl.
BF9 Insulator & Pad, Flr Mat	B18 Int. Ornament Deluxe	B91 Body Si Up. Mldg.
BG3 Filler — Rr. Flr. Pnl.	B19 Int. Ornament Custom	B93 Guard — Door Edge
BG7 Carpet — Wheelhouse	B20 Int. Ornament Luxury	B94 Emblem — Body
BG9 Mat. — Rubber — Frt. & Rr.	B2Z Appearance Package	B95 Louver — Body Side
BS1 Pkg. — Acoustical Insulation	B22 Inter. Orna. — Dr. Inr. Pnl. Emblem	B96 Mldg. — W/Opg.
BS2 Package — Acoustical Insulation/Special	B26 Inter. Orna. — Door Pull Handle	B97 Shield — Rr. Fender
BT1 Police Car	B28 Flr. Mats — Frt. Rr.	B98 Mldg. — Side Trim — Truck
BV1 Side Window Rvl. Mldg. Bright & Painted	B30 Carpeting — Floor and Wheelhouse	B5R Alum Manifold
BV2 Compt Lid Mldg	B32 Mat — Floor/Frt.	CA1 Roof — Steel Siding Sun, Electric
BV8 Handle — Dr. — Deluxe	B33 Mat — Floor /Rr.	CA2 Covering — Ext. Soft Trim Rf. W/Pad Delete
BV9 Molding — Si. — Deluxe	B34 Frt. Flr. Mats & Carpet Insert	CA9 Cvr. — Exter. Soft Trim Roof — With Pad Full Top
BW1 Ornamentation — Rear End Exterior	B35 Rr. Flr. Mats & Carpet Insert	CB4 Cvr. — Exter. Soft Trim — Rr. Half
BW2 Exter. Orna. — Body Side Mldg — Deluxe	B36 Mat — Luggage Compt.	CB5 Cvr. — Exter. Soft Trim Roof — With Pad Full Top
BW5 Ext. Orna. — Simulated Roll Bar Mdg. — Roof	B37 Mat — Floor/Frt. & Rr.	CB6 Cvr. — Exter. Soft Trim Roof — Halo Mldg. — Full Top
BW6 Exter. Orna. — body Side Decor	B39 Floor Covering — Load Floor Carpet	CB7 Cvr. — Exter. Soft Trim — Front Half
BW7 Exter. Pillar Applique	B42 Mat — Luggage Compt. Flr. Cvr.	CB8 Top — Removable
BX1 Exterior Ornament — Frt. End Special	B44 Carpet — Load Floor Loose/	CC1 Panels — Removable Roof Hatch
BX2 Exter. Orna. — Body Side Wide Lower Mldg.	B46 Spl. Trim	CC2 Cvr. — Exter. Soft Trim — W/Pad — Rear Half
BX3 Exter. Orna. — Wood Grain	B48 Trim — Luggage Compt. — Deluxe	CD2 Low Washer Fluid Indicator
BX4 Exter. Orna. — Body Side Molding	B49 Floor Cvgr. — Carpet Frt. & Rr. — Deluxe	CD4 Washer & Wiper Pulse Windshield
BX5 Exter. Orna. — Roof Drip Mldg — Painted	B51 Exter. Orna. — Rkr. Pnl. Mldg. — Extra Wide	CF4 Roof — Glass Sliding Sun — Manual
BX6 Exter. Orna. — Molding & Applique	B53 Mat Frt. Flr. Carpeted Insert — Deluxe	CF5 Astro Roof /Sliding
		CG1 Narrow Body Lock Pillar
		CH1 Compressor — Axial 6 Cyl.

CH2 Compressor — Radial 4 Cyl.	C97 Door Lock — Courtesy Light	D26 Tray — Stowage on Spare Tire
C01 Ext. Orna. — Turbo- Frt. End Pnl	DD3 ... Mirror — Outside R/View — Custom — Chrome	D27 Rr. Comp. Stowage Cvr.
C04 Cvr. — Exter. Soft Trim — With Pad — Rear Half	DD4 ... Mirror — Rem Cont O/S RR View — Elec RT Side	D29 Mirror — Below Eyeline/ Junior/Painted
C05 Top — Convertible Folding	DD5 ... Mirror — Rem Cont O/S RR View — Elec LT Side	D31 Mirror — I/Side Rr. View/ Tlt.
C06 RF Astro View & Simulated Roll Bar RF. Mldg.	DD7 ... Mirror — Rem Cont O/S RR View — Elec w/Therm	D33 Mirror — Remote Cont Outside Rr. View LH
C09 Cvr. — Exter. Soft Trim Roof — Full Top	DD9 ... Mirror — O/S Rr. View Elec. Rem. — Export	D34 Mirror — Visor Vanity
C10 Biarritz	DE7 Mirror — O/S Rr. View Rem Breakway — Export	D35 Mirror — Outside Rr. View/ Custom
C18 W/Shield Wiper & Blade — Black	DE9 Console — Non Shifting, Non Operating Type	D36 Mirror Inside Rear View (10" Tilt) (Export)
C21 W/Shield Wiper & Blade — Painted	DF1 Mirror — Camper/Painted	D41 Ash Tray — Rear Quarter
C25 Washer & Wiper — RR Wind.	DF2 Mirror — Camper/Stainless/ LH & Rr. Ld.	D42 Cover — Rr. Compt Security
C36 Heater — Auxiliary	DF3 Mir. — Rem. Cont. O/S Rr. View — Pass Side — Chrome	D43 Mirror Inside Rear View (12" Tilt) (Export)
C41 Heater — & Defroster	DF4 Mir. — Rem. Cont. O/S Rr. View Pass Side — Sport	D44 Mirror-Below Eyeline Outside/Painted
C42 Heater & Defroster — Heavy Duty	DF5 Mir. — Rem. O/S Rr. View Elec. Rt. & Lt. Therm. Illus.	D45 Mirror-Below Eyeline Outside/SST
C43 Steel T/Gate	DG1 ... Mirror — Outside Rr. View/ Pass Side	D46 Mirror — w/Clearance Lights — West Coast Type
C44 Plastic T/Gate	DG2 ... Mir. — Rem. O/S Rr. View Elec. Rt. & Lt.	D49 Mirror-Outside
C49 Defogger — Rr. Wdo. Electric	DG4 ... Mirror — West Coast Type Small	D50 Console — Frt. Compt. (Delete)
C50 Defogger — Rr. Wdo., Blower	DG5 ... Mir. — Senior/West Coast/ Drivers & Pass. Ld.	D53 Applique-Hood
C51 Deflector — Air	DG6 ... Mir. — Rem. O/S Rr. View Elec. Rt. & Lt. Therm.	D55 Console — Frt. Compt. Flr.
C55 Ventilator — Roof	DG7 ... Mirror — Rem Cont O/S RR View — Elec Sport	D57 Paint Special Two Tone
C60 Air Cond. — Manual Control	DG8 ... Mirror — Breakaway — Export	D58 Console — Frt. Compt. Flr. — Extra Long
C61 Air Cond. — Automatic Control	DH6 ... Mirror-Visor Vanity-Dr. & Pass.	D64 Mirror — Visor Vanity, Illuminated — Rt. Side
C62 Air Cond. — Frt. Instal — Flr. Mtd.	DJ9 Mirror — O/S Rr. View — Custom — Pass Side	D65 Mirror — Outside Rr. View/ with Therm. — Lt. Si.
C65 Air Cond. — Tempmatic Control	DL1 Decals and Stripes	D66 Mirror — O/S R/View/with Illum. Thermo. — Lt. Si.
C68 Air Cond. Electronic Climate Control	DL2 Decals and Stripes	D68 Mirror — Rem. Cont. O/S Rr. View — Drivers & Pass.
C69 Air Conditioning /Overhead System/	DL6 Decal & Stripes	D69 Mirror — Outside Rr. View — Remote Drivers Side
C71 Lamp-Frt. Dr. Ctsy.	DL8 Mirror — O/S Rr. View Elec. Cont. — Heated Element	D73 Rail — Hand/Pick-Up Box
C72 Lamp-Rr. Dr. Ctsy.	D01 Paint — Lacquer Master	D74 Mirror — Visor Vanity, Illuminated — Lt. Side
C80 Switch — Frt. Dr. Jamb — Rt. Side	D02 Paint — Enamel Master	D75 Front Air Deflector
C81 Switch — Rear Door Jamb	D06 Rest — Frt. Cnsl. Arm	D78 Mirror — O/S Rr. View Wide Angle — Dual System
C87 Lamp — Rr. Qtr. Courtesy	D09 Rest — Frt. St. Arm	D80 Spoiler — Deck Lid
C88 Lamp — Rear Compt. Courtesy	DX4 Freespirit	D84 Paint — Custom Two-Tone
C89 Lamp — Sail Panel Reading	DX5 Stripe, Body Side/Buick	D85 Stripe — Body Side Lwr. Accent
C90 Lamp — Comb. Courtesy & Warning — Door	DX6 Stripe — Body Side/3 Multi-Tone	D86 Paint — Two Tone — Designers Accent
C91 Lamp — Dome	DX9 Tape — Accent Strip	D88 Decal Stripe — Hood and Deck Lid
C92 Lamp — Dome & Cargo	DY1 Decals and Stripes	D89 Paint — Two Tone Special Decor
C93 Opera Lamps — Ext. Lk. Plr. or Sail Pnl.	DY5 Decals and Stripes	D90 Stripe, Frt. End & Body Side
C94 Lamp — Delayed Dome	D12 Shelf & Rr. Compt. W/H Trim Pkg.	D91 Paint — Special Two-Tone
C95 Lamp Asm. — Dome & Reading	D20 Sunshade — Pass. Si.	D92 Tape — Decor./at Frt. Dr. Handle
C96 Qtr. Rdg. Lamp	D24 Container — Litter	D93 Paint — Dr. & Wdo. Frms
		D98 Stripe — Tape
		D99 Paint — Special Two-Tone

E28 Handle — Assist	F16 Axle — Front/2.53 Ratio	GU4 ... Axle — Rear/3.08 Ratio
E31 Body — Steel/10 Ft./Hi-Cube Van	FW3 ... Axle — Front/2.33 Ratio	GU5 ... Axle — Rear/3.23 Ratio
E32 Body — Steel/Square/F/C Panel	FW4 ... Axle — Front/3.36 Ratio	GU6 ... Axle — Rear/3.42 Ratio
E33 Body — Aluminum/Square/F/C Panel	FW5 ... Axle — Front/4.10 Ratio	GV8 Axle — Rear/2.72 Ratio
E34 Body — Steel/10 Ft./Hi-Cube Van	FW6 ... Axle — Front/2.14 Ratio	GV4 Axle — Rear/3.36 Ratio
E35 Body — Steel/12 Ft./Hi-Cube Van	FW7 ... Axle — Front/3.83 Ratio	GW9 ... Axle — Rear/2.93 Ratio
E36 Body — Aluminum/10 Ft./Hi-Cube Van	F01 Frame — H.D.	GX3 Axle — Front/3.33 Ratio
E37 Body — Aluminum/12 Ft./Hi-Cube Van	F17 Axle — Front/2.84 Ratio	GX4 Axle — Rear/3.75 Ratio
E38 Body — Steel/12 Ft./Hi-Cube Van	F25 Axle — Front/3.34 Ratio	GX5 Axle — Rear/4.09 Ratio
E39 Body — Aluminum/12 Ft./Hi-Cube Van	F29 Axle — Frt./2.41 Ratio	GX9 Axle — Rear/2.92 Ratio
E46 Door — w/Gls. — Trk. Body Overhead Rr. — 66 inch	F36 Axle — Frt./2.19 Ratio	GY5 Axle Front/3.65 Ratio
E50 Bar — Roll	F40 Suspension — Heavy Duty Front & Rear	G50 Spring — Heavy Rr. Var. 1
E52 Doors — Rr. Wraparound — 83 inch	F41 Suspension — Special Performance Frt. & rr.	G51 Spring — Special Heavy Rr. Var. 2
E53 Doors — Rr. Wraparound — 87 inch	F42 Suspension — Heavy Duty Frt.	G52 Spring — Extra Capacity — Rr.
E55 End Gate — Suburban	F44 Chassis Equipment Heavy Duty	G60 Spring Auxiliary
E56 Platform & Skate Rack	F45 Axle — Frt.2.93 Ratio	G66 Shock Abs. — Air Booster Rr.
E62 Pickup Box — Stepside	F47 Axle — Front/2.73 Ratio	G67 Shock Abs. — Auto Lvlg. Cont. Sys. (1977 & Prior)
E63 Pickup Box — Fleetside	F51 Absorber — Heavy Duty Shock	G67 Shock Abs. — Elec Lvlg. Cont. Sys. (1978)
E70 Housing — Whl — For Dual Rr Whls.	F57 Axle — Front/3.15 Ratio	G72 Rear Axle (2.14:1)
E71 Floor — Cargo — Smooth STL	F58 Stabilizer Shaft — Front/Heavy Duty	G75 Axle — Rear/3.62 Ratio
E73 Body Width Addition — 9 In.	F59 Stabilizer — Frt.	G80 Axle — Rear/Locking Type
E74 Body Width Addition — 13 In.	F60 Spring — Heavy Front on Var. 1	G83 Ring Gear (8 ³ / ₄)
E76 Doors — Rr. — 60 inch	F61 Shaft — Stab. Rr.	G87 Ring Gear (8 ¹ / ₂ "")
E79 Doors — Rr. — Strap Hinges — 74 inch	F62 Axle — Front/2.39 Ratio	G88 Ring Gear (8 ⁷ / ₈ "")
E81 Floor Board Equipment — Wood	F65 Positrim Equip.	G89 Ring Gear (7 ¹ / ₂ "")
E82 Steel Deck Lid	F66 Positrim Equip.	G92 Axle — Rear/Performance
E83 Aluminum Deck Lid	F67 Axle — Front/3.19 Ratio	G95 Axle — Rear/Economy
E86 Cover — Tonneau Cargo Box/Snap-On	F68 Axle — Front/3.45 Ratio	
E89 Panel — Cab — Driver — Dr. Opg	F71 Spring — w/Shk. Abs. — H.D. — Var. 1	HA3 ... Axle — Rear/5.29 Ratio
E94 Beauvill Equip./Chev./or Rally Stx. Equip.	F72 Spring — w/Shk. Abs. — H.D. — Var. 2	HC2 Axle — Rear/2.76 Ratio
FE1 Rally Susp. Pkg.	F75 Axle — Front 3.18 Ratio	HC4 Axle — Rear/4.56 Ratio
FE2 Rally Suspension Package	F77 Axle — Front/3.18 Ratio	HC7 Axle — Rear/5.13 Ratio
FE3 Suspension System — Special, Less Stab. Shf.	F79 Axle — Front/2.97 Ratio	HC8 Axle — Rear/3.21 Ratio
FE7 Suspension — Frt. and Rr., H.D., Var. 3	F85 Stabilizer Shaft — Front/Heavy Duty	HD1 ... Axle — Rear/5.83 Ratio
FG2 Shock Abs. — Frt. & Rr. — Firm Ride	F90 Axle — Front/2.73 Ratio	HE3 Axle — Rear/3.07 Ratio
FK2 Anchor — Torsion Bar Rr. — 57 Degree	GH1 ... Axle — Rear/2.24	HE4 Axle — Rear/3.40 Ratio
FK3 Anchor — Torsion Bar Rr. — 63 Degree	GH2 ... Axle — Rear/2.29/Ratio	HF7 Axle — Rear/4.56 Ratio/Heavy Duty
FL2 Axle Front — Dana	GH4 ... Axle — Rear/2.28 Ratio	HF8 Axle — Rear/4.88 Ratio
FL3 Axle Front — Chevrolet	GL1 Diff. Carrier — Rr. Axle/Alum.	HK1 Axle — Rear/2.87 Ratio
	GM7 ... Axle — Rear/2.39 Ratio	H04 ... Axle — Rear/4.11 Ratio
	GM8 ... Axle — Rear — 2.56 Ratio	H22 Axle — Rear/6.17 Ratio
	GN1 ... Stabilizer Shaft — Rear	H23 Axle — Rear/5.43 Ratio
	GN3 ... Driver Control Leveling	
	GQ1 ... Axle Ratio — Stud Rr.	JA1 Brake System/Disc/Drum Lt. Duty
	GR4 Axle — Rear/3.73 Ratio	JA2 Brake System Disc/Drum Med. Duty
	GS4 Axle — Rear/3.70 Ratio	JA3 Brake System Disc/Drum
	GT4 Axle — Rear/3.73/Ratio	JA4 Brake-Disc/Drum
	GT5 Axle — Rr./4.10 Ratio	JA5 Brake-Disc/Drum
	GT8 Axle — Rear 4.10 Ratio Heavy Duty	JA6 4 Wheel Disc
	GUX ... Axle — Rear/3.08 Ratio	JA8 Brake System Disc/Drum — Heavy Duty
	GU1 ... Axle — Rear/2.41 Ratio	JB1 Brake — Disc/Drum
	GU2 ... Axle — Rear/2.73 Ratio	JB2 Brake-Disc/Drum
	GU3 ... Axle — Rear/2.93 Ratio	JB3 Brake — Vacuum Power Disc/Drum/Type A
		JB5 Brake — Vacuum Power Disc/Drum Type B

JB6 Brake — Vacuum Power Disc/Drum/Type C	K79 Generator — AC/42 Amp.	LT8 Engine
JB7 Brake — Vacuum Power Disc/Drum/Type D	K81 Generator — AC/63 Amp.	LT9 Engine — V8/350 4 Bbl./Trk.
JB8 Brake — Hydraulic Pwr. Disc/Drum/Type A	K85 Delcotron — 37 Amp.	LU5 Engine — V8 5.0-7
JD3 Brake — Vacuum Power Disc/Drum	K85 Delcotron — 37 Amp.	LV2 Engine — V8/307 CID 4 Bbl. Carb.
JD5 Brake System 11x1 Pwr. Disc	K92 Generator — AC/105 Amp.	LV5 Engine L4/151 CID/2 Bbl. Carb.
JD6 Brake System 12x1 Pwr. Disc	K97 Generator — 80 Amp.	LV6 Engine — V8/4.3 2 Bbl.
JD7 Brake System 12x1 Pwr. Disc/Hvy. Duty	K99 Generator — AC/85 Amp.	LV8 Engine — V8/260 CID/2 Bbl. Carb.
JE1 Brake System (Europe)	LC1 Engine — V6 2.8-1	LW5 Engine — L4 1.6 1 Bbl.
JF9 Brake — Hydraulic Power 4 Wheel Disc	LC3 Engine — V6 229 CID	LW9 Engine L4/151 CID/2 Bbl. Carb.
JL1 Pads — Cust. Ped. Trim	LC4 Engine — V6/4.1-4 4 Bbl.	LX3 Engine — L4 1.4 Litre/1 Bbl.
JL2 Brake Sys. — Frt. Pwr. Disc	LC5 Engine — V6 231 2 Bbl.	LX6 Eng. — 151 2 Bbl. Carb.
JL6 Brake Sys. — Man. Disc	LC6 Engine — V6 231 2 Bbl.	LX8 Engine — L4/151 — 2 Bbl.
JM5 Power Brake Booster — Tandem	LC8 Engine — V6 231 4 Bbl.	LY5 Engine/L4/1.6 Litre/1 Bbl.
JM7 Power Brk. Boos. (Single)	LC9 Engine — V6 196 2 Bbl.	L02 Delcotron — 100 Amp.
JM8 Brake — Rr./Disc	LD4 Engine — Standard 6 Cyl. — 250 CID Truck	L03 Delcotron — 110 Amp.
J50 Brake — Vacuum Power	LD5 Engine — V6 231 2 Bbl.	L04 Delcotron — 145 Amp.
J41 Drums — Brake — Cast Iron	LD7 Engine — V6 231 — 2 Bbl. Carb.	L05 Delcotron — 130 Amp.
J42 Drums — Brake — Aluminum	LE2 Engine V6/2.8 Litre 2 Bbl.	L07 Delc. — 145 Amp., Dynamote Pwr. Inverted
J55 Brake — Heavy Duty Pwr.	LE3 Engine — L6/250 — 2 Bbl. Varajet	L11 Engine — 140 CID L4 OHC — 2 Bbl. Carb.
J65 Brake, Pwr. Disc Frt. & Rr.	LE4 Engine — V8/400 CID/4 Bbl. Carb./Truck	L13 Engine — 140 1 Bl. Carb.
J90 Brakes — Rr. Drum Hvy. Dty.	LE8 Engine — V8/454 CID/4 Bbl. Carb./Truck	L17 Engine — L4 1.6L
KC4 Cooler — Engine Oil	LE9 Engine — V8 305 CID	L22 Engine — L6/250 CID/Pass.
KE1 Electronic Spark Selection	LF3 Engine — V8 305 CID	L25 Engine — L6/292 CID
KF3 Electronic Fuel Injection	LF4 Engine — V8/400 CID/4 Bbl.	L26 Engine — V6 200 2 Bbl.
KJ5 Starter Motor Japanese Export	LF5 Engine — V8 350 CID	L27 Engine — V8 301 2 Bbl. Carb.
KM5 Glow System-Slow Start	LF7 Engine — V8/260 Diesel	L32 Engine — V8 350 2 Bbl.
KM6 Glow System-Fast Start	LF8 Engine — V8/454 CID/4 Bbl. Carb. M4/Truck	L33 Engine — V8/425 4 Bbl.
KM7 Cast Iron Intake Manifold	LF9 Engine — V8 350 Diesel	L34 Engine — V8 350 4 Bbl. Carb.
KM9 Al. Intake Manifold	LG3 Engine — V8/305/2 Bbl.	L35 Engine — 8 Cyl., E.F.I. 425
K02 Fan Drive Thermostatically Controlled	LG4 Engine — V8 305 4 Bbl.	L37 Engine — V8 301 4 Bbl.
K05 Heater — Engine Block/ Canadian Use Only	LG9 Engine — V8/305 CID/2 Bbl.	L39 Engine — V8/267 2 Bbl.
K07 Heater Diesel Fuel	LH6 Engine — V8/6.2C Diesel	L46 Engine — L4 1.8G
K15 Line — Fuel Vapor Return	LH7 Engine — V6 2.8L	L48 Engine — V8/350 CID/4 Bbl. Carb.
K19 Air Injection System	LH8 Engine — L4 1.8-0	L49 Engine — 8 Cyl., E.F.I. 350
K30 Control — Speed & Cruise	LH9 Engine — V6 2.8L	L61 Engine — V8 368-6
K34 Control — Speed & Cruise w/Resume	LJ5 Engine — L4 1.8D	L62 Engine — V8 368-9
K35 Control — Speed & Cruise — Integrated Computer	LJ9 Engine — L4 1.8L	L65 Engine — V8 350 2 Bbl.
K43 Air Cleaner — Heavy Duty Dry Type	LK6 Engine — V6 2.8L	L76 Engine — 350 4 Bbl. Carb.
K46 Cleaner — Air Pre Chamber	LK9 Engine — V6 3.0	L77 Engine — V8 350 — 4M
K64 Delcotron — 78 Amp.	LL1 Engine — V6 2.8L	L78 Engine — 400 4 Bbl. Carb.
K70 Pulsair — Air Inj. Eng.	LL4 Engine — V8/6.2J Diesel	L80 Engine — V8 403 — 4 Bbl. Carb.
K71 Emission Control — Not Certified — Export	LP1 Engine — V6 3.2L	L82 Engine — V8/350 CID/Spec. High Perf.
K73 Generator/70 Amp.	LM1 Engine — V8/350 4 Bbl.	L83 Engine — V8 5.7-8
K74 Early Fuel Evaporation	LQ2 Engine — L4 2.0L	L91 Export Engine
K76 Generator — AC/61 Amp.	LQ5 Engine — L4 2.0L	L92 Export Engine
K77 Generator — AC/55 Amp.	LQ8 Engine — L4 2.5L	L93 Export Engine/Venezuela
	LQ9 Engine — L4 2.5L	
	LR1 Engine — L4 1.9-5	
	LR2 Engine — V6 2.8	
	LR8 Engine — L4 2.5L	
	LR9 Engine — L4 2.0L	
	LS6 Engine — L4 151 2 Bbl.	
	LS8 Engine — L4/151 — 2 Bbl.	MB4 Trans. — 5 Spd. Manual
	LS9 Engine — V8/350 CID/4 Bbl.	MB6 Trans. — 5 Spd. Manual
	LT5 Engine Performance Pkg. — High Alt.	MC1 Transmission — Heavy Duty/3 Spd./Manual/ Tramac
	LT6 Engine — V6 4.3V	MC4 Transmission — Sport Shift
	LT7 Engine — V6 4.3T	

MD2 ... Trans. — 3 Spd. Automatic/ Strasbourg	M73 ... Trans. — 4 Spd. Manual	N08 Rem. Cont. Fuel Filler Dr. Lk.
MD3 ... Trans. — Automatic/ Strasbourg	M75 ... Transmission Asm. — 5 Speed	N09 Lock-Fuel Filler Dr.
MD8 ... Trans. — 4 Spd. Auto.	M77 ... Trans. — 4 Spd. Manual	N10 Exhaust System — Dual
MD9 ... Trans. — 3 Spd. Auto.	NA2 ... Emission Sys. Std.	N16 Internal EGR w/EPR Emission Standard
ME9 ... Trans. — 4 Spd. Auto	NA5 ... Emission System — Federal	N18 Locking Kit — Simulated Wire Whl Cvr
MG1 ... Block — Trans. Low Gear	NA6 ... High Altitude Perf. Emission System	N20 Fuel Tank — 50 Gallon
MK2 ... Trans. — 4 Spd. Manual	NA9 ... Emission System Evaporative	N24 Wheel — Cast Alum. — 15 x 7
MK4 ... Trans. — 5 Spd. Manual	NB1 ... Emission Control — Closed Loop	N30 Wheel — Steering Deluxe
MK5 ... Trans. — 5 Spd. Manual	NB2 ... California Emission System	N31 Wheel — Steering Custom
MK6 ... Trans. — 5 Spd. Manual	NB5 ... Exhaust System Single	N32 Wheel-Steering Custom
MK7 ... Trans. — 5 Spd. Manual	NC6 ... Exhaust System — Sporty	N33 Wheel — Steering/Tilt Type
MM4 ... Trans. — 4 Speed Manual	NC8 ... Diesel Emission System/ Internal EGR	N34 Wheel — Steering Custom Sport
MV4 ... Trans. — 3 Speed Automatic/ Chevy Built/THM 350	ND1 ... Fuel Tank — 86 Litre	N36 Wheel — Steering — Sport
MV9 ... Trans. — 3 Speed Automatic (THM 200C)	NE2 Fuel Tank — 40 Gallon	N37 Wheel — Leather Strg./Tilt & Telescopic
MW9 ... Trans. — 4 Spd. Auto.	NF1 ... Fuel Tank — 69 Litre	N40 Steering — Hydraulic/Non- Variable
MX2 ... Trans. 3 Spd. Auto.	NF2 Fuel Tank — 75 Litre	N41 Steering — Hydraulic/ Variable Ratio
MX3 ... Trans. 3 Spd. Auto.	NG1 ... Fuel Tank — 76 Litre	N49 Wheel Strg./Cap Only/ Sporty
MX5 ... Trans. — Auto.	NH1 ... Fuel Tank — 83 Litre	N51 Manual Steering
MY1 ... Trans. — 4 Speed — Brazil/ Manual	NH7 ... Fuel Tank — 103 Litre	N60 Wheel Aluminum
MY6 ... Trans. — 4 Speed Manual — Overdrive	NH8 ... Fuel Tank — 69 Litre	N65 Wheel & Tire — Stowaway Spare
MY7 ... Trans. — 5 Spd. Manual	NK1 ... Fuel Tank — 69 Litre	N66 Wheel Equip. — Styled Sport
MY8 ... Trans. — 4 Spd. Manual	NK2 ... Fuel Tank — 79 Litre	N67 Wheels — Rally
M08 ... Trans. — 4 Spd. Manual	NK3 ... Wheel — Steering Formula	N68 Spare Tire & Whl. — Conventional
M11 ... Shift — Floor	NK4 ... Strg. Wheel Sport Leather	N69 Wheel — Gold Styled 13 x 6.00
M15 ... Transmission — Three Speed Manual	NK5 ... Strg. Whl. — Std.	N70 Wheel — Painted — 13 x 5.5
M16 ... Transmission — Three Speed Auto.	NK6 ... Fuel Tank — 83 Litre	N71 Wheel — Cust. Sport
M17 ... Trans. — 4 Speed Manual	NK7 ... Fuel Tank — 31 Gallon	N72 Wheel — Custom Sport 15 Inch
M18 ... Trans. 4 Spd. Manual	NK8 ... Fuel Tank — 96 Litre	N73 Wheel Equip./Custom Sport
M19 ... Trans. — 4 Speed Manual	NL2 Fuel Tank — Auxiliary	N77 Wheels 13 x 6./Alum. Hub Caps & Whl. Nuts
M20 ... Trans. — 4 Speed Manual/ Saginaw	NL7 ... Fuel Tank — 33 Gallon	N78 Wheel — Al Cast w/Die Cast Orna./14 x 6
M21 ... Trans. — 4 Speed Manual/ Warner	NL8 ... Fuel Tank — 2K Gallon Rear Mounted	N81 Tire — Spare Radial
M24 ... Trans. — 4 Speed Manual	NM4 ... Emission Control — Non Closed Loop (Export)	N82 Wheel Equip. — Cust. Sport/15 x 6.00
M26 ... Trans. — 4 Spd. Manual	NM5 ... Emission Control — Canada	N83 Wheel Equip. — Cust. Sport/15 x 7.00
M27 ... Trans. — 4 Speed Manual	NM6 ... Emission Control — Canada Recalibration	N85 Wheel — H.D. — 14 x 6
M29 ... Trans. — 3 Speed Auto. (THM 200)	NM8 ... Unleaded Gas Conversion/ Export	N86 Wheel — Polycast — 13 x 5.5
M31 ... Trans. — 3 Speed Auto./ CBC 250C	NM9 ... Diesel Emission System/ External EGR	N89 Wheel Turbo Alum.
M32 ... Trans. — 3 Speed Auto. (THM 325)	NN1 ... Emission System — Dual Bed Monalithe Conv.	N90 Wheel — Aluminum
M33 ... Trans. — 3 Speed Auto./ Buick Built (12.2 Converter)	NN2 ... Emission — Single Bed Monalithe Conv.	N91 Cover — Simulated Wire Wheel w/Locks
M34 ... Trans. — 3 Speed Automatic (THM125)	NN3 ... Emission System — Single Bed Bead Conv.	N92 Cover — Simulated Wire Whl/Color Coded
M38 ... Trans. — 3 Speed Auto./ Chev. Built (11.75 Converter)	NN4 ... Fuel Tank — 60 Gallon	N94 Simulated Wire Whl disc (14")
M40 ... Trans. — 3 Speed Auto. (THM 400)	NN9 ... Emission System — Leaded Fuel — Export	N95 Cover — Simulated Wire Wheel
M51 ... Strg. Sys. — Manual	NP1 ... V6 — Economy Equip.	N96 Cover — Simulated Chrome Wheel 15 In.
M57 ... Trans. — 4 Spd. Auto.	NP5 ... Leather Wrapped Str. Whl.	N97 Wheels — Hvy. Dty. — 16 x 7
M62 ... Trans. — 3 Speed Manual	NY1 Shield & Skid Plate — Fuel Tank	
M63 ... Trans. — 3 Speed Manual	NY6 Type 605/P.S.	
M64 ... Trans. — 3 Speed Manual	NY7 Shield Transfer Case	
M67 ... Trans. — 4 Speed Manual	NY8 Type 800/P.S.	
	N04 ... Lock — Gas Cap/Remote Control	
	N05 Locking Gas Cap	

N98 Wheel Asm. — Rally 11 Road	P20 Cap — Bright Alum. Hub	UA2 ... Miles Per Gallon Sentinel
N99 Wheels — Hvy. Duty	P41 Tire — Export	UA6 ... Theft Deterrent System
PA1 Cover — Wheel Trim/ Deluxe/15 In./Olds	P42 Tire — Self Sealing	UA8 ... Battery System — Resv. Pwr.
PA1 Cover — Wheel Trim/Wire/ 15 In./Buick	QE2 Wheel — 16 x 6.00 K/Truck	UB7 ... Cluster Asm. — Trip Odometer
PA3 Cover — Deluxe Wheel Trim/13, 14 or 15 In.	QE6 Wheel — 16.5 x 6/Truck	UD1 ... Cluster — Instrument Pnl. — Oil & Water
PA4 Hub — Wheel Cover, Painted	QE7 Wheel — 16.5 x 6.75	UD8 ... Clock — Vac. Floresent/ Digital
PA5 Cap — Hub — Sport	QE8 Wheel — 16 x 6.50L/Truck	UE8 Clock — Electric/Digital
PA6 Styled Wheel	Q18 Wheel — 16 x 5K/Truck	UE9 Switch — Rr. Compt. Lp. Mercury
PB1 Disc — Whl./15 In.	Q28 Wheel — 16 x 5K/Truck	UF2 Lamp — Cargo
PB2 Cover — Wheel Trim/Abs. Plastic/15 In.	Q34 Wheel — 19.5 x 6.00/Truck	UF3 Lamp — Map/On Sun Visor Support
PB4 Lock Kit — Aluminum Whl	R04 Wheels — Single Rear	UF7 Gauge — Instrument Pnl./ Less Tachometer
PC1 Wheel 14 x 6.00 Color Coded	R05 Conversion — Dual Rear Wheel	UH1 ... Electronic Lamp Monitoring System
PC3 Wheel — 14 x 6JJ Polycast	S89 Wheel — 16.5 x 8.25/Truck	UJ3 Indicator — Water and Fuel
PC6 Wheel — 14 x 5.5	TL1 Grille — Special	UL3 Radio — w/Digital Clock — AM/FM Stereo
PE1 Wheel — 14 x 7.00 Polycast/Color Coded	TL4 Grille — Paint	UL6 Radio — w/Clock — AM Push Button
PE2 Wheel — 15 x 7.00 Polycast/Color Coded	TL6 Grille — Black	UL8 Radio — w/Digital Clock — AM/FM Stereo Tape
PE3 Wheel Asm. 14 x 7 Polycast/Color	TP1 High Capacity Battery	UL9 Radio — w/Digital Clock — AM/FM Stereo Cassette
PE4 Wheel 14 x 7 Polycast/ Turbine DES	TP2 Battery — Auxiliary — Camper	UM1 ... Radio — AM Pushbutton & Tape Player
PE5 Wheel — Rally V	TR9 Lamp Group	UM2 ... Radio — AM-FM Stereo Pushbutton & Tape Plyr.
PG5 Wheel — 15 x 6 Cast Alum	TT4 Headlamps — Tungsten Quartz Halogen	UM3 ... AM/FM Clock & CB/Stereo
PG9 Wheel — Light Metal Alloy	TT5 Tungsten Quartz Halogen Hdip	UM4 ... Radio — AM/FM Stereo w/Tape — Sig. Skg. w/Dig. Clk.
PH1 Wheel — 15 x 7 JJ	TU2 Lamp, RR Marker	UM5 ... AM/FM 8 Track Clock Remote CB/Stereo
PH2 Wheel — 15 x 6.00 JJ	T38 Park & turn Lamp Lens (Amber)	UM6 ... AM/FM Stereo Sig. Skg. Cassette Player
PH4 Wheel — 15 x 7, Steel Styled	T44 Lock — Interior Operated Hood	UM7 ... AM/FM Stereo w/Digital Readout
PH6 Wheel — 15 x 6	T45 Aluminum Hood	UM8 ... AM/FM Stereo Sig. Skg. Remote Control 8 Track
PH7 Wheel — 15 x 7 Forged Aluminum	T46 Steel Hood	UN1 ... AM/FM Stereo & Tape Player/Cassette/CB
PH8 Wire Whls.	T47 Turbo Hood	UN2 ... Radio — AM/FM-Stereo — Signal Seeking
PX2 Wheel — Rear — Aluminum	T48 Ram Air — Shaker Hood	UN3 ... Radio — AM/FM Stereo Tape Cassette
P01 Cover — Wheel Trim/ Deluxe/13, 14 or 15 In.	T52 Ornament — Frt. Fdr.	UN4 ... Tape Cartridge
P02 Cover — Wheel Trim/ Custom/13 or 15 In.	T58 Skirt — Rr. Whl. Opg.	UN5 ... AM/FM Stereo, Sig. Seeking, Cassette, T/Plyr., CB
P03 Cap — Bright Medal Hub	T63 Buzzer — Headlamp Warning	UN8 ... Radio — Citizens Band
P05 Wheels — Chrome/Buick	T70 Export Headlamps LHR — Round	UN9 ... Radio Suppression Equip.
P05 Wheels — Honeycomb/ Pontiac	T72 Export Headlamps LHR — 2 — Rectangular	UP1 Radio — AM/FM Stereo Tape & C.B.
P06 Ring — Wheel Trim	T79 Lamps — Rear Fog — Export	UP4 Radio — AM/FM Stereo and C.B./23 Band
P08 Cover — Wheel Super Deluxe	T80 Beam Control — Headlamp Automatic	UP5 Radio Combo. AM/FM Mono. w/C.B.
P10 Carrier — Wheel	T81 Lamp — Deluxe Tail & Stop	UP6 Radio — AM/FM Stereo and C.B./40 Band
P11 Carrier — Glide Out Spare Tire	T82 Twilight Sentinel	
P12 Wheel — 14 x 6 Chrome	T83 Headlamp Door — Spl.	
P13 Carrier — Wheel/Side Mounted	T84 Headlamps — Right Rule of Road — E Mark	
P14 Carrier — Inside Mounted, Spare Tire — Lt. Si.	T85 Headlamp — Left Rule of Road/Export	
P15 Carrier — Inside Mount Spare Tire Rr.	T87 Lamps — Cornering	
P17 Cover — Spare Wheel & Tire	T89 Lamp — Signal & Marking — Export	
	T90 Signaling and Marking Lamps (Export)	
	T93 Tail & Stop Lamp Special	
	T96 Lamps — Frt. Fog	
	UA1 ... Heavy Duty Battery	

UP7 Installation Provisions — Radio — Monaural	U32 Cluster — Specially Calibrated	VD2 Bumper Mldg.
UP8 Installation Provisions — Radio — Stereo	U35 Clock — Electric	VD5 Reinforcement — Rear Bumper — Steel
UQ1 High Perf. Rr. Shelf Spkrs.	U37 Lighter — Cigarette	VD6 Reinforcement — Front Bumper — Aluminum
UQ2 Concert Sound Stereo	U38 Low Coolant Warning Sys.	VD7 Reinforcement — Rear Bumper — Aluminum
UQ3 Audio Pwr. Booster	U40 Instrument — Digital Direct Readout	VE1 Japanese Modification Export
UQ4 Speaker System — Bose 4-Sprk. w/Amps.	U41 Indicator — Low Fuel	VE5 Strip — Frt. and Rr. Bumper, Impact
UR1 Gage Fuel Economy	U46 Monitor — External Lamp	VE6 Strip — Frt. & Rr. Bpr. — Impact — Colored
UR3 Fuel Econ. Indicator Lamp	U57 Player — Tape	VF1 Bumper — Chrome/Rr.
UR4 Turbo. Boost Gauge	U58 Radio — AM/FM Stereo	VF5 Bumper — Car Color
UT1 Buzzer — Tone Generator Warning	U63 Radio — Push Button	VF6 Bumper — Rr. Step
UU1 Radio — AM/FM Stereo — Full Feature/Mtr.	U64 Speaker System — Dual Frt. Dash & Dual STD Range RR	VF9 Bumper — Frt. and Rr. Rbr. Protected w/Grds.
UU2 Radio — AM/FM Stereo — Full Feature/Mtr/Cassette	U65 Speaker System — Dual Frt. Dr. & Dual STD Range RR	VG3 Bumper — Chrome Dxl./ Frt./with Impact Strip
UU3 Radio — AM/FM Stereo — Full Feature/Mtr/8 Track	U66 Speaker System — Dual Frt. Dash & Dual Extended Range RR	VG5 Strip Rear Bumper Impact
UU4 Stereo w/Digit Display	U67 Radio — Rear Control	VG7 Bumper — Reinforcement, Front
UU5 Graphic Equalizer	U69 Radio — AM-FM w/Mono	VG8 Bumper — Reinforcement Rr./Calif. & Florida
UU8 Radio — AM/FM Stereo Cassette Etr. — Dolby	U72 Automatic — Power Antenna	VG9 Frt. Bumper Guards
UW9 Opener — Garage Dr. Rem. Cont.	U73 Antenna — Standard	V1D AM/FM Stereo & Tape Player w/o Eject
UX6 Speakers — Dual Frt.	U74 Antenna — Power Rdo. — Citizens Band	VJ6 Pocket — Lic. Plt. Rear
UX7 Speaker System — Dual Frt. Dr. & Dual Extended Range RR	U75 Antenna — Power Front	VJ7 Bracket — w/Lamp Rear Lic Plt.
UX9 Speaker — Front	U76 Antenna W/S Embedded	VJ9 California Emission Compliance Information
UY1 Wiring — Camper	U80 Spkr. — Rr. Aux. All locations	VK1 License Plate — Frt. Mounting Pkg.
UY7 Wiring Harness — Heavy Duty/Truck	U81 Speakers — Rear Dual	VK3 Mounting — License Plate/ Front
UY8 Radio — AM/FM Stereo w/Digital Clock	U83 Antenna — Power — Radio and 40 Chnl. C.B.	VN1 Modifications — Calif. Reqmts.
UY9 Speedo Kilo/Miles Mechanical Display	U88 Hole — Roof Flasher Wiring Harness	VN2 Modifications — Georgia Reqmts.
UO1 Lamp — Roof Marker/Truck	U89 Wiring Harn. — Car Trailers — 5 Wire	VN3 Modifications — Florida Reqmts.
UO2 Speed Kilo/Miles Digital	U90 Wiring Harn. — Spl. — Rf. Flasher w/Rf. Pnl.	VP1 Spoiler — Lower Front
UO3 Horn — Noise Reg. — Export	U92 Speakers — Front Dual & Rear Dual	VR2 Hitch — Trailer/Dead Weight
UO5 Horn — Dual	U94 Light Cable — Trailer 7-Wire	VR4 Hitch — Trailer/Weight Distributing Platform
UO9 Horn — Four Note	U93 Antenna — Man AM/FM C.B. Tri. Band	VR5 Ball — Trailer Hitch/1-7/9 Inch
U11 Cluster — Spl. Calibrated	U95 Speakers — Door	VR6 Ball — Trailer Hitch/2 Inch
U14 Gauge — Instrument Panel	U96 Speaker System/6 Speaker Concert Sound	VT3 Deluxe w/Impact Strips Frt. Bmpr.
U16 Tachometer Ld.	VA2 Miles Per Gal Sentinel — Export Canada (1981)	VT4 Deluxe w/Impact Strips RR Bmpr.
U17 Cluster — Instr./Oil, Water, Amm., Clock, Gas, Tach	VA2 Support — Radiator — Steel (1982)	VT7 Export — Unregulated Countries
U18 I/P Cluster — Kilo/Tach	VA3 Support — Radiator — Aluminum	V1H Special Paint-Two Tone
U19 I/P Cluster M. & Kilo Odom./Canadian	VB2 Bumper — w/Impact Strip — Rear Step — Painted	V1L Special Trim
U21 Cluster, Instr. (Oil-Water- Battery-Tach)	VB3 Bumper — w/Impact Strip — Rear Step — Chrome	V01 Radiator — Heavy Duty
U22 Cluster, Instr. (Oil-Water- Battery-Clock)	VB4 Saudi Arabia Pkg. Export	V02 Radiator — H.D. with HD Trans. Oil Cooler
U23 Speedo., w/Trip Odometer	VD1 Radio Provisions (Export) (Europe)	
U25 Lamp — Luggage Compt.		
U26 Lamp — Engine Compartment		
U27 Lamp — Instrument Panel Compartment		
U28 Lamp — Ash Tray		
U29 Lamp — Courtesy		
U30 Gages — Aux. Inst.		

V03 . . . Radiator — Extra Capacity Cooling	WF8 . . . Apollo XB-27 Package	W50 . . . Appearance Group Special
V05 . . . Radiator — Heavy Duty — Truck	WH2 . . . Free Spirit Skyhawk Design 11	W52 . . . Japanese Modification/Export
V08 . . . Cooling System, Heavy Duty	WH3 . . . Appearance Group	W53 . . . Special Appearance-Grp. II Two-Tone
V10 . . . Cold Climate Package	WH4 . . . Tachometer & Clock	W55 . . . Exhaust System — Light Weight
V13 . . . Cold Climate Package Delete	WH5 . . . Handling Package	W56 . . . Exhaust System — Standard
V22 . . . Grille — Front Bumper/Chrome	WH6 . . . Night Hawk Decor. Package	W59 . . . Special Applications Group
V28 . . . Guards — Front Bumper/Painted	WJ8 . . . Starfire SX Package	W60 . . . Esprit Special Appearance
V30 . . . Guards — Frt. & Rr. Bumper	WJ9 . . . F85 Deluxe Package	W62 . . . Luxury Appointment Group
V31 . . . Guard — Frt. Bpr./Chr	WK1 . . . Roof Panel Stowage Brackets	W63 . . . Gauge & Clock — Rally
V32 . . . Guard — Rr. Bumper	WK2 . . . Special Trim/Delta Royale Brougham	W64 . . . Sunbird Wagon, Spec. Parts Group
V37 . . . Bumper — Chrome/Frt. & Rr./Truck	WK9 . . . Regency Brougham Sedan Option	W65 . . . Stereo Spkr. w/Monaural Rdo.
V38 . . . Bumper — Rr./Painted/Truck	WS4 . . . Trans. Am Option	W66 . . . Formula Option Group
V58 . . . Carrier — Deck Lid Luggage	WS6 . . . Special Performance Package	W67 . . . Esprit — Lux. Opt.
V4S . . . Delegation	WS7 . . . Special Handling Pkg.	W68 . . . Esprit Special Appearance Red Bird
V4T . . . Delegation	WS9 . . . Phoenix Appearance Package	W69 . . . Firebird S/E
V4W . . . Wheel Disc	WT1 . . . Suspension — Bias Belted Tire	W70 . . . LeMans Sport Option
V42 . . . Bumper — Rear Step/Chrome/Truck	WU2 . . . GT Option	W71 . . . Custom Seat Group
V43 . . . Bumper Rear Step Painted Truck	WU7 . . . Custom Third Stea	W72 . . . Performance Opt.
V46 . . . Bumper — Chrome/Frt./Truck	WU9 . . . Window Reveal Mldgs.	W73 . . . Esprit — Special Appearance
V50 . . . Frame — Rear Lic. Plt.	WV6 . . . Graphics Pkg./Gold	YA1 . . . Decore Pkg. — Luv Truck
V51 . . . Frame — Front & Rear Lic. Plt.	WV7 . . . Graphics Pkg./Charcoal	YB9 . . . Insulator — Cab Back Panel
V54 . . . Carrier — Luggage and Roof Panel	WV8 . . . Graphics Pkg./Blue	YC1 . . . Comfort & Conv. Decor Pkg. #1/Mid-Level
V55 . . . Carrier — Roof Luggage	WV9 . . . Graphics Pkg./Red	YC2 . . . Comfort & Conv. Decor Pkg. #2/Luxury
V56 . . . Luggage Compt. — Lock & Trim	WW1 . . . Less Console	YC3 . . . Comfort & Conv. Decor Pkg. #3/Personal Luxury
V62 . . . Jack — Auto	WW2 . . . Custom Safari	YC6 . . . Custom Estate/Woodgrain
V65 . . . Bumper — Lt. Duty	WW3 . . . Can Am Option	YD1 . . . Trailer Package — Heavy Duty
V69 . . . Trailer Provisions	WW7 . . . Aplq. — Hood/Firebird	YE4 . . . Interior & Exterior Deluxe
V70 . . . Hooks — Towing — Export	WW8 . . . Gages — Rally with I/P Tach. and Clock	YE7 . . . Spec. Sport Equip. (GMC)
V76 . . . Hook — Front Tow	WX3 . . . Ram Air — Shaker Hood	YE9 . . . Silverado/Sierra Classic
V78 . . . Plate — Less Certificate of Compliance	WY5 . . . Suspension — Radial Tuned	YG1 . . . Moldings — Bdy. Si. Up. & Lwr. Whl. Opg./Less Insert
V81 . . . Trailer Provisions	W02 . . . Wood Grain Applique	YG2 . . . Woodgrain, Insert & Name Plate
V82 . . . Trailer Prov. — Class 2 2000-3500	W03 . . . Regal Limited Sedan	YG3 . . . Molding — Body Side & Whl Opening — Bright
V83 . . . Trailer Provisions — Class 3 3500-5000	W04 . . . Century Limited Coupe	YG6 . . . Bonanza Pkg. A/Royal Sierra Pkg. A
WA3 . . . Seat Adj. — 6 Way Driver & Pass.	W06 . . . Custom Trim Group	YG7 . . . Bonanza Pkg. B/Royal Sierra Pkg. B
WA5 . . . Speaker — Dual — Frt. & Rear	W07 . . . Century — Sport Coupe	YG8 . . . Bonanza Pkg. C/Royal Sierra Pkg. C
WB2 . . . Promotional Package	W08 . . . Custom Trim Group	YH9 . . . Interior — Deluxe
WB5 . . . Estate Wagon Group	W09 . . . Century Limited Sedan	YJ8 . . . Wheel — Cast Aluminum
WB7 . . . Landau Top and Formal Window Group	W10 . . . Park Avenue Option	YK3 . . . Package — Frt. & Rr. Shk. Abs. & Elim Pitch
WB9 . . . Palm Beach Opt.	W11 . . . Regal Sport Coupe	YL1 . . . Upholstery — Leather — Vinyl
WC2 . . . Molding Package	W12 . . . Skyhawk Package	YL2 . . . Paint — Firemist
WC3 . . . Moldings — Rkr. — Rr. Qtr. & w/Opg.	W13 . . . Century — Turbo Coupe	YM5 . . . Stripe — Accent — Delete
WC4 . . . Convenience Group	W14 . . . LeSabre Sport Coupe	YM6 . . . Headrest Export (Japan)
WD3 . . . Appearance Group	W15 . . . Custom Trim Group	
WD4 . . . Accessory Package	W17 . . . Interior Trim Deluxe	
WF5 . . . Custom Trim Group	W18 . . . Sport Option	
WF6 . . . Molding Group	W19 . . . Custom Trim Group	
	W20 . . . Convenience Group	
	W21 . . . Custom Trim Group	
	W22 . . . Custom Trim Group	
	W24 . . . Custom Trim Group	
	W29 . . . 442 Appearance Package	
	W30 . . . Hurst — Olds Pkg.	
	W44 . . . Simulated Convertible Top	
	W45 . . . European Sedan	
	W48 . . . European Styling	
	W49 . . . C-4 Closed Loop (1980-81 Models Only)	

GM PRODUCTION OPTIONS

YP3 Eldorado Cust., Biarritz Opt.	Y75 Cutlass Value Package	ZX2 Convenience Package
YP4 Elegante	Y76 Marketing Group Option	ZX4 Landau Roof Package
YP5 Eldorado — Touring Coupe Option	Y77 Diesel Econ. Package (260 Diesel)	ZX5 Value Appearance Package
YP6 Cimarron — Special Edition	Y78 Cutlass Calais Opt. (1978)	ZX6 Heavy Duty Chassis Equipment
YR1 Custom F/Seat	Y78 Cutlass Salon Option (1973-1977)	Z01 Monza Spyder
YR2 Deluxe F/Seat	Y78 88 Holiday Coupe	Z02 Monza — Spyder — Appearance Package
YR3 Luxury F/Seat	Y78 Sport Omega Pkg.	Z03 Landau Equipment
YS1 Custom R/Seat	Y79 Appearance Option	Z04 Monte Carlo Classic
YS2 Deluxe R/Seat	Y80 Custom — Exterior	Z05 Special 2-Tone & Striping
YS3 Luxury R/Seat	Y81 Spl. Edition — Trans. AM Less Hatches	Z06 Luxury Interior Equipment
YT1 Custom Build-Up Dr. and Qtr.	Y82 Special Edition Trans. AM	Z07 Economy Truck
YT2 Cust Dr and Qtr Deluxe	Y83 Appointments Option — LJ Luxury	Z11 Cadet
YT3 Luxury Build Up Dr. & Qtr.	Y84 Special Edition — Trans. AM Black	Z12 Appearance Pkg.
YT6 Special Interior Build Up	Y85 Special Edition Trans. Am	Z13 Ornamentation — Sport Exterior
YT7 Reminder Group	Y87 Brougham Option	Z14 Engine Processing — Non-Integral Head
Y02 Seat — Front Custom	Y88 Special Edition — Trans. AM Gold (1978)	Z15 Spec. Sport Equip. SS — 454
Y03 Seat — Rear Custom	Y88 Sedan — 6000 STE (1983)	Z16 Sport Decor/Black Knight
Y06 Panel — Cowl Kick — Carpeted	Y89 Silver Anniversary Trans AM (1978)	Z19 Sport Pkg. Spectre
Y07 Mldg. — Side Wdo. Rvl. Painted	Y89 Landau — Brougham (1982)	Z20 Limited Edition Monte Carlo
Y10 Custom Build-Up Dr. & Qtr.	Y90 Custom Trim Group	Z21 Molding — Exterior
Y11 Seat — Front — Special Design	Y91 J2000 LE	Z24 Rally Decor Group
Y12 Seat — Rear — Special Design	Y92 Lamp Group (1978)	Z25 Laguna Type S3
Y13 Trim — Door Special Design	Y92 J2000 SE	Z26 Nova Rally
Y17 Fdtn. Compt. Shelf Custom	Y95 Suspension — V8 Engine	Z28 Special Performance Package
Y19 Mldg. — Body Side Lwr.	Y96 Firm Ride Option	Z29 GT — Sport
Y40 Cooling — Hvy. Duty	Y97 SJ Option	Z29 Spyder Equipment
Y41 Extra Cost Trim	Y99 Handling Package	Z36 Pontiac Conversion Package
Y43 Road Hawk Package	ZE1 Stripe-Body Si Lw-Acadian	Z49 Mandatory Canadian Base Equip. Modifications
Y44 Regal Sport Coupe Decor	ZE7 Restraint — ST Belt & Shldr. Harn. — Canadian	Z5K California Merchandising Package
Y48 Regal — Sr. — Package	ZE9 Stripe — Body Si. Lwr. — Canadian	Z50 Indianapolis Commemorative Package
Y49 Designer Concept Car/ Somerset II	ZF4 Acadian	Z5S California Merchandising Package
Y50 Riviera — Sporty "T" Type	ZF5 Acadian	Z52 Seat — Full Foam
Y51 Protective Molding Group	ZJ1 Custom Interior — Two Tone	Z53 Gauge — Voltmeter/Oil Pressure & Temp.
Y52 Regal Decor	ZJ2 Exterior — Custom Molding	Z54 Interior Decor./Silent Sound Group
Y54 Carpet Savers — Mats	ZJ3 Interior Decor and Convenience Package	Z55 Top — Removable/Lt. Slate — Textured
Y55 Reminder Package Group	ZJ5 Molding — Exterior/Lower	Z56 Top — Removable/Dk. Bronze — Textured
Y56 Accessory Group	ZJ6 Fuel Economy Package	Z57 Top — Removable/Dk. Blue — Textured
Y57 Lamp and Indicator Group	ZJ7 Wheel — Special Hub Cap & Trim Ring	Z58 Top — Removable/White — Textured
Y59 V6 — Economy Package	ZJ9 Lighting Group — Auxiliary	Z59 Top — Removable/Black — Textured
Y60 Accessory Group Package	ZK3 Special Interior Package — Export	Z60 Monza
Y61 Omega LS	ZL9 Interior — Luxury	Z61 Custom Group
Y62 Inst. Cluster Spl. Features	ZM1 Caravan Pkg.	Z62 Scottsdale/Sierra Grande
Y64 Starfire GT Package	ZM2 Bonaventure Trim	Z64 Cutaway Van
Y65 Firenz Package	ZM4 Nomad/Gypsy	Z66 Conversion — Van Camper
Y66 Omega SX Package	ZM8 Beauville Trim/Rally Stx	Z72 Trailing Package — Light Duty
Y67 Reminder Pkg.	ZN1 Trailering Package	
Y68 Custom Appearance Package	ZN5 Wheel — Rally/Painted Body Color	
Y69 Diesel Econ. Package (350 Diesel)	ZQ2 Operating Convenience Group	
Y70 Stripe — Body Side Decal	ZW2 Heavy Duty Emission Eng.	
Y71 Lower Body Paint Scheme	ZW9 Base Body or Chassis	
Y72 Trailer Towing Cooling & Gen. Pkg.		
Y73 XS Appearance Opt.		
Y74 Exterior Molding Option		

GM PRODUCTION OPTIONS

Z73	Special Interior Trim
Z75	Frnt. Quad. Shocks
Z76	Special Commerical Chassis
Z77	Chevy Sport or Street Coupe/GMC
Z78	Appearance Package — Pace Car (Limited Edition)
Z79	Sandpiper Appearance Package
Z80	Trim — Special
Z81	Camper — Special
Z82	Trailerling Special
Z83	Camper — Package/Deluxe
Z84	Cheyenne/High Sierra
Z85	Sport Package
Z87	Flexible Facia Front End
Z88	Conversion — GMC
Z94	Canadian Oxidizing Converter System
Z95	Emission Control Equip. (Delete)
Z98	Canadian Pontiac Version of 1TB08

ABBREVIATIONS

— A —

ABS ABSORBER
 ABV ABOVE
 ACCEL ACCELERATOR
 ACNT ACCENT
 ACC ACCESS
 ACSRY ACCESSORY
 ACCUM ACCUMULATOR
 ACTR ACTUATOR, ING
 ADAP ADAPTER
 ADHES ADHESIVE
 ADJ ADJUSTER, ABLE, ING
 ADV ADVANCE
 A/CLNR AIR CLEANER
 A.C. AIR CONDITION, ING
 A/DEFL AIR DEFLECTOR
 A/DUCT AIR DUCT
 A/OTLT AIR OUTLET
 A.I.R. AIR INJECTOR
 REACTOR
 A/PUMP AIR PUMP
 A/SUSP AIR SUSPENSION
 ALTNTR ALTERNATOR
 ALT ALTITUDE
 ALUM ALUMINUM
 AMP AMPERE
 AMPR AMPLIFIER
 ANC ANCHOR
 ANT ANTENNA
 A/RTL ANTI-RATTLE, ER
 A/SQK ANTI-SQUEAK
 A/THFT ANTI-THEFT
 APEAR APPEARANCE
 APLQ APPLIQUE
 A/RST ARM REST
 ARM ARMATURE
 AR AS REQUIRED
 ASM ASSEMBLE, LY
 ASST ASSIST, ING, ANT
 ATCH ATTACH, ED, ING,
 MENT
 AUTO AUTOMATIC
 A.T. AUTOMATIC
 TRANSMISSION
 AUX AUXILIARY
 AVG AVERAGE
 A.R.S. AUTOMATIC
 RESTRAINT SYSTEM

— B —

BK BACK
 BKG BACKING
 BFL BAFFLE
 BAL BALANCE, ING
 B/JT BALL JOINT
 BBL BARREL
 BAT BATTERY
 BRG BEARING
 BHD BEHIND
 BZL BEZEL
 BIND BINDING
 BLK BLANK, BLOCK
 BLO BLOWER, ING
 BD BOARD
 BOND BONDING
 BOOS BOOSTER
 BRDR BORDER
 BTL BOTTLE
 BTM BOTTOM
 BR BRACE

BRKT BRACKET
 BRD BRAID, ED, ING
 BRK BRAKE
 BRKR BREAKER
 BTHR BREATHER
 BRI BRIGHT
 BKT BUCKET
 BKL BUCKLE
 BHD BULKHEAD
 BPR BUMPER
 BUSH BUSHING
 BUTN BUTTON

— C —

CBL CABLE
 CAD CADMIUM
 CALIF CALIFORNIA
 CLPR CALIPER
 CMPR CAMPER
 CM CHF CAMSHAFT
 CAPAC CAPACITOR
 CPLY CAPILLARY
 CARB CARBURETOR
 CPT CARPET
 CARR CARRIAGE, CARRIER
 CTLTC CATALYTIC
 CAT CATCH
 CTR CENTER
 C/L CENTERLINE
 CHMBR CHAMBER
 CHAN CHANNEL
 CHRG CHARGE, ING
 CHT CHART
 CHAS CHASSIS
 CHK CHECK, ING
 CHR CHROME, IUM
 CIG CIGAR, CIGARETTE
 CIRC CIRCUIT
 C.B. CITIZENS BAND
 CLA CLAMP
 CLNR CLEANER
 CLV CLEVIS
 CLK CLOCK
 CLSD CLOSED
 CLSR CLOSURE
 CSTR CLUSTER
 CLU CLUTCH
 CTD COATED
 CTG COATING
 COLR COLLAR
 CLR COLOR
 COL COLUMN
 COMB COMBINATION
 CMB COMBUSTION
 CMTR COMMUTATOR
 COMPT COMPARTMENT
 COMPL COMPLETE
 CMPST COMPOSITE
 CMPD COMPOUND
 CMPR COMPRESSOR, SION
 CNDSN CONDENSATION
 CNDSR CONDENSER
 CNDCT CONDUCTOR
 CDT CONDUIT
 CONN CONNECT, OR, ING
 CNSL CONSOLE
 CNCT CONTACT
 CNTNR CONTAINER
 CONT CONTROL, LER, LED
 CONV CONVENTIONAL

CONVR CONVERTER,
 CONVERTIBLE
 CNVLT CONVOLUTED
 CLNT COOLANT
 CLR COOLER, COLOR
 CLG COOLING
 COP COPPER
 COR CORNER, ING
 COT COTTER
 CTN COTTON
 CNTR COUNTER
 CNTR BORE COUNTERBORE
 CNTR WT ... COUNTERWEIGHT
 CPLG COUPLING
 CTSY COURTESY
 CVR COVER, ING
 CRK CRANK
 CRK CASE ... CRANKCASE
 CRK SHF ... CRANKSHAFT
 CR CROSS
 CR MBR ... CROSSMEMBER
 CRN CROWN
 CURT CURTAIN
 CUSH CUSHION
 CUST CUSTOM
 CYC CYCLE
 CYL CYLINDER
 C.C.O.T. ... CYCLING CLUTCH
 ORIFICE
 C.I.D. CUBIC INCH
 DISPLACEMENT

— D —

DMP DAMP, ER, ING
 DPNR DAMPENER
 DK DARK
 DECAL DECALCOMANIA
 DEFL DEFLECTOR
 DEFG DEFOGGER, ING
 DEFR DEFROSTER
 DEG DEGREE
 DEHYDR ... DEHYDRATOR
 DLX DELUXE
 DEPR DEPRESSION
 DES DESIGN
 DIAG DIAGONAL
 DIAM DIAMETER
 DIAPH DIAPHRAGM
 DIFF DIFFERENTIAL
 DIM DIMENSION
 DIMR DIMMER
 DIR DIRECTION, AL
 DISPR DISPENSER
 DIST DISTANCE
 DISTR DISTRIBUTOR, TION
 DVTR DIVERter
 DIV DIVIDER, SION
 DR DOOR, DRIVE, N
 DBL DOUBLE
 DWL DOWEL
 DN SHFT ... DOWNSHIFT
 DRN DRAIN
 D/EXH DUAL EXHAUST
 DIGIT DIGITAL
 D/ST DRIVER SEAT

— E —

EA EACH
 ECC ECCENTRIC
 ECON ECONOMY

ABBREVIATIONS

EFF EFFECTIVE
 E.F.E. EARLY FUEL
 EVAPORATION
 ELEK ELECTRONIC
 ELEC ELECTRIC, AL
 ELECT ELECTRODE
 E.T.R. ELECTRONIC TUNED
 RECEIVER
 ELEM ELEMENT
 EMB EMBLEM
 EMBSD EMBOSSSED
 EMBSG EMBOSSING
 EMBRD EMBROIDER, ED ERT
 EMER EMERGENCY
 EMIS EMISSION
 ENCL ENCLOSURE
 ENERG ENERGIZING
 ENG ENGINE
 EQLZR EQUALIZER
 EQUIP EQUIPMENT, ED
 ESCUT ESCUTCHEON
 EVAP EVAPORATOR
 EXC EXCEPT
 EXCH EXCHANGE, ER
 EXH EXHAUST
 E.G.R. EXHAUST GAS
 RECIRCULATION
 EXP EXPORT
 EXT EXTENSION,
 EXTERNAL
 EXTR EXTERIOR
 EXTR EXTRUSION, ED
 E.F.I. ELECTRONIC FUEL
 INJECTION
 E.E.S. EVAPORATIVE
 EMISSION SYSTEM

— F —

FAB FABRIC, ATE, ATING
 FSTN FASTENER
 F/IDLE FAST IDLE
 FEM FEMALE
 FED FEDERAL
 FDR FENDER
 FRL FERRULE
 FI OP FIBRE OPTIC
 FILA FILAMENT
 FIL FILLER
 FIL HD FILLISTER HEAD
 FLR FILTER
 FIN FINISH, ING
 1ST FIRST
 FTG FITTING
 FIXT FIXTURE
 FLG FLANGE, ED
 FLD FLARED, FIELD
 FLSHR FLASHER
 FLEX FLEXIBLE
 FLR FLOOR
 FLY WHL ... FLYWHEEL
 FLDG FOLDING
 FT FOOT, FEET
 FT RST FOOT REST
 FRG FORGE, ING
 FWD FORWARD
 FDTN FOUNDATION
 FRM FRAME
 FRT FRONT
 F/D FRONT DOOR
 F/FDR FRONT FENDER

F/INJ FUEL INJECTION
 F/PUMP FUEL PUMP
 FUNC FUNCTION
 F/TANK FUEL TANK

— G —

GAL GALLON
 GALV GALVANIZE, ED
 GARN GARNISH
 GSKT GASKET
 GAS GASOLINE
 GA GAGE
 GR GEAR
 GEN GENERAL,
 GENERATOR
 GENU GENUINE
 GLS GLASS
 GLZ GLAZE, ED
 G/BOX GLOVE BOX
 GOVT GOVERNMENT
 GOV GOVERNOR
 GRN GRAIN
 GVL GRAVEL
 GRL GRILLE
 GRD GRIND, GROUND,
 GUARD
 GROM GROMMET
 G.C.W. GROSS COMBINATION
 WEIGHT
 G.V.W. GROSS VEHICLE
 WEIGHT
 GDE GUIDE
 GUSS GUSSET
 GTR GUTTER

— H —

HDL HANDLE
 HGR HANGER
 HDW HARDWARE
 HARM HARMONIC
 HARN HARNESS
 H/BK HATCHBACK
 HD HEAD, ER
 HDLP HEAD LAMP
 HDLNG HEADLINING
 HT HEAT
 HTD HEATED
 HTR HEATER
 HTG HEATING
 HVY HEAVY
 HEL HELICAL
 HEX HEXAGON
 H/CMPR HIGH COMPRESSION
 H/PERF HIGH PERFORMANCE
 HGE HINGE
 HOLDN HOLD DOWN
 HLDR HOLDER
 HORIZ HORIZONTAL
 HP HORSEPOWER
 HSG HOUSING, HOUSE
 HYD HYDRAULIC
 HYP HYPOID
 H.D. HEAVY DUTY
 H.D.C. HEAVY DUTY COOLING

— I —

IDENT IDENTIFICATION
 IDL IDLE, R
 IGN IGNITION
 ILLUM ILLUMINATE, ED

IMIT IMITATION
 IMP IMPELLER, IMPACT
 IN INCH, ES
 INCL INCLUDE, ES, SIVE
 IND INDICATE, OR, ING, ED
 INFO INFORMATION
 INJ INJECTOR, ION
 INL INLET
 INR INNER
 INS INSERT
 I/S INSIDE
 I.D. INSIDE DIAMETER
 INSP INSPECTION
 INSTL INSTALLATION, ED
 INSTR INSTRUCTION
 INST INSTRUMENT
 I/P INSTRUMENT PANEL
 INSL INSULATE, ION, OR
 INT INTAKE, INTERNAL
 INTR INTERIOR
 INTLK INTERLOCK, ING
 INTER INTERMEDIATE

— J —

JK JACK
 JT JOINT
 JPR JUMPER
 JUNC JUNCTION

— K —

K/DN KICKDOWN, KNOCKED
 DOWN
 KM KILOMETER
 KNU KNUCKLE

— L —

LAM LAMINATED
 LP LAMP
 LCD LANCED
 LRG LARGE
 LAT LATCH
 LTX LATEX, ED
 LEA LEATHER
 LDG LEDGE
 LT LEFT
 LH LEFT HAND
 LTR LETTER, LIGHTER
 LVL LEVEL
 LVR LEVER
 LIC LICENSE
 L/GATE LIFT GATE
 L/WDO LIFT WINDOW
 LFTR LIFTER
 LT LIGHT
 LIM LIMIT, ED, ING
 LIMO LIMOUSINE
 LNR LINER
 LNG LINING
 LNKG LINKAGE
 LOD LIQUID
 LOC LOCATING
 LK LOCK, ING
 LUV LOUVER
 L/CMPR LOW COMPRESSION
 LWR LOWER
 LUB LUBRICATE, TION
 LUG LUGGAGE
 LUX LUXURY

ABBREVIATIONS

— M —

MACH	MACHINE
MAG	MAGNESIUM
MAINT	MAINTENANCE
MAJ	MAJOR
MAL	MALLEABLE
MANIF	MANIFOLD
MAN	MANUAL
M.T.	MANUAL
	TRANSMISSION
MFD	MANUFACTURED
MFR	MANUFACTURE, ER
MAR	MARINE
MKR	MARKER
MKG	MARKING
M/CYL	MASTER CYLINDER
MTL	MATERIAL
MAX	MAXIMUM
MECH	MECHANICAL,
	MECHANISM
MEDLN	MEDALLION
MED	MEDIUM
MBR	MEMBER
MET	METAL, IZED,
	METALLIC
MTR	METER, ING
MI	MILES
MIL	MILITARY
MM	MILLIMETER
MIN	MINIMUM, MINUTE
MIR	MIRROR
MISC	MISCELLANEOUS
MOD	MODEL, MODIFY,
	MODULE, ATOR
MLDG	MOLDING
MTR	MOTOR
MT	MOUNT, ED, ING
MUFF	MUFFLER

— N —

NA	NAME
NAT	NATURAL
NDL	NEEDLE, ED
NEG	NEGATIVE
NEU	NEUTRAL
NI	NICKEL
NIP	NIPPLE
NK	NECK
NOM	NOMINAL
N/BK	NOTCHBACK
NOZ	NOZZLE
NO	NUMBER
NUMRL	NUMERAL
NY	NYLON

— O —

ODOM	ODOMETER
O/PUMP	OIL PUMP
OPG	OPENING
OPER	OPERATE, ING
OPP	OPOSITE
OPT	OPTION, AL
ORIG	ORIGINAL
ORN	ORNAMENT, AL
OZ	OUNCE, S
OTR	OUTER
OTLT	OUTLET
OTPUT	OUTPUT
OTRGR	OUTRIGGER
O/S	OUTSIDE

O.D.	OUTSIDE DIAMETER
O/D	OVERDRIVE
OVFL	OVERFLOW
OVLAY	OVERLAY
O.S.	OVERSIZE

— P —

PKG	PACKAGE
PACK	PACKING
PAD	PADDED, ING
PADL	PADDLE
PNL	PANEL
PK	PARKING, PARK
PRTN	PARTITION
PASS	PASSAGE,
	PASSENGER
P/SEAT	PASSENGER SEAT
PED	PEDAL
PNDLM	PENDULUM
PERF	PERFORATED,
	PERFORMANCE
PH HD	PHILLIPS HEAD
PLR	PILLAR
PIN	PINION
PSTN	PISTON
PIT	PITMAN
PIV	PIVOT
PLC	PLACE
PL	PLAIN
PLNT	PLANET, ARY
PLT	PLANT, PLATE
PLSTC	PLASTIC
PLTF	PLATFORM
PLNM	PLENUM
PLGR	PLUNGER
PKT	POCKET
POL	POLICE
POLYE	POLYETHYLENE
POLYF	POLYFOAM
POLYP	POLYPROPYLENE
POLYU	POLYURETHANE
PORT	PORTION
POSN	POSITION
POS	POSITIVE
P.C.V.	POSITIVE CRANKCASE
	VENTILATION
LB	POUND, S
PWDR	POWDER
PWR	POWER
P.S.	POWER STEERING
PRESS	PRESSURE
PRIM	PRIMARY
PRM	PRIME, ER
P.C.	PRINTED CIRCUIT
PROD	PRODUCT, ION
PROJ	PROJECTION
PROP	PROPELLER
PROP	PROPELLER
PROP	PROPELLER
PROPN	PROPORTION, ED, ING
PROTV	PROTECTIVE
PROTR	PROTECTOR
PUL	PULLEY
P&D/ST	PASSENGER AND
	DRIVE SEAT

— Q —

QUAL	QUALITY
QTY	QUANTITY
QTR	QUARTER

— R —

RACK & PIN	RACK AND PINION
------------	-----------------

RAD	RADIATOR
RDO	RADIO
RL	RAIL
RDG	READING
RR	REAR
R/D	REAR DOOR
RR QTR	REAR QUARTER
RCVR	RECEIVER
RECRC	RECIRCULATING
RECL	RECLINING
RECT	RECTANGULAR
	RECTIFIER, ED
RED	REDUCER, ING, TION
REF	REFERENCE
REFL	REFLECTOR
REFRIG	REFRIGERANT
REG	REGULATOR, TION
REINF	REINFORCE, MENT
RLY	RELAY
REL	RELEASE
RLF	RELIEF
REMF	REMANUFACTURED
REM	REMOTE, REMOVABLE
RPR	REPAIR
REQ	REQUIRE, ED, MENTS
RESV	RESERVE
RESVR	RESERVOIR
RES	RESISTOR
RESO	RESINATOR
RST	RESTRAINT
RESTR	RESTRICTION
RET	RETAIN, ER, ING
RETR	RETRACTOR, ING
RTN	RETURN
RVL	REVEAL
REVBR	REVERBERATOR, TION
REV	REVERSE, IBLE
RPM	REVOLUTIONS
	PER MINUTE
RT	RIGHT
RH	RIGHT HAND
RNGR	RING GEAR
RSR	RISER
RIV	RIVET
RKR	ROCKER
RLR	ROLLER
RF	ROOF
ROT	ROTATE, TION, TOR
RND	ROUND
RUB	RUBBER
RUN	RUNNING

— S —

SAF	SAFETY
SCRN	SCREEN
SCR	SCREW, ED
SEAL	SEALING, ED, ER
SEAM	SEAMED, ING
ST	SEAT
2ND	SECOND
SECD	SECONDARY
SECT	SECTION
SEL	SELECTRO
SEN	SENSOR
SEP	SEPARATOR, ION
SER	SERRATED
SHKL	SHACKLE
SHF	SHAFT
SH	SHEET
SHLD	SHIELD, ED

ABBREVIATIONS

SHFT SHIFT, ER, ING
 SHK SHOCK
 SHLDR SHOULDER, ED
 SHRD SHROUD
 SHTR SHUTTER
 SI SIDE
 SIG SIGNAL
 SIL SILENCER
 SLC SILICONE
 SGL SINGLE
 SK SKIRT
 SLT SLATE
 SLDG SLIDING
 SL SLOT, SLOTTED
 SM SMALL
 SOC SOCKET
 SOL SOLENOID
 SPCR SPACER
 SPA SPARE
 SPLG SPARK PLUG
 SPKR SPEAKER
 SPL SPECIAL
 SPD SPEED
 SPEEDO SPEEDOMETER
 SPDL SPINDLE
 SPH SPLASH
 SPLR SPOILER
 SPR SPRING
 SPKT SPROCKET
 SQ SQUARE
 STAB STABILIZER
 STNLS STAINLESS
 STMP STAMPED
 STD STANDARD
 STA STATION, ARY
 STL STEEL
 STRG STEERING
 STK STICK
 STFNR STIFFENER
 STCHG STITCHING
 STOR STORAGE
 STOW STOWAGE
 STGHT STRAIGHT
 STNR STRAINER
 STKR STRIKER
 STRGR STRINGER
 STR STRIP
 SUC SUCTION
 S/S SUNSHADE
 SPLY SUPPLY
 SUPT SUPPORT
 SURF SURFACE
 SUSP SUSPENSION
 SW SWITCH
 SWIV SWIVEL
 SYM SYMMETRICAL,
 SYMBOL
 SYN SYNCHRONIZER, ING
 SYN SYNTHETIC
 SYS SYSTEM

— T —

TACH TACHOMETER
 T/LP TAIL LAMP
 T/GATE TAILGATE
 TDM TANDEM
 TARP TARPAULIN
 TEMP TEMPERATURE
 TMPL TEMPLATE
 TERM TERMINAL

THERM THERMOSTAT, IC
 THK THICK, NESS
 3RD THIRD
 THD THREAD
 THROT THROTTLE
 THRU THROUGH
 THR THRUST
 T & T TILT AND TELESCOPIC
 TNTD TINTED
 T/W TOGETHER WITH
 TOL TOLERANCE
 TORQ TORQUE
 TORS TORSION
 TRK TRACK, TRUCK
 TRLR TRAILER
 TRDCR TRANSDUCER
 TRFER TRANSFER
 TRFMR TRANSFORMER
 TRANSTR TRANSISTOR
 TRANS TRANSMISSION
 TRNSV TRANSVERSE
 TRAV TRAVERSE
 TR TRIM, TRIMMERS
 TRUN TRUNNION
 TUB TUBULAR
 TBLS TUBELESS
 TUMB TUMBLER
 TUN TUNNEL
 TURB TURBINE
 TURBO TURBOCHARGE, ER
 TRNBKL TURNBUCKLE
 TRND TURNED
 T/SIG TURNING SIGNAL

— U —

UNCD UNCODED
 UND UNDER
 U/B UNDERBODY
 U/SEAT UNDERSEAT
 U.S. UNDERSIZE
 UNIV UNIVERSAL
 U/JT UNIVERSAL JOINT
 UPR UPPER

— V —

VAC VACUUM
 VAL VALANCE
 VLV VALVE
 VAN VANITY
 VAR VARIABLE
 VEH VEHICLE
 VNDR VENDOR
 VENT VENTILATOR, TION
 VERT VERTICAL
 VIB VIBRATOR, TION
 VNL VINYL
 VOLT VOLT, AGE, METER
 VOL VOLUME

— W —

WRNG WARNING
 WA WASHER
 WAT WATER
 W/STR WEATHER STRIP
 WEBG WEBBING
 WGE WEDGE
 WT WEIGHT
 WLDG WELDING
 WHL WHEEL
 WDO WINDOW

W/S WINDSHIELD
 WSW WINDSHIELD WIPER
 WSWA WINDSHIELD WASHER
 WPR WIPER
 WRG WIRING
 W/O WITHOUT
 W/ WITH
 WDGRN WOODGRAIN
 WD WOOD
 — Y —
 YD YARD
 YDGE YARDAGE
 YR YEAR
 — Z —
 ZN ZINC
 ZN CT ZINC COAT
 ZPR ZIPPER

NOTES



CHEVROLET ALL GROUPS



ALPHABETICAL INDEX

ALPHABETICAL INDEX

A

ABSORBER, Bumper Energy Absorber.....	7.840
ABSORBER, Front and Rear.....	7.345
ACCUMULATOR, A.C. Refrigerant.....	9.195
ACTUATOR, A.C. Control Vacuum.....	9.280
ACTUATOR, Air Distributor.....	9.786
ACTUATOR, Concealed Headlamp Control Drive.....	2.760
ACTUATOR, Door Electric and Vacuum Locks.....	10.485
ACTUATOR, Exhaust Manifold Heat Valve.....	3.640
ACTUATOR, Headlamp Dimmer.....	2.459
ACTUATOR, Heater Temperature Control.....	8.850
ACTUATOR, Ignition Switch Warning, Lock or Headlamp.....	2.195
ACTUATOR, Plenum Air.....	9.789
ACTUATOR, Transmission Parking Brake.....	4.290
ACTUATOR, Transmission Park Lock.....	4.220
ACTUATOR, Windshield Wiper Access.....	10.130
ADAPTER, Air Distributor.....	9.786
ADAPTER, Air Distributor.....	9.262
ADAPTER, Air Injection Reactor.....	3.675
ADAPTER, Crankcase.....	1.745
ADAPTER, Oil Distribution.....	1.531
ADAPTER, Oil Filter.....	1.840
ADAPTER, Speedometer Driven Gear.....	4.329
ADAPTER, Steering Column.....	6.521
ADAPTER, Steering Gear Hydraulic.....	6.550
ADJUSTER, Front Seat Adjuster.....	11.561
ADJUSTER, Steering Gear Worm Bearing.....	6.830
ADJUSTER, Steering Gear Lash Adjuster.....	6.822
AMMETER, Instrument Panel.....	2.515
AMPLIFIER, Distributor.....	2.383
ANTENNA, Radio.....	9.645
ANTI SQUEAK, Accelerator Pedal.....	3.451
ARM, Air Distributor.....	9.786
ARMATURE KIT, Radio Antenna.....	9.647
ARMATURE, Starter Motor.....	2.043
ARMATURE, Windshield Wiper Motor.....	10.150
ARM, Direction Signal.....	2.895
ARM, Engine Valve Rocker.....	0.333
ARM KIT, Engine Valve Rocker.....	0.333
ARM KIT, Steering Knuckle.....	6.103
ARM, Rear Axle Control.....	5.382
ARM REST, Front Door Arm Rest.....	14.686
ARM, Steering Knuckle Upper & Lower Control.....	6.168
ARM, Steering Pitman.....	6.859
ARM, Windshield Wiper Blade.....	10.147
ARM, Windshield Wiper Motor Drive.....	10.151
ARRESTOR, Crankcase.....	1.745

B

BAFFLE, Carburetor and Fuel Meter Fuel Inlet.....	3.740
BAFFLE, Carburetor to Manifold.....	3.726
BAFFLE, Oil Pan.....	1.430
BAFFLE, Radiator Air.....	1.272
BAFFLE, Rear Quarter Side Inner.....	12.941
BAFFLE, Suction Throttling (P.O.A.).....	9.198
BAG, Roof Panel.....	12.810
BAIL, Brake Master Cylinder.....	4.651

BALANCER, Engine Crankshaft.....	0.659
BALL, A.C. Compressor (Internal Parts)(Axial).....	9.172
BALL, Carburetor Pump Inlet Valve.....	3.826
BALL, Carburetor Pump Outlet Valve.....	3.825
BALL, Engine Valve.....	0.459
BALL, Engine Valve Adjusting.....	0.429
BALL, Fuel Tank Filler.....	12.945
BALL JOINT, Front Wheel Lower Control Arm.....	6.174
BALL JOINT KIT, Upper Control Arm Shaft.....	6.164
BALL PKG, Trailer(Group 7.068).....	21.250
BALL, Steering Gear Worm.....	6.844
BALL, Transmission Control Valve.....	4.265
BALL, Transmission Governor.....	4.256
BALL, Transmission Input and Turbine Shaft.....	4.123
BALL, Transmission Pressure Regulator and Oil Pump.....	4.216
BALL, Transmission Shift Shaft Detent.....	4.311
BALL, Windshield Wiper Motor.....	10.150
BAND, Transmission Brake.....	4.251
BAND, Transmission Clutch.....	4.163
BAR, Bumper Energy Absorber.....	7.840
BAR, Bumper Face.....	7.831
BAR, Carburetor Throttle.....	3.762
BAR KIT, Bumper Energy Absorber.....	7.840
BAR KIT, Bumper Face.....	7.831
BAR, License Plate.....	7.800
BAR, Radiator Grille.....	1.268
BASE, Air Cleaner to Carburetor Mounting.....	3.406
BASE, Front Seat Adjuster.....	11.561
BEAD KIT, Catalytic Converter.....	3.685
BEARING, A.C. Compressor (Internal parts)(Radial).....	9.172A
BEARING, A.C. Compressor Pulley.....	9.181
BEARING, A.C. Compressor (Internal Parts)(Axial).....	9.172
BEARING, Concealed Headlamp Control Opening Cover.....	2.765
BEARING, Differential Side.....	5.536
BEARING, Direction Signal.....	2.895
BEARING, Drive Pinion Front.....	5.447
BEARING, Drive Pinion Rear.....	5.484
BEARING, Engine Camshaft.....	0.539
BEARING, Engine Camshaft Thrust.....	0.533
BEARING, Engine Clutch Release fork.....	0.799
BEARING, Engine Crankshaft Clutch Pilot.....	0.649
BEARING, Engine Fan Coolant.....	1.060
BEARING, Front Wheel Inner.....	6.311
BEARING, Front Wheel Outer.....	6.313
BEARING, Generator Drive End.....	2.306
BEARING, Generator Slip Ring End Frame.....	2.298
BEARING, Idler Pulley.....	4.850
BEARING, King Pin Thrust.....	6.210
BEARING KIT, Engine Connecting Rod.....	0.616
BEARING KIT, Engine Crankshaft.....	0.096
BEARING KIT, Rear Wheel.....	5.855
BEARING KIT, Transmission Overhaul.....	4.005
BEARING KIT, Transmission Sun Gear.....	4.159
BEARING KIT, Transmission Rear Internal Gear.....	4.187
BEARING, Power Brake Booster.....	4.924
BEARING, Rear Axle U Joint.....	5.428
BEARING, Rear Wheel.....	5.855
BEARING, Steering Column.....	6.521
BEARING, Steering Gear Shaft.....	6.525
BEARING, Steering Gear Thrust.....	6.835

ALPHABETICAL INDEX

BEARING, Steering Gear Pitman Shaft.....	6.786	BOLT, Engine Valve Rocker Arm Cover.....	0.413
BEARING, Steering Idler and Third Arm Shaft....	6.181	BOLT, Exhaust Manifold Heater.....	3.602
BEARING, Transmission Main Drive Gear (Input Gear).....	4.355	BOLT, Exhaust Manifold End Bolt.....	3.604
BEARING, Transmission Oil Pump.....	4.226	BOLT, Exhaust Pipe.....	3.613
BEARING, Transmission Main Drive Gear.....	4.355	BOLT, Exhaust System Attaching.....	3.708
BEARING, Transmission Rear.....	4.408	BOLT, Flywheel.....	0.679
BEARING, Transmission Reverse Idler Gear Thrust.....	4.437	BOLT, Folding and Hard Top.....	14.080
BEARING, Transmission Clutch.....	4.164	BOLT, Folding Top Compartment Lid.....	12.242
BEARING, Transmission Reverse Idler Gear Thrust.....	4.437	BOLT, Front Door Window Regulator.....	10.783
BEARING, Transmission Output Shaft or Carrier.....	4.176	BOLT, Front Fender Molding.....	8.133
BEARING, Transmission Sun Gear.....	4.159	BOLT, Front Wheel Lower Control Arm.....	6.174
BEARING, Transmission Mainshaft.....	4.352	BOLT, Fuel Tank Mounting.....	3.023
BEARING, Transmission Main Shaft Rear (Output).....	4.408	BOLT, Generator.....	2.313
BEARING, Transmission Synchronizer.....	4.384	BOLT, Generator Mounting(See Group 2.317 for Brace).....	2.277
BEARING, Transmission Housing.....	4.162	BOLT, Generator Thru.....	2.316
BEARING, Transmission Main Drive Gear.....	4.355	BOLT, Hardtop.....	13.346
BEARING, Transmission Low Sun Gear and Clutch.....	4.162	BOLT, Hood Latch.....	8.085
BEARING, Transmission Planet Carrier.....	4.176	BOLT, Hood Panel.....	8.015
BEARING, Transmission Main Shaft Rear.....	4.408	BOLT, Hub or Drum (Front and Rear Wheel).....	5.812
BEARING, Transmission Oil Pump.....	4.203	BOLT, Intake & Exhaust Manifold.....	3.275
BELLOWS, Windshield Washer Pump.....	10.153	BOLT KIT, Battery Cable.....	2.343
BELT, Drive Belts.....	1.066	BOLT KIT, Bumper Energy Absorber.....	7.840
BEZEL, Door Outside Handle.....	10.537	BOLT KIT, Steering Gear Shaft.....	6.525
BEZEL, Exhaust Tail Pipe.....	3.705	BOLT, Oil Filter.....	1.840
BEZEL, Fuel Tank Filler.....	12.945	BOLT, Parking Brake Cable.....	4.765
BEZEL, Headlamp.....	2.728	BOLT, Radiator.....	1.270
BEZEL, Headlamp Switch.....	2.487	BOLT, Radio.....	9.650
BEZEL, Heater Control.....	8.852	BOLT, Radio Mounting.....	9.667
BEZEL, Hood Panel Ornamentation.....	8.055	BOLT, Radio Static Suppression.....	9.663
BEZEL, Instrument Cluster.....	9.743	BOLT, Rear Axle.....	5.387
BEZEL, License Plate.....	7.800	BOLT, Rear Axle Control Arm.....	5.383
BEZEL, Radio Antenna.....	9.647	BOLT, Rear Axle Housing.....	5.398
BEZEL, Rear Compartment Lid and Rear End Panel.....	12.182	BOLT, Rear Axle U Joint.....	5.428
BEZEL, Rear Compartment Floor or Tail Gate.....	12.981	BOLT, Rear Compartment Lid and End Gate.....	12.184
BEZEL, Rear View Mirror.....	10.186	BOLT, Rear Spring.....	7.506
BEZEL, Side Marker and Hazard Flasher.....	2.575	BOLT, Rear Spring and Axle.....	7.529
BEZEL, Tail Lamp Lens.....	2.689	BOLT, Ring Gear.....	5.531
BEZEL, Windshield Wiper Control.....	10.166	BOLT, Roof Panel.....	12.810
BINDING, Carpet.....	15.294	BOLT, Seat Back.....	11.381
BINDING, Rear Floor.....	15.306	BOLT, Seat Belt.....	14.875
BLADDER, Fuel.....	3.001	BOLT, Shock Absorber.....	7.347
BLADE, Windshield Wiper.....	10.146	BOLT, Shock Absorber.....	7.380
BLOCK, Battery (Positive).....	2.342	BOLT, Spare Wheel Mounting.....	7.632
BLOCK, Engine Partial.....	0.033	BOLT, Stabilizer.....	7.240
BLOWER, Rear Window Defogger.....	9.778	BOLT, Starter Motor.....	2.042
BOARD, Windshield Wiper Motor.....	10.150	BOLT, Starter Motor Shoe.....	2.077
BODY, Carburetor.....	3.729	BOLT, Steering Column Housing.....	6.500
BODY, Oil Filter.....	1.837	BOLT, Steering Column Attaching.....	6.760
BODY, Power Brake Booster.....	4.922	BOLT, Steering Connecting Rod.....	6.874
BODY, Transmission Governor.....	4.256	BOLT, Steering Gear Housing Side Cover.....	6.809
BODY, Transmission Oil Pump.....	4.224	BOLT, Steering Gear Mounting.....	6.509
BOLT, A.C. Compressor Mounting.....	9.171	BOLT, Steering Gear Shaft.....	6.525
BOLT, Air Injection Reactor Pump.....	3.655	BOLT, Steering Idler and Third Arm Shaft.....	6.181
BOLT, Battery Hold Down.....	2.334	BOLT, Steering Knuckle Upper Control Arm.....	6.178
BOLT, Body Moldings.....	12.118	BOLT, Steering Knuckle Lower Control Arm.....	6.172
BOLT, Brake Cylinder and Pedal Shaft.....	4.648	BOLT, Steering Linkage.....	8.865
BOLT, Brake Flange Plate.....	5.002	BOLT, Steering Pump Idler.....	6.665
BOLT, Brake Hose.....	4.671	BOLT, Steering Pump Mounting.....	6.606
BOLT, Brake Shoe Anchor Pin.....	5.056	BOLT, Steering Relay & Tie Rod.....	6.104
BOLT, Bumper Mounting.....	7.874	BOLT, Transmission.....	4.115
BOLT, Clutch Release Lever.....	0.873	BOLT, Transmission Case Extension.....	4.319
BOLT, Concealed Headlamp Control Drive.....	2.760	BOLT, Transmission Converter.....	4.115
BOLT, Cruise Control.....	3.887	BOLT, Transmission Control.....	4.032
BOLT, Differential (Ring Gear and Pinion).....	5.510	BOLT, Transmission Extension.....	4.319
BOLT, Differential Carrier.....	5.506	BOLT, Transmission Housing.....	4.162
BOLT, Door Window Regulator.....	10.792	BOLT, Transmission Mount and Support.....	4.085
BOLT, Emission Control System.....	3.671	BOLT, Transmission Oil Pan.....	4.197
BOLT, Energy Absorber Bar Guide.....	7.829	BOLT, Transmission Oil Pump.....	4.226
BOLT, Engine Clutch.....	0.864	BOLT, Transmission Parking Brake.....	4.290
BOLT, Engine Clutch Cover to Flywheel.....	0.862	BOLT, Universal Joint Bearing and Flange.....	5.586
BOLT, Engine Connecting Rod Cap.....	0.623	BOLT, Windshield Wiper Motor.....	10.150
BOLT, Engine Crankshaft Pulley and Balancer.....	0.662	BOLT, Windshield Wiper Access.....	10.130
BOLT, Engine Cylinder Head.....	0.293	BONDING STRIP, Body Rear End(Plastic Laminated).....	12.986
BOLT, Engine Flywheel.....	0.669	BONDING STRIP, Front Fender.....	8.141
BOLT, Engine Fuel Intake Manifold.....	3.265	BONDING STRIP, Radiator.....	1.263
BOLT, Engine Main Bearing Cap.....	0.056	BONDING STRIP, Rear Compartment Floor or Tail Gate.....	12.981
BOLT, Engine Mounting.....	0.002	BOOSTER, Power Brake(Vacuum).....	4.901
BOLT, Engine Oil Pump.....	1.652	BOOSTER PKG, Graphic(Group 9.650).....	21.180
		BOOT, Auto Jack.....	8.820
		BOOT, Brake Master Cylinder Rod.....	4.659
		BOOT, Engine Clutch Release Fork.....	0.797

ALPHABETICAL INDEX

BOOT, Seat Belt	14.875	BRACKET, Ignition Switch Warning, Lock or Headlamp	2.195
BOOT, Transmission Control Lever	4.015	BRACKET, Instrument Cluster	9.744
BOOT, Windshield Wiper Access	10.130	BRACKET KIT, Exhaust Mounting	3.706
BOW, Folding Top	14.340	BRACKET KIT, Headlamp Adjuster	2.737
BOWL, Carburetor Float	3.734	BRACKET KIT, Radio Antenna	9.647
BOWL, Steering Column	6.518	BRACKET KIT, Steering Pump Mounting	6.606
BOW, Roof	12.952	BRACKET KIT, Transmission Control Lever	4.010
BRACE, A.C. Compressor Mounting	9.171	BRACKET, License Plate	7.800
BRACE, Air Injection Reactor Pump	3.655	BRACKET, Luggage Carrier	12.815
BRACE, Bumper	7.836	BRACKET, Oil Pressure Gage	1.803
BRACE, Floor Console	10.240	BRACKET, Outside Air	9.787
BRACE, Frame Front Cross Member	7.039	BRACKET, Parking Brake Cable	4.785
BRACE, Front Body Hinge Pillar	12.840	BRACKET, Plenum Air	9.789
BRACE, Generator	2.317	BRACKET, Power Steering Hose	6.672
BRACE, Radiator and Front End Tie	1.271	BRACKET, Radiator	1.270
BRACE, Radiator Grille and Front End Panel	1.267	BRACKET, Radiator to Grille	1.287
BRACE, Rear Compartment Floor or Tail Gate	12.981	BRACKET, Radiator Fan	1.277
BRACE, Shroud and Dash and Vent Duct	12.804	BRACKET, Radiator Grille and Front End Panel	1.267
BRACE, Starter Motor	2.042	BRACKET, Radio Antenna	9.647
BRACE, Steering Column Attaching	6.760	BRACKET, Radio Mounting	9.667
BRACE, Steering Pump Mounting	6.606	BRACKET, Radio Static Suppression	9.663
BRACKET, A.C. Compressor Mounting	9.171	BRACKET, Rear Axle Control Arm	5.380
BRACKET, A.C. Compressor	9.242	BRACKET, Rear Compartment or Tail Gate Lock	12.247
BRACKET, A.C. Condenser	9.190	BRACKET, Rear Compartment Floor or Tail Gate	12.981
BRACKET, A.C. Refrigerant	9.196	BRACKET, Rear Compartment Lid Release	12.243
BRACKET, Accelerator Pedal Lever	3.454	BRACKET, Rear Compartment Lid or Tail Gate	12.187
BRACKET, Air Cleaner Air Intake	3.417	BRACKET, Rear View Mirror	10.186
BRACKET, Air Distributor	9.786	BRACKET, Rear Window Defogger	9.778
BRACKET, Air Injection Reactor Pump	3.655	BRACKET, Roof Panel	12.810
BRACKET, Air Injection Reactor	3.675	BRACKET, Roof Trim Headlining	14.640
BRACKET, Back Up Lamp	2.698	BRACKET, Seat Back Locking	11.390
BRACKET, Battery Cable	2.343	BRACKET, Seat Belt	14.875
BRACKET, Body Mount Rear	7.330	BRACKET, Shock Absorber Anchor	7.395
BRACKET, Brake Flange	5.001	BRACKET, Shock Absorber	7.380
BRACKET, Brake Hose or Pipe	4.681	BRACKET, Spare Wheel	7.629
BRACKET, Bumper Energy Absorber	7.840	BRACKET, Spark Plug Wire	2.251
BRACKET, Bumper Mounting	7.869	BRACKET, Speedometer to Instrument Panel	9.761
BRACKET, Carburetor throttle	3.444	BRACKET, Stabilizer Shaft	7.242
BRACKET, Carburetor Air Cleaner	3.415	BRACKET, Steering Column Attaching	6.760
BRACKET, Chassis Wiring	2.480	BRACKET, Steering Idler Arm	6.896
BRACKET, Chassis Wiring Harness	2.559	BRACKET, Steering Pump Mounting	6.606
BRACKET, Concealed Headlamp Control Opening Cover	2.765	BRACKET, Stop lamp	2.447
BRACKET, Concealed Headlamp Control Drive	2.760	BRACKET, Tachometer	9.750
BRACKET, Concealed Headlamp Motor	2.755	BRACKET, Towing	7.068
BRACKET, Cruise Control	3.880	BRACKET, Transmission Support	7.011
BRACKET, Cruise Control	3.885	BRACKET, Transmission Control Lever	4.010
BRACKET, Differential Carrier Mounting	5.500	BRACKET, Transmission Mounting	4.083
BRACKET, Distributor	2.393	BRACKET, Transmission Parking Brake	4.290
BRACKET, Distributor	2.383	BRACKET, Transmission Park Lock	4.220
BRACKET, Dome and Reading Lamp	11.927	BRACKET, Transmission Support	4.083
BRACKET, Door Arm Rest Trim	14.690	BRACKET, Transmission Control Lock Cable	4.070
BRACKET, Door Electric and Vacuum Locks	10.485	BRACKET, Transmission Mounting	4.083
BRACKET, Door Lock	10.569	BRACKET, Transmission Control Indicator	4.020
BRACKET, Early Fuel Evaporation Control	3.140	BRACKET, Transmission Control Switch	4.060
BRACKET, Emission Control System	3.671	BRACKET, Transmission Mounting	4.083
BRACKET, Engine Air Cooling(Electrical)	1.055	BRACKET, Transmission Detent Control	4.050
BRACKET, Engine Clutch Control	0.852	BRACKET, Transmission Shift Control Cable	4.047
BRACKET, Engine Cooling	1.219	BRACKET, Transmission Gearshift Shaft	4.030
BRACKET, Engine Fuel	3.890	BRACKET, Transmission Control Lock Cable	4.070
BRACKET, Engine Lift	0.004	BRACKET, Transmission Control Lever	4.010
BRACKET, Engine Mounting	0.029	BRACKET, Transmission Control Lock Cable	4.070
BRACKET, Exhaust Manifold Heater	3.602	BRACKET, Transmission Control Lever	4.010
BRACKET, Exhaust Mounting	3.706	BRACKET, Transmission Shift Control	4.030
BRACKET, Exhaust Muffler	3.704	BRACKET, Windshield Garnish Molding	10.056
BRACKET, Floor Console	10.240	BRACKET, Windshield Washer	10.154
BRACKET, Floor Pan	12.980	BRACKET, Windshield Wiper Access	10.130
BRACKET, Folding and Hard Top	14.080	BRACKET, Windshield Wiper Control	10.163
BRACKET, Folding Top Front Roof	14.050	BREAKER, Body Wiring	13.095
BRACKET, Frame Front Cross Member	7.039	BREAKER, Headlamp	2.485
BRACKET, Front Door Trim Binding Strip	14.683	BREAKER, Headlamp	2.750
BRACKET, Front Seat Adjuster	11.561	BREATHER, Carburetor Air Cleaner	3.410
BRACKET, Generator Mounting(See Group 2.317 for Brace)	2.277	BRIDGE, Generator	2.319
BRACKET, Hardtop	13.346	BRUSH, Distributor Cap Retaining	2.368
BRACKET, Headlamp Adjuster	2.737	BRUSH, Generator	2.285
BRACKET, Heater	8.846	BRUSH, Starter Motor	2.051
BRACKET, Heater	8.845	BRUSH, Windshield Wiper Motor	10.150
BRACKET, Heater and Defroster	8.857	BUMPER, Back Window Reveal Molding	11.209
BRACKET, Heater Control	8.852	BUMPER, Bumper to Body	7.833
BRACKET, Hood Latch	8.080	BUMPER, Bumper Face	7.831
BRACKET, Hood Latch	8.085	BUMPER, Bumper Mounting	7.865
BRACKET, Hydraulic Steering Cylinder	6.575	BUMPER, Door	10.587
BRACKET, Ignition Coil Mounting	2.183	BUMPER, Door Window	10.716
		BUMPER, Engine Clutch Pedal	0.829

ALPHABETICAL INDEX

BUMPER, Folding and Hard Top.....	14.080
BUMPER, Folding Top Compartment.....	12.170
BUMPER, Fuel Tank Filler.....	12.945
BUMPER, Hardtop.....	13.346
BUMPER, Hood Panel Closing.....	8.024
BUMPER, License Plate.....	7.800
BUMPER, Power Brake Booster Reaction.....	4.934
BUMPER, Rear Axle.....	5.395
BUMPER, Rear Compartment Floor or Tail Gate..	12.981
BUMPER, Rear Spring.....	7.535
BUMPER, Seat Back.....	11.381
BUMPER, Seat Back Locking.....	11.390
BUMPER, Steering Column.....	6.514
BUMPER, Steering Knuckle Control Arm.....	6.176
BUSHING, A.C. Compressor (Internal Parts)(Axial).....	9.172
BUSHING, A.C. Condenser.....	9.190
BUSHING, Brake Pedal.....	4.626
BUSHING, Bumper Mounting.....	7.865
BUSHING, Carburetor Throttle Control.....	3.425
BUSHING, Concealed Headlamp Control Opening Cover.....	2.765
BUSHING, Distributor and Fuel Injector.....	2.363
BUSHING, Distributor.....	2.401
BUSHING, Door Hinge.....	10.464
BUSHING, Door Window Regulator.....	10.792
BUSHING, Engine Clutch Pedal.....	0.831
BUSHING, Engine Clutch Lever & Shaft.....	0.851
BUSHING, Exhaust Manifold Heat.....	3.647
BUSHING, Folding Top.....	14.340
BUSHING, Folding Top Compartment.....	12.170
BUSHING, Folding Top Motor and Pump.....	14.482
BUSHING, Folding Top Side Roof Rail.....	14.160
BUSHING, Front Seat Bottom Hinge.....	11.375
BUSHING, Fuel Tank Filler.....	12.945
BUSHING, Heater Control.....	8.852
BUSHING, Horn Button Blowing.....	2.819
BUSHING, Instrument Panel Ash Tray.....	12.009
BUSHING, Oil Pressure Gage.....	1.803
BUSHING, Quarter Window Sash.....	11.007
BUSHING, Rear Axle.....	5.417
BUSHING, Rear Axle Control Arm.....	5.381
BUSHING, Rear Compartment Floor or Tail Gate	12.981
BUSHING, Rear Spring.....	7.504
BUSHING, Rear Spring Shackle.....	7.524
BUSHING, Rear View Mirror.....	10.186
BUSHING, Roof Panel.....	12.810
BUSHING, Speedometer to Instrument Panel.....	9.761
BUSHING, Stabilizer Shaft.....	7.243
BUSHING, Starter Motor Drive End.....	2.083
BUSHING, Steering Column.....	6.521
BUSHING, Steering Gear Pitman Shaft.....	6.786
BUSHING, Steering Knuckle Lower Control Arm..	6.170
BUSHING, Steering Knuckle King Pin.....	6.021
BUSHING, Transmission Planet Carrier.....	4.176
BUSHING, Transmission Clutch.....	4.169
BUSHING, Transmission Rear Main Bearing.....	4.319
BUSHING, Transmission Oil Pump.....	4.203
BUSHING, Transmission Case Extension.....	4.319
BUSHING, Transmission Control Rod To Lever...	4.037
BUSHING, Transmission Input.....	4.158
BUSHING, Transmission Output Shaft or Carrier	4.176
BUSHING, Transmission Housing.....	4.162
BUSHING, Transmission Safety Starting Switch..	4.054
BUSHING, Transmission Oil Pump.....	4.226
BUSHING, Transmission Extension.....	4.319
BUSHING, Transmission Case.....	4.104
BUSHING, Transmission Clutch.....	4.168
BUSHING, Transmission Control Lever.....	4.008
BUSHING, Transmission Governor.....	4.256
BUSHING, Transmission Output Shaft or Carrier	4.175
BUSHING, Transmission Safety Starting Switch..	4.054
BUSHING, Transmission Clutch.....	4.169
BUSHING, Transmission Extension.....	4.319
BUSHING, Transmission Sun Gear.....	4.159
BUSHING, Transmission Sun Gear and Shaft.....	4.161
BUSHING, Transmission Clutch.....	4.180
BUSHING, Upper Control Arm Shaft.....	6.164
BUSHING, Windshield Reveal Molding.....	10.093
BUSHING, Windshield Wiper Control.....	10.163
BUSHING, Windshield Wiper Access.....	10.130
BUTTON, Distributor.....	2.381
BUTTON, Door Outside Handle.....	10.529
BUTTON, Instrument Cluster Warning.....	9.765

BUTTON, Seat Back Locking.....	11.390
BUTTON, Side Marker and Hazard Flasher.....	2.575
BUTTON, Transmission Control Lever.....	4.006
BUZZER, Headlamp Warning.....	2.461
BUZZER, Ignition Switch Warning, Lock or Headlamp.....	2.195
BUZZER, Seat Belt.....	14.875
BUZZER, Speed Indicator.....	9.762

C

CABLE, Battery(Negative).....	2.341
CABLE, Battery (Positive).....	2.342
CABLE, Cruise Control.....	3.880
CABLE, Direction Signal.....	2.895
CABLE, Folding Top Compartment Lid.....	12.242
CABLE, Folding Top Compartment.....	12.170
CABLE, Folding Top Trim Hold Down.....	14.102
CABLE, Front Fender.....	8.141
CABLE, Fuel Injection Distributor.....	3.340
CABLE, Hood Latch Release.....	8.075
CABLE KIT, Tachometer.....	9.750
CABLE KIT, Transmission to Speedometer.....	4.342
CABLE, Outside Air.....	9.787
CABLE, Parking Brake.....	4.779
CABLE, Radio Antenna.....	9.647
CABLE, Rear Compartment Lid Release.....	12.243
CABLE, Seat Belt.....	14.875
CABLE, Tachometer.....	9.750
CABLE, Throttle Control.....	3.430
CABLE, Transmission to Speedometer.....	4.342
CABLE, Transmission Control Lock Cable.....	4.070
CABLE, Transmission Detent Control.....	4.050
CABLE, Transmission Shift Control Cable.....	4.047
CALIBRATOR, Emission Control System.....	3.670
CAM, Carburetor and Fuel Injection Fast Idle.....	3.766
CAM, Carburetor Pump.....	3.842
CAM CONVERSION KIT, Direction Signal Switch Cancelling.....	2.896
CAM, Direction Signal Switch Cancelling.....	2.896
CAM, Distributor.....	2.381
CAM, Front Door Window Lower Sash Channel..	10.687
CAM, Fuel Tank Meter.....	3.107
CAM, Rear Axle.....	5.417
CAMSHAFT, Engine.....	0.519
CAM, Transmission Clutch.....	4.167
CAM, Transmission Clutch.....	4.180
CAM, Transmission Shift Shaft Detent.....	4.311
CAM, Windshield Washer Pump.....	10.153
CANISTER, Fuel Tank Evaporation Control.....	3.130
CAP, A.C. Compressor.....	9.177
CAPACITOR, Distributor.....	2.393
CAPACITOR, Distributor.....	2.383
CAPACITOR, Generator.....	2.319
CAPACITOR, Radio Static Suppression.....	9.663
CAPACITOR, Rear Window Defogger.....	9.778
CAPACITOR, Stop lamp.....	2.447
CAP, Back Window Reveal.....	11.208
CAP, Brake Master Cylinder.....	4.651
CAP, Carburetor Float.....	3.734
CAP, Crankcase Oil Filler.....	1.758
CAP, Distributor.....	2.367
CAP, Door Outside Lock Cylinder.....	10.552
CAP, Door Window Regulator.....	10.792
CAP, Engine Coolant Pump.....	1.073
CAP, Engine Coolant Recovery.....	1.240
CAP, Engine Main Bearing.....	0.095
CAP, Engine Valve Spring.....	0.309
CAP, Front Wheel Hub Grease.....	6.330
CAP, Fuel Tank Evaporation Control.....	3.130
CAP, Fuel Tank Filler.....	3.028
CAP, Horn Button.....	2.820
CAP, Intake Manifold Vacuum.....	3.278
CAP, Luggage Carrier.....	12.815
CAP, Radiator Filler.....	1.203
CAP, Radio Antenna.....	9.647
CAP, Rear Axle.....	5.417
CAP, Rear Axle U Joint.....	5.428

ALPHABETICAL INDEX

CAP, Roof Drip.....	12.075	CLEVIS, Master Cylinder Adjusting.....	4.662
CAP, Roof Panel.....	12.810	CLEVIS, Transmission Control Rod To Lever.....	4.037
CAP, Steering Column.....	6.518	CLIP, A.C. Compressor.....	9.242
CAP, Steering Pump.....	6.635	CLIP, Air Distributor.....	9.262
CAP, Suction Throttling (P.O.A.).....	9.198	CLIP, Air Distributor.....	9.786
CAPSULE, Headlamp.....	2.725	CLIP, Air Injection Reactor and Exhaust Gas Recirculation.....	3.680
CAP, Tire Valve And Cover Lock.....	5.875	CLIP, Air Outlet.....	9.264
CAP, Transmission Governor.....	4.256	CLIP, Ash Receiver Mounting.....	12.016
CAP, Wheel Trim.....	5.858	CLIP, Back Up Lamp.....	2.698
CAP, Windshield Washer.....	10.154	CLIP, Back Window Reveal Molding.....	11.209
CAP, Windshield Wiper Motor Drive.....	10.151	CLIP, Battery Cable.....	2.343
CARBURETOR, Carter.....	3.725C	CLIP, Body Wiring.....	13.090
CARBURETOR, Holly.....	3.725E	CLIP, Brake Hose or Pipe.....	4.686
CARBURETOR, Rochester.....	3.725	CLIP, Brake Shoe Anchor Pin.....	5.056
CARBURETOR, Carburetor.....	3.724	CLIP, Carburetor and Fuel Meter Intake (with Seat and Gasket).....	3.814
CARPET, Front Floor.....	15.286	CLIP, Carburetor and Fuel Injection Choke.....	3.752
CARPET MATERIAL, Yardage.....	15.512	CLIP, Carburetor Throttle Control.....	3.425
CARPET, Rear Floor.....	15.306	CLIP, Chassis Wiring.....	2.480
CARPET, Yardage.....	15.512	CLIP, Chassis Wiring Harness.....	2.559
CARRIAGE, Front Seat Adjuster.....	11.561	CLIP, Cruise Control.....	3.885
CARRIER, Carburetor Air Valve.....	3.757	CLIP, Direction Signal.....	2.892
CARRIER, Differential, with Cap.....	5.505	CLIP, Distributor.....	2.387
CARRIER, Direction Signal Switch Cancelling.....	2.896	CLIP, Door Inside Locking Rod.....	10.565
CARRIER, Horn Button Blowing.....	2.819	CLIP, Door Lock.....	10.506
CARRIER PKG, Roof & Deck Lid(Group 12.810).....	21.060	CLIP, Door Lock.....	10.474
CARRIER, Roof Panel.....	12.810	CLIP, Door Weatherstrip.....	10.695
CARRIER, Spare Wheel.....	7.629	CLIP, Door Window.....	10.777
CARRIER, Transmission Planet.....	4.175	CLIP, Early Fuel Evaporation.....	3.145
CARRIER, Transmission Output Shaft or Carrier.....	4.175	CLIP, Energy Absorber Bar Guide.....	7.829
CARTRIDGE PKG, Stereo Tape(Group 9.670).....	21.070	CLIP, Folding Top, Bow Binding End.....	13.342
CASE, A.C. Evaporator.....	9.211	CLIP, Front Door Trim Binding Strip.....	14.683
CASE, Differential (Ring Gear and Pinion).....	5.510	CLIP, Front Fender.....	8.154
CASE, Heater and Defroster.....	8.857	CLIP, Front Seat Side Trim.....	14.818
CASE, Heater Core.....	8.854	CLIP, Fuel Pipe.....	3.162
CASE, Instrument Cluster.....	9.743	CLIP, Fuel Tank Evaporation Control.....	3.130
CASE, Instrument Panel Compartment Door Lock.....	10.266	CLIP, Fuel Tank Filler.....	3.003
CASE KIT, Transmission Case.....	4.103	CLIP, Fuel Tank Meter.....	3.107
CASE, Rear Window Defogger.....	9.778	CLIP, Generator.....	2.313
CASE, Transmission Case.....	4.103	CLIP, Ignition Switch Warning, Lock or Headlamp.....	2.195
CATCH, Hood Latch.....	8.080	CLIP, Instrument Cluster.....	9.744
CAULKING KIT, Back Window.....	11.204	CLIP, Instrument Panel.....	14.655
CAULKING KIT, Windshield Glass.....	10.027	CLIP KIT, Radio Antenna.....	9.647
CHAIN, Cruise Control.....	3.885	CLIP, Outside Air.....	9.787
CHAIN, Engine Timing.....	0.724	CLIP, Radiator Baffle and Shroud.....	1.276
CHANNEL, Back Window Glass.....	11.207	CLIP, Rear Compartment Floor or Tail Gate.....	12.981
CHANNEL, Door Ventilator Glass (With Tee Shaft).....	10.655	CLIP, Roof Panel.....	12.810
CHANNEL, Door Window Regulator.....	10.792	CLIP, Roof Trim Headlining.....	14.640
CHANNEL, Front Door Window.....	10.685	CLIP, Seat Belt.....	14.875
CHANNEL, Quarter Window Glass.....	11.015	CLIP, Side Marker and Hazard Flasher.....	2.575
CHANNEL, Windshield Glass.....	10.092	CLIP, Spark Plug Wire.....	2.251
CHOKE HOUSING KIT, Automatic Choke Control.....	3.750	CLIP, Speedometer to Instrument Panel.....	9.761
CLAMP, A.C. Compressor.....	9.242	CLIP, Speedometer Drive Gear.....	4.345
CLAMP, A.C. Evaporator Expansion Valve.....	9.214	CLIP, Steering Column.....	6.521
CLAMP, A.C. Evaporator.....	9.211	CLIP, Stop lamp.....	2.447
CLAMP, A.C. Refrigerant.....	9.196	CLIP, Sunshade.....	10.219
CLAMP, A.C. Vacuum & Temperature.....	9.281	CLIP, Transmission to Speedometer.....	4.342
CLAMP, Air Distributor.....	9.786	CLIP, Transmission Control Lock Cable.....	4.070
CLAMP, Air Injection Reactor and Exhaust Gas Recirculation.....	3.680	CLIP, Transmission Detent.....	4.279
CLAMP, Battery Hold Down.....	2.335	CLIP, Transmission Oil Pan.....	4.197
CLAMP, Carburetor Throttle Control.....	3.425	CLIP, Transmission Oil Cooler.....	4.128
CLAMP, Distributor and Fuel Injector.....	2.363	CLIP, Transmission Throttle Valve Control.....	4.052
CLAMP, Engine Cooling.....	1.219	CLIP, Transmission Vacuum.....	4.205
CLAMP, Engine Fuel.....	3.890	CLIP, Windshield Glass.....	10.092
CLAMP, Exhaust Pipe.....	3.616	CLIP, Windshield Reveal.....	10.096
CLAMP, Exhaust System Attaching.....	3.708	CLIP, Windshield Washer.....	10.155
CLAMP, Heater Core.....	8.854	CLIP, Windshield Washer.....	10.154
CLAMP, Heater Water Flow.....	8.866	CLOCK, Clock.....	9.772
CLAMP, Hose (Radiator, Heater, A.C.).....	1.166	CLUSTER, Instrument Panel Gage.....	9.735
CLAMP, Intake & Exhaust Manifold.....	3.273	CLUTCH DRIVE, A.C. Compressor Clutch Actuating.....	9.188
CLAMP KIT, Steering Gear Shaft.....	6.525	CLUTCH, Engine Air Cool Fan.....	1.050
CLAMP, Outside Air.....	9.787	CLUTCH, Transmission Synchronizing.....	4.380
CLAMP, Power Brake Booster.....	4.930	CLUTCH, Transmission Clutch.....	4.180
CLAMP, Power Steering Hose.....	6.672	CLUTCH, Transmission Synchronizing.....	4.380
CLAMP, Steering Connecting Rod.....	6.886	CLUTCH, Transmission Clutch.....	4.164
CLAMP, Steering Gear Ball Return Guide.....	6.843	CLUTCH, Transmission Clutch.....	4.164
CLAMP, Steering Gear Shaft.....	6.525	COIL, A.C. Compressor Clutch Actuating.....	9.186
CLAMP, Steering Relay.....	6.870	COIL, Automatic Choke Control.....	3.750
CLAMP, Steering Tie Rod.....	6.234	COIL, Ignition.....	2.170
CLAMP, Valve In Receiver.....	9.199	COIL, Radio Antenna.....	9.647
CLEANER, Carburetor.....	3.402	COIL, Starter Motor.....	2.049

ALPHABETICAL INDEX

COIL, Windshield Wiper Motor	10.150	COVER, Accelerator Pedal	3.451
COLLAR, Generator Drive End	2.307	COVER, Air Cleaner Air Intake.....	3.417
COLLAR, Starter Motor Thrust.....	2.063	COVER, Air Distributor.....	9.262
COLUMN, Steering Column	6.518	COVER, Automatic Choke Control.....	3.750
COMPARTMENT, Instrument Panel.....	10.260	COVER, Back Window Reveal Molding	11.209
COMPARTMENT, Rear Compartment Floor or Tail Gate	12.981	COVER, Battery Filler.....	2.345
COMPASS PKG, Auto(Group 8.873).....	21.100	COVER, Brake and Clutch Pedal	4.630
COMPRESSOR, A.C. Compressor.....	9.170	COVER, Brake Adjusting Hole.....	5.117
COMPRESSOR PKG, Air Lift Shocks(Group 7.455).....	21.110	COVER, Brake Cylinder and Pedal Shaft.....	4.648
CONDENSER, A.C. Condenser.....	9.190	COVER, Brake Master Cylinder	4.651
CONDENSER, Distributor.....	2.393	COVER, Bumper.....	7.832
CONDUIT, Chassis Electrical.....	2.530	COVER, Bumper Face	7.831
CONDUIT, Door	10.778	COVER, Carburetor (with Leather and Shaft)	3.838
CONE, Drive Pinion Rear.....	5.484	COVER, Carburetor Air Cleaner	3.410
CONE, Fuel Injector Throttle	3.335	COVER, Carburetor Idle Air Compensator	3.820
CONNECTOR, A.C. Vacuum & Temperature.....	9.281	COVER, Chassis Wiring Harness.....	2.559
CONNECTOR, Air Injection Reactor and Exhaust Gas Recirculation.....	3.680	COVER, Direction Signal Switch	2.906
CONNECTOR, Body Wiring.....	13.100	COVER, Direction Signal.....	2.895
CONNECTOR, Brake Hose or Pipe.....	4.686	COVER, Distributor Cap Retaining.....	2.368
CONNECTOR, Carburetor Vacuum	3.765	COVER, Door Inner Panel.....	10.355
CONNECTOR, Carburetor	3.755	COVER, Engine cover front	0.206
CONNECTOR, Chassis Electrical.....	2.530	COVER, Engine Clutch.....	0.859
CONNECTOR, Cigarette Lighter.....	9.709	COVER, Engine Clutch Plate.....	0.861
CONNECTOR, Clock	9.772	COVER, Engine Valve Rocker Arm.....	0.386
CONNECTOR, Concealed Headlamp Control Opening Cover.....	2.765	COVER, Exhaust Manifold Heater.....	3.602
CONNECTOR, Crankcase	1.745	COVER, Flywheel.....	0.679
CONNECTOR, Distributor.....	2.400	COVER, Folding and Hard Top	14.080
CONNECTOR, Early Fuel Evaporation.....	3.145	COVER, Front Door Upper Hinge.....	10.450
CONNECTOR, Engine and Transmission Controlled Spark	2.408	COVER, Front Seat Bottom Hinge.....	11.375
CONNECTOR, Engine Coolant By-Pass Hose	1.097	COVER, Fuel Meter.....	3.322
CONNECTOR, Horn Button Blowing.....	2.819	COVER, Fuel Pump Mounting	3.901
CONNECTOR, Intake Manifold Vacuum.....	3.278	COVER, Fuel Tank Stone Shield.....	3.015
CONNECTOR, Oil Distribution.....	1.531	COVER, Generator.....	2.313
CONNECTOR, Oil Filter	1.855	COVER, Hardtop.....	13.346
CONNECTOR, Parking Brake Cable.....	4.785	COVER, Heater Core	8.854
CONNECTOR, Steering Gear Oil Pressure Hose.....	6.673	COVER, Hydraulic Steering Valve.....	6.554
CONNECTOR, Transmission Converter.....	4.115	COVER, Inside Rear View Mirror.....	10.187
CONNECTOR, Transmission Control Valve.....	4.265	COVER, Instrument Panel Opening.....	10.256
CONNECTOR, Transmission Oil Cooler.....	4.128	COVER, Instrument Panel Ash Tray	12.009
CONNECTOR, Transmission Smog Control.....	4.075	COVER, King Pin Oil.....	6.225
CONSOLE, Rear Compartment Floor or Tail Gate	12.981	COVER KIT, Engine Valve Rocker Arm.....	0.386
CONTACT, Door Electric and Vacuum Locks.....	10.485	COVER KIT, Hydraulic Steering Valve.....	6.554
CONTACT, Horn Button Blowing.....	2.819	COVER KIT, Steering Control Column	6.518
CONTACT KIT, Direction Signal.....	2.895	COVER KIT, Transmission Oil Pump	4.224
CONTACT, Starter Motor Switch	2.102	COVER, Oil Pump.....	1.723
CONTAINER, Seat Belt.....	14.875	COVER, Parking Brake Lever Housing	4.612
CONTROL, A.C. Control.....	9.273	COVER, Radio Static Suppression.....	9.663
CONTROL, A.C. Electric Control.....	9.275	COVER, Rear Axle Housing.....	5.398
CONTROL, Carburetor	3.755	COVER, Rear Compartment Floor or Tail Gate	12.981
CONTROL, Carburetor Vacuum	3.765	COVER, Rear Compartment.....	15.222
CONTROL, Courtesy Lamp	11.935	COVER, Roof Panel.....	12.810
CONTROL, Distributor Vacuum.....	2.410	COVER, Seat Adjuster.....	11.556
CONTROL, Door Lock Remote Control.....	10.500	COVER, Seat Belt.....	14.875
CONTROL, Folding Top Compartment Lid.....	12.242	COVER, Shroud and Dash and Vent Duct.....	12.804
CONTROL, Heater & A.C.....	8.849	COVER, Spare Wheel.....	7.629
CONTROL, Heater Water Flow	8.866	COVER, Steering Column	6.518
CONTROLLER, Distributor.....	2.383	COVER, Steering Column Attaching.....	6.760
CONTROLLER, Emission Control System.....	3.670	COVER, Steering Column Housing	6.500
CONTROLLER, Ignition Switch Warning, Lock or Headlamp	2.195	COVER, Steering Gear Housing Side.....	6.807
CONTROLLER, Windshield Wiper Control.....	10.163	COVER, Transmission Case	4.105
CONTROL PKG, Cruise Control(Group 3.880).....	21.150	COVER, Transmission Control Indicator	4.020
CONTROL PKG, Dash Control(Group 7.460).....	21.155	COVER, Transmission Governor	4.256
CONTROL, Rear View Mirror.....	10.186	COVER, Transmission Oil Pump	4.224
CONTROL, Windshield Wiper Control.....	10.163	COVER, Transmission Oil Pan.....	4.197
CONTROL, Windshield Wiper Access	10.130	COVER, Transmission Oil Pump	4.203
CONVERTER, Catalytic Converter.....	3.685	COVER, Transmission Rear Servo.....	4.241
CONVERTER, Transmission Converter.....	4.115	COVER, Transmission Servo & Accumulator	4.228
COOLER, Transmission Oil.....	4.128	COVER, Transmission Servo	4.212
CORD, Engine Coolant Warmer.....	1.152	COVER, Wheel Carrier Lock	7.675
CORE, A.C. Compressor	9.177	COVER, Wheel Trim	5.858
CORE, A.C. Evaporator.....	9.210	CRANKSHAFT, Engine.....	0.646
CORE, Heater Core	8.854	CUP, Brake Main Cylinder.....	4.654
CORE, Suction Throttling (P.O.A.).....	9.198	CUP, Direction Signal Switch.....	2.906
COUPLING, Steering Gear Shaft	6.525	CUP, Horn Button Blowing.....	2.819
COUPLING, Tachometer.....	9.750	CUP KIT, Radio Antenna.....	9.647
COVER & SWITCH, Windshield Wiper Motor	10.150	CUP, Wheel Brake.....	4.667
COVER, A.C. Compressor (Internal Parts)(Axial)...	9.172	CUSHION, Body to Frame Bolt.....	9.023
COVER, A.C. Evaporator.....	9.211	CUSHION, Bumper Energy Absorber	7.840
		CUSHION, Differential Carrier Mounting	5.500
		CUSHION, Door Window.....	10.716
		CUSHION, Frame Cross, Intermediate.....	7.012
		CUSHION KIT, Body to Frame Bolt.....	9.023
		CUSHION, Radiator	1.270

ALPHABETICAL INDEX

CUSHION, Rear Spring.....	7.545
CUSHION, Windshield Wiper Access.....	10.130
CYLINDER, A.C. Compressor.....	9.170
CYLINDER, Brake Master.....	4.650
CYLINDER, Ignition Switch.....	2.188
CYLINDER, Instrument Panel Compartment Door Lock.....	10.266
CYLINDER KIT, Door Outside Lock.....	10.550
CYLINDER KIT, Ignition Switch.....	2.188
CYLINDER, Steering Gear Hydraulic.....	6.576
CYLINDER W/SHAFT, A.C. Compressor.....	9.170
CYLINDER, Wheel Brake.....	4.665
CYLINDER, Wheel Carrier Lock.....	7.675

D

DAMPER, Engine Crankshaft.....	0.659
DECAL, Front Door.....	12.112
DECAL, Front Fender and Body Ornamentation.....	8.132
DECAL, Hood Panel Ornamentation.....	8.055
DECAL, Rear Quarter Ornamentation.....	12.116
DECAL, Transmission Control Lever Trim.....	4.017
DEFLECTOR, Air Distributor.....	9.262
DEFLECTOR, Air Outlet.....	9.264
DEFLECTOR, Bumper to Body.....	7.833
DEFLECTOR, Propeller Shaft Pinion.....	5.545
DEFLECTOR, Radiator Air.....	1.272
DEFLECTOR, Rear Axle Universal Joint.....	5.425
DESICCANT, A.C. Refrigerant.....	9.195
DESICCANT KIT, A.C. Refrigerant.....	9.195
DIAL, Transmission Control Indicator.....	4.020
DIAPHRAGM, Carburetor Throttle.....	3.758
DIAPHRAGM, Carburetor (with Leather and Shaft).....	3.838
DIAPHRAGM, Holly.....	3.725E
DIAPHRAGM, Power Brake Booster.....	4.922
DIFFUSER, Carburetor Air Cleaner.....	3.410
DIODE, Distributor.....	2.383
DIODE, Generator.....	2.319
DISC, Concealed Headlamp Control Drive.....	2.760
DISC, Front and Rear Wheel Brake.....	5.809
DISC, Power Brake Booster Reaction.....	4.934
DISTRIBUTOR, Ignition.....	2.361
DIVERTER, Door Inner Panel.....	10.355
DOOR, Carburetor Air Cleaner.....	3.415
DOOR, Fuel Tank Filler.....	12.945
DOOR, Instrument Panel Compartment.....	10.261
DOOR, Parking Lamp.....	2.593
DOOR, Plenum Air.....	9.789
DOOR, Rear Compartment Floor or Tail Gate.....	12.981
DOWEL, Engine Clutch Housing or Transmission.....	0.685
DOWEL, Engine Flywheel.....	0.669
DRIVE, Starter Motor.....	2.086
DRUM, Front and Rear Wheel Brake.....	5.809
DRUM, Transmission Clutch.....	4.169
DUCT, Air Cleaner Air Intake.....	3.417
DUCT, Air Distributor.....	9.262
DUCT, Air Distributor.....	9.786
DUCT, Rear Window Defogger.....	9.778
DUCT, Windshield Defroster.....	9.779

E

ELBOW, A.C. Blower Motor Cooling.....	9.218
ELBOW, Air Cleaner Air Intake.....	3.417
ELBOW, Air Injection Reactor and Exhaust Gas Recirculation.....	3.680
ELBOW, Crankcase.....	1.745
ELBOW, Engine Coolant By-Pass Hose.....	1.097
ELBOW, Fuel Injection.....	3.330
ELBOW, Fuel Line.....	3.163
ELBOW, Oil Pressure Gage.....	1.803
ELBOW, Power Brake Booster.....	4.931
ELEMENT, Carburetor Air Cleaner.....	3.410
ELEMENT, Cigarette Lighter.....	9.709
ELEMENT, Engine Fuel.....	3.890
ELEMENT, Oil Filter.....	1.836

EMBLEM, Engine Valve Rocker Arm.....	0.386
EMBLEM, Floor Console.....	10.240
EMBLEM, Front Fender and Body Ornamentation.....	8.132
EMBLEM, Front Fender Name.....	8.147
EMBLEM, Fuel Tank Filler.....	12.945
EMBLEM, Hood Panel Ornamentation.....	8.055
EMBLEM, Horn Button.....	2.820
EMBLEM KIT, Front Fender Name.....	8.147
EMBLEM KIT, Radiator Grille and Front End Ornamentation.....	1.303
EMBLEM, License Plate.....	7.800
EMBLEM, Radiator Grille and Front End Ornamentation.....	1.303
EMBLEM, Rear Compartment Lid and Rear End Panel.....	12.182
EMBLEM, Wheel Cover Appearance.....	5.871
END, Concealed Headlamp Opening Cover.....	2.770
ENGINE, Engine Partial.....	0.033
ENGINE, Universal.....	0.000
EQUALIZER, Parking Brake Cable.....	4.765
ESCUTCHEON, Arm Rest Ash Tray.....	12.048
ESCUTCHEON, Door Lock Inside Handle Escutcheon(Trim Protector).....	10.515
ESCUTCHEON, Door Outside Handle.....	10.537
ESCUTCHEON, Door Window Regulator Handle.....	10.805
ESCUTCHEON, Front Seat Head Restraint.....	11.376
ESCUTCHEON, Ignition Switch Warning, Lock or Headlamp.....	2.195
ESCUTCHEON, Instrument Panel Compartment Door Lock.....	10.267
ESCUTCHEON, Rear Compartment or Tail Gate.....	12.249
ESCUTCHEON, Rear Compartment Floor or Tail Gate.....	12.981
ESCUTCHEON, Rear View Mirror.....	10.186
ESCUTCHEON, Seat Adjuster.....	11.558
ESCUTCHEON, Seat Back Locking.....	11.390
ESCUTCHEON, Windshield Wiper Transmission EXPANSION PLUGS, Engine Block & Cylinder Head.....	0.034
EXTENSION, Air Injection Reactor.....	3.675
EXTENSION, Bumper.....	7.836
EXTENSION, Chassis Wiring.....	2.480
EXTENSION, Door Opening Rocker.....	12.934
EXTENSION, Exhaust.....	3.609
EXTENSION, Exhaust Tail Pipe.....	3.705
EXTENSION, Fender Wheelhouse.....	8.155
EXTENSION, Flywheel.....	0.679
EXTENSION, Front Body Hinge Pillar.....	12.840
EXTENSION, Front Fender.....	8.153
EXTENSION, Front Fender Panel.....	8.131
EXTENSION, Instrument Panel.....	10.230
EXTENSION KIT, Transmission Rear.....	4.317
EXTENSION, Radiator.....	1.263
EXTENSION, Radiator to Grille.....	1.287
EXTENSION, Radiator Fan.....	1.277
EXTENSION, Rear Quarter.....	15.100
EXTENSION, Roof Panel.....	12.810
EXTENSION, Steering Wheel.....	6.512
EXTENSION, Tire Valve And Cover Lock.....	5.875
EXTENSION, Transmission Rear Main Bearing.....	4.317
EXTENSION, Windshield Washer.....	10.154
EXTENSION, Windshield Wiper Access.....	10.130
EYELET, Front Door Trim.....	14.685
EYELET, Front Door Trim Binding Strip.....	14.683
EYELET, Instrument Panel.....	14.655
EYELET, Instrument Panel.....	10.230
EYELET, Wheelhouse Cover.....	15.099

F

FAN, A.C. Evaporator Blower.....	9.216
FAN, Air Injector Reactor Pump.....	3.665
FAN, Engine Air Cooling(Electrical).....	1.055
FAN, Engine Cooling.....	1.064
FAN, Generator.....	2.274
FAN, Heater and Defroster.....	8.857
FAN, Rear Window Defogger.....	9.778
FAN, Roof Ventilation.....	12.811
FASTENER, Bottom of Top Front Roof Rail to Windshield.....	14.060

ALPHABETICAL INDEX

FASTENER, Door Handle Push Button.....	12.195
FASTENER, Door Weatherstrip.....	10.695
FASTENER, Front Door Trim Binding Strip.....	14.683
FASTENER, Front Door Trim.....	14.685
FASTENER, Front Door Window.....	10.685
FASTENER, Hardtop.....	13.346
FASTENER, Instrument Panel.....	15.280
FASTENER, Radiator.....	1.270
FASTENER, Radio Mounting.....	9.667
FASTENER, Roof Panel.....	12.810
FASTENER, Windshield Garnish Molding.....	10.056
FELT, Air Outlet.....	9.264
FELT, Front Wheel Hub Bearing.....	6.326
FERRULE, Hardtop.....	13.346
FERRULE, Headlamp Switch.....	2.487
FERRULE, Ignition Lock.....	2.198
FILLER, Bumper Face.....	7.831
FILLER, Bumper Guard.....	7.828
FILLER, Front Door Window.....	10.685
FILLER, Front Fender.....	8.153
FILLER, Windshield Upper and Lower.....	12.807
FILTER, Air Injection Reactor and Exhaust Gas Recirculation.....	3.680
FILTER, Carburetor and Fuel Meter Fuel Inlet.....	3.740
FILTER, Concealed Headlamp Control Drive.....	2.760
FILTER, Engine Fuel.....	3.890
FILTER, Fuel Tank Evaporation Control.....	3.130
FILTER, Fuel Tank Gage.....	3.110
FILTER, Instrument Cluster.....	9.748
FILTER KIT, Engine Fuel.....	3.890
FILTER, Oil Filter.....	1.836
FILTER, Power Brake Booster.....	4.913
FILTER, Tachometer.....	9.750
FILTER, Transmission Oil Pan.....	4.197
FILTER, Windshield Washer.....	10.154
FITTING, A.C. Compressor.....	9.226
FITTING, Air Injection Reactor and Exhaust Gas Recirculation.....	3.680
FITTING, Auto Shock Absorber.....	7.447
FITTING, Carburetor and Fuel Meter Fuel Inlet.....	3.740
FITTING, Intake Manifold Vacuum.....	3.278
FITTING, Oil Pressure Gage.....	1.803
FITTING, Oil Pressure or Temperature.....	1.800
FITTING, Power Brake Booster.....	4.931
FITTING PKG., Filler(Group 7.482).....	21.205
FITTING, Speedometer Driven Gear.....	4.338
FITTING, Steering Gear Oil Pressure Hose.....	6.673
FLANGE, Air Cleaner to Carburetor Mounting.....	3.406
FLANGE, Exhaust Pipe.....	3.610
FLANGE, Exhaust Tail Pipe.....	3.705
FLANGE, Oil Pan Drain.....	1.453
FLANGE, Propeller Shaft Pinion.....	5.545
FLANGE, Rear Axle Universal Joint.....	5.425
FLANGE, Rear Wheel.....	5.806
FLANGE, Steering Gear Shaft.....	6.525
FLANGE, Transmission Oil.....	4.195
FLANGE, Transmission Low Sun Gear and Clutch.....	4.162
FLASHER, Direction Signal.....	2.892
FLASHER, Ignition Switch Warning, Lock or Headlamp.....	2.195
FLASHER, Side Marker and Hazard Flasher.....	2.575
FLOAT, Carburetor and Fuel Meter.....	3.745
FLUID, Hydraulic Brake System.....	4.683
FLYWHEEL, Engine Crankshaft.....	0.666
FORK, Engine Clutch Release.....	0.795
FORK, Transmission Gearshift.....	4.303
FRAME, Back Window.....	11.204
FRAME, Carburetor Air Cleaner.....	3.415
FRAME, Chassis Frame.....	7.003
FRAME, Front Seat Back.....	11.373
FRAME, Front Seat Cushion.....	11.419
FRAME, Generator Drive End.....	2.305
FRAME, Generator Slip Ring.....	2.297
FRAME, License Plate.....	7.800
FRAME, Plenum Air.....	9.789
FRAME, Rear Compartment Floor or Tail Gate.....	12.981
FRAME, Roof Panel.....	12.810
FRAME, Starter Motor Commutator End.....	2.067
FRAME, Windshield Side.....	12.808
FRAME, Windshield Upper and Lower.....	12.807
FUSE, A.C. Compressor (Internal Parts)(Axial).....	9.172

G

GAGE, Engine Coolant Temperature (Dash Unit).....	1.148
GAGE, Fuel Tank Meter.....	3.107
GAGE, Instrument Panel.....	2.515
GAGE, Instrument Panel Fuel Gage.....	3.108
GAGE, Oil Pressure Gage.....	1.803
GASKET, A.C. Compressor.....	9.177
GASKET, A.C. Evaporator Expansion Valve.....	9.214
GASKET, A.C. Evaporator.....	9.211
GASKET, Air Cleaner Air Intake.....	3.417
GASKET, Air Duct.....	9.782
GASKET, Air Injection Reactor and Exhaust Gas Recirculation.....	3.680
GASKET, Automatic Choke Control.....	3.750
GASKET, Axle Housing to Differential Carrier.....	5.508
GASKET, Back Up Lamp.....	2.697
GASKET, Brake Flange Plate.....	5.002
GASKET, Brake Master Cylinder.....	4.651
GASKET, Carburetor and Fuel Meter Fuel Inlet.....	3.740
GASKET, Carburetor to Manifold.....	3.726
GASKET, Carburetor Air Cleaner and Silencer.....	3.403
GASKET, Carburetor Float Bowl to Cover (or Air Horn).....	3.738
GASKET, Carburetor Idle Air Compensator.....	3.820
GASKET, Choke Heater or Air.....	3.603
GASKET, Crankcase Oil Filler.....	1.758
GASKET, Distributor.....	2.383
GASKET, Distributor and Fuel Injector.....	2.363
GASKET, Door Handle Push Button.....	12.195
GASKET, Door Inner Panel.....	10.355
GASKET, Door Outside Lock.....	10.550
GASKET, Emission Control System.....	3.671
GASKET, Engine Coolant Pump.....	1.079
GASKET, Engine Coolant Outlet.....	1.154
GASKET, Engine Cylinder Head.....	0.289
GASKET, Engine Front Cover.....	0.207
GASKET, Engine Fuel.....	3.890
GASKET, Engine Valve Rocker Arm Cover.....	0.423
GASKET, Exhaust Manifold Heater.....	3.602
GASKET, Exhaust Pipe.....	3.611
GASKET, Folding and Hard Top.....	14.080
GASKET, Front Door Upper Hinge.....	10.450
GASKET, Fuel Gage to Tank.....	3.112
GASKET, Fuel Injection.....	3.308
GASKET, Fuel Injector Throttle.....	3.335
GASKET, Fuel Injector Metering.....	3.332
GASKET, Fuel Meter Control.....	3.318
GASKET, Fuel Pump Mounting.....	3.904
GASKET, Fuel Tank Filler Neck.....	3.008
GASKET, Generator Drive End.....	2.307
GASKET, Headlamp Body to Fender.....	2.722
GASKET, Heater and Defroster.....	8.857
GASKET, Heater Core.....	8.854
GASKET, Hydraulic Steering Valve.....	6.554
GASKET, Ignition Switch Warning, Lock or Headlamp.....	2.195
GASKET, Instrument Cluster.....	9.749
GASKET KIT, Carburetor.....	3.724
GASKET KIT, Door Outside Handle.....	10.537
GASKET KIT, Engine.....	0.010
GASKET KIT, Engine Cylinder Head.....	0.289
GASKET KIT, Manifold to Cylinder Head.....	3.270
GASKET KIT, Oil Pan.....	1.429
GASKET KIT, Transmission Overhaul.....	4.005
GASKET KIT, Transmission Control Valve.....	4.265
GASKET KIT, Transmission Overhaul.....	4.005
GASKET, Main Cylinder Outlet Fitting.....	4.661
GASKET, Manifold to Cylinder Head.....	3.270
GASKET, Oil Filter.....	1.844
GASKET, Oil Pan Drain Plug.....	1.456
GASKET, Oil Pump Cover.....	1.724
GASKET, Power Brake Booster.....	4.931
GASKET, Power Brake Booster.....	4.910
GASKET, Radio Antenna.....	9.647
GASKET, Rear Axle or Final Drive Filler and Drain.....	5.400
GASKET, Rear Axle Housing Cover.....	5.399
GASKET, Rear View Mirror.....	10.186
GASKET, Rear Window Defogger.....	9.778
GASKET, Spark Plug.....	2.271
GASKET, Speedometer to Instrument Panel.....	9.761
GASKET, Starter Solenoid.....	2.104

ALPHABETICAL INDEX

GASKET, Steering Gear Housing Side Cover	6.809	GROMMET, A.C. Refrigerant	9.196
GASKET, Tail Lamp	2.660	GROMMET, Back Up Lamp	2.697
GASKET, Tail Lamp Lens	2.684	GROMMET, Bumper to Body	7.833
GASKET, Transmission Rear Main Bearing	4.318	GROMMET, Chassis Wiring	2.480
GASKET, Transmission Main Drive Gear Bearing Retainer	4.358	GROMMET, Concealed Headlamp Control Drive..	2.760
GASKET, Transmission Cover	4.109	GROMMET, Concealed Headlamp Control Opening Cover	2.765
GASKET, Transmission Oil Pump	4.226	GROMMET, Crankcase	1.745
GASKET, Transmission Main Drive Gear Bearing Retainer	4.358	GROMMET, Distributor	2.383
GASKET, Transmission Oil Pan	4.197	GROMMET, Distributor	2.401
GASKET, Transmission Oil Pan	4.196	GROMMET, Distributor	2.372
GASKET, Transmission Governor	4.256	GROMMET, Door Inside Locking Rod	10.565
GASKET, Transmission Extension	4.318	GROMMET, Engine Valve Rocker Arm	0.386
GASKET, Transmission Control Valve	4.265	GROMMET, Folding Top Compartment	12.170
GASKET, Transmission Rear Servo	4.241	GROMMET, Folding Top Motor and Pump	14.482
GASKET, Transmission Case	4.109	GROMMET, Hood Hinge	8.016
GASKET, Transmission Oil Pump Suction	4.197	GROMMET, Hood Latch Release Cable	8.077
GASKET, Transmission Servo	4.212	GROMMET, Hydraulic Steering Cylinder Piston Rod	6.581
GASKET, Transmission Governor	4.256	GROMMET, Inside Rear View Mirror	10.187
GASKET, Transmission Main Valve Body	4.217	GROMMET, Instrument Panel Compartment Door	10.262
GASKET, Transmission Vacuum	4.205	GROMMET, Parking Brake Release	4.594
GASKET, Transmission Oil Pump	4.203	GROMMET, Power Brake Booster Check	4.955
GASKET, Transmission Oil Pan	4.196	GROMMET, Power Brake Booster	4.930
GASKET UNIT, Oil Pan	1.429	GROMMET, Radio Antenna	9.647
GASKET, Valve Push Rod Cover	0.443	GROMMET, Rear Window Defogger	9.778
GASKET, Windshield Washer Pump	10.153	GROMMET, Seat Belt	14.875
GASKET, Windshield Wiper Transmission	10.160	GROMMET, Shock Absorber	7.388
GASKET, Windshield Wiper Motor	10.152	GROMMET, Spark Plug Wire	2.251
GATE, Transmission Gearshift Shaft	4.027	GROMMET, Stabilizer Link	7.244
GATE, Transmission Shift Control Lever	4.027	GROMMET, Starter Motor Switch	2.102
GEAR, Concealed Headlamp Control Drive	2.760	GROMMET, Transmission Control Rod To Lever..	4.037
GEAR, Differential Pinion	5.526	GROMMET, Transmission Oil Pan	4.197
GEAR, Differential Side	5.528	GROMMET, Windshield Wiper Access	10.130
GEAR, Engine Camshaft	0.736	GROMMET, Windshield Wiper Motor	10.150
GEAR, Engine Flywheel	0.673	GROMMET, Windshield Wiper Motor	10.152
GEAR, Front Door Window Regulator	10.783	GROMMET, Wiring and Pipes	9.775
GEAR KIT, Differential Side	5.527	GUARD, Bumper Guard	7.828
GEAR KIT, Distributor Drive and Driven	2.374	GUARD, Engine Fuel Intake Manifold	3.265
GEAR KIT, Transmission Governor	4.256	GUARD PKG, Fender Splash(Group 8.214)	21.220
GEAR KIT, Transmission Sun Gear	4.159	GUARD, Steering Pump	6.655
GEAR, Ring and Pinion	5.529	GUIDE, A.C. Compressor Pulley	9.181
GEAR, Speedometer Drive	4.343	GUIDE, Ash Receiver Mounting	12.016
GEAR, Speedometer Driven	4.337	GUIDE, Back Window	11.204
GEAR, Speedometer Drive	4.343	GUIDE, Differential Clutch	5.511
GEAR, Speedometer Drive	4.343	GUIDE, Engine Valve Push Rod	0.439
GEAR, Steering	6.508	GUIDE, Folding Top Compartment Lid	12.242
GEAR, Steering Gear Pitman	6.850	GUIDE, Folding Top Roof Rail	14.090
GEAR, Tachometer	9.750	GUIDE, Generator	2.274
GEAR, Transmission (Input-Output Gear)	4.415	GUIDE, Hood Latch Release Cable	8.077
GEAR, Transmission Countershaft	4.421	GUIDE, Intake and Exhaust Valve Stem	0.283
GEAR, Transmission Countershaft	4.421	GUIDE, Parking Brake Cable	4.785
GEAR, Transmission First and Reverse	4.417	GUIDE, Parking Brake Release	4.594
GEAR, Transmission Governor	4.256	GUIDE, Plenum Air	9.789
GEAR, Transmission Input	4.158	GUIDE, Radio Antenna	9.647
GEAR, Transmission Main Drive	4.351	GUIDE, Seat Belt	14.875
GEAR, Transmission Planet	4.175	GUIDE, Steering Column	6.514
GEAR, Transmission Rear Unit	4.187	GUIDE, Steering Gear Ball Return	6.842
GEAR, Transmission Reverse Idler	4.430	GUIDE, Transmission Clutch	4.164
GEAR, Transmission Reverse Idler	4.430	GUIDE, Transmission Oil Pump	4.226
GEAR, Transmission Second Speed	4.395	GUSSET, Differential Carrier Mounting	5.500
GEAR, Transmission Speedometer Drive	4.343	GUSSET, Frame Front Cross Member	7.039
GEAR, Transmission Speedometer Driven	4.337	GUSSET, Front Body Hinge Pillar	12.840
GEAR, Transmission Sun Gear	4.159		
GEAR, Transmission 1st and Reverse Sliding	4.417		
GENERATOR, Engine Electrical	2.275		
GLASS, Back Window	11.204		
GLASS, Front Door Window	10.681		
GLASS, Quarter Window	11.011		
GLASS, Roof Panel	12.810		
GLASS, Tail Gate or Back Door	12.180		
GLASS, Windshield Glass	10.027		
GOVERNOR KIT, Transmission Governor	4.256		
GOVERNOR, Transmission Governor	4.256		
GRILLE, Cowl Top Vent Louver	12.800		
GRILLE, Hood Panel Ornamentation	8.055		
GRILLE, Radiator Grille	1.260		
GRILLE, Radio Auxiliary Speakers	9.665		
GRILLE, Radio Speaker	9.655		
GRILLE, Rear Window Defogger	9.778		
GRILLE, Roof Ventilation	12.811		
GRILLE, Windshield Defroster	9.779		
GROMMET, A.C. Electric Control	9.275		
		H	
		HAMMER, Wheel and Jack Wrench	8.821
		HANDLE, Door Inside Locking Rod	10.559
		HANDLE, Door Lock Inside	10.512
		HANDLE, Door Outside Handle	10.527
		HANDLE, Door Window Regulator	10.797
		HANDLE, Front Door Trim Finish	14.691
		HANDLE, Parking Brake Apply Lever	4.592
		HANDLE, Quarter Window	11.044
		HANDLE, Rear Compartment Floor or Tail Gate ..	12.981
		HANDLE, Transmission Gearshift Control (Hand)	4.006
		HANGER, Catalytic Converter	3.690
		HANGER, Exhaust Mounting	3.706
		HANGER, Exhaust Muffler	3.704
		HANGER, Exhaust Pipe	3.611

ALPHABETICAL INDEX

HANGER KIT, Exhaust Mounting.....	3.706	HOUSING, Fuel Tank Filler.....	12.945
HANGER KIT, Exhaust Muffler.....	3.704	HOUSING, Heater Control.....	8.852
HANGER, Rear Spring Front and Rear.....	7.112	HOUSING, Ignition Distributor.....	2.362
HANGER, Roof Panel.....	12.810	HOUSING, Instrument Cluster Warning.....	9.765
HANGER, Spare Wheel.....	7.629	HOUSING KIT, Radio Antenna.....	9.647
HARNESS, A.C. Compressor (Internal Parts)(Axial).....	9.172	HOUSING KIT, Steering Column.....	6.514
HARNESS, A.C. Wiring.....	9.276	HOUSING KIT, Steering Column.....	6.518
HARNESS, Body Wiring.....	13.090	HOUSING KIT, Transmission Clutch.....	4.169
HARNESS, Chassis Wiring.....	2.480	HOUSING, Outside Air.....	9.787
HARNESS, Cruise Control.....	3.887	HOUSING, Parking Lamp.....	2.586
HARNESS, Distributor.....	2.383	HOUSING, Radiator Grille.....	1.266
HARNESS, Door Electric and Vacuum Locks.....	10.485	HOUSING, Radio Antenna.....	9.647
HARNESS, Engine Wiring.....	2.525	HOUSING, Radio Auxiliary Speakers.....	9.665
HARNESS, Heater Control.....	8.852	HOUSING, Roof Panel.....	12.810
HARNESS, Inside Rear View.....	10.185	HOUSING, Speedometer to Instrument Panel.....	9.761
HARNESS KIT, Radio and Speaker.....	9.656	HOUSING, Starter Motor Drive.....	2.085
HARNESS KIT, Seat Belt.....	14.875	HOUSING, Steering Column.....	6.518
HARNESS PKG, Graphic Equalizer Booster Extension(Group 9.656).....	21.236	HOUSING, Steering Gear.....	6.803
HARNESS, Radio and Speaker.....	9.656	HOUSING, Steering Pump.....	6.608
HARNESS, Radio Antenna.....	9.647	HOUSING, Tail Lamp.....	2.680
HARNESS, Rear Window Defogger.....	9.778	HOUSING, Temperature Control.....	8.858
HARNESS, Seat Belt.....	14.875	HOUSING, Transmission Control Lever.....	4.010
HEAD, A.C. Compressor.....	9.174	HOUSING, Transmission Servo & Accumulator.....	4.228
HEAD, Engine Cylinder.....	0.269	HOUSING, Transmission Control Lever.....	4.010
HEAD, Power Brake Booster.....	4.924	HOUSING, Transmission Input.....	4.158
HEAD, Speedometer to Instrument Panel.....	9.761	HOUSING, Transmission Clutch.....	4.169
HEATER PKG, Engine Block(Group 1.152).....	21.240	HOUSING, Wheel Brake.....	4.665
HEAT SINK, Generator.....	2.319	HUB, Front and Rear Wheel Brake.....	5.809
HINGE, Front Door Upper Hinge.....	10.450	HUB, Front Wheel.....	6.307
HINGE, Front Seat Bottom Hinge.....	11.375	HUB, Steering Wheel.....	6.512
HINGE, Fuel Tank Filler.....	12.945	HUB, Transmission Clutch.....	4.164
HINGE, Hood Panel.....	8.015	HUB, Wheel Cover Appearance.....	5.871
HINGE, Rear Compartment Floor or Tail Gate.....	12.981		
HINGE, Rear Compartment Lid and End Gate.....	12.184		
HITCH PKG, Trailer(Group 7.068).....	21.260		
HOLDER, Front Door Window Regulator.....	10.783		
HOLDER, Fuel Injector Metering.....	3.332		
HOLDER KIT, Carburetor Metering.....	3.806		
HOLDER KIT, Generator Brush.....	2.291		
HOLDER, Starter Motor Brush.....	2.052		
HOOK, Coat.....	15.388		
HOOK, Rear Compartment Floor or Tail Gate.....	12.981		
HORN, Carburetor Air.....	3.730		
HORN, Ignition Switch Warning, Lock or Headlamp.....	2.195		
HORN, Warning.....	2.810		
HOSE, A.C. Refrigerant (Metal and Rubber Sections).....	9.225		
HOSE, A.C. Vacuum & Temperature.....	9.281		
HOSE, Air Cleaner Air Intake.....	3.417		
HOSE, Air Distributor.....	9.786		
HOSE, Air Injection Reactor.....	3.675		
HOSE, Air Outlet.....	9.260		
HOSE, Back Window Gutter.....	10.997		
HOSE, Crankcase Ventilation.....	1.762		
HOSE, Engine Coolant By-Pass Hose.....	1.097		
HOSE, Fuel Line.....	3.163		
HOSE, Fuel Tank Filler.....	3.003		
HOSE, Heater.....	8.846		
HOSE, Heater Temperature Control.....	8.850		
HOSE, Oil Pressure Gage.....	1.803		
HOSE, Power Brake Booster.....	4.931		
HOSE, Radiator Inlet.....	1.159		
HOSE, Radiator Outlet.....	1.173		
HOSE, Steering Gear Oil Return.....	6.671		
HOSE, Steering Gear Oil Pressure.....	6.670		
HOSE, Transmission Vacuum.....	4.205		
HOSE, Wheel Brake.....	4.680		
HOSE, Windshield Defroster.....	9.779		
HOUSING, A.C. Refrigerant.....	9.195		
HOUSING, Air Distributor.....	9.786		
HOUSING, Bolt Engine Clutch.....	0.683		
HOUSING, Brake Cylinder and Pedal Shaft.....	4.648		
HOUSING, Cigarette Lighter.....	9.709		
HOUSING, Concealed Headlamp Opening Cover.....	2.770		
HOUSING, Dome and Reading Lamp.....	11.927		
HOUSING, Door Outside Lock Cylinder.....	10.552		
HOUSING, Door Outside Handle.....	10.529		
HOUSING, Folding and Hard Top.....	14.080		
HOUSING, Front Door Wedge.....	10.584		
HOUSING, Front Door Window Regulator.....	10.783		
		INDICATOR, Oil Level.....	1.516
		INDICATOR, Transmission Control Indicator.....	4.020
		INDICATOR, Transmission Oil Filler.....	4.133
		INFLATER, Tire.....	5.880
		INLET, A.C. Refrigerant.....	9.195
		INSERT, Brake Hose.....	4.671
		INSERT, Carburetor Float.....	3.734
		INSERT, Carburetor Metering.....	3.806
		INSERT, Concealed Headlamp Motor.....	2.755
		INSERT, Engine Cylinder Head.....	0.293
		INSERT, Lamp Monitor.....	2.584
		INSERT, Luggage Carrier.....	12.815
		INSERT, Main Cylinder Outlet Fitting.....	4.661
		INSERT, Rear Quarter.....	15.100
		INSERT, Seats and Trim Pads.....	14.804
		INSERT, Transmission Control Lever Trim.....	4.017
		INSERT, Wheel Cover Appearance.....	5.871
		INSERT, Windshield Wiper.....	10.146
		INSULATION, Carburetor to Manifold.....	3.726
		INSULATION, Floor Pan.....	15.492
		INSULATION, Starter Motor.....	2.049
		INSULATOR, A.C. Expansion Refrigerant.....	9.213
		INSULATOR, Body to Frame Bolt.....	9.023
		INSULATOR, Carburetor to Manifold.....	3.726
		INSULATOR, Concealed Headlamp Opening Cover.....	2.770
		INSULATOR, Distributor.....	2.383
		INSULATOR, Door Lock.....	10.506
		INSULATOR, Engine Valve Rocker Arm Cover.....	0.413
		INSULATOR, Exhaust Mounting.....	3.706
		INSULATOR, Exhaust Muffler.....	3.704
		INSULATOR, Floor Pan.....	12.980
		INSULATOR, Floor Pan.....	15.492
		INSULATOR, Fuel Tank Mounting.....	3.022
		INSULATOR, Generator.....	2.313
		INSULATOR, Hood Panel.....	8.021
		INSULATOR, Horn Button Blowing.....	2.819
		INSULATOR, Instrument Panel.....	15.280
		INSULATOR, Radiator.....	1.270
		INSULATOR, Rear Spring.....	7.545
		INSULATOR, Roof Panel.....	12.810
		INSULATOR, Stabilizer Link.....	7.244
		INSULATOR, Stabilizer Shaft.....	7.243
		INSULATOR, Wheel Cylinder.....	4.668
		INTERLOCK, Transmission Gearshift Shaft.....	4.027

ALPHABETICAL INDEX

J

JACK, Auto Jack	8.820
JACKET, Steering Column	6.518
JET, Carburetor Metering Rod, with Gasket	3.792

K

KEY, A.C. Compressor Clutch Actuating	9.188
KEY, Door Outside Lock	10.550
KEY, Engine Valve Spring	0.310
KEY, Hydraulic Steering Adapter	6.560
KEY, Ignition and Locks	2.187
KEY, Speedometer Adapter	4.330
KEY, Speedometer Drive Adapter	4.330
KEY, Transmission Speedometer Drive	4.330
KEY, Transmission Synchronizer	4.384
KIT, A.C. Refrigerant	9.195
KIT, Brake Shoe Adjusting	5.110
KIT, Engine Tune-up	2.270
KIT, Steering Gear Repair	6.507
KNOB, Clock	9.772
KNOB, Direction Signal Control	2.897
KNOB, Door Inside Locking Rod	10.559
KNOB, Door Lock Inside	10.512
KNOB, Door Lock Inside Handle Escutcheon(Trim Protector)	10.515
KNOB, Front Door Vent Regulator	10.664
KNOB, Front Seat Manual Adjuster	11.588
KNOB, Heater Control	8.852
KNOB KIT, Clock	9.772
KNOB, Outside Air	9.787
KNOB, Radio & Antenna Control	9.649
KNOB, Rear Window Defogger	9.778
KNOB, Seat Back Locking	11.390
KNOB, Side Marker and Hazard Flasher	2.575
KNOB, Speedometer to Instrument Panel	9.761
KNOB, Transmission Control Lever	4.006
KNOB, Transmission Control Lever	4.006
KNOB, Windshield Washer and Wiper Control	10.164
KNUCKLE, Steering	6.020

L

LABEL, Fuel Tank Filler	12.945
LABEL, Fuel Tank Filler	3.028
LAMP, Back Up Lamp	2.697
LAMP, Luggage Compartment	9.988
LAMP, Parking	2.585
LAMP PKG, Fog(Group 2.727)	21.270
LAMP PKG, Portable Spot(Group 9.773)	21.290
LAMP, Rear License Lamp	2.700
LAMP, Side Marker and Hazard Flasher	2.575
LAMP, Tail lamp	2.679
LAMP, Underhood	8.890
LATCH, Rear Compartment or Tail Gate Lock	12.247
LEAD, Distributor	2.400
LEAD, Starter Motor Brush Ground	2.055
LENS, A.C. Control	9.279
LENS, Back Up Lamp	2.697
LENS, Courtesy Dome and Reading Lamp	11.928
LENS, Instrument Cluster	9.748
LENS, Instrument Panel Compartment Lamp	10.275
LENS, Lamp Monitor	2.583
LENS, Parking Lamp	2.589
LENS, Rear License Lamp	2.709
LENS, Rear View Mirror	10.186
LENS, Sunshade Vanity Mirror	10.195
LENS, Tail Lamp	2.682
LENS, Transmission Control Indicator	4.020
LETTER KIT, Hood Panel Ornamentation	8.055
LETTER KIT, Rear Compartment Lid and Rear End Panel	12.182
LEVEL INDICATOR, Windshield Washer	10.154
LEVER, A.C. Control	9.278
LEVER, Accelerator Pedal Lever	3.454
LEVER, Brake Shoe Automatic Adjusting	5.103

LEVER, Carburetor and Fuel Injection Fast Idle	3.766
LEVER, Carburetor and Fuel Injection Choke	3.752
LEVER, Carburetor Power	3.858
LEVER, Carburetor Pump	3.842
LEVER, Carburetor Throttle	3.762
LEVER, Cruise Control	3.883
LEVER, Direction Signal Control	2.897
LEVER, Direction Signal	2.895
LEVER, Door Lock	10.506
LEVER, Engine Clutch Control	0.852
LEVER, Folding Top	14.340
LEVER, Ignition Switch Warning, Lock or Headlamp	2.195
LEVER, Parking Brake	5.149
LEVER, Parking Brake Apply	4.591
LEVER, Side Marker and Hazard Flasher	2.575
LEVER, Starter Motor Drive Shift	2.108
LEVER, Steering Column	6.514
LEVER, Steering Column Housing	6.500
LEVER, Steering Idler	6.895
LEVER, Transmission Control Lever	4.010
LEVER, Transmission Control Lever	4.006
LEVER, Transmission Control	4.045
LEVER, Transmission Detent	4.279
LEVER, Transmission Gearshift	4.045
LEVER, Transmission Gearshift Shaft	4.030
LEVER, Transmission Mounted Gearshift (External)	4.045
LEVER, Transmission Manual Valve	4.218
LEVER, Transmission Shift Control	4.030
LEVER, Transmission Shift Control	4.004
LEVER, Transmission Throttle Valve	4.275
LEVER, Transmission Throttle Valve	4.278
LIFTER, Engine Valve	0.459
LIMITER, Carburetor and Fuel Injection Idle Adjusting Screw	3.823
LINER, Door Inner Panel	10.355
LINER, Front Door Trim	14.685
LINER, Rear Leaf Spring	7.495
LINK, Air Distributor	9.786
LINK, Brake Shoe Automatic Adjusting Lever	5.105
LINK, Carburetor	3.755
LINK, Concealed Headlamp Control Opening Cover	2.765
LINK, Cruise Control	3.885
LINK, Folding Top	14.340
LINK, Stabilizer	7.240
LINK, Transmission Control Indicator	4.020
LINK, Transmission Detent	4.279
LINK, Transmission Throttle Valve	4.275
LINK, Wheel Cylinder to Brake Shoe Thrust	4.675
LITTER PKG, Container & Tissue(Group 8.891)	21.320
LOCK, rear compartment lid	12.242A
LOCK, Air Injection Reactor	3.675
LOCK, Air Injection Reactor and Exhaust Gas Recirculation	3.680
LOCK, Back Window Glass	11.207
LOCK, Emission Control System	3.671
LOCK, Exhaust Manifold End Bolt	3.604
LOCK, Exhaust System Attaching	3.708
LOCK, Folding and Hard Top	14.080
LOCK, Folding Top Compartment Lid	12.242
LOCK, Front Door	10.470
LOCK, Hood Latch	8.083
LOCK, Ignition Switch	2.188
LOCK KIT, Steering Column Housing	6.500
LOCK, Rear Axle U Joint	5.428
LOCK, Roof Panel	12.810
LOCK, Seat Back Locking	11.390
LOCK, Steering Column Housing	6.500
LOCK, Transmission Control Idler	4.042
LOCK, Transmission Main Drive Gear Bearing (Input Gear)	4.356
LOGIC, Body Wiring	13.095
LOUVER, Front Fender Name	8.147
LUBRICATOR KIT, Distributor	2.364

M

MAGNET KIT, Radio Antenna	9.647
MAGNET KIT, Transmission Case	4.105

ALPHABETICAL INDEX

MAGNET, Windshield Wiper Motor.....	10.150
MANIFOLD , Engine Exhaust Manifold.....	3.601
MANIFOLD, Engine Fuel Intake Manifold.....	3.265
MAST, Radio Antenna.....	9.647
MAT, Front Floor.....	15.286
MAT, Instrument Panel.....	15.280
MAT , Rear Compartment.....	15.222
MEMBER, Bumper Face.....	7.831
MEMBER, Frame Cross, Intermediate.....	7.012
MEMBER KIT, Front Frame Cross.....	7.010
MEMBER, Rear Frame Cross.....	7.014
MEMBER, Transmission Support.....	7.011
MEMBER , Transmission Mounting.....	4.081
MEMBER, Transmission Mounting.....	4.081
METER, Fuel Tank Meter.....	3.107
MICROPHONE, Radio.....	9.650
MIRROR, Inside Rear View.....	10.185
MIRROR PKG, Visor Vanity(Group 10.195).....	21.440
MIRROR , Sunshade Vanity Mirror.....	10.195
MODULATOR KIT, Transmission Vacuum.....	4.205
MODULATOR , Transmission Vacuum.....	4.205
MODULATOR, Transmission Vacuum.....	4.205
MODULE, Chassis Wiring.....	2.480
MODULE, Distributor.....	2.383
MODULE, Emission Control System.....	3.670
MODULE, Instrument Cluster Warning.....	9.765
MOLDING, Back Window Garnish.....	11.120
MOLDING, Back Window Reveal.....	11.208
MOLDING, Door Ventilator Glass (With Tee Shaft).....	10.655
MOLDING, Exhaust Manifold Heater.....	3.602
MOLDING, Front Door.....	12.112
MOLDING , Front Door Window Reveal.....	10.707
MOLDING, Front Fender and Body Ornamentation.....	8.132
MOLDING, Front Seat Side Trim.....	14.818
MOLDING , Headlamp.....	2.728
MOLDING, Instrument Panel Trim.....	10.252
MOLDING KIT, Hood Panel.....	8.015
MOLDING PKG, Front Fender and Body Side(Group 8.132).....	21.450
MOLDING, Radiator Grille.....	1.268
MOLDING, Rear Compartment Floor or Tail Gate.....	12.981
MOLDING, Rear Door.....	12.114
MOLDING, Rear Quarter Ornamentation.....	12.116
MOLDING, Rocker Panel.....	8.304
MOLDING, Roof Drip.....	12.075
MOLDING, Roof Panel.....	12.810
MOLDING, Windshield Garnish Molding.....	10.051
MOLDING, Windshield Reveal Molding.....	10.093
MOTOR, A.C. Evaporator Blower.....	9.215
MOTOR, Carburetor Air Cleaner.....	3.415
MOTOR, Concealed Headlamp Control Drive.....	2.760
MOTOR, Engine Air Cooling(Electrical).....	1.055
MOTOR , Front Door Window Regulator.....	10.783
MOTOR , Heater Blower Motor.....	8.855
MOTOR, Radio Antenna.....	9.647
MOTOR, Rear Window Defogger.....	9.778
MOTOR, Seat Adjuster.....	11.556
MOTOR, Starter.....	2.041
MOTOR, Windshield Wiper Motor.....	10.150
MOUNTING, Engine.....	0.027
MOUNTING , Transmission Mounting.....	4.081
MOUNT , Transmission Mounting.....	4.081

N

NECK, Fuel Tank Filler.....	3.003
NEEDLE, Carburetor and Fuel Injection Idle Adjusting.....	3.822
NEEDLE KIT, Carburetor and Fuel Meter Intake (with Seat and Gasket).....	3.814
NIPPLE, Crankcase.....	1.745
NIPPLE, Fuel Tank Filler.....	3.003
NIPPLE, Heater Water Flow.....	8.866
NIPPLE, Spark Plug Wire.....	2.258
NOZZLE, Carburetor.....	3.774
NOZZLE, Fuel Injector Metering.....	3.332
NOZZLE, Windshield Washer.....	10.156
NUMERAL, Hood Panel Ornamentation.....	8.055
NUT, A.C. Compressor.....	9.242

NUT, A.C. Compressor Pulley.....	9.181
NUT, A.C. Electric Control.....	9.275
NUT, Air Injection Reactor Pump.....	3.655
NUT, Body Moldings.....	12.118
NUT, Body Rear End(Plastic Laminated).....	12.986
NUT, Bumper to Body.....	7.833
NUT, Bumper Face.....	7.831
NUT, Carburetor and Fuel Meter Intake (with Seat and Gasket).....	3.814
NUT, Carburetor and Fuel Meter Fuel Inlet.....	3.740
NUT, Carburetor Air Cleaner and Silencer.....	3.403
NUT, Clock.....	9.772
NUT, Clutch Release Lever.....	0.873
NUT, Crankcase.....	1.745
NUT, Distributor.....	2.383
NUT, Door Lock.....	10.474
NUT, Door Outside Handle.....	10.527
NUT, Door Window.....	10.716
NUT, Door Window Regulator.....	10.792
NUT, Emission Control System.....	3.671
NUT, Engine Air Cooling(Electrical).....	1.055
NUT , Engine Connecting Rod Bolt.....	0.626
NUT , Engine Mounting.....	0.002
NUT, Engine Valve Adjusting.....	0.429
NUT, Exhaust Muffler.....	3.704
NUT, Exhaust Pipe.....	3.616
NUT, Exhaust Pipe.....	3.613
NUT, Floor Console.....	10.240
NUT, Front Door Trim Finish.....	14.691
NUT, Front Door Window.....	10.685
NUT, Front Fender Name.....	8.147
NUT, Fuel Injection.....	3.330
NUT, Fuel Tank Filler.....	12.945
NUT, Generator Rotor Shaft.....	2.280
NUT, Hardtop.....	13.346
NUT, Headlamp Mounting.....	2.729
NUT , Headlamp Retaining Ring.....	2.736
NUT, Headlamp Switch.....	2.487
NUT, Heater and Defroster.....	8.857
NUT, Hood Panel Closing.....	8.024
NUT, Hub Front and Rear.....	5.813
NUT, Hydraulic Steering Cylinder.....	6.575
NUT, Ignition Lock.....	2.198
NUT, Instrument Cluster.....	9.743
NUT, Instrument Panel Compartment Door.....	10.262
NUT KIT, A.C. Compressor.....	9.170
NUT, License Plate.....	7.800
NUT, Luggage Carrier.....	12.815
NUT, Luggage Compartment.....	9.988
NUT, Propeller Shaft Pinion Flange.....	5.595
NUT, Radiator.....	1.270
NUT, Radiator Baffle and Shroud.....	1.276
NUT, Radiator Grille.....	1.269
NUT, Radiator Grille and Front End Panel.....	1.267
NUT, Radiator Grille and Front End Ornamentation.....	1.303
NUT, Radio Antenna.....	9.647
NUT, Radio Mounting.....	9.667
NUT, Radio Static Suppression.....	9.663
NUT, Rear Axle.....	5.829
NUT, Rear Axle Control Arm.....	5.383
NUT, Rear Compartment Lid and End Gate.....	12.184
NUT, Rear Compartment Lid Lock.....	12.237
NUT, Rear Compartment Floor or Tail Gate.....	12.981
NUT, Rear Spring and Axle.....	7.529
NUT, Rear Spring and Shock Absorber Anchor Plate.....	7.516
NUT, Rear View Mirror.....	10.186
NUT, Rear Window Defogger.....	9.778
NUT, Rocker Panel Molding.....	8.309
NUT, Roof.....	12.952
NUT, Roof Panel.....	12.810
NUT, Roof Panel.....	12.812
NUT, Shock Absorber.....	7.347
NUT, Shock Absorber Anchor.....	7.395
NUT, Side Marker and Hazard Flasher.....	2.575
NUT, Spare Wheel Carrier.....	7.633
NUT, Speedometer to Instrument Panel.....	9.761
NUT, Stabilizer Link.....	7.245
NUT, Starter Solenoid.....	2.104
NUT, Steering Column Attaching.....	6.760
NUT, Steering Gear Housing.....	6.832
NUT, Steering Gear Shaft.....	6.525
NUT, Steering Knuckle Spindle.....	6.022

ALPHABETICAL INDEX

NUT, Steering Knuckle Lower Control Arm	6.172
NUT, Steering Pitman Arm	6.861
NUT, Steering Pump	6.655
NUT, Steering Relay & Tie Rod	6.104
NUT, Sunshade	10.219
NUT, Tail Lamp	2.660
NUT, Tail Lamp Mounting	2.688
NUT, Transmission Band Adjusting	4.253
NUT, Transmission Control Rod	4.037
NUT, Transmission Control Indicator	4.022
NUT, Transmission Gearshift Rod	4.037
NUT, Transmission Main Drive Gear Bearing (Input Gear)	4.356
NUT, Transmission Throttle Valve	4.275
NUT, Underhood	8.890
NUT, Upper Control Arm Shaft	6.164
NUT, Windshield Wiper Control	10.163
NUT, Windshield Wiper Motor Drive	10.151
NUT, Windshield Wiper Access	10.130

O

O-RING, A.C. Compressor (Internal parts)(Radial)	9.172A
OIL, A.C. Maintenance	9.282
ORIFICE, A.C. Expansion Refrigerant	9.213
O RING, A.C. Compressor (Internal Parts)(Axial) ..	9.172
O RING, A.C. Compressor (Internal parts)(Radial)	9.172A
O RING, A.C. Refrigerant	9.196
O RING, Direction Signal	2.895
O RING KIT, A.C. Compressor	9.170
O RING, Power Brake Booster	4.924
O RING, Rear Axle Shaft Bearing or Hub	5.822
O RING, Suction Throttling (P.O.A.)	9.198
ORNAMENT, Front Fender Name	8.147
ORNAMENT, Hood Panel Ornamentation	8.055
ORNAMENT, Parking Lamp	2.586
ORNAMENT, Wheel Cover Appearance	5.871
OUTLET, Air Distributor	9.262
OUTLET, Engine Coolant	1.153
OUTLET, Plenum Air	9.789
OVERHAUL KIT, Transmission Overhaul	4.005

P

PACKING, Exhaust Pipe	3.611
PAD, Brake and Clutch Pedal	4.630
PAD, Door	10.587
PAD, Front Seat Back	14.802
PAD, Front Seat Cushion	14.890
PAD, Instrument Panel	14.655
PAD, Steering Column Housing	6.500
PAN, Engine Oil	1.426
PANEL, Air Distributor	9.262
PANEL, Back Window Inner	12.964
PANEL, Body Rear End(Plastic Laminated)	12.986
PANEL, Cowl Top Vent Louver	12.800
PANEL, Door Opening Rocker	12.934
PANEL, Folding Top Front Roof	14.050
PANEL, Front Door	10.351
PANEL, Front Door Trim	14.685
PANEL, Front Fender	8.130
PANEL, Front Seat Back Trim	11.358
PANEL, Hardtop	13.346
PANEL, Hood	8.000
PANEL, Instrument Panel	10.230
PANEL, Plenum Air	9.789
PANEL, Radiator	1.263
PANEL, Radio Auxiliary Speakers	9.665
PANEL, Rear Body Lock Pillar	12.942
PANEL, Rear Compartment	15.222
PANEL, Rear Compartment Floor or Tail Gate	12.981
PANEL, Rear Compartment Lid and Rear End Panel	12.182
PANEL, Rear End	12.966
PANEL, Rear Quarter	15.100
PANEL, Rear Quarter Side Outer	12.940
PANEL, Rear Quarter Trim Pad	15.101
PANEL, Rear Quarter Upper (Above Belt)	14.645

PANEL, Roof Panel	12.810
PANEL, Roof Trim Headlining	14.640
PANEL, Shroud and Dash and Vent Duct	12.804
PANEL, Tail Lamp	2.680
PANEL, Windshield Wiper Access	10.130
PAN KIT, Engine Oil	1.426
PAN, Transmission Oil	4.195
PAWL, Door Outside Lock Cylinder	10.551
PAWL KIT, Windshield Washer Pump	10.153
PAWL, Parking Brake Lever Release	4.595
PAWL, Transmission Park Lock	4.220
PAWL, Transmission Parking Brake	4.294
PAWL, Windshield Wiper Motor Drive	10.151
PEDAL, Accelerator Pedal	3.451
PEDAL, Brake Pedal	4.625
PEDAL, Engine Clutch Pedal	0.830
PILLAR, Front Body Hinge Pillar	12.840
PILLAR, Rear Body Lock Pillar	12.942
PIN, A.C. Compressor Mounting	9.171
PIN, A.C. Compressor Pressure Relief	9.178
PIN, Accelerator Pedal	3.452
PIN, Brake Shoe Anchor	5.055
PIN, Brake Shoe Hold Down	5.043
PIN, Carburetor and Fuel Meter Float Lever	3.747
PIN, Clutch Fork Push Rod	0.793
PIN, Clutch Release Lever	0.875
PIN, Concealed Headlamp Control Opening Cover	2.765
PIN, Distributor Shaft Thrust and Gear	2.379
PIN, Door Inside Locking Rod	10.565
PIN, Engine Clutch Housing or Transmission	0.685
PIN, Engine Cylinder Head	0.293
PIN, Engine Flywheel	0.669
PIN, Folding and Hard Top	14.080
PIN, Folding Top Actuator	14.478
PIN, Front & Rear Door Hinge	10.466
PIN, Front or Rear	5.803
PIN, Front Door Wedge	10.584
PIN, Front Door Window Regulator	10.783
PIN, Fuel Injection Distributor	3.340
PIN, Fuel Tank Filler	12.945
PIN, Headlamp Dimmer	2.459
PIN, Hood Latch	8.080
PIN, Hood Latch Release Cable	8.077
PINION KIT, Transmission Output Shaft or Carrier	4.175
PIN, King	6.203
PIN KIT, Brake Shoe Hold Down	5.043
PIN KIT, King	6.203
PIN, Master Cylinder Adjusting	4.662
PIN, Oil Pressure Regulator	1.609
PIN, Oil Pump	1.639
PIN, Plenum Air	9.789
PIN, Rear Spring and Axle	7.529
PIN, Roof Panel	12.810
PIN, Starter Motor Brush	2.052
PIN, Starter Motor Drive Shift	2.108
PIN, Steering Column	6.514
PIN, Steering Pump	6.608
PIN, Transmission Control Lever	4.008
PIN, Transmission Converter	4.115
PIN, Transmission Control Lever	4.008
PIN, Transmission Control Valve	4.265
PIN, Transmission Gearshift	4.307
PIN, Transmission Governor	4.256
PIN, Transmission Oil Pump	4.203
PIN, Transmission Oil Pump	4.226
PIN, Transmission Pressure Regulator and Oil Pump	4.216
PIN, Transmission Rear Servo	4.241
PIN, Transmission Reverse Idler Gear	4.435
PIN, Transmission Servo & Accumulator	4.228
PIN, Transmission Servo & Accumulator	4.229
PIN, Transmission Shift Control Cable	4.047
PIN, Transmission Shift Shaft Detent	4.311
PIN, Transmission Throttle Valve	4.275
PIPE, Air Cleaner Air Intake	3.417
PIPE, Air Injection Reactor	3.675
PIPE, Automatic Choke Control	3.750
PIPE, Carburetor and Fuel Meter Fuel Inlet	3.740
PIPE, Choke Heater or Air	3.603
PIPE, Crankcase Ventilation	1.762
PIPE, Early Fuel Evaporation	3.145

ALPHABETICAL INDEX

PIPE, Exhaust Manifold Heat.....	3.647	PLATE, Radiator.....	1.270
PIPE, Fuel Injection.....	3.330	PLATE, Radio Antenna.....	9.647
PIPE, Fuel Line.....	3.163	PLATE, Rear Axle Control Arm.....	5.381
PIPE, Heater.....	8.846	PLATE, Rear Body Lock Pillar.....	12.942
PIPE, Oil Pressure Gage.....	1.803	PLATE, Rear Compartment Floor or Tail Gate.....	12.981
PIPE, Steering Gear Oil Pressure.....	6.670	PLATE, Rear Compartment Lid and Rear End Panel.....	12.182
PIPE, Transmission Case.....	4.104	PLATE, Rear Spring and Shock Absorber Anchor.....	7.518
PIPE, Transmission Oil.....	4.248	PLATE, Rear View Mirror.....	10.186
PIPE, Transmission Oil Cooler.....	4.128	PLATE, Roof Panel.....	12.810
PIPE, Transmission Oil Pan.....	4.197	PLATE, Seat Belt.....	14.875
PIPE, Transmission Vacuum.....	4.205	PLATE, Shock Absorber.....	7.380
PISTON, A.C. Compressor (Internal Parts)(Axial).....	9.172	PLATE, Stabilizer Link.....	7.245
PISTON, Brake Master Cylinder Secondary.....	4.653	PLATE, Steering Column.....	6.514
PISTON, Carburetor Power.....	3.858	PLATE, Steering Column Housing.....	6.500
PISTON, Engine.....	0.629	PLATE, Steering Column.....	6.518
PISTON KIT, Engine.....	0.629	PLATE, Steering Pump.....	6.609
PISTON KIT, Power Brake Booster.....	4.922	PLATE, Steering Pump.....	6.612
PISTON KIT, Transmission Clutch.....	4.166	PLATE, Transmission Control Lever Trim.....	4.017
PISTON, Power Brake Booster.....	4.922	PLATE, Transmission Control Lever.....	4.015
PISTON, Suction Throttling (P.O.A.).....	9.198	PLATE, Transmission Control Lever Trim.....	4.017
PISTON, Transmission Clutch.....	4.166	PLATE, Transmission Control Selector.....	4.020
PISTON, Transmission Clutch.....	4.166	PLATE, Transmission Clutch.....	4.163
PISTON, Transmission Servo & Accumulator.....	4.228	PLATE, Transmission Control Indicator.....	4.022
PISTON, Transmission Rear Servo.....	4.241	PLATE, Transmission Control Lever Trim.....	4.017
PISTON, Wheel Cylinder.....	4.668	PLATE, Transmission Clutch Drive and Driven.....	4.163
PISTON, Windshield Washer Pump.....	10.153	PLATE, Transmission Counter Gear.....	4.423
PIVOT, Brake Shoe Automatic Adjusting.....	5.103	PLATE, Transmission Control Indicator.....	4.020
PIVOT, Concealed Headlamp Control Opening Cover.....	2.765	PLATE, Transmission Control Valve.....	4.265
PIVOT, Headlamp Dimmer.....	2.459	PLATE, Transmission Gearshift Hand Lever (Floor Mounted).....	4.017
PIVOT KIT, Headlamp Dimmer.....	2.459	PLATE, Transmission Indicator Dial.....	4.020
PLASTIGAGE, Engine Main Bearing Clearance.....	0.093	PLATE, Transmission Reverse Idler Gear Thrust.....	4.437
PLATE, A.C. Compressor (Internal Parts)(Axial).....	9.172	PLATE, Transmission Rear Servo.....	4.241
PLATE, A.C. Compressor (Internal parts)(Radial).....	9.172A	PLATE, Transmission Shift Control Cable.....	4.047
PLATE, A.C. Control.....	9.279	PLATE, Transmission Synchronizer.....	4.384
PLATE, Accelerator Pedal.....	3.451	PLATE UNIT, Transmission Control Lever Trim.....	4.017
PLATE, Air Cleaner Air Intake.....	3.417	PLATE, Windshield Wiper Motor.....	10.152
PLATE, Air Distributor.....	9.786	PLATE, Windshield Wiper Motor.....	10.150
PLATE, Air Distributor.....	9.262	PLENUM, Rear Quarter Side Inner.....	12.941
PLATE, Automatic Choke Control.....	3.750	PLIERS, Outside Air.....	9.787
PLATE, Back Window Reveal Molding.....	11.209	PLUG, Air Injection Reactor and Exhaust Gas Recirculation.....	3.680
PLATE, Brake and Clutch Pedal.....	4.630	PLUG, Body Center.....	12.491
PLATE, Brake Flange.....	5.001	PLUG, Carburetor and Fuel Meter Float Lever.....	3.747
PLATE, Brake Shoe Guide.....	5.045	PLUG, Carburetor Air Valve.....	3.757
PLATE, Bumper.....	7.836	PLUG, Catalytic Converter.....	3.685
PLATE, Clutch Pedal Pull Back Spring.....	0.846	PLUG, Concealed Headlamp Opening Cover.....	2.770
PLATE, Differential Clutch.....	5.511	PLUG, Coolant Temperature (Engine Unit).....	1.150
PLATE, Direction Signal.....	2.895	PLUG, Door.....	10.778
PLATE, Distributor Breaker.....	2.385	PLUG, Door.....	10.587
PLATE, Dome and Reading Lamp.....	11.927	PLUG, Door Ventilator.....	10.661
PLATE, Door Lock.....	10.571	PLUG, Door Weatherstrip.....	10.694
PLATE, Door Lock Inside Handle Escutcheon(Trim Protector).....	10.515	PLUG, Engine Block & Cylinder Head.....	0.034
PLATE, Door Window Regulator Handle.....	10.805	PLUG, Engine Camshaft Rear Bearing.....	0.553
PLATE, Door Window Regulator.....	10.792	PLUG, Engine Clutch Pedal.....	0.829
PLATE, Engine Clutch Driven.....	0.886	PLUG, Engine Fuel Intake Manifold.....	3.265
PLATE, Engine Clutch Pressure.....	0.863	PLUG, Engine Tune-up.....	2.270
PLATE, Floor Pan.....	12.980	PLUG, Floor Pan.....	12.980
PLATE, Folding Top Compartment.....	12.170	PLUG, Front Door Window Regulator.....	10.783
PLATE, Folding Top Roof Rail.....	14.090	PLUG, Hood Latch Release.....	8.075
PLATE, Front Body Hinge Pillar.....	12.840	PLUG, Hydraulic Steering Adapter.....	6.560
PLATE, Front Door Sill.....	11.175	PLUG, Hydraulic Steering Cylinder Piston Rod.....	6.581
PLATE, Front Fender and Body Ornamentation.....	8.132	PLUG, Oil Distribution.....	1.531
PLATE, Front Fender Name.....	8.147	PLUG, Oil Pan Drain.....	1.453
PLATE, Front Seat Back.....	11.373	PLUG, Oil Pressure Regulator.....	1.609
PLATE, Fuel Pump Mounting.....	3.901	PLUG, Rear Axle or Final Drive Filler and Drain.....	5.400
PLATE, Generator Drive End.....	2.307	PLUG, Rear Compartment Floor or Tail Gate.....	12.981
PLATE, Headlamp Dimmer.....	2.459	PLUG, Seat Belt.....	14.875
PLATE, Heater.....	8.845	PLUG, Steering Connecting Rod End.....	6.881
PLATE, Heater & A.C.....	8.849	PLUG, Steering King Pin Dust.....	6.223
PLATE, Heater and Defroster.....	8.857	PLUG, Tail Lamp.....	2.694
PLATE, Hood Latch.....	8.083	PLUG, Tail Lamp Mounting.....	2.688
PLATE, Hood Latch.....	8.080	PLUG, Transmission Case.....	4.105
PLATE, Hood Panel.....	8.021	PLUG, Transmission Case.....	4.105
PLATE, Hood Panel Ornamentation.....	8.055	PLUG, Transmission Control Valve.....	4.265
PLATE, Ignition Switch Warning, Lock or Headlamp.....	2.195	PLUG, Transmission Control Lever.....	4.008
PLATE, Instrument Cluster.....	9.743	PLUG, Transmission Gearshift Control Hand Lever.....	4.008
PLATE, Instrument Panel Trim.....	10.252	PLUG, Transmission Mainshaft.....	4.172
PLATE, Instrument Panel Harness.....	2.483	PLUG, Transmission Oil Pump.....	4.224
PLATE KIT, Differential Clutch.....	5.511	PLUG, Transmission Parking Brake.....	4.294
PLATE KIT, Steering Pump.....	6.612		
PLATE, Power Brake Booster.....	4.910		
PLATE, Power Brake Booster.....	4.922		

ALPHABETICAL INDEX

PLUG, Transmission Pressure Regulator and Oil Pump.....	4.216
PLUG, Transmission Shift Shaft Detent.....	4.311
PLUG, Wheel Cylinder.....	4.666
PLUNGER, Power Brake Booster.....	4.918
PLUNGER, Starter Motor Solenoid.....	2.113
PLUNGER, Transmission Vacuum.....	4.205
POCKET, Instrument Panel.....	14.655
POINTER, Engine Front Cover.....	0.219
POINT KIT, Distributor.....	2.384
POLE PIECE, Distributor.....	2.372
POLE, Starter Motor Shoe.....	2.077
POPPET, Power Brake Booster Valve Body.....	4.940
POUCH, Catalytic Converter.....	3.685
PRINTED CIRCUIT, Instrument Cluster.....	9.744
PROTECTOR, Door Edge.....	10.352
PROTECTOR, Door Lock.....	10.569
PROTECTOR, Folding Top.....	14.340
PULLEY, A.C. Compressor Drive.....	9.180
PULLEY, Air Injection Reactor Pump.....	3.650
PULLEY, Engine Crankshaft.....	0.659
PULLEY, Fan and Coolant Pump.....	1.062
PULLEY, Generator.....	2.274
PULLEY, Parking Brake.....	4.790
PULLEY, Steering Pump.....	6.655
PULL, Front Door Arm Rest.....	14.686
PUMP, Air Injection Reactor Pump.....	3.660
PUMP, Carburetor (with Leather and Shaft).....	3.838
PUMP, Engine Fuel Pump.....	3.900
PUMP, Engine Oil Pump.....	1.652
PUMP KIT, A.C. Compressor (Internal Parts)(Axial).....	9.172
PUMP KIT, Engine Coolant Pump.....	1.069
PUMP KIT, Engine Oil Pump.....	1.652
PUMP, Power Steering.....	6.605
PUMP, Transmission Oil Supply.....	4.200
PUMP, Windshield Washer Pump.....	10.153
PURGE VALVE, Fuel Tank Evaporation Control.....	3.130

R

RACE, A.C. Compressor (Internal Parts)(Axial).....	9.172
RACE, Steering Column.....	6.521
RACE, Steering Gear Thrust.....	6.835
RACE, Transmission Clutch.....	4.168
RACE, Transmission Clutch.....	4.180
RACK CAGE, Front Seat Adjuster.....	11.561
RACK, Ignition Switch Warning, Lock or Headlamp.....	2.195
RADIATOR, Engine Cooling.....	1.219
RAIL, Door Window Regulator.....	10.792
RAIL, Folding Top.....	14.340
RECEIVER, A.C. Refrigerant.....	9.195
RECEIVER, Door, Quarter Arm Rest or Front Seat Bk.....	12.045
RECEIVER, Radio.....	9.650
REFLECTOR, Cigarette Lighter.....	9.709
REFLECTOR, Dome and Reading Lamp.....	11.927
REGULATOR, Door Ventilator.....	10.661
REGULATOR, Front Door Window Regulator.....	10.783
REGULATOR, Voltage.....	2.500
REINFORCEMENT, Battery Hold Down.....	2.335
REINFORCEMENT, Brake Pedal.....	4.634
REINFORCEMENT, Bumper Face.....	7.831
REINFORCEMENT, Bumper Guard.....	7.828
REINFORCEMENT, Differential Carrier Mounting.....	5.500
REINFORCEMENT, Door Electric and Vacuum Locks.....	10.485
REINFORCEMENT, Door Window.....	10.777
REINFORCEMENT, Energy Absorber Bar Guide.....	7.829
REINFORCEMENT, Engine Valve Rocker Arm Cover.....	0.413
REINFORCEMENT, Fan and Coolant Pump.....	1.062
REINFORCEMENT, Fender Wheelhouse.....	8.155
REINFORCEMENT, Floor Console.....	10.240
REINFORCEMENT, Frame Front Cross Member.....	7.039
REINFORCEMENT, Front Fender.....	8.141
REINFORCEMENT, Front Body Hinge Pillar.....	12.840
REINFORCEMENT, Front Fender Name.....	8.147
REINFORCEMENT, Front Fender.....	8.143
REINFORCEMENT, Hood Latch.....	8.080

REINFORCEMENT, Hydraulic Steering Cylinder.....	6.575
REINFORCEMENT, Instrument Panel.....	10.230
REINFORCEMENT, Radiator.....	1.263
REINFORCEMENT, Radiator Fan.....	1.277
REINFORCEMENT, Radiator to Grille.....	1.287
REINFORCEMENT, Radio Antenna.....	9.647
REINFORCEMENT, Rear Compartment Lid and End Gate.....	12.184
REINFORCEMENT, Rear Compartment Floor or Tail Gate.....	12.981
REINFORCEMENT, Roof Panel.....	12.810
REINFORCEMENT, Seat Belt.....	14.875
REINFORCEMENT, Shroud and Dash and Vent Duct.....	12.804
REINFORCEMENT, Steering Column.....	6.521
REINFORCEMENT, Steering Gear Shaft.....	6.525
REINFORCEMENT, Tail Lamp Mounting.....	2.662
REINFORCEMENT, Windshield Wiper Transmission.....	10.160
REINFORCEMENT, Windshield Wiper Access.....	10.130
REINFORCEMENT, Windshield Wiper Motor.....	10.152
RELAY, A.C. Electrical.....	9.277
RELAY, Automatic Choke Control.....	3.750
RELAY, Body Wiring.....	13.095
RELAY, Carburetor Air Cleaner.....	3.415
RELAY, Carburetor Idle.....	3.440
RELAY, Concealed Headlamp Motor.....	2.755
RELAY, Emission Control System.....	3.670
RELAY, Engine and Transmission Controlled Spark.....	2.408
RELAY, Engine Fuel Pump.....	3.900
RELAY, Horn.....	2.815
RELAY, Ignition Switch Warning, Lock or Headlamp.....	2.195
RELAY, Radio Antenna.....	9.647
RELAY, Rear Window Defogger.....	9.778
RELAY, Transmission Control Spark.....	4.075
RELAY, Windshield Wiper Motor.....	10.150
REPAIR KIT, carburetor (rochester)MAJOR.....	3.725A
REPAIR KIT, Brake Master Cylinder.....	4.649
REPAIR KIT, Carburetor (Holly) Minor.....	3.725G
REPAIR KIT, Carburetor (Carter) Minor.....	3.725D
REPAIR KIT, Carburetor (Rochester) Minor.....	3.725B
REPAIR KIT, Carburetor (holly) major.....	3.725F
REPAIR KIT, Catalytic Converter.....	3.685
REPAIR KIT, Chassis Electrical.....	2.530
REPAIR KIT, Power Brake Booster.....	4.898
REPAIR KIT, Propeller Shaft Universal Joint.....	5.548
REPAIR KIT, Refrigerant Flow,Sight.....	9.202
REPAIR KIT, Steering Column.....	6.524
REPAIR KIT, Wheel Brake.....	4.665
REPAIR KIT, Wheel Brake.....	4.667
REPAIR UNIT, Steering Gear Hydraulic Valve.....	6.551
RESERVOIR KIT, Steering Pump.....	6.635
RESERVOIR, Steering Pump.....	6.635
RESERVOIR, Windshield Washer.....	10.154
RESISTOR, A.C. Electric Control.....	9.275
RESISTOR, Distributor.....	2.383
RESISTOR, Generator.....	2.319
RESISTOR, Heater Blower Motor.....	8.855
RESISTOR, Ignition Coil.....	2.173
RESTRICTOR, Fuel Line.....	3.163
RETAINER, A.C. Compressor (Internal Parts)(Axial).....	9.172
RETAINER, A.C. Compressor Shaft.....	9.175
RETAINER, Accelerator Pedal Lever.....	3.454
RETAINER, Air Duct.....	9.782
RETAINER, Air Outlet.....	9.264
RETAINER, Automatic Choke Control.....	3.750
RETAINER, Auto Jack.....	8.820
RETAINER, Back Window Reveal Molding.....	11.209
RETAINER, Battery Hold Down.....	2.335
RETAINER, Bottom of Top Front Roof Rail to Windshield.....	14.060
RETAINER, Brake Pedal.....	4.634
RETAINER, Bumper.....	7.832
RETAINER, Bumper to Body.....	7.833
RETAINER, Bumper Energy Absorber.....	7.840
RETAINER, Bumper Face.....	7.831
RETAINER, Bumper Mounting.....	7.874
RETAINER, Bumper Mounting.....	7.865
RETAINER, Carburetor Air Cleaner.....	3.415
RETAINER, Carburetor Throttle Control.....	3.425
RETAINER, Carburetor Air Cleaner.....	3.410

ALPHABETICAL INDEX

RETAINER, Carburetor Pump Outlet Valve.....	3.825	RETAINER, Steering Column	6.514
RETAINER, Carburetor Pump.....	3.841	RETAINER, Steering Column	6.521
RETAINER, Carburetor and Fuel Injection Choke.....	3.752	RETAINER, Steering Column Housing	6.500
RETAINER, Cigarette Lighter.....	9.709	RETAINER, Steering Gear Hydraulic Valve	6.552
RETAINER, Clutch and Brake Pedal Shaft	0.837	RETAINER, Steering Gear Shaft	6.525
RETAINER, Concealed Headlamp Control Drive...	2.760	RETAINER, Steering Knuckle Upper Control Arm	6.163
RETAINER, Cowl Ledge.....	12.801	RETAINER, Steering Knuckle Lower Control Arm	6.170
RETAINER, Cruise Control.....	3.885	RETAINER, Steering Wheel.....	6.515
RETAINER, Cylinder Poppet.....	4.942	RETAINER, Tail Gate or Back Door.....	12.180
RETAINER, Differential Clutch	5.511	RETAINER, Tail Lamp	2.660
RETAINER, Distributor.....	2.364	RETAINER, Transmission Control Lock Cable.....	4.070
RETAINER, Distributor	2.372	RETAINER, Transmission Control Indicator	4.020
RETAINER, Distributor and Fuel Injector.....	2.363	RETAINER, Transmission Output Shaft or	
RETAINER, Door Lock Cylinder.....	10.553	Carrier	4.176
RETAINER, Door Outside Handle	10.529	RETAINER, Transmission Governor	4.256
RETAINER, Door Outside Lock Cylinder.....	10.551	RETAINER, Transmission Throttle Valve.....	4.275
RETAINER, Door Window Regulator Handle	10.806	RETAINER, Transmission Control Lock Cable	4.070
RETAINER, Engine Piston Pin.....	0.639	RETAINER, Transmission Converter	4.115
RETAINER, Exhaust Muffler.....	3.704	RETAINER, Transmission Input and Turbine	
RETAINER, Exhaust Pipe.....	3.616	Shaft	4.123
RETAINER, Fender Wheelhouse	8.155	RETAINER, Transmission Servo & Accumulator...	4.228
RETAINER, Floor Pan.....	12.980	RETAINER, Transmission Control Switch	4.060
RETAINER, Front Door Trim Binding Strip.....	14.683	RETAINER, Transmission	4.115
RETAINER, Front Fender Molding	8.133	RETAINER, Transmission Clutch	4.169
RETAINER, Front Fender Name	8.147	RETAINER, Transmission Control Valve.....	4.265
RETAINER, Front Fender.....	8.141	RETAINER, Transmission Parking Brake.....	4.290
RETAINER, Front Seat Bottom Hinge	11.375	RETAINER, Transmission Servo & Accumulator...	4.233
RETAINER, Front Wheel Hub Grease.....	6.330	RETAINER, Transmission Vacuum	4.205
RETAINER, Fuel Pipe	3.162	RETAINER, Transmission Control Indicator	4.022
RETAINER, Fuel Tank Evaporation Control.....	3.130	RETAINER, Transmission Oil Pump	4.226
RETAINER, Hardtop.....	13.346	RETAINER, Transmission Low Servo	4.228
RETAINER, Headlamp Control.....	2.775	RETAINER, Transmission Clutch	4.164
RETAINER, Hood Latch	8.085	RETAINER, Transmission Rear Servo.....	4.246
RETAINER, Hood Latch Release Cable.....	8.077	RETAINER, Transmission Clutch	4.167
RETAINER, Hood Panel.....	8.021	RETAINER, Transmission Gearshift Shaft.....	4.027
RETAINER, Hood Panel Ornamentation	8.055	RETAINER, Transmission Control Rod To Lever...	4.037
RETAINER, Horn Button.....	2.820	RETAINER, Transmission Control Lock Cable	4.070
RETAINER, Horn Button Blowing.....	2.819	RETAINER, Transmission Control Lever.....	4.015
RETAINER, Ignition Switch Warning, Lock or		RETAINER, Transmission Main Drive Gear	
Headlamp	2.195	Bearing (Input Gear)	4.356
RETAINER, Instrument Panel Compartment Door		RETAINER, Transmission Control Lock Cable.....	4.070
Lock	10.267	RETAINER, Transmission Rear Main.....	4.317
RETAINER, Instrument Panel Trim.....	10.252	RETAINER, Transmission Main Drive Gear	
RETAINER, Instrument Panel Ash Tray	12.009	Bearing.....	4.356
RETAINER, Instrument Cluster	9.743	RETAINER, Transmission Synchronizing.....	4.383
RETAINER, Instrument Cluster Lens.....	9.747	RETAINER, Universal Joint Bearing and Flange..	5.586
RETAINER, Luggage Carrier	12.815	RETAINER, Vacuum Power Brake Cylinder Relay	
RETAINER, Master Cylinder Adjusting	4.662	Valve.....	4.935
RETAINER, Oil Pressure Regulator	1.609	RETAINER, Wheel Cover Appearance	5.871
RETAINER, Oil Pump.....	1.639	RETAINER, Windshield Reveal Molding.....	10.093
RETAINER, Outside Air.....	9.787	RETAINER, Windshield Reveal.....	10.096
RETAINER, Parking Brake Lever.....	5.158	RETAINER, Windshield Wiper Transmission.....	10.160
RETAINER, Parking Brake Cable	4.785	RING, A.C. Compressor (Internal Parts)(Axial).....	9.172
RETAINER, Parking Brake Cable	4.765	RING, A.C. Compressor Pulley	9.181
RETAINER, Parking Brake Lever Housing	4.612	RING, A.C. Compressor Shaft.....	9.175
RETAINER, Power Brake Booster.....	4.810	RING, A.C. Compressor (Internal parts)(Radial) ...	9.172A
RETAINER, Power Brake Booster	4.922	RING, A.C. Refrigerant.....	9.195
RETAINER, Power Brake Booster.....	4.910	RING, Carburetor and Fuel Meter Fuel Inlet.....	3.740
RETAINER, Power Brake Booster	4.913	RING, Differential Bearing Adjusting	5.537
RETAINER, Power Brake Booster Reaction.....	4.934	RING, Door Handle Push Button	12.195
RETAINER, Propeller Shaft Universal Joint		RING, Door Outside Handle	10.529
Trunnion	5.560	RING, Exhaust Pipe.....	3.611
RETAINER, Radiator.....	1.270	RING, Front Seat Back	11.373
RETAINER, Radio Mounting.....	9.667	RING GEAR, Transmission Output Shaft or	
RETAINER, Rear Axle Control Arm	5.381	Carrier	4.175
RETAINER, Rear Axle U Joint	5.428	RING, Headlamp	2.726
RETAINER, Rear Compartment Floor or Tail		RING, Headlamp Retaining	2.731
Gate.....	12.981	RING, Horn Button Blowing.....	2.819
RETAINER, Rear Compartment or Tail Gate	12.249	RING, Hydraulic Steering Cylinder Piston Rod	6.581
RETAINER, Rear Compartment Lid or Tailgate.....	12.183	RING, King Pin Oil	6.225
RETAINER, Rear Compartment Lid or Tail Gate...	12.187	RING KIT, Engine Piston.....	0.643
RETAINER, Rear Quarter.....	15.100	RING KIT, Steering Pump	6.610
RETAINER, Rear Spring and Axle	7.529	RING KIT, Transmission Rear Bearing and	
RETAINER, Rear Spring.....	7.545	Mainshaft (Output Gear).....	4.412
RETAINER, Rear View Mirror.....	10.186	RING KIT, Transmission Overhaul.....	4.005
RETAINER, Rocker Panel Molding.....	8.309	RING KIT, Windshield Washer Pump	10.153
RETAINER, Roof Panel.....	12.810	RING, Power Brake Booster.....	4.918
RETAINER, Seat Belt.....	14.875	RING, Rear Axle Shaft Bearing	5.816
RETAINER, Shock Absorber.....	7.389	RING, Rear Axle U Joint.....	5.428
RETAINER, Side Roof Rail.....	10.721	RING, Rear Compartment Floor or Tail Gate.....	12.981
RETAINER, Spark Plug Wire.....	2.251	RING, Speedometer Driven Gear	4.338
RETAINER, Speedometer Driven Gear.....	4.338	RING, Starter Motor Thrust.....	2.063
RETAINER, Stabilizer Shaft.....	7.242	RING, Steering Pump	6.609
RETAINER, Stabilizer Link	7.245		

ALPHABETICAL INDEX

RING, Steering Pump Drive Shaft Outer Bearing Retainer.....	6.616
RING, Transmission Clutch	4.164
RING, Transmission Clutch	4.169
RING, Transmission Clutch	4.164
RING, Transmission Clutch	4.180
RING, Transmission Clutch	4.168
RING, Transmission Clutch	4.163
RING, Transmission Clutch	4.167
RING, Transmission Gearshift Shaft.....	4.027
RING, Transmission Gear Shifter.....	4.312
RING, Transmission Governor	4.256
RING, Transmission Housing	4.162
RING, Transmission Input.....	4.123
RING, Transmission Low Servo.....	4.228
RING, Transmission Mainshaft.....	4.172
RING, Transmission Main Drive Gear Bearing	4.376
RING, Transmission Oil	4.248
RING, Transmission Oil Pump	4.226
RING, Transmission Oil Pump	4.224
RING, Transmission Output Shaft or Carrier	4.176
RING, Transmission Output Shaft or Carrier	4.175
RING, Transmission Pressure Regulator and Oil Pump.....	4.216
RING, Transmission Rear Internal Gear	4.187
RING, Transmission Reverse Servo.....	4.241
RING, Transmission Rear Servo.....	4.242
RING, Transmission Reverse Idler Gear.....	4.435
RING, Transmission Rear Bearing and Mainshaft (Output Gear).....	4.412
RING, Transmission Servo & Accumulator.....	4.228
RING, Transmission Servo & Accumulator.....	4.229
RING, Transmission Shift Control Lever.....	4.027
RING, Transmission Stator	4.117
RING, Transmission Sun Gear	4.159
RING, Transmission Synchronizer	4.383
RING, Transmission Synchronizing.....	4.384
RING, Transmission Synchronizing.....	4.383
RING, Universal Joint Bearing and Flange	5.586
RING, Wheel Cover Appearance	5.871
RING, Wheel Cylinder.....	4.666
RING, Windshield Wiper Pump	10.153
RING, Windshield Wiper Motor Drive.....	10.151
RIVET, Bumper Energy Absorber	7.840
RIVET, Door Ventilator	10.669
RIVET, Folding Top	14.340
RIVET, Rear Compartment Floor or Tail Gate	12.981
RIVET, Transmission Pressure Regulator and Oil Pump	4.216
RIVET, Windshield Wiper Access	10.130
RIVET, Accelerator Pedal.....	3.431
ROD, Back Up Lamp	2.698
ROD, Brake Pedal Push.....	4.658
ROD, Bumper	7.836
ROD, Bumper Mounting	7.865
ROD, Carburetor	3.755
ROD, Carburetor and Fuel Injection Choke.....	3.752
ROD, Carburetor Air Cleaner.....	3.415
ROD, Carburetor Metering.....	3.806
ROD, Carburetor Pump Connector.....	3.843
ROD, Carburetor Throttle.....	3.762
ROD, Clutch Fork Release	0.787
ROD, Concealed Headlamp Control Opening Cover.....	2.765
ROD, Cruise Control	3.885
ROD, Door Inside Locking Rod	10.559
ROD, Engine Clutch Pedal Control.....	0.854
ROD, Engine Piston	0.603
ROD, Engine Valve Push	0.426
ROD, Folding Top	14.340
ROD, Front or Rear Door Inside Locking	10.563
ROD, Fuel Pump	3.935
ROD, Headlamp Dimmer	2.459
ROD, Headlamp Switch.....	2.486
ROD, Ignition Switch Warning, Lock or Headlamp	2.195
ROD, Outside Air	9.787
ROD, Power Brake Booster	4.924
ROD, Radiator to Grille.....	1.287
ROD, Radiator Support Mounting	1.274
ROD, Radio Antenna	9.647
ROD, Rear Axle Tie	5.415
ROD, Rear Compartment Lid or Tail Gate	12.187
ROD, Roof Panel.....	12.810

ROD, Steering Column.....	6.514
ROD, Steering Column Housing.....	6.500
ROD, Steering Relay.....	6.870
ROD, Throttle Control	3.430
ROD, Tie Rod	6.233
ROD, Transmission Control Safety.....	4.054
ROD, Transmission Control	4.035
ROD, Transmission Control Lever	4.006
ROD, Transmission Control	4.035
ROD, Transmission Gearshift Control (Hand)	4.006
ROD, Transmission Safety Starting Switch.....	4.054
ROD, Transmission Servo & Accumulator	4.228
ROD, Transmission Throttle Valve	4.050
ROD, Windshield Wiper Blade.....	10.147
ROD, Windshield Wiper Access	10.130
ROD, Windshield Wiper Control.....	10.163
ROLLER, Air Distributor.....	9.786
ROLLER, Door Window	10.728
ROLLER, Front Door Window Regulator.....	10.783
ROLLER KIT, Transmission Clutch.....	4.180
ROLLER, Transmission Clutch	4.167
ROLLER, Transmission Manual Detent.....	4.293
ROLLER, Transmission Planet Carrier.....	4.176
ROLLER, Transmission Clutch	4.180
ROLLER, Transmission Mainshaft.....	4.352
ROLLER, Transmission Mainshaft Front Pilot to Main Drive Gear	4.352
ROLLER, Transmission Reverse Idler Shaft.....	4.431
ROLLER, Transmission Countershaft Gear	4.422
ROLLER, Universal Joint Yoke Trunnion.....	5.566
ROTATOR, Engine Valve Spring.....	0.309
ROTOR, A.C. Compressor (Internal parts)(Radial)	9.172A
ROTOR, Distributor	2.382
ROTOR, Generator	2.279
RUN, Front Door Window Glass.....	10.701

S

SASH, Door Ventilator Glass (With Tee Shaft).....	10.655
SASH, Front Door Window.....	10.685
SCREEN, A.C. Compressor (Internal Parts)(Axial)	9.172
SCREEN, A.C. Refrigerant.....	9.195
SCREEN, Carburetor and Fuel Meter Fuel Inlet.....	3.740
SCREEN, Carburetor Air Cleaner.....	3.410
SCREEN, Instrument Panel Opening	10.256
SCREEN KIT, Transmission Oil Pan.....	4.197
SCREEN, Oil Pump.....	1.656
SCREEN, Rear Quarter Side Inner	12.941
SCREEN, Transmission Oil	4.248
SCREEN, Transmission Oil Pump Suction	4.197
SCREEN, Transmission Throttle Valve.....	4.265
SCREEN, Transmission Oil Pump	4.224
SCREW, A.C. Compressor.....	9.177
SCREW, A.C. Compressor Drive	9.180
SCREW, A.C. Compressor (Internal Parts)(Axial)	9.172
SCREW, A.C. Condenser.....	9.190
SCREW, A.C. Evaporator Expansion Valve.....	9.214
SCREW, A.C. Refrigerant	9.195
SCREW, Air Distributor	9.262
SCREW, Automatic Choke Control.....	3.750
SCREW, Back Up Lamp	2.698
SCREW, Battery Cable	2.343
SCREW, Battery Hold Down.....	2.334
SCREW, Brake Cylinder and Pedal Shaft.....	4.648
SCREW, Brake Main Cylinder.....	4.656
SCREW, Brake Shoe Adjusting	5.110
SCREW, Carburetor	3.755
SCREW, Carburetor (with Leather and Shaft).....	3.838
SCREW, Carburetor and Fuel Injection Idle Adjusting	3.822
SCREW, Carburetor and Fuel Injection Fast Idle	3.766
SCREW, Carburetor and Fuel Meter Intake (with Seat and Gasket).....	3.814
SCREW, Carburetor and Fuel Meter Fuel Inlet.....	3.740
SCREW, Carburetor and Fuel Injection Choke	3.752
SCREW, Carburetor and Fuel Injection Fast Idle Cam	3.767
SCREW, Carburetor Air	3.730
SCREW, Carburetor Body.....	3.741
SCREW, Carburetor Choke	3.751
SCREW, Carburetor Pump.....	3.841

ALPHABETICAL INDEX

SCREW, Carburetor Throttle Valve and Throttle Lever Adjusting	3.761	SCREW, Tail Lamp Mounting.....	2.688
SCREW, Concealed Headlamp Control Opening Cover.....	2.765	SCREW, Transmission Control Lever	4.012
SCREW, Concealed Headlamp Control Drive.....	2.760	SCREW, Transmission Front Servo.....	4.226
SCREW, Differential Carrier	5.506	SCREW, Transmission Governor	4.256
SCREW, Direction Signal Switch	2.906	SCREW, Transmission Oil Pump	4.226
SCREW, Direction Signal.....	2.895	SCREW, Transmission Oil	4.195
SCREW, Distributor	2.393	SCREW, Transmission Oil Pump	4.203
SCREW, Distributor	2.383	SCREW, Voltage.....	2.500
SCREW, Distributor	2.372	SCREW, Wheel Cover Appearance	5.871
SCREW, Distributor Cap Retaining.....	2.368	SCREW, Wheel Cylinder.....	4.668
SCREW, Door Handle Push Button	12.195	SCREW, Windshield Upper and Lower.....	12.807
SCREW, Door Lock	10.474	SCREW, Windshield Washer Pump	10.153
SCREW, Door Window Regulator.....	10.792	SCREW, Windshield Wiper Motor.....	10.150
SCREW, Emission Control System.....	3.671	SEAL, A.C. Compressor (Internal parts)(Radial)....	9.172A
SCREW, Engine Valve Adjusting	0.429	SEAL, A.C. Compressor	9.226
SCREW, Flywheel.....	0.679	SEAL, A.C. Compressor Shaft.....	9.175
SCREW, Folding and Hard Top	14.080	SEAL, A.C. Evaporator	9.211
SCREW, Folding Top	14.340	SEAL, Accelerator Cable	3.469
SCREW, Front Body Hinge Pillar	12.840	SEAL, Air Cleaner to Carburetor Mounting.....	3.406
SCREW, Front Fender	8.143	SEAL, Air Cleaner Air Intake	3.417
SCREW, Front Fender Name	8.147	SEAL, Air Distributor.....	9.786
SCREW, Front Seat Bottom Hinge.....	11.375	SEAL, Air Distributor.....	9.262
SCREW, Fuel or Air Meter.....	3.314	SEAL, Air Outlet.....	9.260
SCREW, Fuel Gage to Tank.....	3.112	SEALANT, Engine Coolant Outlet.....	1.154
SCREW, Fuel Meter.....	3.322	SEALANT, Engine Valve Rocker Arm Cover	0.423
SCREW, Fuel Pump Mounting	3.901	SEALANT, Manifold to Cylinder Head.....	3.270
SCREW, Fuel Tank Evaporation Control.....	3.130	SEAL, Brake Cylinder and Pedal Shaft.....	4.648
SCREW, Fuel Tank Filler	3.028	SEAL, Bumper to Body.....	7.833
SCREW, Fuel Tank Filler.....	3.003	SEALBEAM, Headlamp.....	2.727
SCREW, Fuel Tank Filler.....	12.945	SEAL, Carburetor and Fuel Injection Choke.....	3.752
SCREW, Generator.....	2.319	SEAL, Carburetor Air Cleaner and Silencer.....	3.403
SCREW, Generator Brush	2.291	SEAL, Distributor and Fuel Injector.....	2.363
SCREW, Generator Drive End.....	2.307	SEAL, Distributor Drive Shaft.....	2.375
SCREW, Generator Mounting(See Group 2.317 for Brace).....	2.277	SEAL, Door Outside Handle.....	10.529
SCREW, Hardtop.....	13.346	SEAL, Door Window Regulator.....	10.792
SCREW, Headlamp Control.....	2.775	SEAL, Drive Pinion.....	5.469
SCREW, Headlamp Mounting	2.729	SEAL, Engine Clutch Lever & Shaft.....	0.851
SCREW, Headlamp Retaining Ring.....	2.736	SEAL, Engine Clutch Pedal	0.829
SCREW, Hood Latch	8.080	SEAL, Engine Crankshaft Front	0.213
SCREW, Horn Button Blowing	2.819	SEAL, Engine Rear Main Bearing	0.137
SCREW, Ignition Coil Mounting	2.183	SEAL, Engine Valve	0.308
SCREW, Ignition Switch	2.188	SEAL, Folding Top Motor and Pump	14.482
SCREW, Ignition Switch Warning, Lock or Headlamp	2.195	SEAL, Front Door	10.470
SCREW, Instrument Cluster.....	9.743	SEAL, Front Door Wedge	10.584
SCREW, Instrument Panel Trim.....	10.252	SEAL, Front Door Window Glass Channel (Outer & Inner).....	10.710
SCREW, Instrument Panel Compartment Door	10.262	SEAL, Front Fender	8.154
SCREW, Instrument Panel Compartment Lamp.....	10.275	SEAL, Front Wheel Hub Bearing.....	6.326
SCREW, Luggage Carrier	12.815	SEAL, Fuel Injection.....	3.330
SCREW, Oil Filler Tube	1.750	SEAL, Fuel Meter	3.322
SCREW, Oil Pan.....	1.428	SEAL, Fuel Tank Filler Neck.....	3.008
SCREW, Oil Pan Drain.....	1.453	SEAL, Generator Slip Ring End Frame	2.298
SCREW, Parking Lamp	2.594	SEAL, Headlamp Control.....	2.775
SCREW, Pinion Shaft Lock.....	5.518	SEAL, Heater	8.845
SCREW, Radiator	1.270	SEAL, Heater Core	8.854
SCREW, Radiator Baffle and Shroud.....	1.276	SEAL, Hood Panel Ornamentation	8.055
SCREW, Radio Static Suppression.....	9.663	SEAL, Hydraulic Steering Cylinder Piston Rod.....	6.581
SCREW, Rear Axle or Final Drive Filler and Drain	5.400	SEAL, Ignition Coil Mounting	2.183
SCREW, Rear Axle Housing.....	5.398	SEAL, Instrument Cluster.....	9.749
SCREW, Rear Compartment Lid Lock	12.237	SEAL, Instrument Panel.....	10.230
SCREW, Rear End Belt or Panel.....	12.121	SEAL KIT, A.C. Compressor	9.170
SCREW, Rear License Lamp	2.708	SEAL KIT, Engine Valve	0.308
SCREW, Rear View Mirror	10.186	SEAL KIT, Rear Axle Shaft Bearing or Hub	5.822
SCREW, Rear Window Defogger	9.778	SEAL KIT, Steering Pump.....	6.609
SCREW, Rocker Panel Molding	8.309	SEAL KIT, Transmission Clutch	4.166
SCREW, Roof.....	12.952	SEAL KIT, Transmission Oil Pump	4.226
SCREW, Roof Drip	12.075	SEAL KIT, Transmission Oil Pump.....	4.203
SCREW, Roof Panel.....	12.810	SEAL KIT, Transmission Servo & Accumulator.....	4.229
SCREW, Roof Trim Headlining.....	14.640	SEAL, Lamp Monitor	2.584
SCREW, Seat Back Locking.....	11.390	SEAL, Oil Pan	1.429
SCREW, Stabilizer Shaft	7.242	SEAL, Parking Brake Cable.....	4.784
SCREW, Starter Motor.....	2.042	SEAL, Parking Brake Lever Housing	4.612
SCREW, Starter Motor Shoe.....	2.077	SEAL, Power Brake Booster	4.910
SCREW, Steering Column	6.518	SEAL, Power Brake Booster	4.918
SCREW, Steering Column Housing	6.500	SEAL, Power Brake Booster	4.924
SCREW, Steering Column	6.514	SEAL, Propeller Shaft Universal Joint Trunnion....	5.560
SCREW, Steering Column Attaching.....	6.760	SEAL, Radiator to Grille	1.287
SCREW, Steering Gear Ball Return Guide.....	6.843	SEAL, Radiator Support Mounting.....	1.274
SCREW, Steering Gear Shaft	6.525	SEAL, Rear Axle Shaft Bearing or Hub	5.822
SCREW, Suction Throttling (P.O.A.)	9.198	SEAL, Rear Axle U Joint.....	5.430
		SEAL, Rear Compartment Floor or Tail Gate.....	12.981
		SEAL, Rear Compartment Lid and Rear End Panel	12.182
		SEAL, Rear Compartment Lid or Tail Gate.....	12.269

ALPHABETICAL INDEX

SEAL, Rear Window Defogger.....	9.778	SENSOR, Carburetor Air Cleaner.....	3.415
SEAL, Roof Panel.....	12.810	SENSOR, Coolant Temperature (Engine Unit).....	1.150
SEAL RING, A.C. Evaporator Expansion Valve.....	9.214	SENSOR, Distributor.....	2.383
SEAL RING, A.C. Refrigerant (All Metal).....	9.220	SENSOR, Emission Control System.....	3.670
SEAL RING, A.C. Refrigerant.....	9.196	SENSOR, Oil Pressure or Temperature.....	1.800
SEAL RING KIT, A.C. Refrigerant.....	9.196	SENSOR, Speedometer to Instrument Panel.....	9.761
SEAL RING, Refrigerant Flow Sight.....	9.202	SENTINEL PKG, Twilight(Group 2.485).....	21.520
SEAL, Shroud and Dash and Vent Duct.....	12.804	SEPARATOR, Evaporation Emission System.....	3.120
SEAL, Speedometer Driven Gear.....	4.338	SERVO, Cruise Control.....	3.885
SEAL, Steering Column.....	6.758	SHACKLE KIT, Rear Spring.....	7.523
SEAL, Steering Column.....	6.519	SHAFT, A.C. Compressor.....	9.170
SEAL, Steering Connecting Rod.....	6.886	SHAFT, Air Distributor.....	9.786
SEAL, Steering Gear Hydraulic Valve.....	6.552	SHAFT, Brake Pedal.....	4.634
SEAL, Steering Gear Oil Hose.....	6.674	SHAFT, Carburetor and Fuel Injection Choke.....	3.752
SEAL, Steering Gear Oil Pressure Hose.....	6.673	SHAFT, Differential Side Pinion.....	5.517
SEAL, Steering Gear Pitman Shaft.....	6.855	SHAFT, Distributor.....	2.372
SEAL, Steering Gear Repair.....	6.507	SHAFT, Front Door Window Regulator.....	10.783
SEAL, Steering Gear Shaft.....	6.525	SHAFT, Fuel Injection Distributor.....	3.340
SEAL, Steering Idler.....	6.898	SHAFT, Ignition Switch Warning, Lock or Headlamp.....	2.195
SEAL, Steering Knuckle Upper and Lower Control Arm.....	6.166	SHAFT KIT, Oil Pump.....	1.639
SEAL, Steering Pump.....	6.635	SHAFT KIT, Transmission Parking Brake.....	4.294
SEAL, Steering Pump.....	6.609	SHAFT KIT, Transmission Input and Turbine Shaft.....	4.123
SEAL, Steering Pump Drive Shaft.....	6.617	SHAFT, Oil Pump.....	1.639
SEAL, Steering Tie Rod.....	6.242	SHAFT, Power Brake Booster.....	4.924
SEAL, Suction Throttling (P.O.A.).....	9.198	SHAFT, Propeller.....	5.544
SEAL, Transmission.....	4.115	SHAFT, Rear Axle.....	5.420
SEAL, Transmission Case.....	4.103	SHAFT, Rear Axle Control Arm.....	5.381
SEAL, Transmission Control Lever Trim.....	4.017	SHAFT, Rear Axle Universal Joint.....	5.425
SEAL, Transmission Control Lever.....	4.015	SHAFT, Rear Compartment Lid Lock Cylinder.....	12.252
SEAL, Transmission Converter.....	4.115	SHAFT, Speedometer to Instrument Panel.....	9.761
SEAL, Transmission Control Lever.....	4.015	SHAFT, Stabilizer.....	7.241
SEAL, Transmission Detent Control.....	4.050	SHAFT, Starter Motor Drive Shift.....	2.108
SEAL, Transmission Extension.....	4.318	SHAFT, Steering Column.....	6.524
SEAL, Transmission Front Servo.....	4.226	SHAFT, Steering Knuckle Lower Control Arm.....	6.169
SEAL, Transmission Gearshift.....	4.107	SHAFT, Steering Pump.....	6.614
SEAL, Transmission Gearshift Shaft.....	4.027	SHAFT, Tachometer.....	9.750
SEAL, Transmission Governor.....	4.256	SHAFT, Transmission Countergear.....	4.428
SEAL, Transmission Hand Lever (Floor Mounted).....	4.015	SHAFT, Transmission Gearshift Control Shifter.....	4.025
SEAL, Transmission Internal Selector Shaft.....	4.313	SHAFT, Transmission Gearshift.....	4.309
SEAL, Transmission Internal Shift.....	4.302	SHAFT, Transmission Internal Shift.....	4.302
SEAL, Transmission Input and Turbine Shaft.....	4.123	SHAFT, Transmission Input and Turbine Shaft.....	4.123
SEAL, Transmission Main Drive Gear Bearing.....	4.354	SHAFT, Transmission Mainshaft.....	4.172
SEAL, Transmission Manual Shaft.....	4.282	SHAFT, Transmission Main Drive (Output).....	4.403
SEAL, Transmission Oil Pump.....	4.226	SHAFT, Transmission Output Shaft or Carrier.....	4.175
SEAL, Transmission Oil Pan.....	4.197	SHAFT, Transmission Parking Brake.....	4.294
SEAL, Transmission Oil Filler.....	4.133	SHAFT, Transmission Reverse Idler.....	4.433
SEAL, Transmission Oil Pump.....	4.203	SHAFT, Transmission Reverse Idler.....	4.433
SEAL, Transmission Oil Filler.....	4.133	SHAFT, Transmission Shifter Shaft.....	4.309
SEAL, Transmission Output Shaft or Carrier.....	4.176	SHAFT, Transmission Shift Control.....	4.025
SEAL, Transmission Park Lock.....	4.220	SHAFT, Transmission Sun Gear and Shaft.....	4.161
SEAL, Transmission Rear Servo.....	4.242	SHAFT, Transmission Throttle Valve.....	4.050
SEAL, Transmission Rear Bearing Retainer.....	4.318	SHAFT, Transmission Throttle Valve.....	4.275
SEAL, Transmission Servo & Accumulator.....	4.229	SHAFT, Upper Control Arm Shaft.....	6.164
SEAL, Transmission Servo & Accumulator.....	4.228	SHAFT, Valve Rocker Arm.....	0.353
SEAL, Transmission Servo.....	4.212	SHAFT, Windshield Wiper Motor Drive.....	10.151
SEAL, Transmission Shift Control Shaft.....	4.027	SHELF, Instrument Panel.....	14.655
SEAL, Transmission Solenoid.....	4.122	SHELL, A.C. Compressor.....	9.170
SEAL, Transmission Throttle Valve.....	4.278	SHELL, A.C. Refrigerant.....	9.195
SEAL, Transmission Throttle Valve.....	4.275	SHELL KIT, A.C. Refrigerant.....	9.195
SEAL, Transmission Vacuum.....	4.205	SHELL, Power Brake Booster.....	4.906
SEAL, Wheel Brake.....	4.667	SHELL, Transmission Output Shaft or Carrier.....	4.175
SEAL, Wiring and Pipes.....	9.775	SHIELD, Back Up Lamp.....	2.698
SEAT, A.C. Compressor (Internal Parts)(Axial).....	9.172	SHIELD, Back Window Gutter.....	10.997
SEAT, Engine Clutch Lever & Shaft.....	0.851	SHIELD, Brake Flange Plate.....	5.002
SEAT, Folding Top Compartment Lid.....	12.242	SHIELD, Catalytic Converter.....	3.690
SEAT, Hood Latch.....	8.085	SHIELD, Chassis Wiring Harness.....	2.559
SEAT, Hydraulic Steering Cylinder Piston Rod.....	6.581	SHIELD, Direction Signal Switch.....	2.906
SEAT, Hydraulic Steering Adapter.....	6.560	SHIELD, Distributor.....	2.383
SEAT, Intake Manifold Vacuum.....	3.278	SHIELD, Door Lock Remote Control.....	10.500
SEAT, Rear Compartment Lid Lock.....	12.237	SHIELD, Engine Fuel Intake Manifold.....	3.265
SEAT, Steering Column.....	6.521	SHIELD, Engine Mounting.....	0.029
SEAT, Steering Connecting Rod.....	6.874	SHIELD, Engine Valve.....	0.308
SEAT, Steering Gear Oil Pressure Hose.....	6.673	SHIELD, Exhaust Manifold Heater.....	3.602
SEAT, Transmission Clutch.....	4.164	SHIELD, Exhaust Tail Pipe.....	3.705
SEAT, Transmission Pressure Regulator and Oil Pump.....	4.216	SHIELD, Floor Pan.....	12.980
SEAT, Transmission Servo & Accumulator.....	4.233	SHIELD, Front Door.....	10.470
SECTOR, Ignition Switch Warning, Lock or Headlamp.....	2.195	SHIELD, Front Fender.....	8.153
SECTOR KIT, Ignition Switch Warning, Lock or Headlamp.....	2.195	SHIELD, Fuel Line.....	3.163
SENDER, Coolant Temperature (Engine Unit).....	1.150	SHIELD, Headlamp.....	7.226
SENDER, Oil Pressure or Temperature.....	1.800	SHIELD, Ignition Switch Warning, Lock or Headlamp.....	2.195
		SHIELD, Instrument Cluster.....	9.748

ALPHABETICAL INDEX

SHIELD, Instrument Panel Compartment Lamp	10.275	SOCKET, Instrument Cluster Warning.....	9.765
SHIELD KIT, Distributor.....	2.393	SOCKET, Instrument Panel Compartment Lamp...	10.275
SHIELD, Radiator to Grille.....	1.287	SOCKET, Luggage Compartment	9.988
SHIELD, Radio & Antenna Control.....	9.649	SOCKET, Parking Lamp.....	2.596
SHIELD, Radio Static Suppression	9.663	SOCKET, Rear License Lamp.....	2.714
SHIELD, Rear Axle Universal Joint	5.425	SOCKET, Side Marker and Hazard Flasher.....	2.575
SHIELD, Rear Compartment Floor or Tail Gate	12.981	SOCKET, Tail Lamp.....	2.694
SHIELD, Rear Wheel Bearing Dust.....	5.815	SOCKET, Tie Rod	6.233
SHIELD, Rear Window Defogger.....	9.778	SOLENOID, Carburetor Idle	3.440
SHIELD, Side Marker and Hazard Flasher.....	2.575	SOLENOID, Carburetor Air Cleaner.....	3.415
SHIELD, Spark Plug Wire	2.251	SOLENOID, Early Fuel Evaporation Control.....	3.140
SHIELD, Starter Solenoid.....	2.104	SOLENOID, Emission Control System.....	3.670
SHIELD, Steering Column.....	6.514	SOLENOID, Engine and Transmission Controlled Spark	2.408
SHIELD, Transmission Safety Starting Switch.....	4.054	SOLENOID, Fuel or Air Meter.....	3.314
SHIELD, Wheelhouse.....	12.944	SOLENOID, Transmission Smog Control	4.075
SHIELD, Windshield Wiper Motor Drive.....	10.151	SOLENOID, Transmission Solenoid	4.122
SHIM, A.C. Compressor Mounting	9.171	SOLENOID VALVE, Windshield Wiper Access	10.130
SHIM, Body to Frame Bolt	9.023	SPACER, A.C. Compressor Pulley	9.181
SHIM, Bumper Energy Absorber	7.840	SPACER, A.C. Compressor Mounting.....	9.171
SHIM, Bumper Mounting.....	7.865	SPACER, A.C. Evaporator Blower.....	9.215
SHIM, Differential Clutch.....	5.511	SPACER, Air Distributor	9.262
SHIM, Distributor Shaft Thrust and Gear	2.379	SPACER, Air Distributor	9.786
SHIM, Engine Mounting	0.002	SPACER, Air Injection Reactor Pump	3.655
SHIM, Engine Valve	0.303	SPACER, Air Injection Reactor Pump	3.650
SHIM, Folding Top.....	14.340	SPACER, Air Injection Reactor and Exhaust Gas Recirculation	3.680
SHIM, Front Door Upper Hinge	10.450	SPACER, Back Window	11.204
SHIM, Hood Hinge.....	8.016	SPACER, Battery.....	2.333
SHIM, King Pin Thrust Bearing.....	6.214	SPACER, Body to Frame Bolt.....	9.023
SHIM KIT, Differential Bearing Adjusting	5.537	SPACER, Brake Pedal	4.626
SHIM KIT, Engine Main Bearing Cap	0.153	SPACER, Bumper Energy Absorber.....	7.840
SHIM KIT, Pinion Shaft Bearing.....	5.460	SPACER, Carburetor and Fuel Meter Fuel Inlet....	3.740
SHIM KIT, Steering Gear Lash Adjuster	6.828	SPACER, Concealed Headlamp Opening Cover....	2.770
SHIM, Radiator.....	1.270	SPACER, Differential Bearing Adjusting.....	5.537
SHIM, Rear Axle Control Arm.....	5.380	SPACER, Direction Signal.....	2.895
SHIM, Rear Compartment Lid and End Gate.....	12.184	SPACER, Distributor and Fuel Injector.....	2.363
SHIM, Rear View Mirror.....	10.186	SPACER, Door Weatherstrip.....	10.695
SHIM, Rear Wheel	5.855	SPACER, Early Fuel Evaporation	3.145
SHIM, Roof Panel.....	12.810	SPACER, Emission Control System.....	3.671
SHIM, Seat Back	11.381	SPACER, Engine Cooling.....	1.064
SHIM, Seat Back Locking.....	11.390	SPACER, Engine Fan Coolant.....	1.060
SHIM, Starter Motor	2.042	SPACER, Exhaust	3.609
SHIM, Steering Knuckle Upper Control Arm.....	6.178	SPACER, Front Seat Back Panel	11.368
SHIM, Warning	2.810	SPACER, Fuel Line.....	3.163
SHIM, Windshield Wiper Access	10.130	SPACER, Generator	2.317
SHOE KIT, Brake w/Facing	5.017	SPACER, Generator Mounting(See Group 2.317 for Brace).....	2.277
SHOE, Steering Column	6.514	SPACER, Hardtop.....	13.346
SHROUD, Radiator Fan	1.277	SPACER, Heater.....	8.846
SHROUD, Steering Column	6.518	SPACER, Hydraulic Steering Valve.....	6.554
SHROUD, Transmission Control Lever.....	4.010	SPACER, Hydraulic Steering Cylinder Piston Rod	6.581
SIGHT GLASS KIT, Refrigerant Flow Sight.....	9.202	SPACER, Parking Brake	4.790
SILENCER, Power Brake Booster	4.913	SPACER, Pinion Shaft Bearing.....	5.453
SILL, Door Opening Rocker.....	12.934	SPACER, Radiator Grille and Front End Panel.....	1.267
SKIRT, Front Fender.....	8.153	SPACER, Radio & Antenna Control	9.649
SLEEVE, A.C. Compressor (Internal Parts)(Axial)..	9.172	SPACER, Radio Antenna	9.647
SLEEVE, Air Injection Reactor Pump	3.655	SPACER, Rear Axle Shaft Bearing	5.816
SLEEVE, Carburetor Throttle Control.....	3.425	SPACER, Rear Compartment Lid Lock.....	12.237
SLEEVE, Clock	9.772	SPACER, Rear Compartment Lid or Tail Gate.....	12.269
SLEEVE, Concealed Headlamp Control Opening Cover.....	2.765	SPACER, Rear Compartment Lid and End Gate....	12.184
SLEEVE, Distributor Breaker.....	2.385	SPACER, Rear Spring.....	7.535
SLEEVE, Hydraulic Steering Adapter.....	6.560	SPACER, Rear Spring and Shock Absorber Anchor.....	7.518
SLEEVE, Instrument Cluster.....	9.748	SPACER, Rear Window Defogger	9.778
SLEEVE, Intake & Exhaust Manifold	3.273	SPACER, Seat Belt.....	14.875
SLEEVE KIT, A.C. Condenser.....	9.190	SPACER, Stabilizer.....	7.240
SLEEVE KIT, Fuel Meter	3.322	SPACER, Starter Motor	2.042
SLEEVE KIT, Steering Tie Rod Adjuster	6.232	SPACER, Steering Column	6.514
SLEEVE KIT, Transmission Control Rod To Lever	4.037	SPACER, Steering Idler Lever.....	6.897
SLEEVE, Luggage Carrier.....	12.815	SPACER, Steering Knuckle Control Arm.....	6.176
SLEEVE, Oil Pump.....	1.639	SPACER, Steering Pump Mounting	6.606
SLEEVE, Roof Panel	12.810	SPACER, Transmission Pressure Regulator and Oil Pump.....	4.216
SLEEVE, Speedometer Driven Gear.....	4.338	SPACER, Transmission Oil Pump.....	4.226
SLEEVE, Speedometer Driven Gear	4.338	SPACER, Transmission Counter Gear	4.423
SLEEVE, Transmission Oil Pump	4.224	SPACER, Transmission Housing	4.162
SLEEVE, Transmission Gearshift	4.307	SPACER, Transmission Mount and Support	4.085
SLEEVE, Transmission First And Reverse Gear Thrust	4.419	SPACER, Transmission Mainshaft Bearing.....	4.353
SLIDE BLOCK, Front Seat Adjuster.....	11.561	SPACER, Transmission Mainshaft Front Pilot to Main Drive Gear	4.353
SLINGER, Drive Pinion Rear.....	5.484	SPACER, Universal Joint Yoke Trunnion	5.566
SLINGER, Generator Drive End	2.307	SPACER, Windshield Glass	10.027
SLINGER, Transmission Main Drive Gear Bearing.....	4.374		
SOCKET, Back Up Lamp.....	2.697		
SOCKET, Brake Shoe Adjusting Screw.....	5.111		
SOCKET, Instrument Cluster.....	9.744		

ALPHABETICAL INDEX

SPACER, Windshield Reveal.....	10.096	SPRING, Power Brake Booster.....	4.924
SPEAKER, Radio.....	9.650	SPRING, Rear Chassis.....	7.503
SPEAKER, Radio Auxiliary Speakers.....	9.665	SPRING, Rear Compartment or Tail Gate.....	12.249
SPHERE, Steering Column.....	6.514	SPRING, Rear View Mirror.....	10.186
SPINDLE, Rear Wheel.....	5.806	SPRING, Seat Back Locking.....	11.390
SPLITTER BOX, Radio Antenna.....	9.647	SPRING, Side Marker and Hazard Flasher.....	2.575
SPRAG, Transmission Clutch.....	4.167	SPRING, Starter Drive.....	2.087
SPRAG, Transmission Clutch.....	4.180	SPRING, Starter Motor Brush.....	2.053
SPRING, Accelerator Return Spring.....	3.459	SPRING, Starter Motor Drive Shift.....	2.108
SPRING, Air Distributor.....	9.786	SPRING, Steering Column.....	6.514
SPRING, Auto Jack.....	8.820	SPRING, Steering Column.....	6.521
SPRING, Brake Drum.....	5.810	SPRING, Steering Column Housing.....	6.500
SPRING, Brake Hose or Pipe.....	4.681	SPRING, Steering Connecting Rod.....	6.876
SPRING, Brake Pedal Pull Back.....	4.639	SPRING, Steering Gear Shaft.....	6.525
SPRING, Brake Pull Back.....	4.760	SPRING, Steering Gear Hydraulic Valve.....	6.552
SPRING, Brake Shoe.....	5.026	SPRING, Steering Pump.....	6.612
SPRING, Brake Shoe Automatic Adjusting Lever.....	5.107	SPRING, Sunshade.....	10.219
SPRING, Carburetor (with Leather and Shaft).....	3.838	SPRINGS, Front Chassis.....	7.412
SPRING, Carburetor and Fuel Injection Fast Idle.....	3.766	SPRINGS, Rear Chassis.....	7.503
SPRING, Carburetor and Fuel Injection Idle		SPRING, Transmission Throttle Valve.....	4.275
Adjusting Screw.....	3.823	SPRING, Transmission Servo & Accumulator.....	4.233
SPRING, Carburetor and Fuel Meter Float Lever.....	3.747	SPRING, Transmission Clutch.....	4.180
SPRING, Carburetor and Fuel Meter Fuel Inlet.....	3.740	SPRING, Transmission Control Lever.....	4.027
SPRING, Carburetor Air Valve.....	3.757	SPRING, Transmission Vacuum.....	4.205
SPRING, Carburetor Diaphragm Return.....	3.763	SPRING, Transmission Front Servo.....	4.233
SPRING, Carburetor Metering Rod.....	3.810	SPRING, Transmission Clutch.....	4.164
SPRING, Carburetor Power Piston.....	3.859	SPRING, Transmission Parking Brake.....	4.295
SPRING, Carburetor Pump.....	3.841	SPRING, Transmission Main Valve.....	4.216
SPRING, Carburetor Throttle Valve and Throttle		SPRING, Transmission Throttle Valve Control.....	4.052
Lever Adjusting.....	3.761	SPRING, Transmission Pressure Regulator and	
SPRING, Clutch and Brake Pedal Shaft.....	0.837	Oil Pump.....	4.216
SPRING, Clutch Pressure.....	0.865	SPRING, Transmission Rear Servo.....	4.246
SPRING, Clutch Pressure Lever Retainer.....	0.878	SPRING, Transmission Oil Pump.....	4.226
SPRING, Concealed Headlamp Control Drive.....	2.760	SPRING, Transmission Gearshift Rod.....	4.037
SPRING, Concealed Headlamp Control Opening		SPRING, Transmission Gearshift Control Hand	
Cover.....	2.765	Lever.....	4.008
SPRING CLIP, A.C. Vacuum & Temperature.....	9.281	SPRING, Transmission Control Rod To Lever.....	4.037
SPRING CLIP, Concealed Headlamp Control		SPRING, Transmission Synchronizing.....	4.413
Opening Cover.....	2.765	SPRING, Transmission Clutch.....	4.163
SPRING CLIP, Cruise Control.....	3.885	SPRING, Transmission Synchronizing.....	4.413
SPRING CLIP, Speedometer to Instrument Panel.....	9.761	SPRING, Transmission First And Reverse Gear	
SPRING CLIP, Windshield Washer.....	10.155	Thrust.....	4.419
SPRING, Differential Clutch.....	5.511	SPRING, Transmission Clutch.....	4.164
SPRING, Direction Signal Switch Cancelling.....	2.896	SPRING, Transmission Control.....	4.008
SPRING, Distributor Breaker.....	2.385	SPRING, Transmission Shift Control Cable.....	4.047
SPRING, Distributor Weight.....	2.389	SPRING, Transmission Gearshift Shaft.....	4.027
SPRING, Door Lock Cylinder.....	10.553	SPRING, Transmission Shift Shaft Detent.....	4.311
SPRING, Door Lock Inside.....	10.512	SPRING, Transmission Rear Bearing and	
SPRING, Door Outside Handle.....	10.529	Mainshaft.....	4.412
SPRING, Engine Clutch.....	0.864	SPRING, Transmission Control Lever.....	4.008
SPRING, Engine Clutch Fork.....	0.844	SPRING, Transmission Control Rod.....	4.037
SPRING, Engine Clutch Lever & Shaft.....	0.851	SPRING, Transmission Clutch.....	4.167
SPRING, Engine Clutch Release Fork.....	0.796	SPRING, Transmission Shift Control Lever.....	4.027
SPRING, Engine Valve.....	0.303	SPRING, Transmission Shift Shaft Detent.....	4.311
SPRING, Folding and Hard Top.....	14.080	SPRING, Wheel Cylinder.....	4.669
SPRING, Folding Top Compartment.....	12.170	SPRING, Windshield Wiper Motor.....	10.150
SPRING, Folding Top Compartment Lid.....	12.242	SPRING, Windshield Wiper Motor Drive.....	10.151
SPRING, Front Chassis.....	7.412	SPRING WASHER, Windshield Wiper Access.....	10.130
SPRING, Front Seat Adjuster.....	11.561	SPROCKET, Engine Camshaft.....	0.736
SPRING, Front Seat Manual Adjuster.....	11.581	SPROCKET, Engine Crankshaft.....	0.728
SPRING, Fuel Tank Evaporation Control.....	3.130	STARSTROBE PKG, Distress Signal Light(Group	
SPRING, Fuel Tank Filler.....	12.945	2.575).....	21.540
SPRING, Generator.....	2.319	STATOR, Generator Field.....	2.310
SPRING, Generator Brush.....	2.286	STEM, Tire Valve And Cover Lock.....	5.875
SPRING, Headlamp Adjuster.....	2.737	STOP, Concealed Headlamp Control Opening	
SPRING, Headlamp Dimmer.....	2.459	Cover.....	2.765
SPRING, Heat Valve Actuator.....	3.641	STOP, Door Window.....	10.716
SPRING, Hood Latch.....	8.085	STOP, Folding Top.....	14.340
SPRING, Hood Latch.....	8.083	STOP, Headlamp Control.....	2.775
SPRING, Horn Button Blowing.....	2.819	STOP, Transmission Pressure Regulator and Oil	
SPRING, Hydraulic Steering Cylinder Piston Rod.....	6.581	Pump.....	4.216
SPRING, Hydraulic Steering Adapter.....	6.560	STOVE, Air Cleaner Air Intake.....	3.417
SPRING, Ignition Switch Warning, Lock or		STRAINER, Fuel Tank Gage.....	3.110
Headlamp.....	2.195	STRAP, A.C. Compressor.....	9.242
SPRING, Instrument Cluster Warning.....	9.765	STRAP, Battery(Negative).....	2.341
SPRING, Instrument Panel.....	14.655	STRAP, Chassis Wiring Harness.....	2.559
SPRING, Instrument Panel Ash Tray.....	12.009	STRAP, Distributor.....	2.400
SPRING KIT, Brake Shoe.....	5.026	STRAP, Distributor.....	2.383
SPRING KIT, Engine Valve.....	0.303	STRAP, Engine Cooling.....	1.219
SPRING KIT, Windshield Washer Pump.....	10.153	STRAP, Exhaust Manifold Heater.....	3.602
SPRING, Oil Pressure Regulator.....	1.609	STRAP, Fuel Tank Mounting.....	3.022
SPRING, Parking Brake Lever.....	5.151	STRAP, Headlamp.....	2.485
SPRING, Parking Brake Lever.....	4.597	STRAP, Heater Core.....	8.854
SPRING, Plenum Air.....	9.789	STRAP, Luggage Carrier.....	12.815

ALPHABETICAL INDEX

STRAP, Plenum Air.....	9.789	SUPPORT, Concealed Headlamp Control	
STRAP, Radio Static Suppression.....	9.663	Opening Cover.....	2.765
STRAP, Rear Axle Rebound.....	5.390	SUPPORT, Direction Signal Switch.....	2.906
STRAP, Rear Compartment Floor or Tail Gate.....	12.981	SUPPORT, Floor Console.....	10.240
STRAP, Roof Panel.....	12.810	SUPPORT, Front Body Hinge Pillar.....	12.840
STRAP, Spare Wheel.....	7.629	SUPPORT, Fuel Tank Evaporation Control.....	3.130
STRIKER, Door Lock.....	10.569	SUPPORT, Fuel Tank Stone Shield.....	3.015
STRIKER, Folding Top Roof Rail.....	14.090	SUPPORT, Generator Mounting(See Group	
STRIKER, Hood Latch.....	8.080	2.317 for Brace).....	2.277
STRIKER, Instrument Panel Compartment Door...	10.268	SUPPORT, Hood Panel.....	8.015
STRIKER, Rear Compartment Lid Lock.....	12.237	SUPPORT, Horn Button Blowing.....	2.819
STRIKER, Rear Compartment Floor or Tail Gate..	12.981	SUPPORT, Inside Rear View Mirror.....	10.187
STRIKER, Rear View Mirror.....	10.186	SUPPORT, Instrument Panel Compartment Lamp	10.275
STRIKER, Stop lamp.....	2.447	SUPPORT KIT, Concealed Headlamp Control	
STRIP, Bumper Energy Absorber.....	7.840	Opening Cover.....	2.765
STRIP, Bumper Face.....	7.831	SUPPORT, Parking Lamp.....	2.587
STRIPE, Bumper.....	7.832	SUPPORT, Power Brake Booster.....	4.930
STRIPE, Front Door.....	12.112	SUPPORT, Radiator.....	1.270
STRIPE, Front Fender and Body Ornamentation..	8.132	SUPPORT, Radiator Fan.....	1.277
STRIPE, Hood Panel Ornamentation.....	8.055	SUPPORT, Radiator Grille and Front End Panel...	1.267
STRIPE, Inside Rear View.....	10.185	SUPPORT, Radio Static Suppression.....	9.663
STRIPE, Rear Compartment Lid and Rear End		SUPPORT, Rear Axle Control Arm.....	5.380
Panel.....	12.182	SUPPORT, Rear Axle Tie Rod.....	5.418
STRIPE, Rear Quarter Ornamentation.....	12.116	SUPPORT, Rear Body Lock Pillar.....	12.942
STRIPE, Roof Panel.....	12.812	SUPPORT, Rear Compartment Floor or Tail Gate	12.981
STRIP, Front Body Hinge Pillar.....	12.840	SUPPORT, Roof Panel.....	12.810
STRIP, Rear Body Lock Pillar.....	12.942	SUPPORT, Shroud and Dash and Vent Duct.....	12.804
STRIP, Rear Compartment Floor or Tail Gate.....	12.981	SUPPORT, Spare Wheel.....	7.629
STRIP, Roof Panel.....	12.810	SUPPORT, Spark Plug Wire.....	2.251
STRIP, Windshield Glass.....	10.092	SUPPORT, Starter Motor Brush.....	2.052
STRUT, Clutch Release Lever.....	0.875	SUPPORT, Steering Column Attaching.....	6.760
STRUT, Parking Brake Lever.....	5.150	SUPPORT, Steering Column.....	6.518
STRUT, Rear Axle Tie.....	5.415	SUPPORT, Sunshade.....	10.219
STUD, Accelerator Pedal.....	3.452	SUPPORT, Transmission Housing.....	4.162
STUD, Accelerator Return Spring.....	3.459	SUPPORT, Transmission Control Lever.....	4.010
STUD, Air Cleaner Air Intake.....	3.417	SUPPORT, Transmission Output Shaft or Carrier	4.175
STUD, Air Distributor.....	9.786	SUPPORT, Transmission Control Lever.....	4.010
STUD, Battery Hold Down.....	2.334	SUPPORT, Transmission Control Valve.....	4.265
STUD, Carburetor to Manifold.....	3.288	SUPPORT, Valve Rocker Arm Shaft.....	0.349
STUD, Carburetor to Manifold.....	3.726	SWITCH, A.C. Compressor (Internal Parts)(Axial)	9.172
STUD, Carburetor Air Cleaner and Silencer.....	3.403	SWITCH, A.C. Control Vacuum.....	9.280
STUD, Carburetor Throttle Control.....	3.425	SWITCH, A.C. Electric Control.....	9.275
STUD, Concealed Headlamp Control Opening		SWITCH, Back Up Lamp.....	2.698
Cover.....	2.765	SWITCH, Body Wiring.....	13.095
STUD, Cruise Control.....	3.880	SWITCH, Brake Pressure Regulator.....	4.690
STUD, Emission Control System.....	3.671	SWITCH, Concealed Headlamp Motor.....	2.755
STUD, Engine Air Cool Fan.....	1.050	SWITCH, Coolant Temperature (Engine Unit).....	1.150
STUD, Engine Clutch Lever & Shaft.....	0.851	SWITCH, Courtesy Lamp.....	11.950
STUD, Engine Clutch Release Fork.....	0.796	SWITCH, Direction Signal.....	2.895
STUD, Engine Coolant.....	1.153	SWITCH, Distributor Vacuum.....	2.410
STUD, Engine Coolant Pump.....	1.073	SWITCH, Door Electric and Vacuum Locks.....	10.485
STUD, Engine Cylinder Head.....	0.293	SWITCH, Door Window.....	10.777
STUD, Engine Fan Coolant.....	1.060	SWITCH, Early Fuel Evaporation Control.....	3.140
STUD, Engine Main Bearing Cap.....	0.056	SWITCH, Emission Control System.....	3.670
STUD, Engine Oil Pump.....	1.652	SWITCH, Engine and Transmission Controlled	
STUD, Engine Valve Adjusting.....	0.429	Spark.....	2.408
STUD, Engine Valve Rocker Arm Cover.....	0.413	SWITCH, Engine Air Cooling(Electrical).....	1.055
STUD, Exhaust Pipe.....	3.613	SWITCH, Exhaust Manifold Heat Valve.....	3.640
STUD, Flywheel.....	0.679	SWITCH, Headlamp.....	2.485
STUD, Folding and Hard Top.....	14.080	SWITCH, Headlamp Dimmer.....	2.459
STUD, Fuel Pump Mounting.....	3.901	SWITCH, Heater Control.....	8.852
STUD, Hardtop.....	13.346	SWITCH, Ignition Switch.....	2.188
STUD, Hydraulic Steering Cylinder Piston Rod...	6.581	SWITCH, Ignition Switch Warning, Lock or	
STUD, Ignition Switch.....	2.188	Headlamp.....	2.195
STUD, Intake & Exhaust Manifold.....	3.275	SWITCH, Instrument Panel Compartment Lamp..	10.275
STUD, Intake Manifold Vacuum.....	3.278	SWITCH KIT, A.C. Compressor (Internal	
STUD, Oil Pan.....	1.428	Parts)(Axial).....	9.172
STUD, Rear Compartment Lid or Tail Gate.....	12.187	SWITCH KIT, A.C. Compressor (Internal	
STUD, Starter Motor Drive Shift.....	2.108	parts)(Radial).....	9.172A
STUD, Starter Motor Switch.....	2.102	SWITCH KIT, Ignition Switch Warning, Lock or	
STUD, Steering Connecting Rod.....	6.874	Headlamp.....	2.195
STUD, Steering Pump Mounting.....	6.606	SWITCH, Oil Pressure or Temperature.....	1.800
STUD, Throttle Control Lever.....	3.463	SWITCH, Parking Brake Alarm.....	4.589
STUD, Transmission Throttle Valve Control.....	4.052	SWITCH, Rear View Mirror.....	10.186
STUD, Windshield Wiper Access.....	10.130	SWITCH, Rear Window Defogger.....	9.778
SUB BODY, Headlamp.....	2.726	SWITCH, Seat Adjuster.....	11.558
SUNSHADE, Windshield Sunshade.....	10.203	SWITCH, Side Marker and Hazard Flasher.....	2.575
SUPPORT, A.C. Compressor Mounting.....	9.171	SWITCH, Starter Motor.....	2.100
SUPPORT, Accelerator Pedal Lever.....	3.454	SWITCH, Stop lamp.....	2.447
SUPPORT, Body Rear End(Plastic Laminated).....	12.986	SWITCH, Transmission Control Safety.....	4.054
SUPPORT, Brake Flange.....	5.001	SWITCH, Transmission Vacuum.....	4.205
SUPPORT, Bumper.....	7.836	SWITCH, Transmission Control Valve.....	4.265
SUPPORT, Bumper Energy Absorber.....	7.840	SWITCH, Transmission Safety Starting Switch....	4.054
SUPPORT, Catalytic Converter.....	3.690		

ALPHABETICAL INDEX

SWITCH, Transmission Smog Control.....	4.075
SWITCH, Transmission Control.....	4.057
SWITCH, Transmission Safety Starting Switch.....	4.054
SWITCH, Transmission Control Spark.....	4.075
SWITCH, Windshield Wiper Motor.....	10.150
SWITCH, Windshield Wiper Control.....	10.163
SWIVEL, Carburetor Throttle Control.....	3.425
SWIVEL, Clutch Fork Release.....	0.787
SWIVEL, Transmission Throttle Valve Control.....	4.052
SWIVEL, Transmission Control Safety.....	4.054
SWIVEL, Transmission Throttle Valve Control.....	4.052
SWIVEL, Transmission Safety Starting Switch.....	4.054
SWIVEL, Transmission Control Rod To Lever.....	4.037
SWIVEL, Transmission Throttle Valve Control.....	4.052
SYNCHRONIZER, Transmission Synchronizing.....	4.380

T

TACHOMETER, Tachometer.....	9.750
TANK, Concealed Headlamp Control Drive.....	2.760
TANK, Engine Coolant Recovery.....	1.240
TANK, Engine Cooling.....	1.219
TANK, Fuel.....	3.001
TAPE, Back Window Glass.....	11.207
TAPE, Bumper.....	7.832
TAPE, Front Fender and Body Ornamentation.....	8.132
TEE, A.C. Vacuum & Temperature.....	9.281
TEE, Air Injection Reactor and Exhaust Gas Recirculation.....	3.680
TEE, Auto Shock Absorber.....	7.447
TEE, Concealed Headlamp Control Drive.....	2.760
TEE, Crankcase.....	1.745
TEE, Distributor Vacuum.....	2.420
TEE, Fuel Line.....	3.163
TEE, Fuel Tank Evaporation Control.....	3.130
TEE, Intake Manifold Vacuum.....	3.278
TEE, Power Brake Booster.....	4.931
TEE, Transmission Vacuum.....	4.205
TEE, Windshield Washer.....	10.155
TERMINAL BLOCK, Distributor.....	2.383
TERMINAL, Chassis Electrical.....	2.530
TERMINAL, Concealed Headlamp Control Opening Cover.....	2.765
TERMINAL, Heater Blower Motor.....	8.855
TERMINAL, Instrument Panel Gage.....	9.735
TERMINAL KIT, Generator.....	2.313
THERMOSTAT, Automatic Choke Control.....	3.750
THERMOSTAT, Engine Coolant Temperature.....	1.246
THERMOSTAT, Exhaust Manifold Heat Valve.....	3.640
TIMER, Courtesy Lamp.....	11.935
TIMER, Instrument Cluster Warning.....	9.765
TOOL, Wheel and Jack Wrench.....	8.821
TOP, Folding.....	13.34601
TRANSCIEVER, Radio.....	9.650
TRANSDUCER, Cruise Control.....	3.885
TRANSDUCER, Oil Pressure or Temperature.....	1.800
TRANSISTOR, Distributor.....	2.383
TRANSISTOR, Voltage and Glow Plug.....	2.510
TRANSMISSION, Automatic.....	4.003
TRANSMISSION, Manual (4 Speed).....	4.003
TRANSMISSION, Seat Adjuster.....	11.556
TRANSMISSION, Windshield Wiper.....	10.159
TRAY, Door, Quarter Arm Rest or Front Seat Bk	12.045
TRAY, Instrument Panel.....	10.260
TRAY, Spare Wheel.....	7.629
TRIM, Folding Top Cover.....	13.347
TRIM, Front Seat Back and Back of Back.....	14.800
TRIM, Front Seat Cushion.....	14.880
TRIM, Roof Trim Headlining.....	14.640
TUBE, A.C. Blower Motor Cooling.....	9.218
TUBE, A.C. Compressor (Internal Parts)(Axial).....	9.172
TUBE, A.C. Evaporator.....	9.211
TUBE, A.C. Refrigerant.....	9.195
TUBE, A.C. Refrigerant (All Metal).....	9.220
TUBE, Air Injection Reactor and Exhaust Gas Recirculation.....	3.680
TUBE, Choke Heater or Air.....	3.603
TUBE, Crankcase.....	1.745
TUBE, Crankcase Ventilation.....	1.762
TUBE, Front Seat Adjuster.....	11.561
TUBE, Fuel Injection.....	3.330

TUBE, Oil Level.....	1.516
TUBE, Power Brake Booster.....	4.930
TUBE, Radiator Outlet.....	1.173
TUBE, Shock Absorber Air Lift.....	7.346
TUBE, Speedometer to Instrument Panel.....	9.761
TUBE, Steering Column.....	6.518
TUBE, Transmission Gearshift Control Shifter.....	4.025
TUBE, Transmission Oil Filler.....	4.133
TUBE, Transmission Oil Filler.....	4.133
TUBE, Transmission Shift Control.....	4.025
TUMBLER, Door Lock Cylinder.....	10.553
TUMBLER, Rear Compartment or Tail Gate.....	12.249

U

U BOLT, Exhaust System Attaching.....	3.708
U BOLT KIT, Exhaust System Attaching.....	3.708
U BOLT, Rear Spring and Shock Absorber Anchor Plate.....	7.516
U BOLT, Universal Joint Bearing and Flange.....	5.586
UNDERPAN, Flywheel.....	0.679
UNIT, Rear Spring and Axle.....	7.529
UNIT, Steering Gear Hydraulic Valve.....	6.551
UNIT, Steering Gear Repair.....	6.507

V

VALVE, A.C. Compressor (Internal Parts)(Axial) ..	9.172
VALVE, A.C. Compressor Pressure Relief.....	9.178
VALVE, A.C. Expansion Refrigerant.....	9.213
VALVE, Air Distributor.....	9.786
VALVE, Air Duct.....	9.782
VALVE, Brake Pressure Regulator.....	4.690
VALVE, Carburetor and Fuel Injection Fast Idle ..	3.766
VALVE, Carburetor Air Cleaner.....	3.415
VALVE, Carburetor Choke.....	3.751
VALVE, Carburetor Idle Vapor Vent.....	3.852
VALVE, Concealed Headlamp Control Drive.....	2.760
VALVE, Crankcase.....	1.745
VALVE, Cruise Control.....	3.885
VALVE, Early Fuel Evaporation Control.....	3.140
VALVE, Emission Control System.....	3.670
VALVE, Engine and Transmission Controlled Spark.....	2.408
VALVE, Exhaust.....	0.297
VALVE, Exhaust Manifold Heat.....	3.647
VALVE EGR, Emission Control System.....	3.670
VALVE, Fuel Tank Evaporation Control.....	3.130
VALVE, Heater Temperature Control.....	8.850
VALVE, Heater Water Temperature Control.....	9.795
VALVE, Intake.....	0.296
VALVE KIT, Carburetor Power.....	3.858
VALVE KIT, Emission Control System.....	3.670
VALVE KIT, Transmission Control Valve.....	4.265
VALVE KIT, Transmission Pressure Regulator and Oil Pump.....	4.216
VALVE KIT, Vacuum Power Brake Cylinder Relay Valve.....	4.935
VALVE, Main Cylinder.....	4.657
VALVE, Oil Filter.....	1.837
VALVE, Oil Pressure Regulator.....	1.609
VALVE, Plenum Air.....	9.789
VALVE, Power Brake Booster Check.....	4.955
VALVE, Shock Absorber Air Lift.....	7.346
VALVE, Steering Gear Hydraulic.....	6.550
VALVE, Steering Pump Control.....	6.624
VALVE, Suction Throttling (P.O.A.).....	9.198
VALVE, Tire Valve And Cover Lock.....	5.875
VALVE, Transmission Control Valve.....	4.265
VALVE, Transmission Converter.....	4.115
VALVE, Transmission Pressure Regulator and Oil Pump.....	4.216
VALVE, Transmission Vacuum.....	4.205
VALVE, Transmission Vacuum.....	4.205
VALVE, Wheel Cylinder.....	4.666
VALVE, Windshield Washer Pump.....	10.153
VALVE, Windshield Wiper Control.....	10.163
VANE, Transmission Oil Pump.....	4.226

ALPHABETICAL INDEX

VENTILATOR, Crankcase	1.745
VENTILATOR, Door (Less Glass)	10.650
VENTILATOR, Rear Axle	5.387
VENTILATOR, Transmission Case	4.104
VENTILATOR, Transmission Case	4.104
VENT, Transmission Case	4.104

W

WASHER, A.C. Compressor Drive	9.180
WASHER, Air Distributor	9.262
WASHER, Automatic Choke Control	3.750
WASHER, Battery Filler	2.345
WASHER, Battery Hold Down	2.334
WASHER, Brake Hose	4.671
WASHER, Brake Master Cylinder Rod	4.659
WASHER, Brake Shoe Adjusting	5.110
WASHER, Brake Shoe Anchor Pin	5.056
WASHER, Bumper to Body	7.833
WASHER, Bumper Energy Absorber	7.840
WASHER, Bumper Mounting	7.865
WASHER, Carburetor to Manifold	3.288
WASHER, Carburetor Throttle Valve and Throttle Lever Adjusting	3.761
WASHER, Clutch and Brake Pedal Shaft	0.837
WASHER, Clutch Fork Push Rod	0.793
WASHER, Concealed Headlamp Control Opening Cover	2.765
WASHER, Differential Pinion Thrust	5.542
WASHER, Differential Side Gear Thrust	5.543
WASHER, Distributor	2.364
WASHER, Distributor Breaker	2.385
WASHER, Distributor Shaft Thrust and Gear	2.379
WASHER, Door Lock	10.571
WASHER, Door Outside Handle	10.529
WASHER, Door Weatherstrip	10.694
WASHER, Door Window	10.728
WASHER, Door Window	10.716
WASHER, Door Window Regulator	10.792
WASHER, Engine Clutch Lever & Shaft	0.851
WASHER, Engine Crankshaft Pulley and Balancer	0.662
WASHER, Engine Cylinder Head	0.293
WASHER, Engine Oil Pump	1.652
WASHER, Exhaust Mounting	3.706
WASHER, Exhaust Muffler	3.704
WASHER, Folding and Hard Top	14.080
WASHER, Folding Top Side Roof Rail	14.162
WASHER, Folding Top Side Rail Center	14.190
WASHER, Frame Front Cross Member	7.039
WASHER, Front Door Window	10.685
WASHER, Front Door Window Regulator	10.783
WASHER, Front Fender	8.143
WASHER, Fuel Injection Distributor	3.340
WASHER, Fuel Pump Mounting	3.901
WASHER, Fuel Tank Mounting	3.023
WASHER, Generator	2.313
WASHER, Generator Brush	2.291
WASHER, Generator Drive End	2.307
WASHER, Generator Mounting(See Group 2.317 for Brace)	2.277
WASHER, Generator Rotor Shaft	2.280
WASHER, Hydraulic Steering Cylinder Piston Rod	6.581
WASHER, Hydraulic Steering Valve	6.554
WASHER, Ignition Switch Warning, Lock or Headlamp	2.195
WASHER, Instrument Panel	2.515
WASHER, Instrument Panel Fuel Gage	3.108
WASHER KIT, A.C. Compressor	9.170
WASHER KIT, Transmission Low Sun Gear and Clutch	4.162
WASHER, Luggage Carrier	12.815
WASHER, Master Cylinder Adjusting	4.662
WASHER, Oil Distribution	1.531
WASHER, Oil Pressure Gage	1.803
WASHER, Parking Brake Lever	5.158
WASHER, Propeller Shaft Pinion Flange	5.595
WASHER, Quarter Window Sash	11.007
WASHER, Radiator	1.270
WASHER, Rear Axle	5.387


WASHER, Rear Axle	5.830
WASHER, Rear Axle Control Arm	5.380
WASHER, Rear Axle Control Arm	5.383
WASHER, Rear Axle Tie Rod	5.418
WASHER, Roof Panel	12.810
WASHER, Seat Back	11.381
WASHER, Shock Absorber	7.347
WASHER, Starter Motor Switch	2.102
WASHER, Starter Motor Thrust	2.063
WASHER, Steering Column	6.521
WASHER, Steering Column Housing	6.500
WASHER, Steering Column Attaching	6.760
WASHER, Steering Gear Shaft	6.525
WASHER, Steering Gear Hydraulic Valve	6.552
WASHER, Steering Idler Lever	6.897
WASHER, Steering Knuckle Spindle	6.321
WASHER, Steering Knuckle Upper Control Arm ..	6.178
WASHER, Steering Knuckle Lower Control Arm ..	6.172
WASHER, Steering Pitman Arm	6.861
WASHER, Steering Pump Mounting	6.606
WASHER, Steering Pump	6.655
WASHER, Tachometer	9.750
WASHER, Transmission Oil Pump	4.226
WASHER, Transmission Low Servo	4.228
WASHER, Transmission Rear Servo	4.241
WASHER, Transmission Clutch	4.164
WASHER, Transmission Gearshift Hand Lever Housing	4.012
WASHER, Transmission Governor	4.256
WASHER, Transmission Clutch	4.169
WASHER, Transmission Planet Carrier	4.176
WASHER, Transmission Control Valve	4.265
WASHER, Transmission Gearshift Lever Selector and Indicator	4.022
WASHER, Transmission Servo & Accumulator	4.233
WASHER, Transmission Shift Control Lever	4.027
WASHER, Transmission Main Drive Gear Bearing Retainer (Input Gear)	4.376
WASHER, Transmission Shift Control Cable	4.047
WASHER, Transmission Control Lever	4.012
WASHER, Transmission Output Shaft or Carrier ..	4.175
WASHER, Transmission Shift Control Shaft	4.027
WASHER, Transmission Output Shaft or Carrier ..	4.176
WASHER, Transmission Control	4.012
WASHER, Transmission Countergear Bearing	4.423
WASHER, Transmission Clutch	4.164
WASHER, Transmission Shaft and 2nd Speed Gear Thrust	4.398
WASHER, Transmission Reverse Idler Gear Thrust	4.437
WASHER, Transmission Pressure Regulator and Oil Pump	4.216
WASHER, Transmission Reverse Idler Gear Thrust	4.437
WASHER, Transmission Counter Gear	4.423
WASHER, Transmission First And Reverse Gear Thrust	4.419
WASHER, Transmission Input	4.158
WASHER, Transmission Clutch	4.169
WASHER, Transmission Reverse Gear Thrust	4.419
WASHER, Transmission Control Lever	4.012
WASHER, Transmission Housing	4.162
WASHER, Transmission Control Indicator	4.022
WASHER, Windshield Reveal Molding	10.093
WASHER, Windshield Wiper Access	10.130
WASHER, Windshield Wiper Motor Drive	10.151
WASHER, Windshield Wiper Motor	10.150
WEATHERSTRIP, Back Window Glass	11.207
WEATHERSTRIP, Bottom of Top Front Roof Rail to Windshield	14.060
WEATHERSTRIP, Cowl Ledge	12.801
WEATHERSTRIP, Cowl Top Vent Louver	12.800
WEATHERSTRIP, Door Ventilator	10.652
WEATHERSTRIP, Door Weatherstrip	10.694
WEATHERSTRIP, Folding Top Side Rail Center ..	14.190
WEATHERSTRIP, Folding Top	14.340
WEATHERSTRIP, Folding Top Cover (On Side Belt Rail)	13.352
WEATHERSTRIP, Folding Top Side Roof Rail Rear	14.260
WEATHERSTRIP, Folding Top Side Roof Rail- Front	14.120
WEATHERSTRIP, Hardtop	13.346

ALPHABETICAL INDEX

WEATHERSTRIP, Rear Compartment Lid or Tail Gate.....	12.269
WEATHERSTRIP, Roof Panel.....	12.810
WEATHERSTRIP, Windshield Glass.....	10.092
WEDGE, Back Window Glass.....	11.207
WEDGE, Steering Column.....	6.514
WEIGHT, Distributor.....	2.388
WEIGHT, Wheel Balance.....	5.805
WHEEL, Front or Rear.....	5.803
WHEEL, Steering.....	6.513
WICK, Generator Oil.....	2.301
WINDLACE, Carpet.....	15.294
WINDOW, Rear.....	13.389
WIRE, Back Up Lamp.....	2.697
WIRE, Battery(Negative).....	2.341
WIRE, Body Wiring.....	13.090
WIRE, Chassis Wiring.....	2.480
WIRE, Door Window.....	10.777
WIRE, Engine Air Cooling(Electrical).....	1.055
WIRE, Engine Wiring.....	2.525
WIRE, Horn.....	2.815
WIRE, Horn Lead.....	2.859
WIRE KIT, Spark or Glow Plug.....	2.239
WIRE, Outside Air.....	9.787
WIRE, Parking Lamp.....	2.596
WIRE, Radio and Speaker.....	9.656
WIRE, Radio Antenna.....	9.647
WIRE, Rear Window Defogger.....	9.778
WIRE, Spark Plug.....	2.240
WIRE, Transmission Converter.....	4.115
WIRE, Transmission Safety Starting Switch.....	4.054
WIRE, Transmission Smog Control.....	4.075
WIRE, Transmission Throttle Valve.....	4.275
WIRE, Windshield Wiper Motor.....	10.150
WORM, Steering Column.....	6.524
WRENCH, Wheel and Jack Wrench.....	8.821

Y

YOKE, Rear Axle Universal Joint.....	5.425
YOKE, Rear Wheel.....	5.806
YOKE, Steering Column.....	6.524
YOKE, Universal Joint.....	5.555



ACCESSORY REFERENCE — PARTS LIST

The following alphabetical accessory listing has been incorporated into the catalog to further aid dealer parts personnel with an accessory reference parts list.

ACCESSORIES

		21.060	CARRIER PKG, Roof & Deck Lid(Group 12.810)				
78-82	Y		996729	1	59.25	CARRIER PKG, ROOF PANEL(RR DECK)	...
		21.070	CARTRIDGE PKG, Stereo Tape(Group 9.670)				
80	Y		996902	1	N.L.	CARTRIDGE PKG, STEREO TAPE CASSETTE
80	Y		996903	1	N.L.	CARTRIDGE PKG, STEREO TAPE EIGHT TRACK
81	Y		997178	1	N.L.	CARTRIDGE PKG, STEREO TAPE CASSETTE
81	Y		997179	1	N.L.	CARTRIDGE PKG, STEREO TAPE EIGHT TRACK
		21.100	COMPASS PKG, Auto(Group 8.873)				
53-82	Y		983335	1	9.15	COMPASS PKG,
		21.110	COMPRESSOR PKG, Air Lift Shocks(Group 7.455)				
79-82	Y		22016643	1	N.L.	COMPRESSOR PKG, ELEC AIR
		21.150	CONTROL PKG, Cruise Control(Group 3.880)				
81	Y (350)		997004	1	N.L.	CONTROL PKG, CRUISE
82	Y(5.7)		997442	1	130.00	CONTROL PKG, CRUISE
		21.155	CONTROL PKG, Dash Control(Group 7.460)				
79-80	Y		22016645	1	N.L.	CONTROL PKG, DASH(USE W/COMPR PKG 22016643)
		21.180	BOOSTER PKG, Graphic(Group 9.650)				
82	Y		997603	1	N.L.	BOOSTER PKG, GRAPHIC EQUALIZER	...
		21.205	FITTING PKG., Filler(Group 7.482)				
79-82	Y		22016649	1	N.L.	FITTING PKG., FILL HOSE(USE W/COMPR PKG 22016643)
		21.220	GUARD PKG, Fender Splash(Group 8.214)				
77-82	Y		996744	1	5.50	GUARD PKG, FENDER SPLASH(WHITE)	...
		21.236	HARNESS PKG, Graphic Equalizer Booster Extension(Group 9.656)				
80-81	Y		997158	1	N.L.	HARNESS PKG, GRAPHIC EQUALIZER BOOSTER EXTENSION
		21.240	HEATER PKG, Engine Block(Group 1.152)				
78-81	Y		996246	1	12.75	HEATER PKG, ENG BLOCK
		21.250	BALL PKG, Trailer(Group 7.068)				
80-82	Y		981148	1	4.95	BALL PKG, TRLR HITCH (1 7/8" DIA)
82	Y		980670	1	4.95	BALL PKG, TRLR HITCH (2" DIA)
		21.260	HITCH PKG, Trailer(Group 7.068)				
NOTE: THE HITCHES LISTED, WHEN PROPERLY INSTALLED ON THE VEHICLES INDICATED, WILL NOT RENDER INOPERATIVE ANY SAFETY DEVICES OR ELEMENTS OF DESIGN INSTALLED ON THOSE VEHICLES IN COMPLIANCE WITH FEDERAL MOTOR VEHICLE SAFETY STANDARD 301/75, FUEL SYSTEM INTEGRITY.							
80-82	Y		996726	1	51.75	HITCH PKG, TRAILER
		21.270	LAMP PKG, Fog(Group 2.727)				
79-82	Y (EXC SOFT FASICA BUMPER)		996921	1	50.75	LAMP PKG, FOG
		21.290	LAMP PKG, Portable Spot(Group 9.773)				
75-82	Y		994777	1	12.50	LAMP PKG, PORTABLE SPOT
		21.320	LITTER PKG, Container & Tissue(Group 8.891)				
77-82	Y		994476	1	3.95	LITTER PKG, CONTAINER & TISSUE DISP-BLK
		21.440	MIRROR PKG, Visor Vanity(Group 10.195)				
77-82	Y		981825	1	7.00	MIRROR PKG,
		21.450	MOLDING PKG, Front Fender and Body Side(Group 8.132)				
NOTE 1: CONSISTS OF TWO 9 FOOT ROLLS							
82	Y		997612	1	23.50	MOLDING PKG, F/FENDER & BODY SIDE(BLACK) (NOTE 1)
82	Y		997613	1	23.50	MOLDING PKG, F/FENDER & BODY SIDE(WHITE) (NOTE 1)
82	Y		997614	1	23.50	MOLDING PKG, F/FENDER & BODY SIDE(DK BLUE) (NOTE 1)

ACCESSORIES

21.450 MOLDING PKG, Front Fender and Body Side(Group 8.132) (Con't)					
82	Y	997615	1	23.50	MOLDING PKG, F/FENDER & BODY SIDE(LT JADESTONE) (NOTE 1)
82	Y	997616	1	23.50	MOLDING PKG, F/FENDER & BODY SIDE(PASTEL SANDSTONE) (NOTE 1) ...
82	Y	997617	1	23.50	MOLDING PKG, F/FENDER & BODY SIDE(LT DOESKIN) (NOTE 1)
82	Y	997618	1	23.50	MOLDING PKG, F/FENDER & BODY SIDE(SLATE GRAY) (NOTE 1)
82	Y	997619	1	23.50	MOLDING PKG, F/FENDER & BODY SIDE(DK REDWOOD) (NOTE 1)
21.520 SENTINEL PKG, Twilight(Group 2.485)					
77-79	Y	996188	1	N.L.	SENTINEL PKG, TWILIGHT
21.540 STARSTROBE PKG, Distress Signal Light(Group 2.575)					
79-81	Y	996876	1	N.L.	STARSTROBE PKG, DISTRESS SIG LGT ..



CHEVROLET CHASSIS GROUP 0.000



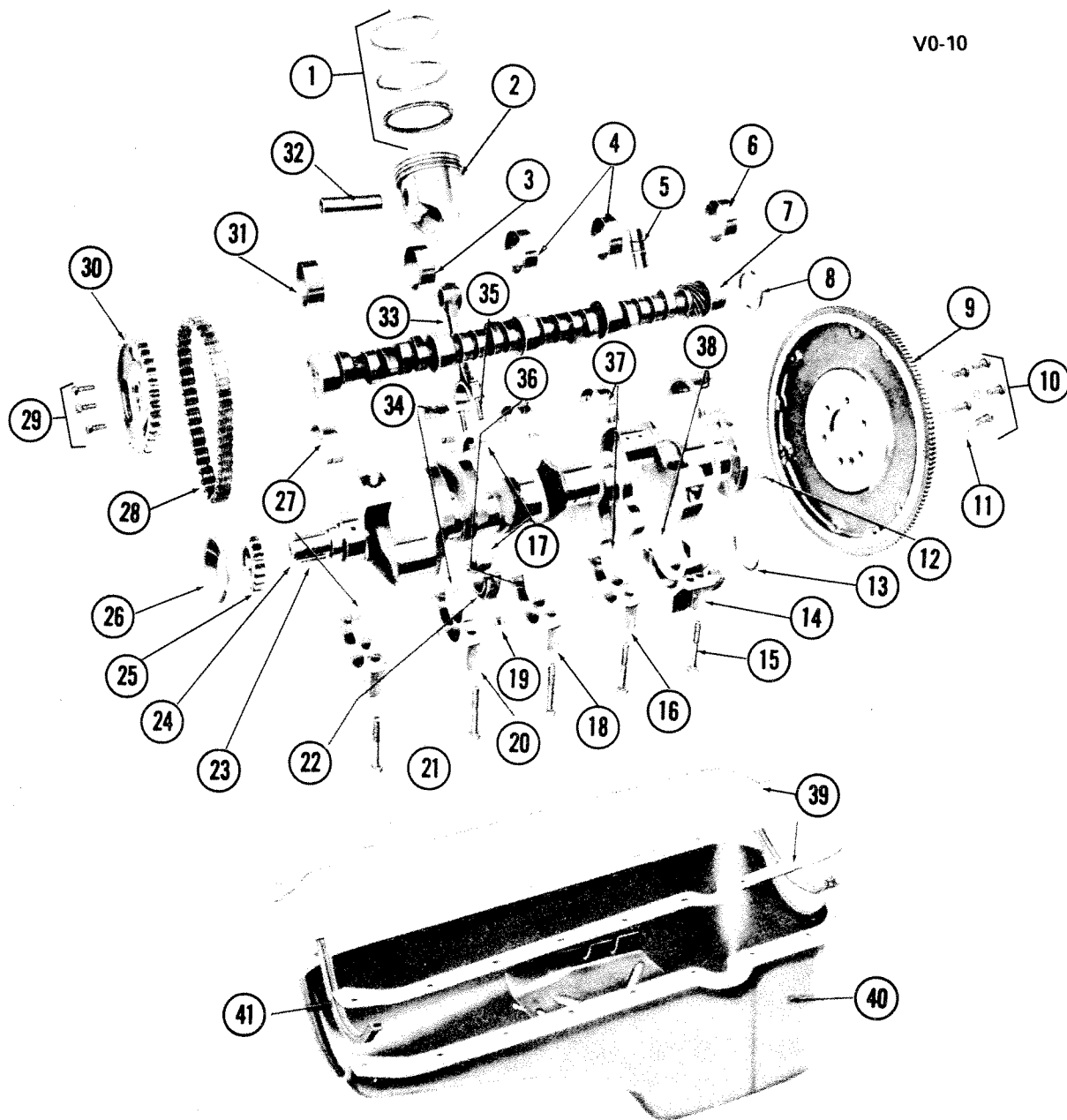
ILLUSTRATION INDEX

	TITLE	PAGE
1955-68	V8 ENGINE PART I.....	0-2
1955-68	V8 ENGINE PART II.....	0-4
1955-68	V8 ENGINE PART III.....	0-6
1969-82	V8 ENGINE PART I.....	0-8
1969-82	V8 ENGINE-PART II.....	0-10
1969-82	V8 ENGINE-PART III.....	0-12
1968-79	"Y" ENGINE & TRANSMISSION MOUNTING.....	0-14
1980-82	"Y" ENGINE & TRANSMISSION MOUNTING.....	0-15
	DIAPHRAGM SPRING TYPE CLUTCH DETAILS.....	0-16
	COIL SPRING CLUTCH DETAILS.....	0-16
1968-82	"Y" CLUTCH LINKAGE.....	0-17

NOTES

BLANK-1

V0-10



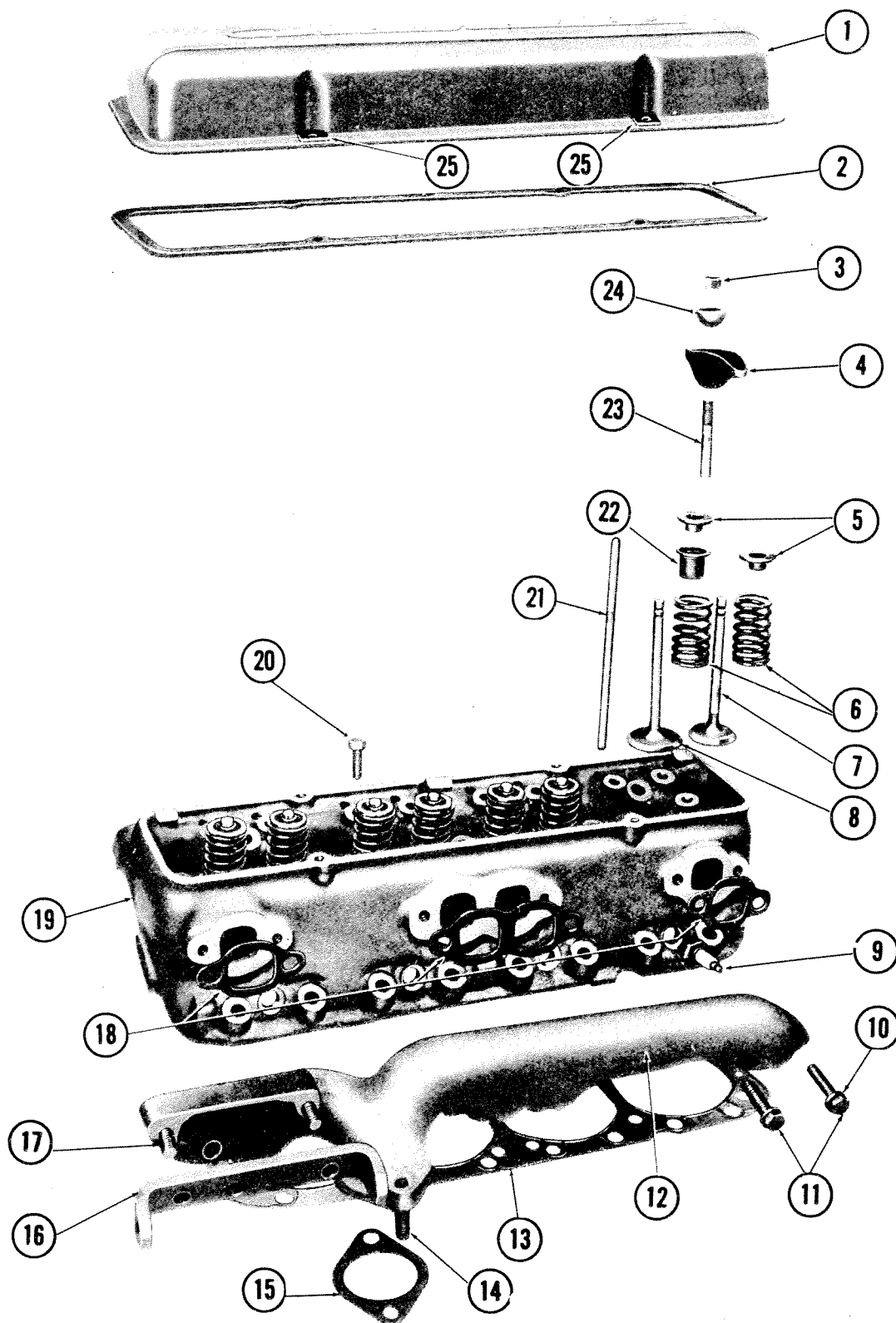
V0-10

1955-68 V8 ENGINE PART I

1955-68 V8 ENGINE PART I

1. RING SET	0.643
2. PISTON ASM	0.629
3. BEARING	0.543
4. BEARING	0.546
5. TAPPET	0.459
6. BEARING	0.549
7. CAMSHAFT	0.519
8. PLUG	0.553
9. FLYWHEEL	0.666
10. BOLT	0.669
11. WASHER, Lock	8.932
12. DOWEL	0.669
13. SEAL	0.137
14. CAP	0.105
15. BOLT	0.056
16. CAP	0.102
17. BEARING	0.616
18. CAP	0.100
19. NUT	0.626
20. CAP	0.098
21. CAP	0.095
22. CAP, Part of 0.603 ROD ASM	N.S.
23. KEY	8.960
24. CRANKSHAFT	0.646
25. SPROCKET	0.728
26. OIL SLINGER	N.S.
27. BEARING	0.096
28. CHAIN	0.724
29. BOLT	0.738
30. SPROCKET	0.736
31. BEARING	0.539
32. PIN	0.636
33. ROD ASM	0.603
34. BEARING	0.099
35. BOLT	0.623
36. BEARING	0.101
37. BEARING	0.103
38. BEARING	0.106
39. GASKET UNIT	1.429
40. PAN	1.426
41. SEAL	1.429

V0-11



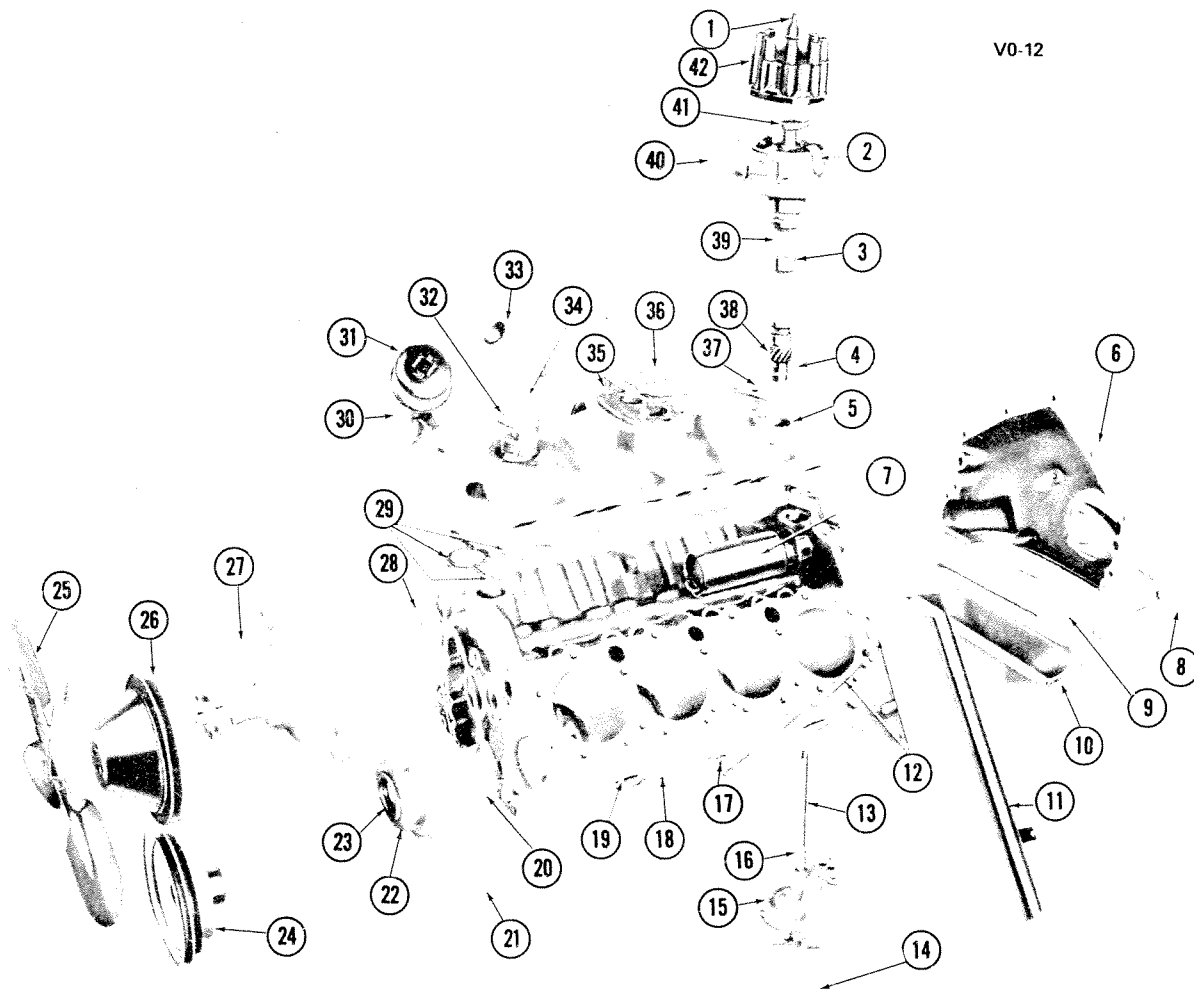
V0-11

1955-68 V8 ENGINE PART II

V0-11

1955-68 V8 ENGINE PART II

1. COVER	0.386
2. GASKET	0.423
3. NUT	0.429
4. ARM	0.333
5. CAP	0.309
6. SPRING	0.303
7. VALVE	0.297
8. VALVE	0.296
9. SPARK PLUG	2.270
10. WASHER, Lock	3.275
11. BOLT	3.275
12. EXHAUST MANIFOLD	3.601
13. GASKET UNIT	0.289
14. STUD	3.275
15. GASKET	3.611
16. BRACKET	2.277
17. STUD	2.277
18. Part of GASKET UNIT 3.270	N.S.
19. HEAD	0.269
20. BOLT	0.293
21. ROD	0.426
22. SHIELD	0.308
23. STUD	0.429
24. BALL UNIT	0.429
25. REINFORCEMENT	0.413



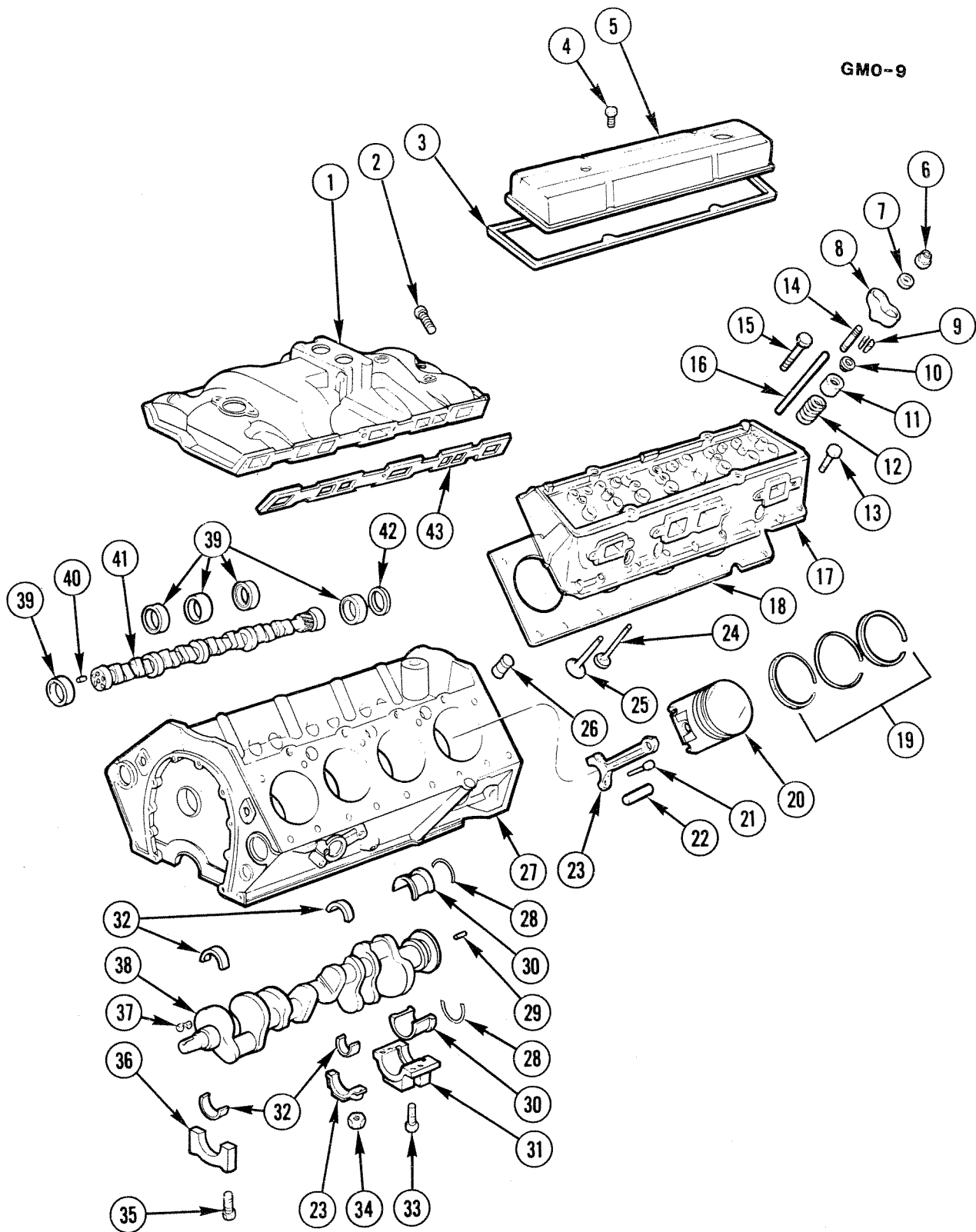
V0-12

V0-12

1955-68 V8 ENGINE PART III

1955-68 V8 ENGINE PART III

1. NIPPLE	2.258
2. SPRING	2.368
3. DISTRIBUTOR ASM	2.361
4. GASKET	2.363
5. INTAKE MANIFOLD	3.265
6. HOUSING	0.683
7. VENTILATOR	1.745
8. FORK UNIT	0.795
9. EXTENSION	0.679
10. UNDERPAN	0.679
11. TUBE	1.762
12. TUBE & GAUGE	1.516
13. SHAFT	2.372
14. SCREEN	1.656
15. PUMP ASM	1.652
16. SLEEVE	1.639
17. PLUG	8.971
18. BLOCK	0.033
19. PLUG	0.034
20. GASKET	0.207
21. BRACKET	0.029
22. COVER	0.206
23. SEAL	0.213
24. BALANCER	0.659
25. BLADE ASM	1.064
26. PULLEY	1.062
27. PUMP ASM	1.069
28. GASKET	1.079
29. Part of 3.270 GASKET UNIT	N.S.
30. TUBE	1.745
31. CAP	1.758
32. THERMOSTAT	1.246
33. OUTLET	1.153
34. GASKET	1.154
35. STUD	3.288
36. GASKET	3.726
37. CLAMP	2.363
38. GEAR UNIT	2.374
39. SHAFT	2.372
40. CONTROL	2.410
41. ROTOR	2.382
42. CAP	2.367



GM0-9

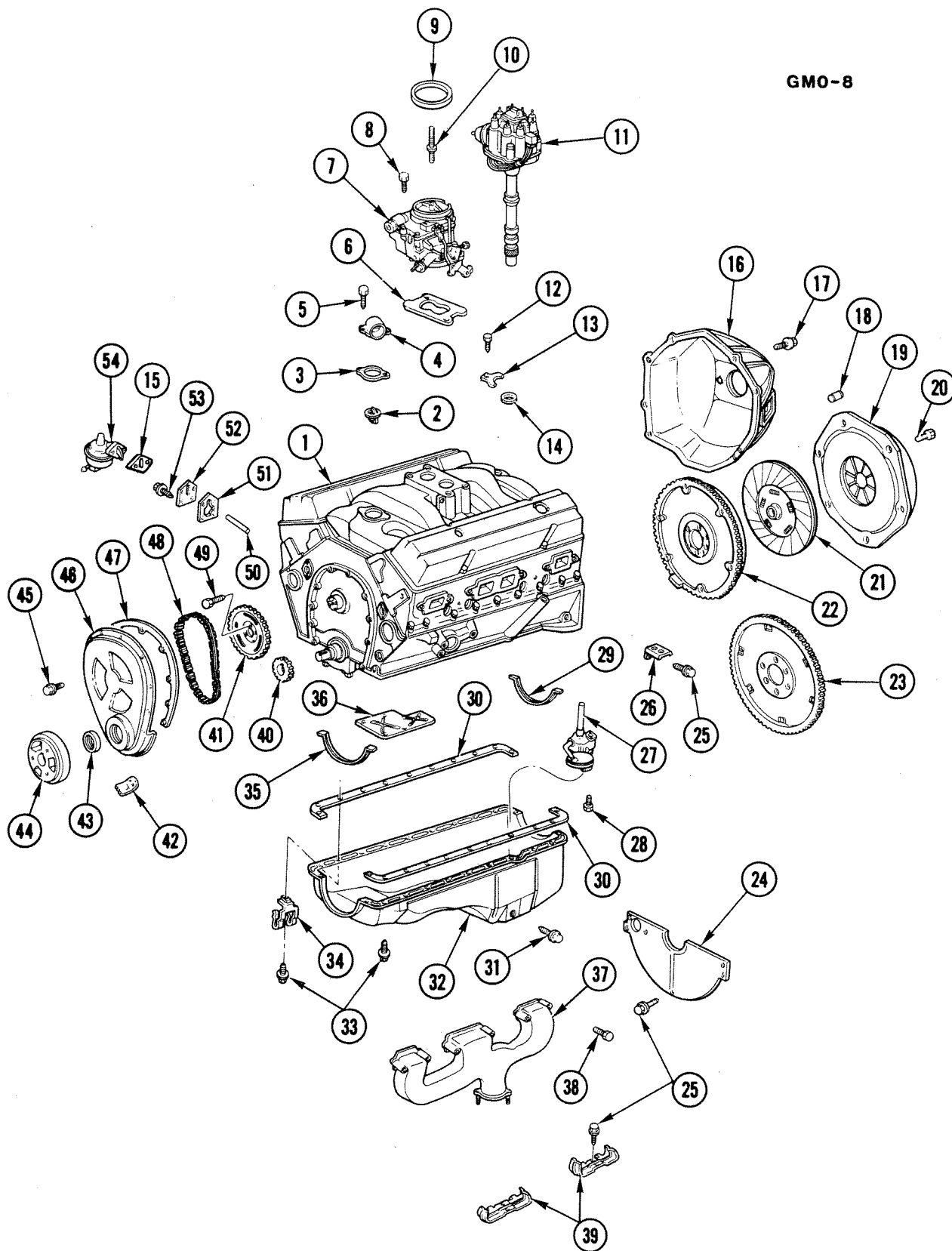
1969-82 V8 ENGINE PART I

GM0-9

1969-82 V8 ENGINE PART I

1. MANIFOLD ASM, Intake	3.265
2. BOLT, Hex (3/8"-16 x 2")	8.900
3. GASKET, Valve Rocker Arm Cover	0.423
4. BOLT, Hex (1/4"-20 x 9/16")	8.900
5. COVER, Valve Rocker Arm	0.386
6. NUT, Valve Push Rod Adj	0.429
7. BALL, Valve Rocker Arm	0.429
8. ARM, Valve Rocker	0.333
9. KEY, Valve Spring Cap	0.310
10. CAP, Valve Spring	0.309
11. SHIELD, Valve Spring Oil	0.308
12. SPRING, Valve	0.303
13. BOLT, Hex (7/16"-14 x 1 5/8")	8.900
14. STUD, Valve Push Rod Adj	0.429
15. BOLT, Hex (7/16"-14 x 3 11/16")	8.900
16. ROD, Valve Push	0.426
17. HEAD ASM, Cylinder	0.269
18. GASKET, Cylinder Head	0.289
19. RING KIT, Piston	0.643
20. PISTON ASM, Engine (Incl #22)	0.629
21. BOLT, Connecting Rod	0.623
22. PIN, Piston	0.636
23. ROD ASM, Eng Connecting	0.603
24. VALVE, Exhaust	0.297
25. VALVE, Intake	0.296
26. LIFTER ASM, Valve	0.459
27. BLOCK, Eng	0.033
28. SEAL, Crankshaft Rear Main Brg Oil	0.137
29. PIN, Eng Flywheel	0.669
30. BEARING KIT, Crankshaft Rear	0.096
31. CAP, Crankshaft Rear Main Brg	0.105
32. BEARING KIT, Crankshaft	0.096
33. BOLT, Crankshaft Main Bearing Cap	0.056
34. NUT, Hex (3/8"-24)	8.915
35. BOLT, Hex (7/16"-14 x 3 3/4")	8.900
36. CAP, Crankshaft Frt Brg	0.095
37. KEY, Crankshaft Gear (3/16" x 3/4")	8.960
38. CRANKSHAFT, Engine	0.646
39. BEARING, Camshaft	0.539
40. PIN, Camshaft	0.738
41. CAMSHAFT, Engine	0.519
42. PLUG, Eng Camshaft Hole	0.553
43. GASKET, Intake Manifold	3.270

GM0-8

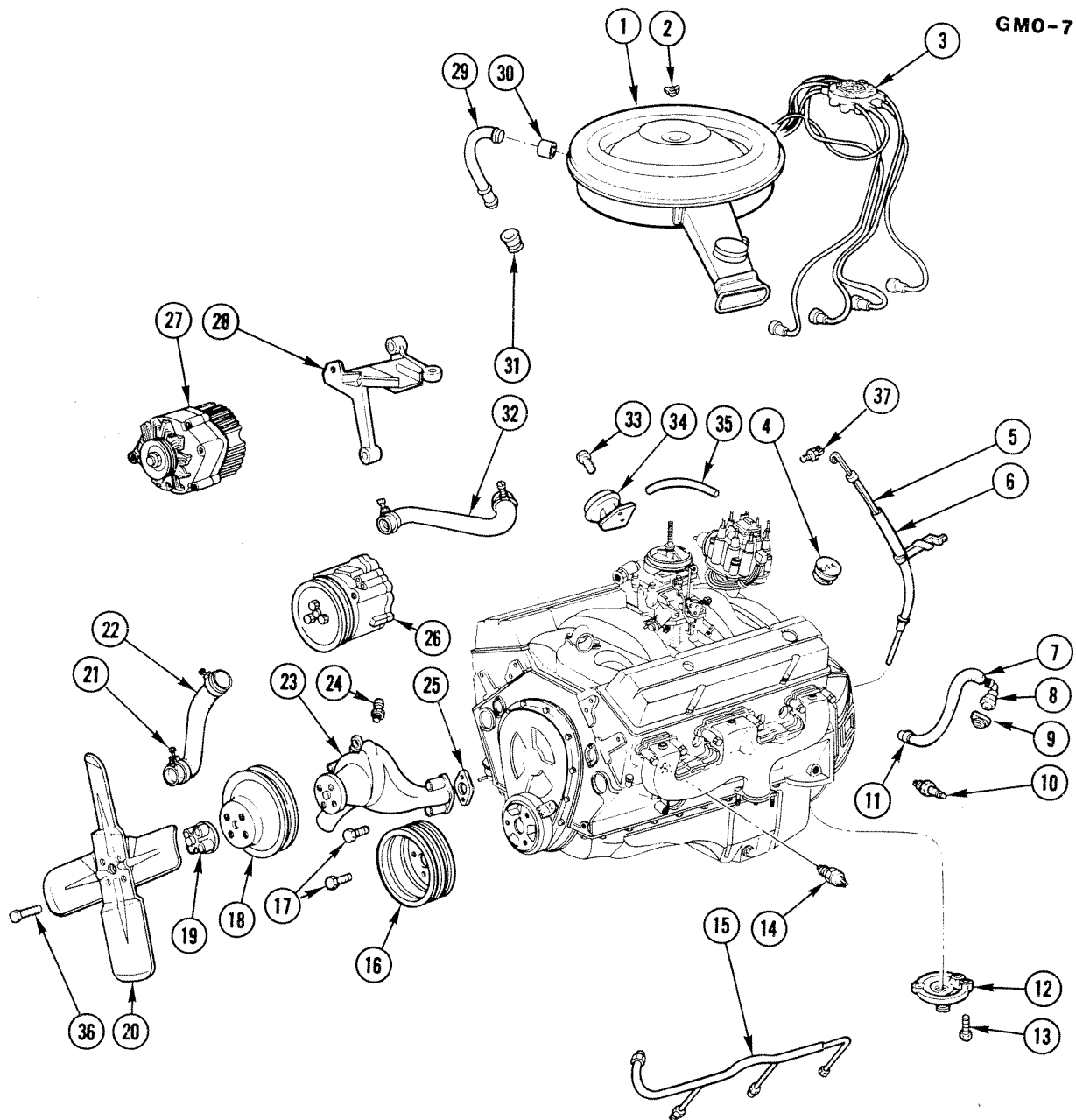


GM0-8

1969-82 V8 ENGINE-PART II

1969-82 V8 ENGINE-PART II

1. BLOCK, Fitted	0.033
2. THERMOSTAT, Eng Water Temp	1.246
3. GASKET, Water Outlet	1.154
4. OUTLET, Water	1.153
5. BOLT, Hex (3/8"-16 x 7/8")	8.900
6. INSULATOR, Carb Heat	3.726
7. CARBURETOR ASM	3.725
8. BOLT, Hex (5/16"-18 x 1 1/4")	8.900
9. GASKET, Air Cleaner to Carb	3.403
10. STUD, Air Cleaner to Carb	3.403
11. DISTRIBUTOR, Ignition	2.361
12. BOLT, Hex (3/8"-16 x 3/4")	8.900
13. CLAMP, Dist	2.363
14. GASKET, Dist to Block	2.363
15. GASKET, Fuel Pump	3.904
16. HOUSING, Eng Clutch	0.683
17. BOLT, Hex (1/4"-20 x 7/16")	8.900
18. PIN, Trans Line Up	0.685
19. COVER, W/Plate Asm, Clutch	0.859
20. BOLT, Cover W/Plate (5/16"-18 x 3/4")	0.862
21. PLATE, Clutch Driven	0.886
22. FLYWHEEL, Engine (M/T)	0.666
23. FLYWHEEL, Engine (A/T)	0.666
24. COVER, Clutch Hsg Lwr	0.679
25. BOLT, Hex (1/4"-20 x 7/16")	8.900
26. BRACKET, Spark Plug Shield	2.251
27. PUMP ASM, Oil	1.652
28. BOLT, Hex (7/16"-14 x 2 3/16")	8.900
29. SEAL, Oil Pan Rear	1.429
30. GASKET, Oil Pan Side	1.429
31. PLUG (1/2"-20)	8.971
32. PAN ASM, Oil	1.426
33. BOLT, Hex (5/16"-18 x 9/16")	8.900
34. CLIP, Fluid Line	8.950
35. SEAL, Oil Pan Front	1.429
36. BAFFLE, Part of #32	N.S.
37. MANIFOLD, Eng Exh	3.601
38. BOLT, Hex (3/8"-16 x 2 3/16")	8.900
39. SHIELD, Spark Plug Wire	2.251
40. SPROCKET, Crankshaft	0.728
41. SPROCKET, Camshaft	0.736
42. POINTER, Timing	0.219
43. SEAL ASM, Eng Frt	0.213
44. BALANCER, Harmonic	0.659
45. BOLT, Hex (1/4"-20 x 7/16")	8.900
46. COVER, Eng Frt	0.206
47. GASKET, Eng Frt Cvr	0.207
48. CHAIN, Timing	0.724
49. BOLT, Hex (5/16"-18 x 3/4")	8.900
50. ROD, Pump Push	3.935
51. GASKET, Fuel Pump	3.904
52. PLATE, Fuel Pump Mtg	3.901
53. SCREW, W/Lock Washer, Fuel Pump Mtg	3.901
54. PUMP, Fuel	3.900



GM0-7

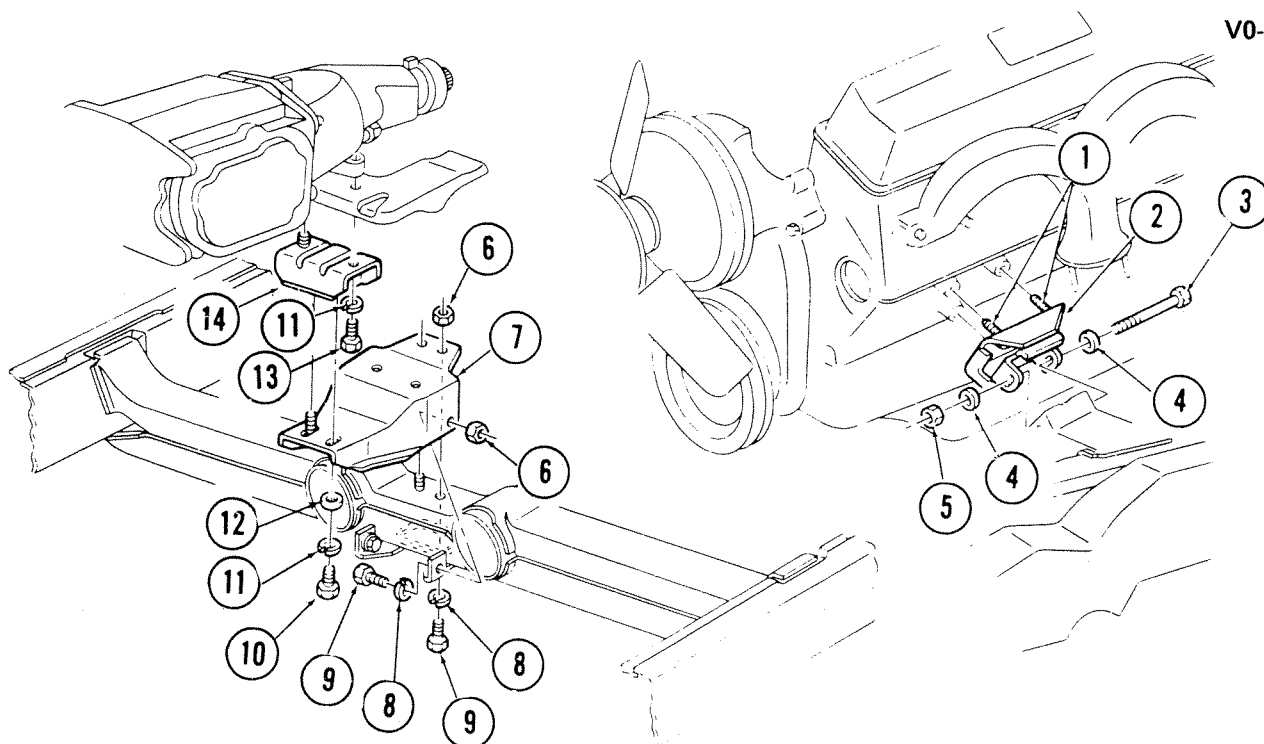
1969-82 V8 ENGINE-PART III

GM0-7

1969-82 V8 ENGINE-PART III

1. AIR CLEANER	3.402
2. NUT, Wing	3.403
3. WIRE, Spark Plug	2.240
4. CAP, C/Case Oil Filler	1.758
5. GAUGE, Oil Level Indicator	1.516
6. TUBE, Oil Level Indicator Gauge	1.516
7. HOSE (3/8")	8.962
8. VALVE, C/Case Vent	1.745
9. GROMMET, C/Case Vent Hose	1.745
10. PLUG, Spark	2.270
11. CLAMP (5/8")	8.948
12. ADAPTER, Oil Filter	1.840
13. BOLT, Adapter	1.840
14. SWITCH, Water Temp	1.150
15. PIPE, Air Inj	3.675
16. PULLEY, Crankshaft	0.659
17. BOLT, Hex (7/16"-20 x 13/16")	8.900
18. PULLEY, Water Pump W/Fan	1.062
19. SPACER, Eng Fan	1.064
20. FAN, Engine	1.064
21. CLAMP, Hose	1.166
22. HOSE, Rad Outlet	1.173
23. PUMP, Eng Coolant	1.069
24. NIPPLE, By Pass Hose	8.866
25. GASKET, Coolant Pump to Eng	1.079
26. PUMP, Air Inj Reactor	3.660
27. GENERATOR	2.275
28. BRACKET, Gen Mtg	2.277
29. PIPE, C/Case Vent	1.762
30. HOSE (Cut as Req)	8.962
31. GROMMET, C/Case Vent	1.745
32. HOSE, Rad Inlet	1.159
33. BOLT, Hex (5/16"-16 x 1 5/8")	8.900
34. VALVE, EGR	3.670
35. HOSE, EGR Valve (Cut as Req)	8.962
36. BOLT, Hex	8.900
37. SWITCH, Aux Fan Engine Temp (W/C60)	1.055

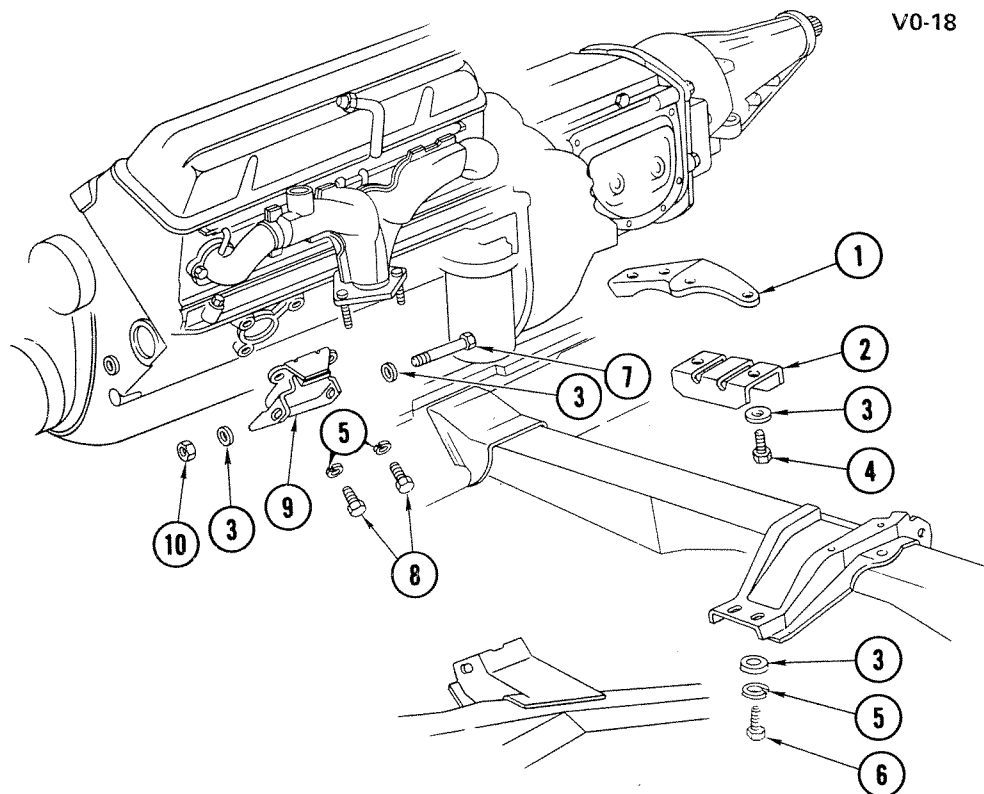
V0-5



V0-5

1968-79 "Y" ENGINE & TRANSMISSION MOUNTING

1. BOLT (3/8"-16 x 15/16")	8.900
2. MOUNTING ASM	0.027
3. BOLT (7/16"-20 x 4")	8.900
4. WASHER (7/16")	8.929
5. NUT (7/16"-20)	8.917
6. NUT (3/8"-16)	8.915
7. BRACKET, Transmission Mounting	0.029
8. WASHER (3/8")	8.931
9. BOLT (3/8"-16 x 3/4")	8.900
10. BOLT (7/16"-14 x 1 1/8")	8.900
11. WASHER (7/16")	8.931
12. WASHER (15/32" x 1 1/4" x 3/16")	8.929
13. BOLT (7/16"-14 x 1")	8.900
14. MOUNTING ASM, Transmission	4.081

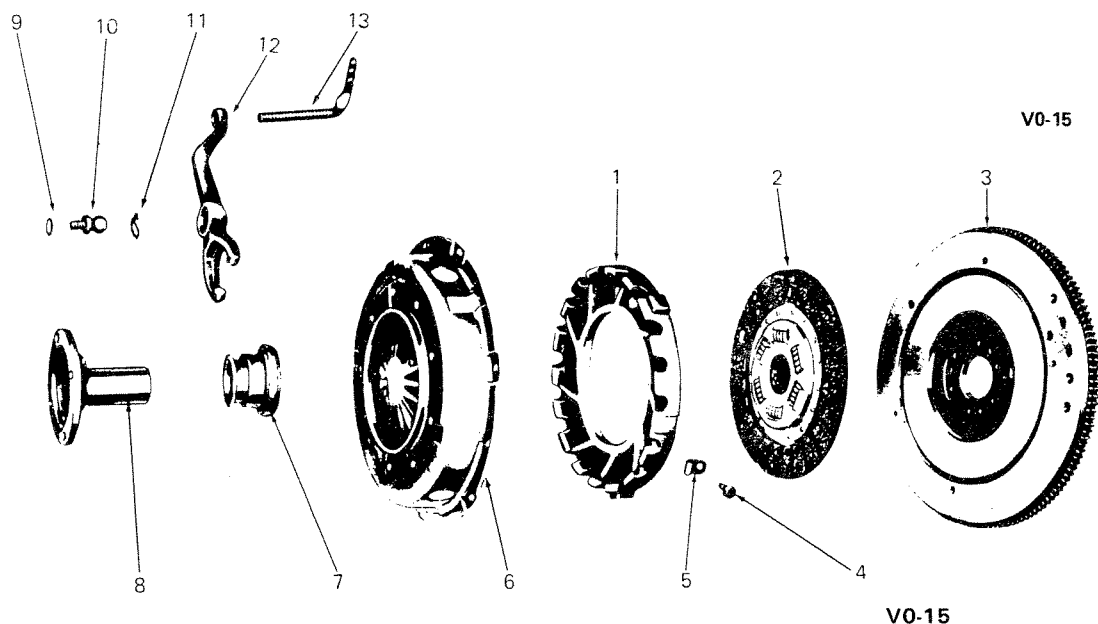


V0-18

V0-18

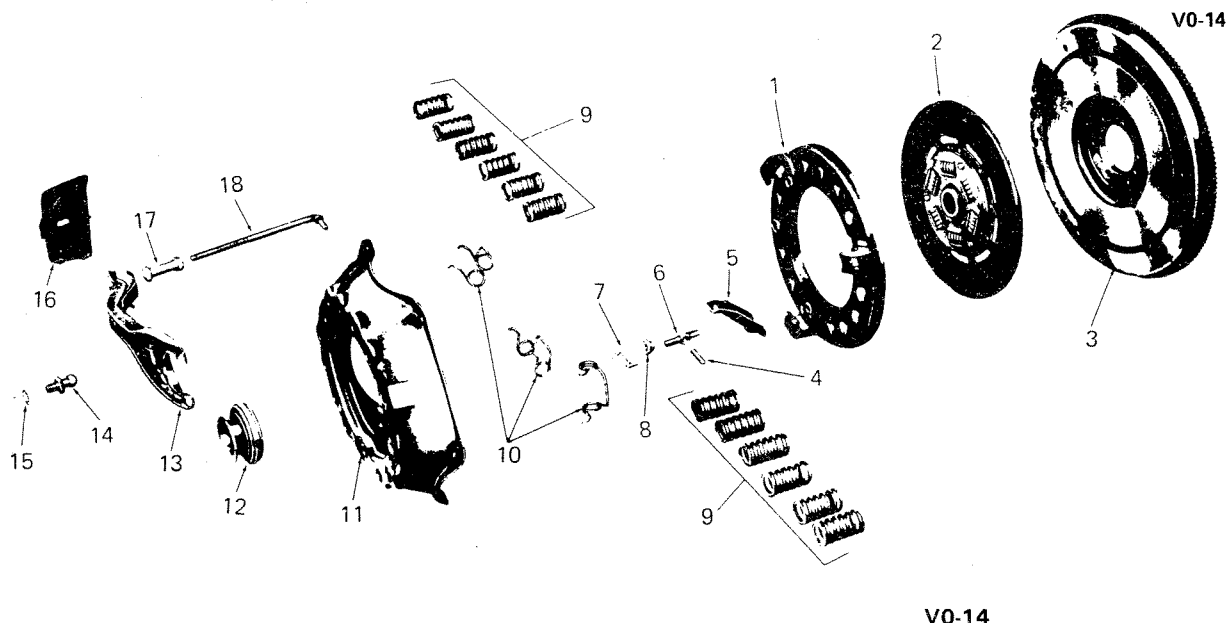
1980-82 "Y" ENGINE & TRANSMISSION MOUNTING

1. HANGER, Exh C/Ovr Pipe	3.616
2. MOUNT, Trans (M/T)	4.081
3. MOUNT, Trans (A/T)	4.081
4. WASHER, Flat	8.929
5. BOLT (M10 x 1.5 x 35)	8.900
6. WASHER, Lock	8.931
7. BOLT (7/16-14 x 1 1/4)	8.900
8. BOLT (7/16-14 x 4 7/16)	8.900
9. BOLT (3/8-16 x 15/16)	0.002
10. MOUNT, Eng	0.027
11. NUT (7/16-14)	8.917



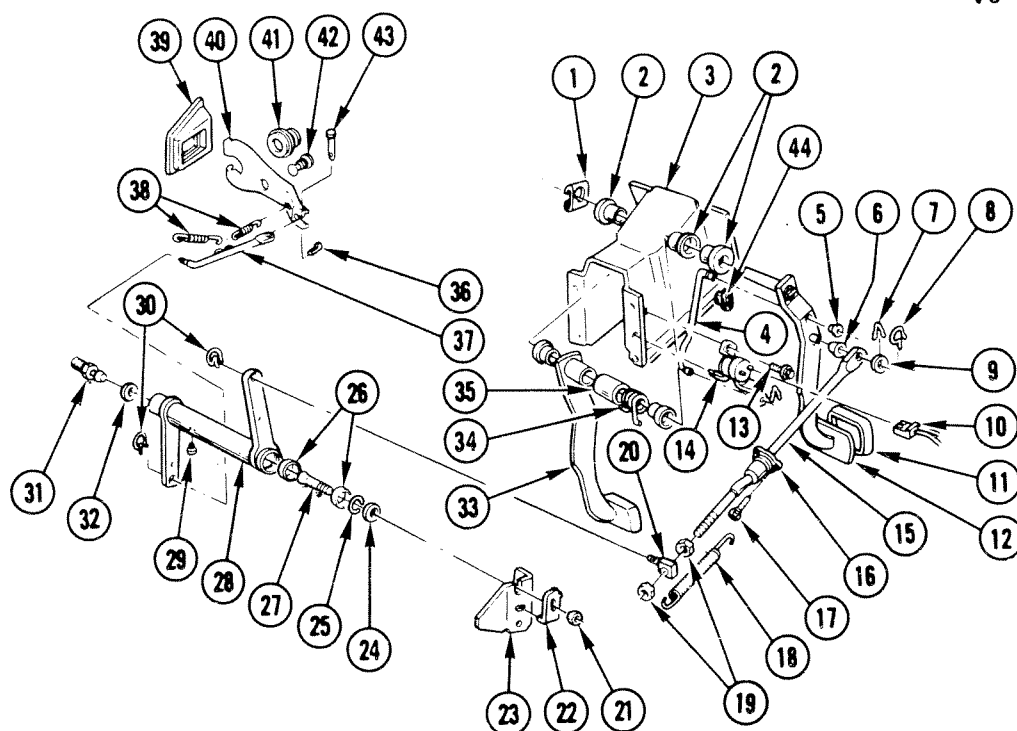
DIAPHRAGM SPRING TYPE CLUTCH DETAILS

1. PLATE	0.863	7. BEARING	0.799
2. DISC	0.886	8. RETAINER	4.356
3. FLYWHEEL	0.666	9. WASHER	8.932
4. BOLT	0.864	10. STUD	0.796
5. SPRING	0.864	11. SPRING	0.796
6. COVER	0.859	12. FORK UNIT	0.795
		13. ROD	0.787



COIL SPRING CLUTCH DETAILS

1. PLATE	0.863	10. FORK UNIT	0.795
2. DISC	0.886	11. STUD	0.796
3. FLYWHEEL	0.666	12. WASHER	8.932
4. PIN	0.875	13. BOOT	0.797
5. SPRING	0.864	14. NUT	0.793
6. NUT	0.873	15. ROD	0.787
7. SPRING	0.878	16. STRUT	0.875
8. COVER	0.861	17. BOLT	0.873
9. BEARING	0.799	18. LEVER	0.874



V0-1

1968-82 "Y" CLUTCH LINKAGE

1. RETAINER, Clutch Pedal Shaft	4.634	23. BRACKET, Part of Frame	N.S.
2. BUSHING, Pedal Shaft	4.626	24. WASHER, Stud Dust Seal to Frame (Felt-9/16" 90/80 x 13/8" OD)	0.851
3. REINFORCEMENT, Pedal Mtg	4.634	25. SPRING, Frm Stud St, Ret (1" OD)	0.851
4. ROD, Neutral Start Switch	4.054	26. SEAT, Stud (7/8" Dia)	0.851
5. BUSHING, Neutral Start Switch	4.054	27. STUD, to Frame	0.851
6. WASHER, Clutch Pedal Push (11/32")	0.837	28. LEVER, W/Shaft	0.852
7. RETAINER, Neutral Start Switch	8.934	29. PLUG, Lever	N.S.
8. CLIP, Rod	8.934	30. RETAINER, Trans Cont Rod	4.027
9. WASHER, (5/16" x 53/64")	8.929	31. STUD, to Engine	0.851
10. WIRE ASM, Neutral Safety Switch	N.S.	32. WASHER, Stud Dust Seal	0.851
11. COVER, Pedal	4.630	33. PEDAL ASM, Brake	4.625
12. PEDAL ASM, Clutch	0.830	34. SPRING, Pedal Return	4.760
13. BOLT, Switch	8.900	35. BUSHING, Pedal Return Spring Bush	4.626
14. SWITCH ASM, Clu Oper Neu Start	4.054	36. PIN, (3/32" x 1")	8.938
15. ROD, Pedal Push	0.854	37. ROD, Fork Push (8 37/64" OL)	0.787
16. SEAL, Pedal Push Rod Dash	0.829	38. SPRING, Clutch Fork Push Rod Ret	0.844
17. BOLT, (1/4"-20 x 1/2")	8.900	39. BOOT, Clutch Fork	0.797
18. SPRING, Pedal Return	0.844	40. FORK ASM, Clutch Release	0.795
19. NUT, (3/8"-16)	8.916	41. BEARING, Clu Throwout (1 7/32" OL)	0.799
20. SWIVEL, Pedal Push Rod	0.787	42. STUD, Clutch Fork	0.796
21. NUT (3/8"-16)	8.915	43. PIN, Push Rod to Fork (1 1/2" OL)	0.793
22. WASHER, (61/64" x 9/16")	0.851	44. BUMPER, Pedal	0.829

NOTES

BLANK-2



CHEVROLET CHASSIS GROUP 0.000



ENGINE — CLUTCH

ALPHABETICAL INDEX

A		DOWEL , Engine Clutch Housing or Transmission 0.685	
ARM, Engine Valve Rocker 0.333		DOWEL, Engine Flywheel 0.669	
ARM KIT, Engine Valve Rocker 0.333			
B		E	
BALANCER, Engine Crankshaft 0.659		EMBLEM, Engine Valve Rocker Arm 0.386	
BALL, Engine Valve 0.459		ENGINE, Engine Partial 0.033	
BALL, Engine Valve Adjusting 0.429		ENGINE, Universal 0.000	
BEARING , Engine Camshaft 0.539		EXPANSION PLUGS, Engine Block & Cylinder Head..... 0.034	
BEARING, Engine Camshaft Thrust..... 0.533		EXTENSION, Flywheel..... 0.679	
BEARING , Engine Clutch Release fork..... 0.799			
BEARING, Engine Crankshaft Clutch Pilot..... 0.649		F	
BEARING KIT , Engine Connecting Rod..... 0.616		FLYWHEEL , Engine Crankshaft..... 0.666	
BEARING KIT, Engine Crankshaft..... 0.096		FORK , Engine Clutch Release 0.795	
BLOCK, Engine Partial..... 0.033			
BOLT, Clutch Release Lever..... 0.873		G	
BOLT, Engine Clutch..... 0.864		GASKET, Engine Cylinder Head 0.289	
BOLT, Engine Clutch Cover to Flywheel..... 0.862		GASKET, Engine Front Cover 0.207	
BOLT, Engine Connecting Rod Cap 0.623		GASKET, Engine Valve Rocker Arm Cover..... 0.423	
BOLT, Engine Crankshaft Pulley and Balancer.... 0.662		GASKET KIT, Engine 0.010	
BOLT , Engine Cylinder Head..... 0.293		GASKET KIT, Engine Cylinder Head 0.289	
BOLT , Engine Flywheel..... 0.669		GASKET, Valve Push Rod Cover..... 0.443	
BOLT, Engine Main Bearing Cap 0.056		GEAR , Engine Camshaft..... 0.736	
BOLT , Engine Mounting..... 0.002		GEAR, Engine Flywheel..... 0.673	
BOLT, Engine Valve Rocker Arm Cover 0.413		GROMMET, Engine Valve Rocker Arm 0.386	
BOLT, Flywheel..... 0.679		GUIDE , Engine Valve Push Rod..... 0.439	
BOOT, Engine Clutch Release Fork..... 0.797		GUIDE, Intake and Exhaust Valve Stem..... 0.283	
BRACKET, Engine Clutch Control 0.852			
BRACKET, Engine Lift..... 0.004		H	
BRACKET, Engine Mounting..... 0.029		HEAD, Engine Cylinder..... 0.269	
BUMPER, Engine Clutch Pedal 0.829		HOUSING, Bolt Engine Clutch 0.683	
BUSHING , Engine Clutch Pedal..... 0.831			
BUSHING, Engine Clutch Lever & Shaft..... 0.851		I	
C		INSERT, Engine Cylinder Head 0.293	
CAMSHAFT , Engine..... 0.519		INSULATOR , Engine Valve Rocker Arm Cover 0.413	
CAP, Engine Main Bearing 0.095			
CAP, Engine Valve Spring 0.309		K	
CHAIN, Engine Timing..... 0.724		KEY , Engine Valve Spring..... 0.310	
COVER, Engine cover front..... 0.206			
COVER, Engine Clutch..... 0.859			
COVER, Engine Clutch Plate..... 0.861			
COVER, Engine Valve Rocker Arm..... 0.386			
COVER, Flywheel..... 0.679			
COVER KIT, Engine Valve Rocker Arm..... 0.386			
CRANKSHAFT, Engine..... 0.646			
D			
DAMPER, Engine Crankshaft..... 0.659			

ALPHABETICAL INDEX

L

LEVER, Engine Clutch Control	0.852
LIFTER, Engine Valve	0.459

M

MOUNTING, Engine	0.027
------------------------	-------

N

NUT, Clutch Release Lever	0.873
NUT, Engine Connecting Rod Bolt	0.626
NUT, Engine Mounting	0.002
NUT, Engine Valve Adjusting	0.429

P

PEDAL, Engine Clutch Pedal	0.830
PIN, Clutch Fork Push Rod	0.793
PIN, Clutch Release Lever	0.875
PIN, Engine Clutch Housing or Transmission	0.685
PIN, Engine Cylinder Head	0.293
PIN, Engine Flywheel	0.669
PISTON, Engine	0.629
PISTON KIT, Engine	0.629
PLASTIGAGE, Engine Main Bearing Clearance	0.093
PLATE, Clutch Pedal Pull Back Spring	0.846
PLATE, Engine Clutch Driven	0.886
PLATE, Engine Clutch Pressure	0.863
PLUG, Engine Block & Cylinder Head	0.034
PLUG, Engine Camshaft Rear Bearing	0.553
PLUG, Engine Clutch Pedal	0.829
POINTER, Engine Front Cover	0.219
PULLEY, Engine Crankshaft	0.659

R

REINFORCEMENT, Engine Valve Rocker Arm Cover	0.413
RETAINER, Clutch and Brake Pedal Shaft	0.837
RETAINER, Engine Piston Pin	0.639
RING KIT, Engine Piston	0.643
ROD, Clutch Fork Release	0.787
ROD, Engine Clutch Pedal Control	0.854
ROD, Engine Piston	0.603
ROD, Engine Valve Push	0.426
ROTATOR, Engine Valve Spring	0.309

S

SCREW, Engine Valve Adjusting	0.429
SCREW, Flywheel	0.679
SEALANT, Engine Valve Rocker Arm Cover	0.423
SEAL, Engine Clutch Lever & Shaft	0.851
SEAL, Engine Clutch Pedal	0.829
SEAL, Engine Crankshaft Front	0.213
SEAL, Engine Rear Main Bearing	0.137
SEAL, Engine Valve	0.308
SEAL KIT, Engine Valve	0.308
SEAT, Engine Clutch Lever & Shaft	0.851
SHAFT, Valve Rocker Arm	0.353
SHIELD, Engine Mounting	0.029
SHIELD, Engine Valve	0.308
SHIM, Engine Mounting	0.002
SHIM, Engine Valve	0.303
SHIM KIT, Engine Main Bearing Cap	0.153
SPRING, Clutch and Brake Pedal Shaft	0.837

SPRING, Clutch Pressure	0.865
SPRING, Clutch Pressure Lever Retainer	0.878
SPRING, Engine Clutch	0.864
SPRING, Engine Clutch Fork	0.844
SPRING, Engine Clutch Lever & Shaft	0.851
SPRING, Engine Clutch Release Fork	0.796
SPRING, Engine Valve	0.303
SPRING KIT, Engine Valve	0.303
SPROCKET, Engine Camshaft	0.736
SPROCKET, Engine Crankshaft	0.728
STRUT, Clutch Release Lever	0.875
STUD, Engine Clutch Lever & Shaft	0.851
STUD, Engine Clutch Release Fork	0.796
STUD, Engine Cylinder Head	0.293
STUD, Engine Main Bearing Cap	0.056
STUD, Engine Valve Adjusting	0.429
STUD, Engine Valve Rocker Arm Cover	0.413
STUD, Flywheel	0.679
SUPPORT, Valve Rocker Arm Shaft	0.349
SWIVEL, Clutch Fork Release	0.787

U

UNDERPAN, Flywheel	0.679
--------------------------	-------

V

VALVE, Exhaust	0.297
VALVE, Intake	0.296

W

WASHER, Clutch and Brake Pedal Shaft	0.837
WASHER, Clutch Fork Push Rod	0.793
WASHER, Engine Clutch Lever & Shaft	0.851
WASHER, Engine Crankshaft Pulley and Balancer	0.662
WASHER, Engine Cylinder Head	0.293

ENGINE

0.000 ENGINE, Universal

NOTE 1: THIS ENGINE HAS THE FOLLOWING ITEMS DELETED: WATER PUMP, TORSIONAL DAMPER, INLET AND EXHAUST MANIFOLDS, DISTRIBUTOR, FLYWHEEL, SPARK PLUGS, CLUTCH, CLUTCH HOUSING AND RELATED PARTS. THESE PARTS MAY BE TRANSFERRED FROM THE REPLACED ENGINE IF IN SATISFACTORY CONDITION, OR PURCHASED NEW. WHEN REPLACEMENT PARTS ARE REQ'D FOR THIS ENGINE AS IT IS RECEIVED, THEY SHOULD BE ORDERED USING THE LATEST MODEL YEAR CATALOG. IF PARTS ARE REQUIRED FOR THESE ITEMS BEING TRANSFERRED FROM THE REPLACED ENGINE OR ANY DRESS ITEMS, THEY SHOULD BE ORDERED ACCORDING TO THE MODEL YEAR OF THE VEHICLE. WHEN USED WITH AUTOMATIC TRANSMISSIONS, REMOVE CLUTCH PILOT BEARING FROM CRANKSHAFT.

NOTE 2: MODEL YEAR IDENTIFICATION WHICH MAY BE REQUIRED FOR DETERMINATION OF REPLACEMENT PARTS IS LOCATED IN THE ENGINE IDENTIFICATION SECTION AT THE FRONT OF THIS CATALOG.

NOTE 3: THIS ENGINE MAY HAVE BEEN BUILT WITH CYL HD INCORPORATING 3/8 SENDER HOLE IN LH HEAD. IT WILL BE NECESSARY TO PROCURE SENDER-WATER TEMP #89993164 FOR 1979 MDLS. IF USED ON 1978 AND PRIOR MDLS, THE FOLLOWING IS REQUIRED: REMOVE EXISTING TEMP LGHT SENDING UNIT AND DISCARD. USING 3/8" PIPE HOLE IN CYL HD AS A TEMPLATE, DRILL OUT HOLE TO 23/32" & TAP TO 1/2-14 N.P.S.I. INSTALL ORGINAL SENDER SW FROM REPLACED ENGINE.

71-79 Y (350) (EXC. SP. H/PER.) 14009800 1 N.L. ENGINE, (NOTE 1,2,3)

0.002 BOLT -NUT -SHIM, Engine Mounting

53-74 Y	9775107	AR	.66	BOLT (7/16-14 X 4 7/8 H PT 280M PC) ..
72-82 Y	399803	2	.82	BOLT, ENG MT TO ENG BRKT (HEX. 7/16-14 X 4 7/16")(6.509)
74-82 Y	331246	AR	.30	BOLT (3/8-16 X 15/16)(300M)
76-79 Y	334972	2	.54	BOLT (7/16-14 X 5 1/8) (300M)
66-82 Y	3774712	2	.40	NUT (7/16-20)
76-79 Y	6262212	AR	.30	NUT, ENG MT FLANGE HD (7/16-14)(301M)
66-74 Y (427, 454) W/A.C.	3910756	2	2.35	SHIM, FRT MT

0.004 BRACKET, Engine Lift

75-81 Y	3923243	1	1.65	BRACKET, ENG LIFTING RR
80 Y(305)	14047070	1	2.65	BRACKET, ENG LIFTING FRT

0.010 GASKET KIT, Engine

NOTE: THE BELOW ENGINE SMALL PARTS GASKET KITS TOGETHER WITH OIL PAN GASKET KIT (GROUP 1.429) AND CYLINDER HEAD GASKET KIT (GROUP 0.289) PROVIDE ALL NECESSARY GASKETS FOR COMPLETE ENGINE OVERHAUL.

NOTE 1: OIL PAN FRONT SEAL 3887151(1974 & PRIOR) OR 357159(1975 & UP) MUST BE USED WITH GASKET KIT 471856.

59-81 Y	471856	1	15.55	GASKET KIT, ENG (NOTE 1)
65-74 Y (396, 427, 454)	476074	1	N.L.	GASKET KIT, ENG
82 Y(5.7)	14050645	1	7.90	GASKET KIT, ENG

0.027 MOUNTING, Engine

53-62 Y	3700332	2	7.65	MOUNTING, FRT LWR
53-62 Y	3703873	2	12.55	MOUNTING, FRT UPR
63 Y	3870182	1	9.10	MOUNTING (ORANGE STRIP) (4.081)
63-82 Y	6258154	2	N.L.	MOUNTING

0.029 BRACKET-SHIELD, Engine Mounting

56-63 Y (8 CYL.)	3786779	1	10.85	BRACKET, BETWEEN WATER PUMP AND ENG.
63-82 Y	3819305	LH	16.05	BRACKET, FRT
63-82 Y	3923680	RH	23.95	BRACKET, FRT
68-79 Y	3913882	1	6.10	BRACKET, TRANS SUPT MT (USAGE 4.083)
68-69 Y (427) W/H/PER., SP. H/PER. (EXC. 3/2 BC)	3980706	LH	3.40	SHIELD, ENG MT HT
70-71 Y	3980706	2	3.40	SHIELD, ENG MT HT
72-74 Y (454)	3980706	2	3.40	SHIELD, ENG MT HT

0.033 BLOCK-ENGINE, Engine Partial

NOTE: CAUTION COMBINATION NOT APPEARING BELOW SHOULD BE CHECKED IN THE ENGINE SERIES NUMBER AND SUFFIX CHART IN FRONT OF CATALOG TO DETERMINE IF THE COMBINATION WAS AVAILABLE IN PRODUCTION. IF NOT AVAILABLE, NO ATTEMPT SHOULD BE MADE TO MAKE THE INSTALLATION.

NOTE: FITTED BLOCK INCLUDES BLOCK, PISTON & PIN ASM, CRANKSHAFT BRGS, AND RR SEAL.

NOTE 1: PARTIAL ENGINES 3974228 (1ST DESIGN) AND 3970699 (2ND DESIGN) ARE NOT INTERCHANGEABLE. PARTIAL ENGINE 3970699 HAS FLOATING PISTON DESIGN AND IS USED WITH OPEN CHAMBER CYLINDER HEAD.

NOTE 2: INCLUDES BLOCK,CONNECTING ROD/PISTON ASM, CAMSHAFT AND RELATED PARTS, CRANKSHAFT, BEARINGS, AND REAR SEAL.

ENGINE

0.033 BLOCK-ENGINE, Engine Partial (Con't)

NOTE 3: WHEN USING ON 1968 AND PAST MODELS, IT IS NECESSARY TO REMOVE THE TWO DOWEL PINS FROM FRONT OF CASE WHEN TRANSFERING FRONT END COVER FROM REPLACED ENGINE.

NOTE 4: TRANSFER BRG. CAP STUDS FROM REPLACED ENGINE.

NOTE 5: INCLUDES BLOCK, CONNECTING ROD/PISTON ASM, CRANKSHAFT, BEARINGS, RR SEAL; LESS CAMSHAFT AND RELATED PARTS.

62-67	Y (327) (EXC. H/PER., SP. H/PER., F.I.)	3970134	1	840.00	BLOCK, FITTED
62-67	Y (327) W/SP. H/PER., F.I.	3970136	1	716.00	BLOCK, FITTED
66-69	Y (427) (EXC. SP. H/PER.)	3970683	1	1067.00	BLOCK, FITTED (NOTE 3)
69-70	Y (350) W/H/PER.	3970643	1	984.00	BLOCK, FITTED
70	Y (350) W/SP. H/PER.	3966920	1	1108.00	BLOCK, FITTED
70	Y (454) W/H/PER.	3981808	1	1108.00	BLOCK, FITTED (NOTE 4)
71-72	Y (350) (EXC. SP. H/PER.)	3997426	1	862.00	BLOCK, FITTED W/REAR SEAL
71-79	Y (350) W/SP. H/PER.	474172	1	1108.00	BLOCK, FITTED W/REAR SEAL
71-72	Y (454) W/H/PER.	6259223	1	1108.00	BLOCK, FITTED
73-79	Y (350) (EXC. SP. H/PER.)	6259425	1	862.00	BLOCK, FITTED W/REAR SEAL
73	Y (454)	6259223	1	1108.00	BLOCK, FITTED
74	Y (454)	359070	1	1108.00	BLOCK, FITTED
80	Y (305)	14019867	1	822.00	BLOCK, FITTED
80	Y (350) W/SP H/PER	14019870	1	1203.00	BLOCK, FITTED
80	Y(350)(EXC SP H/PERF)	14019869	1	792.00	BLOCK, FITTED
81	Y(350)	14019869	1	792.00	BLOCK, FITTED
82	Y (5.7)	14019870	1	1203.00	BLOCK, FITTED
69-70	Y (350) (EXC. H/PER., SP. H/PER.)	3970655	1	1436.00	ENGINE, PARTIAL (NOTE 2)
69-70	Y (350) W/H/PER.	3970653	1	1328.00	ENGINE, PARTIAL (NOTE 2)
69	Y (427) W/H.D. (2ND DESIGN)	3970699	1	2127.00	ENGINE, PARTIAL (NOTE 1,,2)
70	Y (350) W/SP. H/PER.	3966921	1	1771.00	ENGINE, PARTIAL (NOTE 2)
70	Y (454) (EXC. H.D.)	3981818	1	1805.00	ENGINE, PARTIAL (NOTE 2)
71-72	Y (350) (EXC. SP. H/PER.)	464153	1	1312.00	ENGINE, PARTIAL (NOTE 2)
71	Y (454) W/SP. H/PER.	3997548	1	1602.00	ENGINE, PARTIAL (NOTE 2)
71-72	Y (454) W/H/PER.	6272185	1	1721.00	ENGINE, PARTIAL (NOTE 2)
71-79	Y W/SP. H/PER.	474171	1	1598.00	ENGINE, PARTIAL (NOTE 5)
73	Y (350) (EXC. SP. H/PER.)	14034904	1	1312.00	ENGINE, PARTIAL (NOTE 5)
73	Y (454)	462851	1	1721.00	ENGINE, PARTIAL (NOTE 5)
74-75	Y (350) (EXC. CALIF., SP. H/PER.)	14034904	1	1312.00	ENGINE, PARTIAL (NOTE 5)
74-75	Y (350) W/CALIF. (EXC. SP. H/PER.)	464151	1	1312.00	ENGINE, PARTIAL (NOTE 2)
74	Y (454)	359072	1	1721.00	ENGINE, PARTIAL (NOTE 2)
76-79	Y (350) (EXC. SP. H/PER.)	14034904	1	1312.00	ENGINE, PARTIAL (NOTE 5)
80	Y (305)	14019868	1	1271.00	ENGINE, PARTIAL (NOTE 5)
80	Y (350) (EXC SP H/PER)	14019871	1	1206.00	ENGINE, PARTIAL (NOTE 5)
80	Y (350) W/SP H/PER	14019872	1	1738.00	ENGINE, PARTIAL (NOTE 5)
81	Y (350)	14019871	1	1206.00	ENGINE, PARTIAL (NOTE 5)
82	Y (5.7)	14019872	1	1738.00	ENGINE, PARTIAL (NOTE 5)

0.034 EXPANSION PLUGS-PLUG, Engine Block & Cylinder Head

53-73	Y	838538	1	.32	EXPANSION PLUGS, WAT JKT HOLE (1 5/8" O.D.) (CUP TYPE)
53-55	Y (6 CYL.)	3835577	AR	.25	EXPANSION PLUGS, OIL PRESS PIPE-IN BLOCK (19/32 O.D.,CUP SHAPE)
55-68	Y (8 CYL.) (EXC. 396,427)	3738306	AR	.98	EXPANSION PLUGS (SQUARE SOCKET WAT JKT HOLE) (1 1/4")
65-69	Y (396, 427)	3864810	4	.50	EXPANSION PLUGS, CYL HEAD AND WAT JKT HOLE (CASTIRON HEADS)
65-74	Y (396, 427, 454) (EXC. AL. CYL. AND CASE)	3743389	11	.54	EXPANSION PLUGS, WAT JKT HOLE (CUP TYPE 1 3/4" O.D.)
70-74	Y (454) (EXC. H.D.)	3864810	4	.50	EXPANSION PLUGS, CYL HEAD AND WAT JKT HOLE (CASTIRON HEADS)
75	Y (350)	3826504	1	1.90	EXPANSION PLUGS, WAT JKT
53-55	Y (6 CYL.)	3835121	AR	.61	PLUG, FRT AND RR (2")

0.056 BOLT-STUD , Engine Main Bearing Cap

53-55	Y (6 CYL.)	3835867	2	.98	BOLT, FRT AND RR INTER (9/16-12 X 3)
62-65	Y	3872781	AR	.65	BOLT (7/16-14 X 3 9/32)
65-69	Y (396, 427) W/SP. H/PER.	3859927	10	.61	BOLT, OTR
65-69	Y (396, 427) W/SP. H/PER.	3909834	AR	.66	BOLT, INR (3 11/32 X 1 3/16)
66-68	Y (EXC. 427)	3872781	AR	.65	BOLT (7/16-14 X 3 9/32)
66-69	Y (427) W/H/PER.	3909834	AR	.66	BOLT, INR (3 11/31 X 1 3/16)
67-69	Y (427) (EXC. AL. CYL. AND CASE)	3909834	AR	.66	BOLT (3 11/32 X 1 3/16)
67-69	Y (427) W/H.D.	3859927	10	.61	BOLT, OTR
69-81	Y (350)	3932480	10	.61	BOLT (7/16-14 X 3 11/32)

ENGINE

0.056 BOLT-STUD, Engine Main Bearing Cap (Con't)

69	Y (427) W/AL. CYL. AND CASE	3952321	6	2.50	BOLT, INR (1/2-13 X 4 1/4)
69	Y (427) W/AL. CYL. AND CASE	3952323	10	1.80	BOLT, OTR (1/2-13 X 3 1/16)
70-80	Y (350) W/SP. H/PER.	3877669	6	1.30	BOLT, SHORT (2 1/16 O.L.) (0.293)
70-74	Y (454) (EXC. H.D.)	3909834	AR	.66	BOLT (3 11/32 X 1 3/16)
71	Y (454) W/SP. H/PER.	3859927	10	.61	BOLT, OTR (2 39/64 X 53/64)
80	Y (305)	3932480	10	.61	BOLT (7/16-14X3 11/32)
82	Y (5.7)	3932480	10	.61	BOLT (7/16-14 X 3 11/32)
62-65	Y (327) W/SP. H/PER., F.I.	3872718	AR	2.40	STUD (7/16-14,3/8-16 X 5 1/4)
65-69	Y (396, 427)	3902885	4	4.25	STUD (1/2-13,3/8-16 X 5 1/8)
69-80	Y (350) W/SP. H/PER.	3960312	AR	3.60	STUD (3/8 -16 X 7/16-14 X 5 5/8)
69	Y (427) W/AL. CYL. AND CASE	336719	4	8.45	STUD, INR
72-74	Y (454)	3902885	4	4.25	STUD (1/2-13,3/8-16 X 5 1/8)

0.093 PLASTIGAGE, Engine Main Bearing Clearance

53-82	Y	1390274	AR	8.50	PLASTIGAGE (TYPE PG-1)
-------	---	---------	----	------	------------------------

0.095 CAP, Engine Main Bearing

55-68	Y (EXC. 396,427)	3970194	4	12.30	CAP (BLUE STRIPE)(NO. 1,2,3,4)
65-66	Y (396,427)(EXC. SP. H/PER.)	3877462	4	12.65	CAP (NO. 1,2,3,4)
65-66	Y (396,427) W/SP. H/PER.	14019825	4	22.80	CAP (NO. 1,2,3,4)
65-74	Y (396,427,454)	14019827	1	23.20	CAP,
67-69	Y (427) (EXC. SP. H/PER., H.D., AL. CYL. AND CASE)	3877462	4	12.65	CAP (NO. 1,2,3,4)
67-69	Y (427) W/H.D., AL. CYL. AND CASE	14019825	4	22.80	CAP (NO. 1,2,3,)
68-81	Y (305,327,350)	3911007	1	10.90	CAP, CR/SHF RR BRG
69-80	Y (350)W/O 4 BOLT MAINS	3956688	4	18.90	CAP (NO. 1,2,3,4)
69-80	Y (350)W/4 BOLT MAINS	3956686	3	20.45	CAP (NO. 2,3,4)
69-80	Y (350)W/4 BOLT MAINS	3956688	1	18.90	CAP (NO. 1)
70-74	Y (454) W/H/PER.	3877462	4	12.65	CAP (NO. 1,2,3,4)
70-71	Y (454)W/SP. H/PER.	14019825	4	22.80	CAP (NO. 1,2,3,4)
80	Y (305)	3956688	4	18.90	CAP (NO. 1,2,3,4)
81	Y (350)	3956688	4	18.90	CAP (NO. 1,2,3,4)
82	Y (5.7)	3911007	1	10.90	CAP, CR/SHF RR BRG
82	Y (5.7)	3956688	4	18.90	CAP (NO. 1,2,3,4)

0.096 BEARING KIT, Engine Crankshaft

NOTE: SEE CHART FOR MODEL APPLICATION.

NOTE: BEARINGS HAVING NO SUPPLEMENTARY NOTE ARE DUREX 100.

NOTE 1: ALUMINUM M-400.

NOTE 2: ALUMINUM M-420.

NOTE 3: USE IN ENGINE WITH STANDARD SIZE CRANKSHAFT MAIN BEARING JOURNALS AS FOLLOWS - POSITION #1-2-3-4 2.299 INCH DIA.AND POSITION #5 2.430 INCH DIA.

NOTE 4: USE IN ENGINE WITH STANDARD SIZE CRANKSHAFT MAIN BEARING JOURNALS AS FOLLOWS - POSITION #1-2-3-4 2.449 INCH DIA.AND REAR POSITION #5 2.448 INCH DIA.

55-61	Y (8 CYL.)	3730189	1	15.30	BEARING KIT (RR)(STD)
57-67	Y (283,327)	3876116	1	11.10	BEARING KIT (FRT)(STD) (NOTE 1,,,3)
57-67	Y (283,327)	3876119	1	11.10	BEARING KIT (FRT)(.010 U.S.) (NOTE 1,,,3)
57	Y (8 CYL.)	3832930	1	11.10	BEARING KIT (STD) (NOTE 2,,,3)
58-61	Y (283)(EXC. H.L. CAM)	3832930	1	11.10	BEARING KIT (STD) (NOTE 2,,,3)
62-68	Y (327)	3779460	1	15.30	BEARING KIT (RR)(STD) (NOTE 1,,,3)
62-68	Y (327)	3832930	1	11.10	BEARING KIT (EXC RR)(STD) (NOTE 2,,,3)
62-68	Y (327)	3912030	1	N.L.	BEARING KIT (RR)(STD) (NOTE 4)
62-68	Y (327)	3912032	1	N.L.	BEARING KIT (RR)(.001 U.S.) (NOTE 4)
62-68	Y (327)	3912033	1	15.25	BEARING KIT (RR)(.002 U.S.) (NOTE 4)
62-68	Y (327)	3912034	1	15.25	BEARING KIT (RR)(.009 U.S.) (NOTE 4)
62-68	Y (327)	3912035	1	15.25	BEARING KIT (RR)(.010 U.S.) (NOTE 4)
62-68	Y (327)	3912036	1	15.25	BEARING KIT (RR)(.020 U.S.) (NOTE 4)
62-68	Y (327)	3912037	1	11.10	BEARING KIT (EXC. RR)(.009 U.S.) (NOTE 4)
62-68	Y (327)	3912038	1	N.L.	BEARING KIT (EXC. RR)(STD) (NOTE 4)
62-68	Y (327)	3912039	1	11.00	BEARING KIT (EXC. RR)(.001 U.S.) (NOTE 4)
62-68	Y (327)	3912040	1	11.10	BEARING KIT (EXC. RR)(.002 U.S.) (NOTE 4)
62-68	Y (327)	3912041	1	11.10	BEARING KIT (EXC. RR)(.010 U.S.) (NOTE 4)
62-68	Y (327)	3912042	1	10.80	BEARING KIT (EXC. RR)(.020 U.S.) (NOTE 4)
65-74	Y (396,427,454)	347013	1	N.L.	BEARING KIT (EXC. RR)(STD)
65-74	Y (396,427,454)	347014	1	13.75	BEARING KIT (EXC. RR)(.001 U.S.)
65-74	Y (396,427,454)	347016	1	13.75	BEARING KIT (EXC. RR)(.010 U.S.)
65-74	Y (396,427,454)	347017	1	19.20	BEARING KIT (EXC. RR)(.020 U.S.)
65-74	Y (396,427,454)	347018	1	19.20	BEARING KIT (RR)(STD)
65-74	Y (396,427,454)	347019	1	19.20	BEARING KIT (RR)(.001 U.S.)

ENGINE

0.096 BEARING KIT, Engine Crankshaft (Con't)

65-74	Y (396,427,454)	347020	1	19.20	BEARING KIT (RR)(.002 U.S.)
65-74	Y (396,427,454)	347021	1	25.25	BEARING KIT (.010 U.S.)
65-74	Y (396,427,454)	347022	1	25.25	BEARING KIT (RR)(.020 U.S.)
65-74	Y (396,427,454)	3885378	1	13.75	BEARING KIT (EXC. RR)(.002 U.S.)
68-75	Y (350)	3912040	1	11.10	BEARING KIT (#1,2,3,4)(.002 U.S.)
68-75	Y (350)	3912041	1	11.10	BEARING KIT (#1,2,3,4)(.010 U.S.)
68-75	Y (350)	3912042	1	10.80	BEARING KIT (#1,2,3,4)(.020 U.S.)
69-81	Y (305,350)	3912030	1	N.L.	BEARING KIT (#5)(STD)
69-81	Y (305,350)	3912032	1	N.L.	BEARING KIT (#5)(.001 U.S.)
69-81	Y (305,350)	3912033	1	15.25	BEARING KIT (#5)(.002 U.S.)
69-81	Y (305,350)	3912034	1	15.25	BEARING KIT (#5)(.009 U.S.)
69-81	Y (305,350)	3912035	1	15.25	BEARING KIT (#5)(.010 U.S.)
69-81	Y (305,350)	3912036	1	15.25	BEARING KIT (#5)(.020 U.S.)
69-75	Y (350)	3912037	1	11.10	BEARING KIT (#1,2,3,4)(.009 U.S.)
69-75	Y (350)	3912038	1	N.L.	BEARING KIT (#1,2,3,4)(STD)
69-75	Y (350)	3912039	1	11.00	BEARING KIT (#1,2,3,4)(.001 U.S.)
76-81	Y (305,350)	462661	1	5.65	BEARING KIT (#1 UPR)(STD)
76-81	Y (305,350)	462664	1	5.65	BEARING KIT (#1 LWR)(STD)
76-81	Y (305,350)	462673	1	5.65	BEARING KIT (#1 UPR)(.001 U.S.)
76-81	Y (305,350)	462674	1	5.65	BEARING KIT (#1 UPR)(.002 U.S.)
76-81	Y (305,350)	462677	1	5.65	BEARING KIT (#1 LWR)(.001 U.S.)
76-81	Y (305,350)	462678	1	5.65	BEARING KIT (#1 LWR)(.002 U.S.)
76-81	Y (305,350)	464047	1	11.10	BEARING KIT (#1)(.010 U.S.)
76-81	Y (305,350)	464048	1	11.10	BEARING KIT (#1)(.020 U.S.)
76-81	Y (305,350)	476011	1	13.55	BEARING KIT (#1)(.009 U.S.)
76-81	Y (305,350)	3912037	1	11.10	BEARING KIT (#2,3,4)(.009 U.S.)
76-81	Y (305,350)	3912038	1	N.L.	BEARING KIT (#2,3,4)(STD)
76-81	Y (305,350)	3912039	1	11.00	BEARING KIT (#2,3,4)(.001 U.S.)
76-81	Y (305,350)	3912040	1	11.10	BEARING KIT (#2,3,4)(.002 U.S.)
76-81	Y (305,350)	3912041	1	11.10	BEARING KIT (#2,3,4)(.010 U.S.)
76-81	Y (305,350)	3912042	1	10.80	BEARING KIT (#2,3,4)(.020 U.S.)
82	Y (5.7)	462661	1	5.65	BEARING KIT (#1 UPR)(STD)
82	Y (5.7)	462664	1	5.65	BEARING KIT (#1 LWR)(STD)
82	Y (5.7)	462673	1	5.65	BEARING KIT (#1 UPR)(.001 U.S.)
82	Y (5.7)	462674	1	5.65	BEARING KIT (#1 UPR)(.002 U.S.)
82	Y (5.7)	462677	1	5.65	BEARING KIT (#1 LWR)(.001 U.S.)
82	Y (5.7)	462678	1	5.65	BEARING KIT (#1 LWR)(.002 U.S.)
82	Y (5.7)	464047	1	11.10	BEARING KIT (#1)(.010 U.S.)
82	Y (5.7)	464048	1	11.10	BEARING KIT (#1)(.020 U.S.)
82	Y (5.7)	476011	1	13.55	BEARING KIT (#1)(.009 U.S.)
82	Y (5.7)	3912030	1	N.L.	BEARING KIT (#5)(STD)
82	Y (5.7)	3912032	1	N.L.	BEARING KIT (#5)(.001 U.S.)
82	Y (5.7)	3912033	1	15.25	BEARING KIT (#5)(.002 U.S.)
82	Y (5.7)	3912034	1	15.25	BEARING KIT (#5)(.009 U.S.)
82	Y (5.7)	3912035	1	15.25	BEARING KIT (#5)(.010 U.S.)
82	Y (5.7)	3912036	1	15.25	BEARING KIT (#5)(.020 U.S.)
82	Y (5.7)	3912037	1	11.10	BEARING KIT (#2,3,4)(.009 U.S.)
82	Y (5.7)	3912038	1	N.L.	BEARING KIT (#2,3,4)(STD)
82	Y (5.7)	3912039	1	11.00	BEARING KIT (#2,3,4)(.001 U.S.)
82	Y (5.7)	3912040	1	11.10	BEARING KIT (#2,3,4)(.002 U.S.)
82	Y (5.7)	3912041	1	11.10	BEARING KIT (#2,3,4)(.010 U.S.)
82	Y (5.7)	3912042	1	10.80	BEARING KIT (#2,3,4)(.020 U.S.)

0.137 SEAL, Engine Rear Main Bearing

NOTE 1: UPPER AND LOWER SEAL MUST BE REPLACED SIMULTANEOUSLY.

53-55	Y (6 CYL.)	3835774	2	1.20	SEAL (GRAPHITE IMPREGNATED - 6 13/16 LONG)
55-58	Y (8 CYL.)	9772826	2	1.10	SEAL (4 3/4 O.L.)
59-81	Y (283,327,350)	473424	2	8.05	SEAL, RR OIL
65-74	Y (396,427,454)	3962863	2	4.85	SEAL, (NOTE 1)
82	Y (5.7)	473424	2	8.05	SEAL, RR OIL

0.153 SHIM KIT, Engine Main Bearing Cap

NOTE 1: FOR USE WITH 3956688 BEARING CAP.

55-68	Y (EXC. 396,427)	3911010	AR	3.55	SHIM KIT (NO. 1,2,3,4)
55-68	Y (EXC. 396,427)	3911011	AR	3.55	SHIM KIT (RR)
65-74	Y (396,427,454)	3877468	AR	3.55	SHIM KIT (NO. 1,2,3,4)
65-74	Y (396,427,454)	3877476	AR	3.55	SHIM KIT (RR)
69-80	Y (350)	3911011	AR	3.55	SHIM KIT (RR)
69-80	Y (350)W/O 4 BOLT MAINS	3911010	AR	3.55	SHIM KIT (NO. 1,2,3,4)
69-80	Y (350)W/4 BOLT MAINS	3911010	AR	3.55	SHIM KIT (NO. 1) (NOTE 1)
69-80	Y (350)W/4 BOLT MAINS	3956690	AR	3.55	SHIM KIT (NO. 2,3,4)
80-81	Y (350)	3911010	AR	3.55	SHIM KIT (NO. 1,2,3,4)
80-81	Y (350)	3911011	AR	3.55	SHIM KIT (RR)
82	Y	3911010	4	3.55	SHIM KIT, CR/SHF BRG CAP #1-2-3-4

ENGINE

0.153 SHIM KIT, Engine Main Bearing Cap (Con't)

82	Y	3911011	1	3.55	SHIM KIT, CR/SHF RR BRG CAP
82	Y (5.7)	3911010	AR	3.55	SHIM KIT (NO. 1,2,3,4)
82	Y (5.7)	3911011	AR	3.55	SHIM KIT (RR)

0.206 COVER, Engine Front Cover

55-61	Y (8 CYL.)	361926	1	15.60	COVER, W/OIL SEAL
62-65	Y (EXC. F.I., SP. H/PER.)	361926	1	15.60	COVER, W/OIL SEAL
62-68	Y (327) W/SP. H/PER., F.I.	361925	1	14.55	COVER
65-74	Y (396,427,454)	330850	1	14.75	COVER,
66-67	Y (327)(EXC. SP. H/PER.)	361926	1	15.60	COVER, W/OIL SEAL(DOUBLE TIMING MARK BRKT.)
68	Y (327)(EXC. SP. H/PER.)	361927	1	14.55	COVER,
75-81	Y(350)	3991433	1	13.00	COVER, W/POINTER
80	Y (305)	3991433	1	13.00	COVER, W/POINTER
82	Y(5.7)	3991433	1	13.00	COVER, W/POINTER

0.207 GASKET, Engine Front Cover

53-55	Y (6 CYL.)	838206	1	.37	GASKET
55-74	Y(EXC. 396,427,454)	3799620	1	.51	GASKET,
65-68	Y (396,427)	3860096	1	.68	GASKET
69-74	Y (427,454)	3935449	1	.78	GASKET
75-81	Y(350)	3799620	1	.51	GASKET,
80	Y (305)	3799620	1	.51	GASKET,
82	Y(5.7)	3799620	1	.51	GASKET,

0.213 SEAL, Engine Crankshaft Front

53-79	Y (EXC. 396,427,454)	3980267	1	4.00	SEAL,
65-74	Y (396,427,454)	3860095	1	4.30	SEAL
80-81	Y	14033199	1	4.50	SEAL,
82	Y(5.7)	14033199	1	4.50	SEAL,

0.219 POINTER, Engine Front Cover

65-74	Y (396,427,454)	3992073	1	.90	POINTER,
69-78	Y (350) (EXC. SP. H/PER.)	3991435	1	1.05	POINTER
69-78	Y (350) W/SP. H/PER.	3991436	1	1.05	POINTER

0.269 HEAD, Engine Cylinder

NOTE 1: 838539 SEAT MUST BE USED ON JOBS W/O HYDRAULIC VALVE LIFTERS.

NOTE 2: WHEN USED ON 1953 CORVETTE, VALVE ROCKER COVER 3836242 AND GASKET 3708646 OR 3708648 MUST BE USED. INSTALL (2) 9411925 VALVE ROCKER COVER SHAFT SUPPORT BOLTS.

NOTE 3: PART NO. 838539 IS NOT REQUIRED IF REPLACED HEAD HAS SPRING SEATS WHICH CAN BE TRANSFERRED.

NOTE 4: WHEN USING 3817680 ON 1957-1958 MODELS IT WILL ALSO BE NECESSARY TO USE CYL. HEAD GASKET 3830711.

NOTE 5: WHEN USING ON MODELS PRIOR TO 1968 USE PIPE PLUG 444667 OR 444746 TO PLUG WATER TEMP. SWITCH HOLE.

NOTE 6: 367125 AND 6260856 IDENT. BY 2 HALF ROUND SCALLOPS AT LOWER EDGE, 464036 AND 464045 IDENT. BY ENTIRE LOWER EDGE SCALLOPED AROUND CYL. HD. BOLTS.

NOTE 7: WHEN USING 464045 IN PLC. OF 369125, MEASURE FROM TOP OF GUIDE TO VALVE SPRING SEAT. IF DIMENSION IS .75, USE 6263796 VALVE SPRING & DAMPER, IF DIMENSION IS .84, USE 3911068 VALVE SPRING & DAMPER.

NOTE 8: WHEN USING 464036 IN PLC. OF 6260856, MEASURE FROM TOP OF GUIDE TO VALVE SPRING SEAT. IF DIMENSION IS .75, USE 6263796 VLV SPRING & DAMPER, IF DIMENSION IS .84, USE 3911068 VLV SPRING & DAMPER.

56-61	Y	3817680	2	205.00	HEAD, RH AND LH (IDENT NO 3795896) (NOTE 4,,,2,,,3)
61	Y W/F.I.	3958603	2	193.00	HEAD, W/STUDS
62-64	Y (327) (EXC. H/PER., F.I., SP. H/PER.)	3817680	2	205.00	HEAD, RH AND LH (IDENT NO 3795896) (NOTE 4)
62-63	Y (327) W/H/PER., SP. H/PER., F.I.	3958603	2	193.00	HEAD, W/STUDS
64	Y (327) W/H/PER.	3958603	2	193.00	HEAD, W/STUDS
64-68	Y (327) W/SP. H/PER., F.I.	3987376	2	216.00	HEAD, W/GDE AND STUDS
65-68	Y (327) (EXC. SP. H/PER., F.I.)	3958603	2	193.00	HEAD, W/STUDS
65-69	Y (396, 427) W/SP. H/PER.	3919839	2	255.00	HEAD, W/VLV GDE (CAST IRON HEAD) (NOTE 5)
65-69	Y (396, 427) (EXC. SP. H/PER., H.D., AL.CYL. AND CASE)	3931062	2	189.00	HEAD, W/VLV GDE (NOTE 5)
69-70	Y (350) (EXC. H/PER., SP. H/PER.)	3958603	2	193.00	HEAD, W/STUDS
69	Y (350) W/H/PER.	3987376	2	216.00	HEAD, W/GDE AND STUDS
69	Y (427) W/H.D., AL. CYL. AND CASE	14011076	2	619.00	HEAD, W/VLV GDE

ENGINE

0.269 HEAD, Engine Cylinder (Con't)

70	Y (350) W/H/PER., SP. H/PER.	3987376	2	216.00	HEAD, W/GDE AND STUDS
70	Y (454) (EXC. H.D.)	3964286	2	262.00	HEAD, W/GDE AND CYL VLV
70-71	Y (454) W/H.D., SP. H/PER.	14011076	2	619.00	HEAD, W/VLV GDE (ALUM HEAD)
71-80	Y (350) (EXC. SP. H/PER.)	14034808	2	224.00	HEAD (NOTE 6,,,8)
71-79	Y (350) W/SP. H/PER.	464045	2	227.00	HEAD, W/STUDS AND GDE (NOTE 6,,,7)
71-72	Y (454) (EXC. SP. H/PER.)	3999240	2	262.00	HEAD, W/VLV GDE
71	Y (454) W/SP. H/PER.	6260482	2	277.00	HEAD, W/VLV GDE
73	Y (454)	353047	2	262.00	HEAD, W/GDE
74	Y (454)	352625	2	262.00	HEAD, W/GDE
80	Y (305)	14034807	2	193.00	HEAD
80	Y (350) W/SP. H/PER.	14022206	2	227.00	HEAD
81	Y(350)	14034808	2	224.00	HEAD,
82	Y(5.7)	14034808	2	224.00	HEAD,

0.283 GUIDE, Intake and Exhaust Valve Stem

NOTE 1: TO OBTAIN PROPER VALVE STEM CLEARANCE, GUIDES MUST BE FINISHED WITH .343 HAND REAMER AFTER INSTALLATION IN CYLINDER HEAD.

53-55	Y (6 CYL.)	3688761	6	2.70	GUIDE, EXH (27/16 LENGTH, STRAIGHT SIDES) (NOTE 1)
53-55	Y (6 CYL.)	3708168	6	2.70	GUIDE, INT (3/8 X 9/16) (NOTE 1)

0.289 GASKET-GASKET KIT, Engine Cylinder Head

53-55	Y (6 CYL.)	3701296	1	9.90	GASKET
55-68	Y (265,283,327)	3830711	2	4.85	GASKET,
65	Y (396) W/SP. H/PER.	330860	2	4.90	GASKET (22 1/2 O.L.)
66-70	Y (427,454) (EXC. H.D.)	330860	2	4.90	GASKET (22 1/2 O.L.)
67	Y (427) W/H.D.	3887179	2	13.20	GASKET
68-69	Y (427) W/SP. H/PER.	3921940	2	12.80	GASKET (ALUM CYL HEAD)
68-69	Y (427) W/H.D.	3969865	2	18.75	GASKET
69-81	Y (350)	462691	2	N.L.	GASKET,
71-72	Y (454) W/H/PER.	330860	2	4.90	GASKET (22 1/2 O.L.)
71	Y (454) W/SP. H/PER.	3921940	2	12.80	GASKET (ALUM CYL HEAD)
73-74	Y (454)	330860	2	4.90	GASKET (22 1/2 O.L.)
80	Y (305)	462690	2	5.45	GASKET
82	Y (5.7)	462691	2	N.L.	GASKET,
57-68	Y (283,327)	3931606	1	28.75	GASKET KIT
66	Y (427)	465397	1	65.00	GASKET KIT
67	Y (427) W/H.D.	6259319	1	49.75	GASKET KIT (ALUM HEAD)
67-72	Y (427, 454) (EXC. SP. H/PER., H.D.)	465397	1	65.00	GASKET KIT
68-69	Y (427) W/H.D.	3974218	1	52.75	GASKET KIT
68-71	Y (427,454) W/SP. H/PER.	6259319	1	49.75	GASKET KIT (ALUM HEAD)
69-71	Y (327, 350)	465283	1		GASKET KIT
73	Y (350)	465261	1	N.L.	GASKET KIT,
73	Y (454)	465400	1	62.25	GASKET KIT
74	Y (350)	465262	1	N.L.	GASKET KIT
75	Y (350)	465283	1	N.L.	GASKET KIT
76	Y (EXC. CALIF.)	465283	1	N.L.	GASKET KIT
76	Y W/CALIF.	465261	1	N.L.	GASKET KIT
77	Y	465261	1	N.L.	GASKET KIT
78-80	Y (350)	14038090	1	22.00	GASKET KIT
80	Y (305)	14038089	1	22.00	GASKET KIT
81	Y (350)	14033554	1	41.50	GASKET KIT
82	Y(5.7)	14045085	1	47.75	GASKET KIT,

0.293 BOLT -INSERT-PIN -STUD -WASHER , Engine Cylinder Head

NOTE 1: USE WITH CYLINDER HEAD WITH CAST-IN OIL TROUGH ON OUTER EDGE.

NOTE 2: RAISED CIRCLE ON HEAD.

NOTE 3: CIRCLE ON TOP OF HEAD.

NOTE 4: RAISED CROSS ON TOP OF HEAD.

53-55	Y (6 CYL.)	3835811	AR	.97	BOLT (12/32-13 X 4 1/2) (NOTE 2)
55-81	Y (265,283,305,327,350)	3704796	16	.50	BOLT (7/16-14 X 1 3/4)
55-81	Y (265,283,305,327,350)	3734594	AR	.53	BOLT (7/16 -14 X 3 3/4) (NOTE 3)
59-81	Y (265,283,305,327,350)	3767468	4	.50	BOLT (7/16 -14 X 3) (NOTE 1,,,3)
65-74	Y (396, 427, 454) (EXC. AL. CYL. AND CASE)	3877668	24	.78	BOLT (4 1/2 O.L.) (NOTE 4)
65-74	Y (396,427,454)	3877669	6	1.30	BOLT (2 1/16 O.L.)
69	Y (427) W/AL. CYL. AND CASE	3952330	24	1.15	BOLT (7/16-14 X 4 9/16)
69	Y (427) W/AL. CYL. AND CASE	3952331	8	.94	BOLT (7/16-14 X 2 1/2)
75-80	Y (350) W/SP. H/PER.	3877669	6	1.30	BOLT (9/16-14X2.06)(0.293)
82	Y (5.7)	3704796	16	.50	BOLT (7/16-14 X 1 3/4)
82	Y (5.7)	3734594	AR	.53	BOLT (7/16 -14 X 3 3/4) (NOTE 3)
82	Y (5.7)	3767468	4	.50	BOLT (7/16 -14 X 3) (NOTE 1,,,3)
69-70	Y (427, 454) W/AL CYL AND CASE	452720	32	1.20	INSERT (7/16-14X7/8)(8.914)

ENGINE

0.293 BOLT -INSERT-PIN -STUD -WASHER , Engine Cylinder Head (Con't)

65-74	Y (396,427,454)	3894327	4	.34	PIN (1/2 I.D. X 5/8 DIA)
75-78	Y (350)	585927	4	.34	PIN (5/16 X 9/16)
69	Y (427) W/H.D., AL. CYL. AND CASE	3946079	4	1.50	STUD (7/16-14-20 X 2 5/8)
71	Y (454) W/SP. H/PER.	3946079	4	1.50	STUD (7/16-14-20 X 2 5/8)
53-74	Y (454) W/SP. H/PER.	3899696	AR	.36	WASHER (ALUM)
66-68	Y (427) W/SP. H/PER., H.D., AL. CYL. AND CASE	3899696	AR	.36	WASHER (ALUM)

0.296 VALVE , Intake

53-55	Y (6 CYL.)	3815082	1	9.95	VALVE (STD)
55-56	Y (8 CYL.) (EXC. DUAL 4BC)	3989083	1	9.95	VALVE (STD)
55-56	Y (8 CYL.) (EXC. DUAL 4BC)	3995684	1	9.95	VALVE (.003 O.S.)
55-56	Y (8 CYL.) (EXC. DUAL 4BC)	3995685	1	9.95	VALVE (.015 O.S.)
55-56	Y (8 CYL.) (EXC. DUAL 4BC)	14033020	1	10.05	VALVE (.030 O.S.)
57-61	Y (8 CYL.) (EXC. H.L. CAM)	3989083	1	9.95	VALVE (STD)
57-61	Y (8 CYL.) (EXC. H.L. CAM)	3995684	1	9.95	VALVE (.003 O.S.)
57-61	Y (8 CYL.) (EXC. H.L. CAM)	3995685	1	9.95	VALVE (.015 O.S.)
57-61	Y (8 CYL.) (EXC. H.L. CAM)	14033020	1	10.05	VALVE (.030 O.S.)
61	Y W/F.I.	3989085	1	9.85	VALVE (STD)
61	Y W/F.I.	3995681	1	9.95	VALVE (.003 O.S.)
61	Y W/F.I.	3995682	1	9.95	VALVE (.015 O.S.)
61	Y W/F.I.	3995683	1	9.95	VALVE (.030 O.S.)
62-64	Y (283, 327) (EXC. H/PER., SP. H/PER., F.I.)	3989083	1	9.95	VALVE (STD)
62-64	Y (283, 327) (EXC. H/PER., SP. H/PER., F.I.)	3995684	1	9.95	VALVE (.003 O.S.)
62-64	Y (283, 327) (EXC. H/PER., SP. H/PER., F.I.)	3995685	1	9.95	VALVE (.015 O.S.)
62-64	Y (283, 327) (EXC. H/PER., SP. H/PER., F.I.)	14033020	1	10.05	VALVE (.030 O.S.)
62-63	Y W/SP. H/PER., H/PER., F.I.	3989085	1	9.85	VALVE (STD)
62-63	Y W/SP. H/PER., H/PER., F.I.	3995681	1	9.95	VALVE (.003 O.S.)
62-63	Y W/SP. H/PER., H/PER., F.I.	3995682	1	9.95	VALVE (.015 O.S.)
62-63	Y W/SP. H/PER., H/PER., F.I.	3995683	1	9.95	VALVE (.030 O.S.)
64-68	Y (327) W/SP. H/PER., F.I.	3849814	1	N.L.	VALVE (STD)
64-68	Y (327) W/SP. H/PER., F.I.	3849815	1	13.80	VALVE (.003 O.S.)
64-68	Y (327) W/SP. H/PER., F.I.	3849816	1	13.80	VALVE (.015 O.S.)
64-68	Y (327) W/SP. H/PER., F.I.	3849817	1	13.80	VALVE (.030 O.S.)
64	Y W/H/PER.	3989085	1	9.85	VALVE (STD)
64	Y W/H/PER.	3995681	1	9.95	VALVE (.003 O.S.)
64	Y W/H/PER.	3995682	1	9.95	VALVE (.015 O.S.)
64	Y W/H/PER.	3995683	1	9.95	VALVE (.030 O.S.)
65-68	Y (327) (EXC. SP. H/PER., F.I.)	3989085	1	9.85	VALVE (STD)
65-68	Y (327) (EXC. SP. H/PER., F.I.)	3995681	1	9.95	VALVE (.003 O.S.)
65-68	Y (327) (EXC. SP. H/PER., F.I.)	3995682	1	9.95	VALVE (.015 O.S.)
65-68	Y (327) (EXC. SP. H/PER., F.I.)	3995683	1	9.95	VALVE (.030 O.S.)
65-68	Y (396, 427) W/SP. H/PER., H.D.	3864808	1	13.80	VALVE (STD)
65-69	Y (396, 427) (EXC. SP. H/PER., H.D., ALUM. CYL. AND CASE)	6263754	1	9.95	VALVE (STD)
65-69	Y (396, 427) (EXC. SP. H/PER., H.D., ALUM. CYL. AND CASE)	6263767	1	9.95	VALVE (.003 O.S.)
65-69	Y (396, 427) (EXC. SP. H/PER., H.D., ALUM. CYL. AND CASE)	6263768	1	9.95	VALVE (.015 O.S.)
65-69	Y (396, 427) (EXC. SP. H/PER., H.D., ALUM. CYL. AND CASE)	6263769	1	9.95	VALVE (.030 O.S.)
69-80	Y (350) (EXC. H/PER., SP. H/PER.)	3989085	1	9.85	VALVE (STD)
69-80	Y (350) (EXC. H/PER., SP. H/PER.)	3995681	1	9.95	VALVE (.003 O.S.)
69-80	Y (350) (EXC. H/PER., SP. H/PER.)	3995682	1	9.95	VALVE (.015 O.S.)
69-80	Y (350) (EXC. H/PER., SP. H/PER.)	3995683	1	9.95	VALVE (.030 O.S.)
69-70	Y (350) W/H/PER.	3849815	1	13.80	VALVE (.003 O.S.)
69-70	Y (350) W/H/PER.	3849816	1	13.80	VALVE (.015 O.S.)
69-70	Y (350) W/H/PER.	3849817	1	13.80	VALVE (.030 O.S.)
69-70	Y (350) W/H/PER.	3942556	1	9.95	VALVE (STD)
69	Y (427) W/SP. H/PER.	3864808	1	13.80	VALVE (STD)
69	Y (427) W/H.D. (1ST DESIGN)	3864808	1	13.80	VALVE (STD)
69	Y (427) W/ALUM. CYL. AND CASE	3969815	1	13.80	VALVE (STD)
69-70	Y (427) W/H.D. (2ND DESIGN)	3969815	1	13.80	VALVE (STD)
70-79	Y (350) W/SP. H/PER.	3849814	1	N.L.	VALVE (STD)

ENGINE

0.296 VALVE , Intake (Con't)

70-79	Y (350) W/SP. H/PER.	3849815	1	13.80	VALVE (.003 O.S.)
70-79	Y (350) W/SP. H/PER.	3849817	1	13.80	VALVE (.030 O.S.)
70	Y (454) (EXC. H.D.)	6263754	1	9.95	VALVE (STD)
70	Y (454) (EXC. H.D.)	6263767	1	9.95	VALVE (.003 O.S.)
70	Y (454) (EXC. H.D.)	6263768	1	9.95	VALVE (.015 O.S.)
70	Y (454) (EXC. H.D.)	6263769	1	9.95	VALVE (.030 O.S.)
71	Y (454) W/SP. H/PER.	3969815	1	13.80	VALVE (STD)
71-72	Y (454) W/H/PER.	6263754	1	9.95	VALVE (STD)
71-72	Y (454) W/H/PER.	6263767	1	9.95	VALVE (.003 O.S.)
71-72	Y (454) W/H/PER.	6263768	1	9.95	VALVE (.015 O.S.)
71-72	Y (454) W/H/PER.	6263769	1	9.95	VALVE (.030 O.S.)
73-74	Y (454)	6263754	1	9.95	VALVE (STD)
73-74	Y (454)	6263767	1	9.95	VALVE (.003 O.S.)
73-74	Y (454)	6263768	1	9.95	VALVE (.015 O.S.)
73-74	Y (454)	6263769	1	9.95	VALVE (.030 O.S.)
80	Y (305)	14025571	8	10.05	VALVE, INT (STD)
80	Y (305)	14037603	8	10.05	VALVE, INT (.0035 O.S.)
80	Y (305)	14037604	8	10.05	VALVE, INT (.0155 O.S.)
80	Y (305)	14037605	8	10.05	VALVE, INT (.0305 O.S.)
80	Y (350) W/SP. H/PER.	3995945	1	15.00	VALVE (.003 O.S.)
80	Y (350) W/SP. H/PER.	3995946	1	9.95	VALVE (.015 O.S.)
80	Y (350) W/SP. H/PER.	3995947	1	15.00	VALVE (.030 O.S.)
80	Y (350) W/SP. H/PER.	14025573	1	10.95	VALVE (STD)
81	Y	14025572	8	N.L.	VALVE, INT (STD)
81-82	Y	14033146	8	10.40	VALVE, INT (.0035 O.S.)
81-82	Y	14033147	8	10.40	VALVE, INT (.0155 O.S.)
81-82	Y	14033148	8	10.40	VALVE, INT (.0305 O.S.)
82	Y (5.7)	14033146	8	10.40	VALVE, INT (.0035 O.S.)
82	Y (5.7)	14033147	8	10.40	VALVE, INT (.0155 O.S.)
82	Y (5.7)	14033148	8	10.40	VALVE, INT (.0305 O.S.)
82	Y (5.7)	14025572	8	N.L.	VALVE, INT (STD)

0.297 VALVE , Exhaust

53-55	Y (6 CYL.)	3995602	1	11.60	VALVE (.003 O.S.)
53-55	Y (6 CYL.)	6263775	1	27.00	VALVE (.015 O.S.)
53-55	Y (6 CYL.)	6263776	1	27.00	VALVE (.030 O.S.)
53-55	Y (6 CYL.)	6263778	1	26.55	VALVE (STD)
55-57	Y (265) (EXC. F.I., H.L. CAM)	3995602	1	11.60	VALVE (.003 O.S.)
55-57	Y (265) (EXC. F.I., H.L. CAM)	6263775	1	27.00	VALVE (.015 O.S.)
55-57	Y (265) (EXC. F.I., H.L. CAM)	6263776	1	27.00	VALVE (.030 O.S.)
55-57	Y (265) (EXC. F.I., H.L. CAM)	6263778	1	26.55	VALVE (STD)
56-63	Y (265, 283, 327) W/H.L. CAM	3779486	1	11.95	VALVE (STD)
58-61	Y (283) (EXC. DUAL 4BC, H.L. CAM)	3995602	1	11.60	VALVE (.003 O.S.)
58-61	Y (283) (EXC. DUAL 4BC, H.L. CAM)	6263775	1	27.00	VALVE (.015 O.S.)
58-61	Y (283) (EXC. DUAL 4BC, H.L. CAM)	6263776	1	27.00	VALVE (.030 O.S.)
58-61	Y (283,) (EXC. DUAL 4BC, H.L. CAM)	6263778	1	26.55	VALVE (STD)
62-70	Y (327, 350) (EXC. H/PER., SP. H/PER., F.I.)	3995602	1	11.60	VALVE (.003 O.S.)
62-70	Y (327, 350) (EXC. H/PER., SP. H/PER., F.I.)	6263775	1	27.00	VALVE (.015 O.S.)
62-70	Y (327, 350) (EXC. H/PER., SP. H/PER., F.I.)	6263776	1	27.00	VALVE (.030 O.S.)
62-70	Y (327, 350) (EXC. H/PER., SP. H/PER., F.I.)	6263778	1	26.55	VALVE (STD)
64-68	Y (327) W/SP. H/PER., F.I.	3849818	1	N.L.	VALVE (STD)
64-68	Y (327) W/SP. H/PER., F.I.	3850040	1	16.15	VALVE (.003 O.S.)
64-68	Y (327) W/SP. H/PER., F.I.	3850041	1	16.15	VALVE (.015 O.S.)
65-69	Y (396, 427) W/SP. H/PER. (EXC. ALUM. HEADS)	3860002	1	16.15	VALVE (STD)
65-69	Y (396, 427) (EXC. SP. H/PER., H.D., ALUM. CYL. AND CASE)	3931006	1	11.60	VALVE (STD)
65-69	Y (396, 427) (EXC. SP. H/PER., H.D., ALUM. CYL. AND CASE)	3931097	1	11.60	VALVE (.003 O.S.)
65-69	Y (396, 427) (EXC. SP. H/PER., H.D., ALUM. CYL. AND CASE)	3931098	1	11.60	VALVE (.015 O.S.)
65-69	Y (396, 427) (EXC. SP. H/PER., H.D., ALUM. CYL. AND CASE)	3931099	1	11.55	VALVE (.030 O.S.)
65-69	Y (396, 427) W/SP. H/PER. (EXC. ALUM. HEADS)	6263735	1	27.00	VALVE (.015 O.S.)
67-69	Y (427) W/SP. H/PER., W/ALUM. HEADS	3879619	1	16.15	VALVE (STD)

ENGINE

0.297 VALVE , Exhaust (Con't)

68-70	Y (350) W/H/PER.	3937750	1	16.15	VALVE (STD.)
68-70	Y (350) W/H/PER.	3940912	1	16.15	VALVE (.003 O.S.)
68-70	Y (350) W/H/PER.	3940913	1	16.15	VALVE (.015 O.S.)
68-70	Y (350) W/H/PER.	3940914	1	16.15	VALVE (.030 O.S.)
69	Y (427) W/H.D. (1ST DESIGN)	3879619	1	16.15	VALVE (STD)
69	Y (427) W/H.D. (2ND DESIGN)	3946077	1	16.15	VALVE (STD)
69	Y (427) W/ALUM. CYL & CASE	3946077	1	16.15	VALVE (STD)
70-72	Y (350) W/SP. H/PER.	3849818	1	N.L.	VALVE (STD)
70-72	Y (350) W/SP. H/PER.	3850040	1	16.15	VALVE (.003 O.S.)
70-72	Y (350) W/SP. H/PER.	3850041	1	16.15	VALVE (.015 O.S.)
70	Y (454) (EXC. H.D.)	3931006	1	11.60	VALVE (STD)
70	Y (454) (EXC. H.D.)	3931097	1	11.60	VALVE (.003 O.S.)
70	Y (454) (EXC. H.D.)	3931098	1	11.60	VALVE (.015 O.S.)
70	Y (454) (EXC. H.D.)	3931099	1	11.55	VALVE (.030 O.S.)
71-72	Y (454) W/H/PER.	3931006	1	11.60	VALVE (STD)
71-72	Y (454) W/H/PER.	3931097	1	11.60	VALVE (.003 O.S.)
71-72	Y (454) W/H/PER.	3931098	1	11.60	VALVE (.015 O.S.)
71-72	Y (454) W/H/PER.	3931099	1	11.55	VALVE (.030 O.S.)
71	Y (454) W/SP. H/PER.	3946077	1	16.15	VALVE (STD)
72-79	Y (350) (EXC. SP. H/PER.)	3995602	1	11.60	VALVE (.003 O.S.)
72-75	Y (350) (EXC. SP. H/PER.)	6263775	1	27.00	VALVE (.015 O.S.)
72-75	Y (350) (EXC. SP. H/PER.)	6263776	1	27.00	VALVE (.030 O.S.)
72-75	Y (350) (EXC. SP. H/PER.)	6263778	1	26.55	VALVE (STD)
73-79	Y (350) W/SP. H/PER.	3937750	1	16.15	VALVE (STD)
73-79	Y (350) W/SP. H/PER.	3940912	1	16.15	VALVE (.003 O.S.)
73-79	Y (350) W/SP. H/PER.	3940913	1	16.15	VALVE (.015 O.S.)
73-79	Y (350) W/SP. H/PER.	3940914	1	16.15	VALVE (.030 O.S.)
73-74	Y (454)	3931006	1	11.60	VALVE (STD)
73-74	Y (454)	3931097	1	11.60	VALVE (.003 O.S.)
73-74	Y (454)	3931098	1	11.60	VALVE (.015 O.S.)
73-74	Y (454)	3931099	1	11.55	VALVE (.030 O.S.)
75-79	Y (350)	3995602	1	11.60	VALVE (.0035 O.S.)
76-79	Y (350) (EXC. SP. H/PER.)	3995603	1	11.60	VALVE (.015 O.S.)
76-80	Y (350) (EXC. SP. H/PER.)	3995604	1	11.60	VALVE (.030 O.S.)
76-79	Y (350) EXC. SP. H/PER.)	329275	1	11.45	VALVE (STD)
80-81	Y	14033159	8	11.95	VALVE (.0155 O.S.)
80	Y(350,305)	3995602	1	11.60	VALVE (.0035 O.S.)
80-81	Y(350,305)	14037636	8	N.L.	VALVE (STD)
81	Y	14033158	8	11.95	VALVE (.0035 O.S.)
81	Y	14033160	8	11.95	VALVE (.0305 O.S.)
82	Y(5.7)	14033158	8	11.95	VALVE (.0035 O.S.)
82	Y(5.7)	14033159	8	11.95	VALVE (.0155 O.S.)
82	Y(5.7)	14037636	8	N.L.	VALVE (STD)

0.303 SHIM -SPRING-SPRING KIT, Engine Valve

NOTE 1: WHEN USING 3970627 IT IS NECESSARY TO DISCARD THE VALVE SPRING CAP AND VALVE STEM OIL SEAL WHICH WERE USED WITH 1ST DESIGN SPRING.

NOTE 2: TO BE USED IN PLACE OF VALVE STEM OIL SHIELD WHEN REMOVED AT CUSTOMERS REQUEST.

55-74	Y (8 CYL.) (EXC. H.L. CAM, 396, 427, 454)	3731058	16	.37	SHIM (55/64 I.D. X 1 15/64 O.D. X 1/2" THICK) (NOTE 2)
65	Y (396) W/SP. H/PER.	3864904	16	.37	SHIM (45/64 I.D. X 1 3/64 THICK)
66-74	Y (427, 454)	3875916	16	.39	SHIM, SPRING (45/64" I.D. X 1 31/64" O.D. X 1/64" THICK)
67-69	Y (427) W/H.D., AL. CYL. AND CASE	3891521	16	.61	SHIM, SPRING
55-66	Y (8 CYL.) (EXC. 396, 427)	3735381	16	2.65	SPRING, W/DAMPER, INT AND EXH (2 YELLOW STRIPES PLUS MAROON, ALUM., DK. GREEN, BLACK, BLUE AND WHITE, OR TAN STRIPE)
67-72	Y (283, 327, 350)	3911068	16	2.55	SPRING, W/DAMPER
67-69	Y (427) W/H.D., AL. CYL. AND CASE	3916164	16	6.45	SPRING, W/DAMPER
73-77	Y (350) (EXC. SP. H/PER.)	6263796	8	2.70	SPRING, W/DAMPER
73-74	Y (454)	353075	16	4.00	SPRING, W/DAMPER
75-77	Y (350) W/SP. H/PER.	3911068	16	2.55	SPRING, W/DAMPER
78-81	Y	3911068	16	2.55	SPRING, W/DAMPER
82	Y(5.7)	3911068	16	2.55	SPRING, W/DAMPER
65	Y (396) W/SP. H/PER.	3970627	16	4.80	SPRING KIT (NOTE 1)
66-72	Y (427,454) (EXC. H.D.)	3970627	16	4.80	SPRING KIT (NOTE 1)

0.308 SEAL-SEAL KIT-SHIELD, Engine Valve

53-81	Y (EXC. 396,427,454)	3835333	AR	N.L.	SEAL, VLV STEM OIL("O" RING TYPE)
65-74	Y (396,427,454)	460527	AR	N.L.	SEAL, VLV STEM OIL

ENGINE

0.308 SEAL-SEAL KIT-SHIELD, Engine Valve (Con't)

81-82	Y	14025567	8	.53	SEAL, EXH VLV STEM OIL (.0305 O.S.)
81-82	Y	14037715	8	9.50	SEAL, W/RET, INL VLV STEM OIL (.015 O.S.)
81-82	Y	14037716	8	9.50	SEAL, W/RET, INL VLV STEM OIL (.030 O.S.)
81	Y(350)	460483	8	2.35	SEAL, W/RET, INL VLV STEM (STD, .003 O.S.)
82	Y(5.7)	460483	8	2.35	SEAL, W/RET, INL VLV STEM (STD, .003 O.S.)
82	Y(5.7)	3835333	16	N.L.	SEAL, VLV STEM OIL("O" RING TYPE)
82	Y(5.7)	14025563	8	.53	SEAL, EXH VLV STEM OIL (STD, .0035, .0155 O.S.)
81-82	Y(5.7)	14033547	1	28.50	SEAL KIT, VLV STEM
55-79	Y (8 CYL.)	3836755	AR	.41	SHIELD, VLV STEM OIL
80-81	Y	10007818	16	.49	SHIELD, VLV STEM OIL
82	Y(5.7)	10007818	16	.49	SHIELD, VLV STEM OIL

0.309 CAP-ROTATOR, Engine Valve Spring

NOTE 1: FOR 2ND DESIGN APPLICATION SEE 3964264 CAP ASM., GROUP 0.309.

NOTE 2: 1ST DESIGN VEHICLE REQUIRED A CAP AND SEAL WHILE 2ND DESIGN VEHICLE REQUIRES 3964264 CAP ASM.

55-66	Y (EXC. 396,427)	3729363	AR	.80	CAP, INT AND EXH (1 3/16 O.D.)(STAMPED "H")
65	Y (396) W/SP. H/PER.	3864900	16	.80	CAP (STAMPED "O")
66-69	Y (427) (EXC. H.D.) (1ST DESIGN)	3859909	16	.80	CAP, INT AND EXH (1 13/32" O.D.) (STAMPED "T") (NOTE 1)
67-78	Y (327, 350)	3896934	AR	.80	CAP, VLV SPRING, INT (1 3/32" O.D.) (STAMPED "A")
67-69	Y (427) W/H.D., AL. CYL. AND CASE	3879613	16	4.00	CAP, VLV SPRING
69-72	Y (427, 454) (EXC. H.D.) (2ND DESIGN)	3964264	16	1.10	CAP, W/DEFLECTOR (NOTE 2)
71-72	Y (454)	3999199	8	.84	CAP, INT VLV SPRING (.41 HIGH)
73-74	Y (454)	3864900	16	.80	CAP (STAMPED "O")
75-81	Y	14003974	8	.80	CAP, INL VLV SPRING
82	Y(5.7)	14003974	8	.80	CAP, INL VLV SPRING
73-81	Y	6263794	8	5.70	ROTATOR, EXH VLV
73-74	Y (454)	330848	8	6.30	ROTATOR, EXH VLV
82	Y(5.7)	6263794	8	5.70	ROTATOR, EXH VLV

0.310 KEY, Engine Valve Spring

53-81	Y (EXC. 396, 427, 454)	3947770	32	.40	KEY (PURPLE)
65-74	Y (396,427,454)	3947880	32	.40	KEY (GREEN)
82	Y(5.7)	3947770	32	.40	KEY (PURPLE)

0.333 ARM-ARM KIT, Engine Valve Rocker

55-81	Y (8 CYL.)(EXC. 396,427,454)	3974290	16	N.L.	ARM, W/BALL
69	Y (427) W/AL. CYL. AND CASE	3959182	16	7.25	ARM (STAMPED "H")
69-70	Y (427, 454) W/H.D. (2ND DESIGN)	3959182	16	7.25	ARM (STAMPED "H")
71	Y (454) W/SP. H/PER.	3959182	16	7.25	ARM (STAMPED "H")
82	Y(5.7)	3974290	16	N.L.	ARM, W/BALL
65-69	Y (396, 427) W/SP. H/PER.	6258611	16	N.L.	ARM KIT, W/BALL AND NUT
67-69	Y (427) W/H.D. (1ST DESIGN)	6258611	16	N.L.	ARM KIT, W/BALL AND NUT
68-69	Y (427) (EXC. SP. H/PER., H.D., AL. CYL. AND CASE)	6258611	16	N.L.	ARM KIT, W/BALL AND NUT
70	Y (454) (EXC. H.D.)	6258611	16	N.L.	ARM KIT, W/BALL AND NUT
71-72	Y (454) W/H/PER.	6258611	16	N.L.	ARM KIT, W/BALL AND NUT
73-74	Y (454)	6258611	16	N.L.	ARM KIT, W/BALL AND NUT

0.349 SUPPORT, Valve Rocker Arm Shaft

53-55	Y (6 CYL.)	3783230	6	16.60	SUPPORT (IDENT. NO. 3783230 OR 3836114)
-------	------------	---------	---	-------	---

0.353 SHAFT, Valve Rocker Arm

NOTE 1: WHEN USED ON MODELS PRIOR TO 1954, FOUR 9411925 BOLTS AND TWO 3835659 STUDS ARE REQUIRED.

53-55	Y (6 CYL.)	3836138	2	8.30	SHAFT (2 GROOVES ON PLUG END) (NOTE 1)
-------	------------	---------	---	------	--

0.386 COVER-COVER KIT-EMBLEM-GROMMET, Engine Valve Rocker Arm

NOTE 1: MAY BE USED WITH OR WITHOUT CLOSED VENT.

ENGINE

0.386 COVER-COVER KIT-EMBLEM-GROMMET, Engine Valve Rocker Arm (Con't)

NOTE 2: WHEN USING ON CLOSED VENT. EQUIPPED VEHICLES, IT WILL BE NECESSARY TO REMOVE CENTER FROM GROMMET TO PERMIT ASSEMBLING OF FRESH AIR CONNECTOR INTO SIDE OF COVER.

56-59	Y W/DUAL 4BC, F.I.	3726086	2	21.65	COVER, CAST ALUMINUM (CORVETTE NA EMBOSSED)
59-61	Y W/4BC	3910298	2	15.00	COVER, RH OR LH
62-67	Y (327) (EXC. SP. H/PER., F.I.)	3910298	2	15.00	COVER, RH OR LH
66	Y (427) W/SP. H/PER.	325174	RH	39.00	COVER (CHROME)
66	Y (427) W/SP. H/PER.	3908923	LH	42.75	COVER (CHROME) (ALUM HD)
67	Y (427) (EXC. SP. H/PER., A.I.R.)	338262	RH	23.35	COVER
67	Y (427) W/SP. H/PER. (EXC. A.I.R.)	325174	RH	39.00	COVER (CHROME)
67	Y (427) W/SP. H/PER., A.I.R.	3902390	RH	42.75	COVER (CHROME PLATE) (ALUM HD)
67	Y (427) W/SP. H/PER.	3908923	LH	42.75	COVER (CHROME) (ALUM HD)
68	Y (327) (EXC. SP. H/PER.)	6272227	2	20.60	COVER
68	Y (327) W/SP. H/PER.	3923226	2	35.75	COVER (CHROME)
68-69	Y (427)	325174	RH	39.00	COVER (CHROME)
68-70	Y (427,454)	325169	LH	41.25	COVER (CHROME)
69-73	Y (350) (EXC. H/PER., SP. H/PER.)	6272227	2	20.60	COVER
69	Y (350) W/H/PER.	474207	LH	56.25	COVER, W/OIL FILLER CAP
69-77	Y (350) W/H/PER., SP. H/PER.	474208	RH	56.25	COVER
70-77	Y (350) W/H/PER., SP. H/PER.	474207	LH	56.25	COVER, W/OIL FILLER CAP
70	Y (454)	325174	RH	39.00	COVER (CHROME)
71-72	Y (454)	338261	LH	23.25	COVER
71-74	Y (454)	338262	RH	23.35	COVER
73-76	Y (EXC. 454, SP H/PER.)	464655	RH	19.25	COVER,
74-77	Y (350) (EXC. SP. H/PER.)	14025552	LH	20.70	COVER,
77-80	Y (305, 350) (EXC. SP. H/PER.)	464655	RH	19.25	COVER
78-79	Y (350) (EXC. SP. H/PER.)	464677	LH	20.35	COVER
78-80	Y (350) W/SP. H/PER.	14025553	LH	61.25	COVER
78-80	Y (350) W/SP. H/PER.	14025554	RH	61.25	COVER
80	Y (305)	14025552	LH	20.70	COVER
80	Y (305) (EXC SP. H/PER.)	14095094	LH	20.35	COVER,
81-82	Y	14025553	LH	61.25	COVER,
81-82	Y	14025554	RH	61.25	COVER
59-61	Y (EXC. 4BC)	3767493	2	19.25	COVER KIT
62-67	Y (327) W/SP. H/PER., F.I.	3767493	2	19.25	COVER KIT
69-81	Y	3946860	2	1.25	EMBLEM, CVR
82	Y(5.7)	3946860	2	1.25	EMBLEM, CVR
65-69	Y	3894337	1	.31	GROMMET, COVER TO A/CL (15/16 ID X 1 7/32 OD)(1.745) (NOTE 1,,2)
72	Y (454) W/H/PER.	3894337	1	.31	GROMMET, COVER TO A/CL (15/16 ID X 1 7/32 OD)(1.745) (NOTE 1,,2)

0.413 BOLT-INSULATOR -REINFORCEMENT -STUD, Engine Valve Rocker Arm Cover

NOTE 1: USE WITH BOLT 180016.

64-82	Y	388708	AR	.26	BOLT, FLG HEX (1/4-20 X 9/16, 275M)
78	Y	460578	8	.33	BOLT (1/4-20 X .440)
80	Y (305, 350) (EXC. SP. H/PER)	460578	7	.33	BOLT (1/4-20 X .440)
53	Y	839083	2	.31	INSULATOR (RUBBER-1/2 I.D. X 7/8 O.D.)
54-77	Y	3877670	AR	.25	REINFORCEMENT (1 1/2 O.L.) (NOTE 1)
80	Y (305, 350) (EXC. SP. H/PER) (01.428)	6270052	RH	.37	STUD, VLV RKR CVR (RR-OUTBOARD)

0.423 GASKET-SEALANT, Engine Valve Rocker Arm Cover

NOTE: FOR 1978-81, SEALER IS USED IN PLACE OF VALVE ROCKER COVER GASKET.

53	Y	3694248	1	3.80	GASKET (CORK-3/16 THICK)
54-55	Y (6 CYL.)	3708646	1	3.80	GASKET (CORK-5/32 THICK)
54-55	Y (6 CYL.)	3708648	1	3.80	GASKET (CORK-1/4 THICK)
55-77	Y (EXC. 396,427,454)	3933964	2	N.L.	GASKET,
65-74	Y (396,427,454)	3860315	2	N.L.	GASKET (21 31/32 O.L. X 6 11/16 WIDE) (6 TABS)
81-82	Y	1052366	AR	8.65	SEALANT, VLV RKR CVR(8.800)

0.426 ROD, Engine Valve Push

NOTE 1: MAY ALSO BE USED ON ALL PAST MODEL 283 CU. IN. HIGH PERFORMANCE ENGINES IF IMPROVED DURABILITY IS REQUIRED.

NOTE 2: BLUE STRIPE, BUT MAY ALSO HAVE BLACK STRIPE AT ONE END.

NOTE 3: COLOR MARKED END TO BE AT VALVE ROCKER ARM.

NOTE 4: 1ST DESIGN ENGINES WILL BE BUILT PRIOR TO 9-1-66 AND WILL BE IDENTIFIED ON THE ENGINE STAMP PAD BY T08 PLUS THE DAY BUILT.

ENGINE

0.426 ROD, Engine Valve Push (Con't)

53-55	Y (6 CYL.)	3836261	12	2.60	ROD (10 5/8 LONG)
55-81	Y (EXC. 396,427,454)	3796243	16	N.L.	ROD (7 25/32 O.L.) (NOTE 1,,2,,3)
65-66	Y (396, 427)	3946067	8	3.60	ROD, INT (8 7/32 O.L.)
65-66	Y (396, 427)	3946069	8	3.60	ROD, EXH (9 3/16 O.L.) (NOTE 4)
67	Y (427) (EXC SP. H/PER.) (1ST DES)	346280	8	2.60	ROD, INT (8 7/32 O.L.) (NOTE 4)
67	Y (427) (EXC SP. H/PER.) (1ST DES)	346282	8	2.60	ROD, EXH (9 3/16 O.L.) (NOTE 4)
67	Y (427) (EXC. SP. H/PER.)	3946067	8	3.60	ROD, INT (8 7/32 O.L.)
67	Y (427) (EXC SP. H/PER.) (2ND DES)	3946069	8	3.60	ROD, EXH (9 3/16 O.L.) (NOTE 4)
67-69	Y (427) W/SP. H/PER. <i>3/8</i>	3946067	8	3.60	ROD, INT (8 7/32 O.L.)
67-69	Y (427) W/SP. H/PER.	3946069	8	3.60	ROD, EXH (9 3/16 O.L.) (NOTE 4)
69	Y (427) W/H.D., AL. CYL. AND CASE	3942415	8	4.35	ROD, EXH
69	Y (427) W/H.D., AL. CYL. AND CASE <i>7/16</i>	3942416	8	4.35	ROD, INT
70-72	Y (454)	3946069	8	3.60	ROD, EXH (9 3/16 O.L.) (NOTE 4)
70-72	Y (454) (EXC. H.D.)	3946067	8	3.60	ROD, INT (8 7/32 O.L.)
73-74	Y (454)	346280	8	2.60	ROD, INT (8 7/32 O.L.) (NOTE 4)
73-74	Y (454)	346282	8	2.60	ROD, EXH (9 3/16 O.L.) (NOTE 4)
82	Y(5.7)	3796243	16	N.L.	ROD (7 25/32 O.L.) (NOTE 1,,2,,3)

0.429 BALL-NUT-SCREW -STUD, Engine Valve Adjusting

65-74	Y (396,427,454)	3899622	16	.69	BALL, VLV RKR ARM (61/64 DIA)
70-81	Y	3959142	16	.72	BALL, RKR ARM (13/16 DIA.)
82	Y(5.7)	3959142	16	.72	BALL, RKR ARM (13/16 DIA.)
55-81	Y (EXC. 396,427,454)	3744341	16	.50	NUT, VLV RKR ARM (3/8-24) (5/8 ACROSS THE FLATS X 1/2 THK.)
65-74	Y (396,427,454)	3896648	16	.50	NUT, VLV RKR ARM (7/8-20)
82	Y(5.7)	3744341	16	.50	NUT, VLV RKR ARM (3/8-24) (5/8 ACROSS THE FLATS X 1/2 THK.)
53-55	Y (6 CYL.)	837385	16	.32	SCREW (7/16-20 X 1 9/32 BALL END)
57-62	Y (8 CYL.)	3814692	16	1.05	STUD, VLV RKR ARM BALL (.003 O.S.-LIGHT BLUE PAINT)
57-62	Y (8 CYL.)	3815892	16	1.05	STUD, VLV RKR ARM BALL (.013 O.S.-BLUE PAINT)
63-69	Y (EXC. 396, 427)	3814692	16	1.05	STUD, VLV RKR ARM BALL (.003 O.S.-LIGHT BLUE PAINT)
63-69	Y (EXC. 396, 427)	3815892	16	1.05	STUD, VLV RKR ARM BALL (.013 O.S.-BLUE PAINT)
65-74	Y (396,427,454)	3921912	16	1.10	STUD, VLV RKR ARM BALL
70-80	Y (305, 350) W/SP. H/PER.	3973416	16	1.05	STUD, VLV RKR ARM BALL
70-79	Y (350) (EXC. SP. H/PER.)	3814692	16	1.05	STUD, VLV RKR ARM BALL (.003 O.S.-LIGHT BLUE PAINT)
70-79	Y (350) (EXC. SP. H/PER.)	3815892	16	1.05	STUD, VLV RKR ARM BALL (.013 O.S.-BLUE PAINT)
80-81	Y	3814692	AR	1.05	STUD, VLV RKR ARM (.003 O.S.)
80-81	Y	3815892	AR	1.05	STUD, VLV RKR ARM (.013 O.S.)
82	Y(5.7)	3814692	AR	1.05	STUD, VLV RKR ARM (.003 O.S.)
82	Y(5.7)	3815892	16	1.05	STUD, VLV RKR ARM (.013 O.S.)

0.439 GUIDE , Engine Valve Push Rod

NOTE 1: 1ST DESIGN ENGINES WILL BE BUILT PRIOR TO 9-1-66 AND WILL BE IDENTIFIED ON THE ENGINE STAMP PAD BY T08 PLUS THE DAY BUILT.

65-66	Y (396, 427)	3860038	8	1.80	GUIDE (2 HOLES AND 2 "U" SLOTS) (NOTE 1)
67	Y (427) (EXC SP. H/PER.) (2ND DES)	3860038	8	1.80	GUIDE (2 HOLES AND 2 "U" SLOTS) (NOTE 1)
67	Y (427) (EXC. SP. H/PER.) (1ST DESIGN)	3904378	8	2.65	GUIDE (3/16 PUSH ROD SLOT 3/32 THICK) (NOTE 1)
67	Y (427) W/SP. H/PER.	3860038	8	1.80	GUIDE (2 HOLES AND 2 "U" SLOTS) (NOTE 1)
67	Y (427) W/H.D.	3879620	8	4.60	GUIDE
68-72	Y (427,454) (EXC. H.D.)	3860038	8	1.80	GUIDE (2 HOLES AND 2 "U" SLOTS) (NOTE 1)
70-80	Y (305, 350) W/SP. H/PER.	3973418	8	1.20	GUIDE
73-74	Y (454)	3904378	8	2.65	GUIDE (3/16 PUSH ROD SLOT 3/32 THICK) (NOTE 1)

0.443 GASKET, Valve Push Rod Cover

53-55	Y (6 CYL.)	3701542	1	2.30	GASKET (5 5/8 X 27 W/LOBE ON BOTTOM)
-------	------------	---------	---	------	--------------------------------------

ENGINE

0.459 BALL-LIFTER, Engine Valve

78-81	Y (EXC. SP. H/PER.)	453569	16	.42	BALL, HYD VLV LIFTER CHK (4.256)
55-65	Y (8 CYL.) W/HYD LIFTER (EXC. 396)	5232720	16	N.L.	LIFTER
57-58	Y W/M.T., H.L. CAM	5231585	16	N.L.	LIFTER, MECH TYPE (TWO PIECE BODY-2 HOLES IN BODY-SINGLE GROOVE AROUND BODY)
59-65	Y W/H.L. CAM	5231585	16	N.L.	LIFTER, MECH TYPE (TWO PIECE BODY-2 HOLES IN BODY-SINGLE GROOVE AROUND BODY)
65-69	Y (396, 427) W/SP. H/PER., H.D.	5232695	16	N.L.	LIFTER, MECH TYPE (2 O.L. X 27/32 O.D.)
66-69	Y (327, 350)	5232720	16	N.L.	LIFTER
66	Y (427)	5232720	16	N.L.	LIFTER
67-69	Y (427) (EXC. SP. H/PER.)	5232700	16	N.L.	LIFTER
70-72	Y (350) (EXC. SP. H/PER.)	5232720	16	N.L.	LIFTER
70-72	Y (350) W/SP. H/PER.	5231585	16	N.L.	LIFTER, MECH TYPE (TWO PIECE BODY-2 HOLES IN BODY-SINGLE GROOVE AROUND BODY)
70-74	Y (454) (EXC. H.D.)	5232700	16	N.L.	LIFTER
71	Y (454) W/SP. H/PER.	5232695	16	N.L.	LIFTER, MECH TYPE (2 O.L. X 27/32 O.D.)
73-80	Y (305, 350)	5232720	16	N.L.	LIFTER
81	Y (350)	5233410	16	7.30	LIFTER
82	Y (5.7)	5232720	16	N.L.	LIFTER, VLV

0.519 CAMSHAFT, Engine

57-66	Y (EXC. H.L. CAM, 396, 427)	3896929	1	100.00	CAMSHAFT (IDENT NO 3896930)
57-61	Y (283) W/H.L. CAM	3736097	1	100.00	CAMSHAFT (IDENT NO 3736098)
62-63	Y W/F.I., SP. H/PER.	3736097	1	100.00	CAMSHAFT (IDENT NO 3736098)
64-65	Y W/SP. H/PER., F.I., MECH. LIFTERS	3972178	1	100.00	CAMSHAFT
65-68	Y (327) W/SP. H/PER., HYD. LIFTERS	3863151	1	116.00	CAMSHAFT (IDENT NO 3863152)
65-69	Y (396, 427) W/SP. H/PER.	3863143	1	128.00	CAMSHAFT (IDENT NO 3863143)
65-66	Y (396, 427) W/H.D.	3925535	1	173.00	CAMSHAFT (CHAIN DRIVEN)
66-68	Y (427) (EXC. SP. H/PER. H.D.)	3883986	1	128.00	CAMSHAFT
67-80	Y (327, 350) (EXC. H/PER., SP. H/PER.)	3896929	1	100.00	CAMSHAFT (IDENT NO 3896930)
67-69	Y (427) W/H.D.	3925535	1	173.00	CAMSHAFT (CHAIN DRIVEN)
69-70	Y (350) W/H/PER.	3896962	1	100.00	CAMSHAFT
69	Y (427) (EXC. SP. H/PER., H.D., AL. CYL. AND CASE)	3883986	1	128.00	CAMSHAFT
69-70	Y (427) W/AL. CYL. AND CASE	3959180	1	158.00	CAMSHAFT
70-72	Y (350) W/SP. H/PER.	3972178	1	100.00	CAMSHAFT
70-72	Y (454) (EXC. H.D., SP. H/PER.)	3883986	1	128.00	CAMSHAFT
71	Y (454) W/SP. H/PER.	3863143	1	128.00	CAMSHAFT (IDENT NO 3863143)
73-80	Y (350) W/SP. H/PER.	3896962	1	100.00	CAMSHAFT
73-74	Y (454)	353040	1	111.00	CAMSHAFT
80	Y (305)	14014475	1	102.00	CAMSHAFT
81	Y (350)	3896929	1	100.00	CAMSHAFT
82	Y (5.7)	14044613	1	127.00	CAMSHAFT

0.533 BEARING, Engine Camshaft Thrust

53-55	Y (6 CYL.)	3707916	1	2.75	BEARING, W/SPACING RING (FLAT ON 2 SIDES)
-------	------------	---------	---	------	---

0.539 BEARING, Engine Camshaft

55-76	Y (8 CYL.) (EXC. 396,427,454)	474005	1	14.45	BEARING (PRECISION TYPE) (STAMPED 1)
55-76	Y (8 CYL.) (EXC. 396,427,454)	474006	1	14.40	BEARING (PRECISION TYPE) (STAMPED 2)
55-76	Y (8 CYL.) (EXC. 396,427,454)	3723586	AR	4.75	BEARING (PRECISION TYPE) (STAMPED 3 & 4)
65-74	Y (396,427,454)	3967808	1	4.95	BEARING (STAMPED 1)
65-74	Y (396,427,454)	3967809	2	4.95	BEARING (STAMPED 3 & 4)
65-74	Y (396,427,454)	3967810	1	4.90	BEARING (STAMPED 2)
77-81	Y	474005	1	14.45	BEARING (STAMPED 1)
77-81	Y	474006	1	14.40	BEARING (STAMPED 2)
77-81	Y	474007	2	14.45	BEARING (STAMPED 3 & 4)
82	Y (5.7)	474005	1	14.45	BEARING (STAMPED 1)
82	Y (5.7)	474006	1	14.40	BEARING (STAMPED 2)
82	Y (5.7)	474007	2	14.45	BEARING (STAMPED 3 & 4)

0.553 PLUG, Engine Camshaft Rear Bearing

53-55	Y (6 CYL.)	3704158	1	.48	PLUG (2 1/8 DIA.)
57	Y (8 CYL.) (2ND DESIGN)	3704158	1	.48	PLUG (2 1/8 DIA.)

ENGINE

0.553 PLUG, Engine Camshaft Rear Bearing (Con't)

58	Y	3704158	1	.48	PLUG (2 1/8 DIA.)
60-71	Y (EXC. 396,427,454)	3704158	1	.48	PLUG (2 1/8 DIA.)
65-74	Y (396, 427, 454) (EXC AL. CYL. AND CASE)	3859926	1	.48	PLUG (2 7/32 DIA. X 1/4 THK)

0.603 ROD , Engine Piston

NOTE 1: SOME EARLY 1968 (327) MODELS USED 1967 ENGINES BUILT TO 1968 SPEC. REFER TO NOTE 4 GROUP 0.033.

NOTE 2: USE WITH 2.00 INCH DIA. STANDARD CRANKSHAFT PINS.

53-55	Y (6 CYL.)	3836669	6	23.90	ROD (INSERT BRG TYPE) (FORGED 3836410)
55-61	Y (265,283)	3703525	8	26.25	ROD (INSERT BRG TYPE) (FORGED 3703527)
62-67	Y (327)	3864881	8	28.00	ROD, (NOTE 2)
62-67	Y (327)	14031310	8	33.75	ROD, (NOTE 1)
65-69	Y (396, 427) W/SP. H/PER.	3856240	8	48.00	ROD (IDENT RIB ON CONN ROD CAP) (BLUE)
65-69	Y (396, 427) (EXC.SP.H/PER.H.D., AL. CYL. AND CASE)	14015328	8	35.50	ROD (ORANGE)
67	Y (427) W/H.D.	3909846	8	90.75	ROD (PINK)
68-80	Y (305, 350) (EXC. H/PER., SP. H/PER.)	14031310	8	33.75	ROD (NOTE 1)
68	Y (427) W/H.D. (1ST DES)	3909846	8	90.75	ROD (PINK) (3/8 BOLT)
68	Y (427) W/H.D. (2ND DES)	3969804	8	131.00	ROD (7/16 BOLT)
69	Y (350) W/SP. H/PER.	3946841	8	79.00	ROD
69-80	Y (350) W/H/PER., SP. H/PER.	14095071	8	79.00	ROD,
69	Y (427) W/H.D., AL. CYL. AND CASE	3969804	8	131.00	ROD
70-74	Y (454) (EXC. H.D., SP. H/PER.)	473388	8	33.75	ROD (ORANGE)
71	Y (454) W/SP. H/PER.	3963552	8	70.00	ROD
81	Y	14031310	8	33.75	ROD,
82	Y(5.7)	14031310	8	33.75	ROD,

0.616 BEARING KIT , Engine Connecting Rod

NOTE 1: ALUMINUM M-420.

NOTE 2: ALUMINUM M-400.

NOTE 3: SOME EARLY 1968 (327) MODELS USE 1967 ENGINES, BUILT TO 1968 SPEC. REFER TO

NOTE 4 IN GROUP 0.033.

NOTE 4: USE WITH 2.01 INCH DIA. STANDARD CRANKSHAFT PINS.

53-55	Y (6 CYL.)	3704856	1	6.75	BEARING KIT (STD)
55-61	Y (8 CYL.) (EXC. DUAL 4BC, F.I. W/H.L. CAM)	463259	1	5.40	BEARING KIT (STD)
55-61	Y (8 CYL.) (EXC. DUAL 4BC, F.I. W/H.L. CAM)	3715046	1	8.80	BEARING KIT (.002 U.S.)
55-61	Y (8 CYL.) (EXC. DUAL 4BC, F.I. W/H.L. CAM)	3715047	1	8.80	BEARING KIT (.020 U.S.)
55-61	Y (8 CYL.) (EXC. DUAL 4BC, F.I. W/H.L. CAM)	3715048	1	8.80	BEARING KIT (.010 U.S.)
56-57	Y	3711828	1	8.75	BEARING KIT (STD) (NOTE 2)
56-57	Y	3715045	1	8.70	BEARING KIT (.001 U.S.)
56-57	Y	3715046	1	8.80	BEARING KIT (.002 U.S.)
56-57	Y	3715047	1	8.80	BEARING KIT (.020 U.S.) (NOTE 1)
56-57	Y	3715048	1	8.80	BEARING KIT (.010 U.S.) (NOTE 1)
58-61	Y (283) W/H.L. CAM	3711828	1	8.75	BEARING KIT (STD) (NOTE 2)
58-61	Y (283) W/H.L. CAM	3715045	1	8.70	BEARING KIT (.001 U.S.)
58-61	Y (283) W/H.L. CAM	3715046	1	8.80	BEARING KIT (.002 U.S.)
58-61	Y (283) W/H.L. CAM	3715047	1	8.80	BEARING KIT (.020 U.S.) (NOTE 1)
58-61	Y (283) W/H.L. CAM	3715048	1	8.80	BEARING KIT (.010 U.S.) (NOTE 1)
62-67	Y (327)	3711828	1	8.75	BEARING KIT (STD) (NOTE 2)
62-67	Y (327)	3715045	1	8.70	BEARING KIT (.001 U.S.)
62-67	Y (327)	3715046	1	8.80	BEARING KIT (.002 U.S.)
62-67	Y (327)	3715047	1	8.80	BEARING KIT (.020 U.S.) (NOTE 1)
62-67	Y (327)	3715048	1	8.80	BEARING KIT (.010 U.S.) (NOTE 1)
64-81	Y (305, 327, 350)	3910555	8	N.L.	BEARING KIT (STD) (NOTE 2,,,3,,,4)
64-81	Y (305, 327, 350)	3910556	8	6.75	BEARING KIT (.001 U.S.) (NOTE 2,,,3,,,4)
64-81	Y (305, 327, 350)	3910557	8	6.80	BEARING KIT (.002 U.S.) (NOTE 2,,,3,,,4)
64-81	Y (305, 327, 350)	3910558	8	8.15	BEARING KIT (.010 U.S.) (NOTE 2,,,3,,,4)
64-81	Y (305, 327, 350)	3910559	8	8.15	BEARING KIT (.020 U.S.) (NOTE 2,,,3,,,4)
65-74	Y (396, 427, 454)	347002	1	N.L.	BEARING KIT (STD)
65-74	Y (396, 427, 454)	347003	1	8.80	BEARING KIT (.001 U.S.)
65-74	Y (396, 427, 454)	347004	1	9.90	BEARING KIT (.002 U.S.)
65-74	Y (396, 427, 454)	347005	1	10.65	BEARING KIT (.010 U.S.)
65-74	Y (396, 427, 454)	347006	1	14.65	BEARING KIT (.020 U.S.)
82	Y (5.7)	3910555	8	N.L.	BEARING KIT (STD) (NOTE 2,,,3,,,4)

ENGINE

0.616 BEARING KIT , Engine Connecting Rod (Con't)

82	Y (5.7)	3910556	8	6.75	BEARING KIT (.001 U.S.) (NOTE 2,,,3,,,4)
82	Y (5.7)	3910557	8	6.80	BEARING KIT (.002 U.S.) (NOTE 2,,,3,,,4)
82	Y (5.7)	3910558	8	8.15	BEARING KIT (.010 U.S.) (NOTE 2,,,3,,,4)
82	Y (5.7)	3910559	8	8.15	BEARING KIT (.020 U.S.) (NOTE 2,,,3,,,4)

0.623 BOLT , Engine Connecting Rod Cap

53-55	Y (6 CYL.)	3836670	12	1.20	BOLT (3/8-24 X 2 1/4)
55-68	Y (8 CYL.) (EXC. 396, 427)	460405	AR	1.70	BOLT (11/32-24 X 1 7/8)
65-69	Y (396, 427) (EXC H.D., AL. CYL & CASE)	3862720	16	1.20	BOLT (3/8-24 X 2 1/8) (KNURLED SHANK)
68-81	Y (305,327,350)	461372	16	1.20	BOLT (3/8-24 X 1 59/64)
70-74	Y (454) (EXC. H.D., SP. H/PER.)	3862720	16	1.20	BOLT (3/8-24 X 2 1/8) (KNURLED SHANK)
70	Y (454) W/H.D.	3981092	16	1.20	BOLT (7/16-20 X 2.28) (KNURLED SHANK)
71	Y (454) W/SP. H/PER.	3981092	16	1.20	BOLT (7/16-20 X 2.28) (KNURLED SHANK)
82	Y (5.7)	461372	16	1.20	BOLT (3/8-24 X 1 59/64)

0.626 NUT , Engine Connecting Rod Bolt

NOTE 1: ALSO USED WITH BOLTS NOT REQUIRING COTTER PINS.

55-67	Y (8 CYL.) (EXC. SP. H/PER., F.I., 396, 427)	527599	16	.53	NUT (11/32-24) (TYPE EA)
63-82	Y	3866766	16	.32	NUT (3/8-24 X 3/8 THICK) (HEX NUT) (BOTH ENDS FLAT) (NOTE 1)
71	Y (454) W/SP. H/PER.	3942410	16	.55	NUT (7/16-20 X 7/16 THICK)

0.629 PISTON -PISTON KIT , Engine

NOTE: INDIVIDUAL PISTON ASSEMBLIES ARE AVAILABLE FOR WARRANTY PURPOSES AND FOR REPLACEMENT OF PISTONS DAMAGED WHEN MAKING REPAIRS TO ENGINE ASSEMBLIES. WHEN ORDERING SUCH PARTS IT IS NECESSARY THAT YOU SPECIFY ON YOUR ORDER THE REASON THE PARTS ARE REQUIRED AND ALSO THAT THE FOLLOWING NOTE APPEARS ON YOUR ORDER: "DO NOT SHIP UNIT PACKAGE QUANTITY."

71-80	Y (350) W/SP. H/PER.	474191	1	66.25	PISTON (STD HI LIMIT)(3.9990-4.0000 DIA)
71-80	Y (350) W/SP. H/PER.	474192	1	66.25	PISTON (.030 O.S.)
78-80	Y (350) W/SP. H/PER.	474190	1	66.25	PISTON (STD)(3.9980-3.9990 DIA)
82	Y (5.7)	474190	8	66.25	PISTON (STD)(3.9980-3.9990 DIA)
82	Y (5.7)	474191	8	66.25	PISTON (STD HI LIMIT)(3.9990-4.0000 DIA)
82	Y (5.7)	474192	8	66.25	PISTON (.030 O.S.)
57-61	Y (283) (EXC. F.I. W/H.L. CAM)	3860407	1	31.25	PISTON KIT (STD)
62-68	Y (327) (EXC. SP. H/PER., F.I.)	3799491	1	30.50	PISTON KIT (STD)
62-68	Y (327) (EXC. SP. H/PER., F.I.)	3799494	1	32.50	PISTON KIT (.030 O.S.)
62-65	Y (327) W/SP. H/PER., F.I.	3850139	1	49.25	PISTON KIT (.030 O.S.)
62-65	Y (327) W/SP. H/PER., F.I.	3871208	1	49.25	PISTON KIT (STD)
65	Y (396) W/SP. H/PER.	3875906	1	59.75	PISTON KIT (.030 O.S.)
65	Y (396) W/SP. H/PER.	3878231	1	66.25	PISTON KIT (STD)
66-68	Y (327) W/SP. H/PER.	3850139	1	49.25	PISTON KIT (.030 O.S.)
66-68	Y (327) W/SP. H/PER.	3871208	1	49.25	PISTON KIT (STD)
66-69	Y (427) (EXC. SP. H/PER. H.D. ALUM. CYL. AND CASE)	3888327	1	46.50	PISTON KIT (STD) (LH)
66-69	Y (427) (EXC. SP. H/PER. H.D. ALUM. CYL. AND CASE)	3888328	1	46.50	PISTON KIT (STD) (RH)
66-69	Y (427) (EXC. SP. H/PER. H.D. ALUM. CYL. AND CASE)	3888333	1	39.75	PISTON KIT (.030 O.S.) (LH)
66-69	Y (427) W/SP. H/PER.	3888342	1	60.50	PISTON KIT (STD)
66-69	Y (427) W/SP. H/PER.	3888344	1	60.50	PISTON KIT (.030 O.S.)
66-68	Y (427) W/H.D.	3909857	1	67.50	PISTON KIT (STD)
66-68	Y (427) W/H.D.	3909859	1	67.50	PISTON KIT (.030 O.S.)
69-70	Y (350) (EXC. H/PER., SP. H/PER.)	3911020	1	46.50	PISTON KIT (STD)
69-70	Y (350) (EXC. H/PER., SP. H/PER.)	3911021	1	46.50	PISTON KIT (.001 O.S.)
69-70	Y (350) (EXC. H/PER., SP. H/PER.)	3911023	1	46.50	PISTON KIT (.030 O.S.)
69-70	Y (350) W/H/PER., SP. H/PER.	3942541	1	67.00	PISTON KIT (STD)
69-70	Y (350) W/H/PER., SP. H/PER.	3942542	1	60.25	PISTON KIT (.001 O.S.)
69-70	Y (350) W/H/PER., SP. H/PER.	3942543	1	60.25	PISTON KIT (.030 O.S.)
69	Y (427) W/H.D.	3959105	1	75.25	PISTON KIT (STD)
69	Y (427) W/ALUM. CYL. & CASE	3959105	1	75.25	PISTON KIT (STD)
69	Y (427) W/H.D.	3959107	1	75.25	PISTON KIT (.030 O.S.)
69	Y (427) W/ALUM. CYL. & CASE	3959107	1	75.25	PISTON KIT (.030 O.S.)
70	Y (350) W/SP. H/PER.	3989048	1	63.75	PISTON KIT (STD)

ENGINE

0.629 PISTON -PISTON KIT , Engine (Con't)

70	Y (350) W/SP. H/PER.	3989051	1	63.75	PISTON KIT (.030 O.S.)
70	Y (454) (EXC. H.D.)	3976027	1	66.00	PISTON KIT (.030 O.S.) (LH)
70	Y (454) (EXC. H.D.)	3976028	1	62.75	PISTON KIT (.030 O.S.) (RH)
71-73	Y (350) W/SP. H/PER.	336754	1	63.75	PISTON KIT (STD)(3.9959-3.9969 DIA)
71	Y (454) W/SP. H/PER.	6262976	1	85.00	PISTON KIT (STD)
71	Y (454) W/SP. H/PER.	6262977	1		PISTON KIT (.001 O.S.)
71	Y (454) W/SP. H/PER.	6262979	1	117.00	PISTON KIT (.030 O.S.)
72	Y (350) (EXC. SP. H/PER.)	3991488	1	45.25	PISTON KIT (STD)
72	Y (350) (EXC. SP. H/PER.)	3991489	1	41.00	PISTON KIT (.001 O.S.)
72	Y (350) (EXC. SP. H/PER.)	3991491	1	41.00	PISTON KIT (.030 O.S.)
72	Y (454) (EXC. SP. H/PER.)	353058	1	63.75	PISTON KIT (STD)(4.2487-4.2497 DIA)
72	Y (454) (EXC. SP. H/PER.)	353059	1	63.75	PISTON KIT (STD HI LIMIT)(4.2497-4.2507 DIA)
72	Y (454) (EXC. SP. H/PER.)	353061	1	63.75	PISTON KIT (.030 O.S.)
73-80	Y (350) (EXC. SP. H/PER.)	329238	1	46.50	PISTON KIT (.030 O.S.)
73-80	Y (350) (EXC. SP. H/PER.)	6271097	1	46.50	PISTON KIT (STD)(3.9998-4.0008 DIA)
73-80	Y (350) (EXC. SP. H/PER.)	6271098	1	46.50	PISTON KIT (STD HI LIMIT)(4.0008-4.0018 DIA)
73	Y (454)	353058	1	63.75	PISTON KIT (STD)(4.2487-4.2497 DIA)
73	Y (454)	353059	1	63.75	PISTON KIT (STD HI LIMIT)(4.2497-4.2507 DIA)
73	Y (454)	353061	1	63.75	PISTON KIT (.030 O.S.)
74-77	Y (350) W/SP. H/PER.	336754	1	63.75	PISTON KIT (STD)(3.9959-3.9969 DIA)
74	Y (454)	340206	1	63.75	PISTON KIT (STD)
74	Y (454)	340208	1	63.75	PISTON KIT (.030 O.S.)
80	Y (305)	364702	1	36.75	PISTON KIT (STD)(3.7358-3.7368)
80	Y (305)	364703	1	36.75	PISTON KIT (STD HI LIMIT)(3.7368-3.7378)
80	Y (305)	364704	1	38.75	PISTON KIT (.030 O.S.)
81	Y (350)	329238	1	46.50	PISTON KIT (.030 O.S.)
81	Y (350)	6271097	1	46.50	PISTON KIT (STD)(3.9998-4.0008 DIA)
81	Y (350)	6271098	1	46.50	PISTON KIT (STD HI LIMIT)(4.0008-4.0018 DIA)

0.639 RETAINER, Engine Piston Pin

67-69	Y (427) W/H.D., AL. CYL. AND CASE	3942423	16	1.45	RETAINER
69	Y (350) W/4-SPD., SP. H/PER.	3946848	16	.50	RETAINER

0.643 RING KIT , Engine Piston

NOTE 1: THESE ARE MOLYBDENUM PREMIUM RINGS.

NOTE 2: INDIVIDUAL CYLINDER REPLACEMENT UNIT ONLY.

NOTE 3: CROMFLEX RING SET HAVING CHROME-PLATED OIL RINGS, TOP COMPRESSION RING, AND CHROME-PLATED RAIL FOR MIDDLE COMPRESSION RING.

57-58	Y (EXC. F.I. W/H.L. CAM)	328503	1	12.90	RING KIT (.030 O.S.) (NOTE 2)
57-61	Y (283)	326400	1	N.L.	RING KIT (STD) (NOTE 3)
57-61	Y W/F.I., H.L. CAM	328503	1	12.90	RING KIT (.030 O.S.) (NOTE 2)
59-61	Y (EXC. H.L. CAM)	328503	1	12.90	RING KIT (.030 O.S.) (NOTE 2)
59-61	Y W/DUAL 4BC, H.L. CAM	328503	1	12.90	RING KIT (.030 O.S.) (NOTE 2)
62-81	Y (327,350)	328506	8	N.L.	RING KIT (STD) (NOTE 2)
62-81	Y (327,350)	328516	8	14.10	RING KIT (.030 O.S.) (NOTE 2)
65	Y (396) W/SP. H/PER.	328521	1	14.00	RING KIT (STD) (NOTE 2)
65	Y (396) W/SP. H/PER.	328526	1	15.00	RING KIT (.030 O.S.) (NOTE 2)
66-69	Y (427) (EXC. H.D., ALUM. CYL. AND CASE)	475987	1	N.L.	RING KIT (STD) (NOTE 2)
66-69	Y (427) (EXC. H.D., ALUM. CYL. AND CASE)	475989	1	14.00	RING KIT (.030 O.S.)
67-68	Y (427) W/H.D.	3993828	1	17.40	RING KIT (STD)
67-68	Y (427) W/H.D.	3993830	1	17.40	RING KIT (.030 O.S.)
67-68	Y (427) W/H.D.	3993831	1	17.40	RING KIT (.060 O.S.)
69	Y (427) W/H.D., ALUM. CYL. AND CASE	3993828	1	17.40	RING KIT (STD)
69	Y (427) W/H.D., ALUM. CYL. AND CASE	3993830	1	17.40	RING KIT (.030 O.S.)
70-72	Y (454) (EXC. H.D.)	475987	1	N.L.	RING KIT (STD) (NOTE 2)
70-72	Y (454) (EXC. H.D.)	475989	1	14.00	RING KIT (.030 O.S.)
73-74	Y (454)	475987	1	N.L.	RING KIT (STD) (NOTE 2)
73-76	Y (454)	475989	1	14.00	RING KIT (.030 O.S.)
80	Y (305)	370409	1	N.L.	RING KIT (STD) (NOTE 2)
80	Y (305)	370419	1	12.95	RING KIT (.030 O.S.) (NOTE 2)
82	Y (5.7)	328506	8	N.L.	RING KIT (STD) (NOTE 2)
82	Y (5.7)	328516	8	14.10	RING KIT (.030 O.S.) (NOTE 2)

0.646 CRANKSHAFT, Engine

NOTE 1: WHEN USED ON A.T. IT WILL BE NECESSARY TO REMOVE THE PILOT BEARING.

ENGINE

0.646 CRANKSHAFT, Engine (Con't)

NOTE 2: SOME EARLY 1968 (327) MODELS USE 1967 ENGINES, BUILT TO 1968 SPEC. REFER TO NOTE 2 IN GROUP 0.033.

NOTE 3: WITH STANDARD SIZE CRANKSHAFT MAIN BEARING JOURNALS AS FOLLOWS - POSITION #1-2-3-4 2.299 INCH DIA. AND REAR POSITION #5 2.430 INCH DIA.

NOTE 4: WITH STANDARD SIZE CRANKSHAFT MAIN BEARING JOURNALS AS FOLLOWS - POSITION #1-2-3-4 2.449 INCH DIA. AND REAR POSITION #5 2.448 INCH DIA.

NOTE 5: MUST BE USED WITH PISTON AND PIN ASM., 3942541 OR 3942542 OR 3942543.

57-61	Y (8 CYL.)	3889303	1	313.00	CRANKSHAFT (NOTE 1)
62-67	Y (327) (EXC. SP. H/PER., F.I.)	3889304	1	313.00	CRANKSHAFT (IDENT NO 3782680) (NOTE 1,,,3)
62-67	Y (327) W/SP. H/PER., F.I.	3838495	1	378.00	CRANKSHAFT (IDENT NO 2680) (NOTE 3,,,3)
64-68	Y (327)	3941172	1	313.00	CRANKSHAFT (NOTE 4,,,3)
65	Y (396)	3882841	1	410.00	CRANKSHAFT (NOTE 1,,,3)
66-68	Y (427) (EXC. SP. H/PER., H.D.)	3882849	1	362.00	CRANKSHAFT (NOTE 1,,,3)
66-69	Y (427) W/SP. H/PER.	3882842	1	347.00	CRANKSHAFT
67	Y (427) W/H.D.	3879621	1	410.00	CRANKSHAFT
68	Y (327) (EXC. SP. H/PER.)	3930809	1	313.00	CRANKSHAFT (NOTE 1,,,2)
68-69	Y (427) W/H.D.	3967811	1	467.00	CRANKSHAFT (NOTE 1,,,2)
69-80	Y (350) (EXC. H/PER., SP. H/PER.)	3932444	1	313.00	CRANKSHAFT (NOTE 1,,,2)
69-80	Y (350) W/H/PER., SP. H/PER.	3941184	1	397.00	CRANKSHAFT (NOTE 1,,,5)
69	Y (427) (EXC. SP. H/PER., H.D., AL. CYL. AND CASE)	3882849	1	362.00	CRANKSHAFT (NOTE 1,,,5)
70	Y (454) W/A.T.	336782	1	362.00	CRANKSHAFT
70	Y (454) W/M.T. (EXC. H.D.)	3975945	1	362.00	CRANKSHAFT
71	Y (454) W/SP. H/PER.	3963523	1	483.00	CRANKSHAFT
71-72	Y (454) W/H/PER.	3993878	1	483.00	CRANKSHAFT
73-74	Y (454)	336782	1	362.00	CRANKSHAFT
80	Y (305)	361982	1	313.00	CRANKSHAFT (NOTE 1)
81	Y	3932444	1	313.00	CRANKSHAFT, (NOTE 1)
82	Y(5.7)	3932444	1	313.00	CRANKSHAFT, (NOTE 1)

0.649 BEARING, Engine Crankshaft Clutch Pilot

53-81	Y W/M.T.	3752487	1	N.L.	BEARING (BUSH TYPE 19/32 I.D. 1 3/32 O.D. X 3/4)
-------	----------	---------	---	------	--

0.659 BALANCER-DAMPER-PULLEY, Engine Crankshaft

NOTE: IN SOME CASES DOUBLE GROOVE PULLEYS MAY BE USED IN PLACE OF SINGLE GROOVE PULLEYS.

NOTE 1: ASSEMBLIES ARE SOLIDLY BOLTED FOR DRIVING BALANCER ONTO CRANKSHAFT WHEN SPECIAL DRIVING TOOL IS NOT AVAILABLE. BOLTS MUST BE REMOVED AFTER BALANCER IS ASSEMBLED TO ENGINE.

NOTE 2: WHEN USING THIS PART USE 3883206 KEY.

57-61	Y	3896904	1	51.50	BALANCER
62-65	Y (FORGED CRANKSHAFT W/8 CYL.) (EXC. SP. H/PER., F.I., 396)	3896904	1	51.50	BALANCER
62-68	Y (327) W/F.I., SP. H/PER.	3817173	1	87.00	BALANCER, W/O PULLEY (HUB 8" O.D.) (NOTE 2)
65-69	Y (396, 427) W/SP. H/PER.	3860010	1	87.00	BALANCER, W/O PULLEY (8 O.D.)
65-69	Y (396, 427) (EXC. SP. H/PER., H.D., AL. CYL. AND CASE)	3860008	1	87.00	BALANCER
66	Y (4BC W/FORGED CRANKSHAFT) (327) (EXC. SP. H/PER.)	3896903	1	51.50	BALANCER
67	Y (327) (EXC. SP. H/PER.)	3896903	1	51.50	BALANCER, W/O PULLEY
67-69	Y (427) W/H.D., AL. CYL. AND CASE	3879623	1	82.00	BALANCER
68	Y (327) (EXC. SP. H/PER.)	3914684	1	51.50	BALANCER
69-71	Y (350) (EXC. H/PER., SP. H/PER.)	6272222	1	N.L.	BALANCER
69-80	Y (350) W/H/PER., SP. H/PER.	6272224	1	87.00	BALANCER
70	Y (454) (EXC. H.D.)	3963529	1	87.00	BALANCER
71-72	Y (454) W/H/PER.	3963529	1	87.00	BALANCER
71	Y (454) W/SP. H/PER.	3963530	1	93.25	BALANCER
73-74	Y (454)	330849	1	51.50	BALANCER
72-79	Y (350) (EXC. SP. H/PER.)	6272221	1	51.50	DAMPER, TORSIONAL
80	Y (305, 350) (EXC. SP. H/PER.)	6272221	1	51.50	DAMPER, TORSIONAL
81	Y (350)	6272221	1	51.50	DAMPER, TORSIONAL
82	Y (5.7)	6272221	1	51.50	DAMPER, TORSIONAL
55-57	Y (8 CYL.) (EXC. A.C., DUAL 4BC, F.I.)	3755820	1	15.25	PULLEY
58-61	Y	3756328	1	18.40	PULLEY
62	Y (EXC. SP. H/PER., F.I.)	3756328	1	18.40	PULLEY

ENGINE

0.659 BALANCER-DAMPER-PULLEY, Engine Crankshaft (Con't)

62-65	Y W/SP. H/PER., F.I. (EXC. 396)	3858533	1	16.05	PULLEY (2 GROOVE-6 5/8 DIA.)
63-66	Y (EXC H/PER., SP. H/PER., F.I., A.C.)	3744043	1	16.05	PULLEY (DOUBLE-6 5/8 O.D.-PAINTED BLACK)
63-65	Y W/P.S. (EXC. SP. H/PER.)	3744043	1	16.05	PULLEY (DOUBLE-6 5/8 O.D.-PAINTED BLACK)
64-66	Y (EXC. SP. H/PER., F.I., 427)	3850838	1	17.45	PULLEY (7 21/64 O.D.)
65-66	Y (396, 427) W/A.C.	3863108	1	57.75	PULLEY (2 GROOVES) (CAST)
66-67	Y (327) (EXC. A.C., SP. H/PER., A.I.R.)	3755820	1	15.25	PULLEY,
66-68	Y (327) W/SP. H/PER., A.C., P.S.	3850838	1	17.45	PULLEY (7 21/64 O.D.)
66-68	Y (327) W/SP. H/PER. (EXC. P.S.)	3858533	1	16.05	PULLEY (2 GROOVE-6 5/8 DIA.)
66	Y (327, 427) W/H/PER. SP. H/PER., P.S.	3744043	1	16.05	PULLEY (DOUBLE-6 5/8 O.D.-PAINTED BLACK)
67-68	Y (327) W/SP. H/PER., A.C., P.S.	3751232	1	15.25	PULLEY,
67-68	Y (327) W/A.C. (EXC. SP. H/PER.) (1ST DESIGN)	3850838	1	17.45	PULLEY (7 21/64 O.D.)
67	Y (427) W/A.C. (EXC. 3/2BC, H/PER.)	3863108	1	57.75	PULLEY (2 GROOVES) (CAST)
67	Y W/P.S. (427) SP. H/PER. (327) (EXC. H/PER.)	3751232	1	15.25	PULLEY
68	Y (EXC. A.C., H/PER., SP. H/PER.) (1ST DESIGN)	3744043	1	16.05	PULLEY (DOUBLE-6 5/8 O.D.-PAINTED BLACK)
68	Y (EXC. A.C., H/PER., SP. H/PER.) (2ND DESIGN)	3850838	1	17.45	PULLEY (7 21/64 O.D.)
68-69	Y (427) W/H.D., SP. H/PER. (1ST DESIGN)	3921923	1	17.10	PULLEY (2 GROOVE)
68-69	Y (427) W/H/PER (EXC 3/2BC)	3921923	1	17.10	PULLEY (2 GROOVE)
68-69	Y W/A.C. (EXC. 427) (2ND DESIGN)	3911013	1	17.45	PULLEY (7 47/64 O.D.)
69-70	Y (350) (EXC. P.S., A.C., H/PER., SP. H/PER.)	3850838	1	17.45	PULLEY (7 21/64 O.D.)
69-71	Y (350) W/H/PER., A.C., P.S.	3751232	1	15.25	PULLEY,
69-73	Y (350) W/H/PER., SP. H/PER. (EXC. A.C., H.D. 4-SPD.)	3858533	1	16.05	PULLEY (2 GROOVE-6 5/8 DIA)
69	Y (427) W/H.D. (2ND DESIGN)	3863108	1	57.75	PULLEY (2 GROOVES) (CAST)
70-71	Y (350) (EXC. H/PER., SP. H/PER.)	3751232	1	15.25	PULLEY
70-74	Y (350) W/A.C. (EXC. H.D. 4-SPD.)	3911013	1	17.45	PULLEY (7 47/64 O.D.)
70-72	Y (350) W/H.D. 4-SPD., SP. H/PER.	3929697	1	58.25	PULLEY (2 GROOVE)
70-73	Y (454) (EXC. H.D., SP. H/PER.)	3921923	1	17.10	PULLEY (2 GROOVE)
71	Y (454) W/SP. H/PER.	3863108	1	57.75	PULLEY (2 GROOVES) (CAST)
72-74	Y (350) W/P.S., A.C.	3751232	1	15.25	PULLEY,
74-80	Y (350) (EXC. A.C.)	3858533	1	16.05	PULLEY (2 GROOVE-6 5/8 DIA.)
74	Y (454) (EXC. A.C.)	3921923	1	17.10	PULLEY (2 GROOVE)
74	Y (454) W/A.C.	336098	1	19.90	PULLEY,
75-82	Y	346290	1	15.75	PULLEY (1 GROOVE, 6 11/16 DIA.)
75-82	Y	14023151	1	18.00	PULLEY (2 GROOVE, 7 3/4 DIA.)

0.662 BOLT-WASHER, Engine Crankshaft Pulley and Balancer

62-68	Y (327) W/SP. H/PER., F.I.	3815933	1	1.40	BOLT (7/16-20 X 2 1/4)
62-68	Y (327) W/SP. H/PER., F.I.	3739422	1	.92	WASHER
65-74	Y (396, 427, 454)	3864814	1	1.20	WASHER
69	Y (350) W/H/PER., SP. H/PER.	3739422	1	.92	WASHER
70-81	Y	3739422	1	.92	WASHER
82	Y	14001829	1	.96	WASHER (12.4X44.5X8.0 THK)

0.666 FLYWHEEL, Engine Crankshaft

NOTE 1: IT IS NECESSARY TO USE SHORTER (45/64 O.L.) MOUNTING BOLT 3727207 WITH THIS FLY WHEEL ASM.

55-61	Y (8 CYL.) W/P.G.	3868806	1	60.00	FLYWHEEL (2 15/32 CTR. HOLE) (NOTE 1)
55-62	Y (8 CYL.) (EXC. P.G.) (2ND DESIGN)	3986390	1	115.00	FLYWHEEL, W/10" COIL AND DIAPH SPRING CLU (CAST 3729004)
55	Y (8 CYL.) (EXC. P.G.) (1ST DESIGN)	3988759	1	134.00	FLYWHEEL

ENGINE

0.666 FLYWHEEL, Engine Crankshaft (Con't)			
62	Y (327) W/P.G.	3789821 1	52.25 FLYWHEEL, SPOKE TYPE (6-2" DIA. HOLES AROUND CTR.)
63-68	Y (327) W/M.T. (EXC. H.D. CLU.)	366860 1	123.00 FLYWHEEL, SOLID TYPE (CAST 3791021)
63-68	Y W/P.G. (EXC. 396,427)	3789821 1	52.25 FLYWHEEL, SPOKE TYPE (6-2" DIA. HOLES AROUND CTR.)
65	Y (396) W/SP. H/PER.	3991406 1	142.00 FLYWHEEL
66-69	Y (427) W/M.T. 3991406	3988759 1	134.00 FLYWHEEL,
66	Y(427)W/P.G.	3868806 1	60.00 FLYWHEEL (2 15/32 CTR. HOLE)
67	Y (427) W/P.G.	3899668 1	60.00 FLYWHEEL (2 31/64 CTR. HOLE)
67-69	Y (427) W/H.D., AL. CYL. AND CASE	3991406 1	142.00 FLYWHEEL
68	Y W/T.H.	361950 1	69.00 FLYWHEEL
69	Y (350) W/M.T. (EXC. SP. H/PER.)	3988759 1	134.00 FLYWHEEL
69	Y (427) W/H.D., T.H., SP. H/PER.	361950 1	69.00 FLYWHEEL
69	Y W/T.H. (EXC. SP. H/PER., H.D.)	361950 1	69.00 FLYWHEEL,
70	Y (350) W/A.T. (EXC. H/PER., SP. H/PER.	361950 1	69.00 FLYWHEEL
70	Y (350) W/H.D. 4-SPD., H/PER.	3991406 1	142.00 FLYWHEEL
70-74	Y (454) W/A.T., H/PER.	343738 1	78.75 FLYWHEEL
70-74	Y (454) W/M.T., H/PER.	3993827 1	115.00 FLYWHEEL
70	Y W/3-SPD. 3991406	3988759 1	134.00 FLYWHEEL
71-72	Y (350) W/A.T.	361950 1	69.00 FLYWHEEL
71-77	Y (350) W/M.T. 3991406	3988759 1	134.00 FLYWHEEL
71-72	Y (350) W/H.D. 4-SPD.	3991406 1	142.00 FLYWHEEL
71	Y (454) W/A.T., SP. H/PER.	336717 1	78.75 FLYWHEEL
71	Y (454) W/M.T., SP. H/PER.	3992094 1	142.00 FLYWHEEL (USED W/DUAL PLT CLU) ...
73-74	Y (350) W/A.T.	361950 1	69.00 FLYWHEEL,
75-77	Y (350) W/A.T. (EXC. SP. H/PER.)	340296 1	N.L. FLYWHEEL,
75-77	Y (350) W/T.H., SP. H/PER.	361950 1	69.00 FLYWHEEL,
78	Y (350) W/M.T. (EXC. SP. H/PER.)	3986390 1	115.00 FLYWHEEL, W/10" COIL AND DIAPH SPRING CLU (CAST 3729004)
78	Y (350) W/M.T., SP. H/PER.	3988759 1	134.00 FLYWHEEL
78	Y W/A.T.	340296 1	N.L. FLYWHEEL,
79-81	Y (350)	471598 1	46.25 FLYWHEEL,
79-81	Y (350) W/M.T. 3991406	3988759 1	134.00 FLYWHEEL
80	Y (305)	471598 1	46.25 FLYWHEEL,
82	Y (5.7)	471598 1	46.25 FLYWHEEL,
0.669 BOLT -DOWEL-PIN, Engine Flywheel			
55-81	Y W/M.T.	839756 6	.30 BOLT (7/16-20 X 1)
55-60	Y W/P.G., H.T. (8 CYL.)	3701686 6	.33 BOLT (7/16-20 X 27/32 290M STEEL) ...
61-79	Y	3727207 AR	.71 BOLT
55-61	Y (8 CYL.)	3701679 1	.34 DOWEL, FLYWHL (7/16 X 7/8)
70-74	Y (454)	3701679 1	.34 DOWEL, FLYWHL (7/16 X 7/8)
53-57	Y (6 CYL.)	606535 3	.42 PIN, COMPR SUPT (3/8 X 31/32)
66-68	Y (427) W/A.C. (EXC. SP. H/PER.)	606535 3	.42 PIN, CMPR SUPT (3/8 X 31/32)
0.673 GEAR, Engine Flywheel			
66-69	Y (427) (EXC. H.D.)	460583 1	16.80 GEAR
68	Y (327) W/A.T. (M40)	460583 1	16.80 GEAR
69-74	Y (350) (EXC. 4-SPD.)	460583 1	16.80 GEAR
71-74	Y (454)	460583 1	16.80 GEAR
75-82	Y	460583 1	16.80 GEAR
0.679 BOLT-COVER-EXTENSION-SCREW-STUD-UNDERPAN, Flywheel			
NOTE 1: HAS TWO INDENTED THROUGHS ON SURFACE, TRIM EXCESS METAL TO FIT AS NECESSARY.			
53-75	Y	3817006 AR	.27 BOLT, W/WA (1/4-20 X 7/16)
63-66	Y (283, 327)	354497 1	5.20 COVER, CLU HSG
65-66	Y (396, 427) W/SP. H/PER.	354497 1	5.20 COVER, CLU HSG
66-69	Y (350, 427) W/M.T. (EXC. H.D., AL. CYL. AND CASE) ...	3843943 1	6.10 COVER, CLU HSG (HAS 2 7/8 DIA ROUND HOLE)
67-69	Y (427) W/H.D., AL. CYL. AND CASE	354497 1	5.20 COVER, CLU HSG
70-72	Y (350) W/H.D. 4-SPD.	354497 1	5.20 COVER, CLU HSG
70-73	Y (350) W/M.T. (EXC. H.D. 4-SPD.)	3843943 1	6.10 COVER, CLU HSG (HAS 2 7/8 DIA ROUND HOLE)

ENGINE

0.679 BOLT-COVER-EXTENSION-SCREW-STUD-UNDERPAN, Flywheel (Con't)

70-74	Y (454) W/M.T. (EXC. H.D.)	3843943	1	6.10	COVER, CLU HSG (HAS 2 7/8 DIA ROUND HOLE)
75-81	Y (350) W/M.T.	340252	1	5.20	COVER, CLU HSG
76-82	Y	14038632	1	9.15	COVER, TRANS CONVR
55-62	Y (8 CYL.)	3734908	1	3.50	EXTENSION, CLU HSG FLYWHL (NOTE 1)
62-68	Y W/P.G.	3924780	AR	.33	SCREW, W/WASHER (5/16-18 X 7/8)
75-78	Y	376300	3	.34	SCREW, TRANS. PAN (1/4-20 X 7/8)
80-82	Y	14020511	RH	2.70	STUD, VLV RKR CVR RR OUTBOARD
55-62	Y (8 CYL.) W/M.T.	3704923	1	8.65	UNDERPAN, CLU (15 1/2 O.L.) (NOTE 1)
62-67	Y W/P.G.	3933089	1	8.60	UNDERPAN, TRANS (17 51/64 O.L.)
67	Y (427) W/H/PER. (EXC. 3/2 BC)	3831527	1	17.15	UNDERPAN, TRANS CONV
68-69	Y (M40)	3868810	1	7.20	UNDERPAN, TRANS CONV
70-74	Y (M40)	342467	1	9.40	UNDERPAN, TRANS CONV
75-81	Y	14038632	1	9.15	UNDERPAN, TRANS CONV

0.683 HOUSING, Bolt Engine Clutch

64-68	Y (327, 396)	3858403	1	65.50	HOUSING, CLU (IDENT. NO. 3840383)
66-81	Y (350,427,454)	3899621	1	78.50	HOUSING, CLU
66	Y (427) W/SP. H/PER.	3858403	1	65.50	HOUSING, CLU (IDENT. NO. 3840383)
67-69	Y (427) W/H.D., AL. CYL. AND CASE	3858403	1	65.50	HOUSING, CLU (IDENT. NO. 3840383)

0.685 DOWEL -PIN, Engine Clutch Housing or Transmission

70-82	Y	3712745	2	1.00	DOWEL (2 1/32" X 1 1/8")
53-82	Y	1453658	AR	.60	PIN, DOWEL STRAIGHT (5/8 DIA., 1 3/16 LONG)

0.724 CHAIN, Engine Timing

55-66	Y (8 CYL.) (EXC. 396,427)	3704150	1	21.75	CHAIN, EARLY LINK TYPE
65-66	Y (396, 427)	3860036	1	21.75	CHAIN, LINK TYPE
67-81	Y (305, 327, 350)	346261	1	N.L.	CHAIN, EARLY LINK TYPE
67-69	Y (396, 427) (EXC. SP. H/PER., H.D., AL. CYL. AND CASE)	3902428	1	21.75	CHAIN, LINK TYPE
67-69	Y (427) W/SP. H/PER., H.D., AL. CYL. AND CASE	3860036	1	21.75	CHAIN, LINK TYPE
70-74	Y (454) (EXC. H.D., SP. H/PER.)	3902428	1	21.75	CHAIN, LINK TYPE
71	Y (454) W/SP. H/PER.	3860036	1	21.75	CHAIN, LINK TYPE
82	Y (5.7)	346261	1	N.L.	CHAIN, EARLY LINK TYPE

0.728 SPROCKET , Engine Crankshaft

55-66	Y (8 CYL.) (EXC. 396, 427)	3759980	1	13.85	SPROCKET (18 TEETH-2 7/8 O.D.) (EARLY LINK TYPE)
65-66	Y (396, 427)	3860035	1	20.15	SPROCKET (19 TEETH-3 1/32 O.D.)
67-81	Y (305, 327, 350)	3896959	1	N.L.	SPROCKET (18 TEETH-2 7/8 O.D.) (EARLY LINK TYPE)
67-69	Y (396, 427) W/SP. H/PER., H.D., AL. CYL. AND CASE	3860035	1	20.15	SPROCKET (19 TEETH-3 1/32 O.D.)
67-69	Y (396, 427) (EXC. SP. H/PER., H.D., AL. CYL. AND CASE)	3902426	1	13.85	SPROCKET (19 TEETH-3 1/32 O.D.)
70	Y (454) (EXC. H.D.)	3902426	1	13.85	SPROCKET (19 TEETH-3 1/32 O.D.)
71	Y (454) W/SP. H/PER.	3860035	1	20.15	SPROCKET (19 TEETH-3 1/32 O.D.)
71-74	Y (454) W/H/PER.	3902426	1	13.85	SPROCKET (19 TEETH-3 1/32 O.D.)
82	Y (5.7)	3896959	1	N.L.	SPROCKET (18 TEETH-2 7/8 O.D.) (EARLY LINK TYPE)

0.736 GEAR -SPROCKET , Engine Camshaft

53-55	Y (6 CYL.)	3835473	1	32.00	GEAR (ALUM)
55-66	Y (8 CYL.) (EXC. 396,427)	3865964	1	21.05	SPROCKET (CAST 3704214-36 TEETH) (IRON) (EARLY LINK TYPE)
65-66	Y (396, 427)	330815	1	21.05	SPROCKET (NYLON) (38 TEETH)
67-81	Y (305,327,350)	340235	1	21.95	SPROCKET (36 TEETH)
67-69	Y (427) (EXC. SP. H/PER., H.D., AL. CYL. AND CASE)	330814	1	21.05	SPROCKET (38 TEETH)
67-69	Y (427) W/SP. H/PER., H.D., AL. CYL. AND CASE	330815	1	21.05	SPROCKET (NYLON) (38 TEETH)
70	Y (454) (EXC. H.D.)	330814	1	21.05	SPROCKET (38 TEETH)
71-72	Y (454) W/H/PER.	330814	1	21.05	SPROCKET (38 TEETH)
71	Y (454) W/SP. H/PER.	330815	1	21.05	SPROCKET (NYLON) (38 TEETH)
73-74	Y (454)	330814	1	21.05	SPROCKET (38 TEETH)
82	Y(5.7)	340235	1	21.95	SPROCKET (36 TEETH)

ENGINE

0.787 ROD-SWIVEL, Clutch Fork Release

NOTE 1: WHEN USING 3764588 ON SOME 1957-59 MODELS IS MAY BE NECESSARY TO USE 1-3749084 CLIP AND DISCARD 1-120393 WASHER, 1-121222 PIN AND 1-371704 SPRING.

57-62	Y	3739045	1	3.00	ROD, FORK PUSH (9 13/16 O.L.)
64-66	Y (EXC. 396, 427)	3844209	1	3.40	ROD, FORK PUSH (10 9/16 O.L.)
65-66	Y (396, 427)	3872960	1	4.00	ROD, FORK PUSH (8 37/64 O.L.)
67-81	Y	3872960	1	4.00	ROD, FORK PUSH (8 37/64 O.L.)
57-70	Y	3764588	1	.75	SWIVEL, FORK PUSH ROD (NOTE 1)
63-81	Y	3813225	1	2.05	SWIVEL, PEDAL OR CLU FORK PUSH ROD

0.793 PIN -WASHER, Clutch Fork Push Rod

64-81	Y	3738054	1	.34	PIN (1 1/2 O.L.)
58-62	Y	3834560	1	.21	WASHER (11/32 I.D. X 11/16 O.D. X 3/16 THK.) (0.837)
73-78	Y	331247	AR	.32	WASHER, FLAT (3/4 O.D. X 3/8 I.D.)

0.795 FORK, Engine Clutch Release

NOTE 1: WHEN USING ON 1955-56 MODELS IT IS NECESSARY TO USE 3739045 PUSH ROD (0.787), 376 4588 SWIVEL (0.787), 3738054 PIN (0.787), COTTER PIN AND SPRING.

55-62	Y	3739043	1	15.80	FORK (STAMPED TYPE) (NOTE 1)
63	Y	3820008	1	17.45	FORK
64-81	Y	3887177	1	16.65	FORK

0.796 SPRING-STUD, Engine Clutch Release Fork

57-65	Y	3849698	1	1.25	SPRING, RET (4 1/16 O.L.)
66	Y (427) W/SP. H/PER.	3849698	1	1.25	SPRING, RET (4 1/16 O.L.)
74-81	Y	3784619	2	.40	SPRING, PUSH ROD RET
75-81	Y	3849698	1	1.25	SPRING, RET
55-65	Y	3729000	1	3.15	STUD (1 1/2 STUD)
66-75	Y (1ST DESIGN-1975)	3887159	1	1.75	STUD (1 3/8 STUD)
75-81	Y (350) W/M.T. (2ND DESIGN-1975)	3729000	1	3.15	STUD (1 1/2 STUD)

0.797 BOOT, Engine Clutch Release Fork

63-81	Y	14007355	1	4.20	BOOT,
-------	---	----------	---	------	-------

0.799 BEARING, Engine Clutch Release

55	Y (8 CYL.) (1ST DESIGN)	908092	1	N.L.	BEARING (BALL BRG TYPE) (1 7/8 LONG) (PRESS PLT 328566)
55-63	Y (8 CYL.) (2ND DESIGN)	908244	1	N.L.	BEARING (BALL BRG TYPE) (1 1/4 LONG)
64-81	Y	908244	1	N.L.	BEARING, REL

0.829 BUMPER-PLUG-SEAL, Engine Clutch Pedal

55-73	Y	340688	1	.49	BUMPER, PEDAL
75-76	Y (EXC. P.B.)	1380966	1	.38	BUMPER, PEDAL
77-81	Y	340688	1	.49	BUMPER, PEDAL
67-77	Y	4768119	1	.30	PLUG, PEDAL PUSH ROD HOLE (10.778)
68-81	Y	3915689	1	2.35	SEAL, PEDAL PUSH ROD HOLE

0.830 PEDAL, Engine Clutch Pedal

NOTE 1: (1979 & PAST MODEL)-WHEN USING 14020844 IN PLACE OF 3960621, COVER 14009148 MUST BE USED. (SEE GROUP 4.630).

63-66	Y	3832855	1	17.50	PEDAL
68-81	Y	14020844	1	17.75	PEDAL, (NOTE 1)

0.831 BUSHING, Engine Clutch Pedal

55	Y (8 CYL.)	14004821	2	.53	BUSHING (5/8 DIA PEDAL SHAFT)
63-82	Y	14004821	2	.53	BUSHING (5/8 DIA PEDAL SHAFT)

0.837 RETAINER-SPRING-WASHER, Clutch and Brake Pedal Shaft

63-73	Y	3828428	1	.50	RETAINER, SHAFT (4.634)
55-56	Y (8 CYL.)	371704	AR	.35	SPRING, CLU PEDAL AND FORK PUSH ROD, PUSH ROD ANTI-RATTLE (4.037)
74-79	Y	3834560	1	.21	WASHER, PEDAL PUSH ROD (11/32 X 11/16 X 3/16)

0.844 SPRING, Engine Clutch Fork

57-62	Y	3784619	1	.40	SPRING, RET (3" FREE LENGTH)
63-67	Y	3813226	1	1.25	SPRING, PEDAL RTN (6 7/64 FREE LENGTH-32 COILS)
64-81	Y	3784619	1	.40	SPRING, RET (3" FREE LENGTH)
68-81	Y	3921656	1	1.15	SPRING, CLUTCH PEDAL PULL BK

0.846 PLATE, Clutch Pedal Pull Back Spring

55-62	Y	3764732	1	.56	PLATE (WITH 35/64 & 17/64 HOLES)
-------	---	---------	---	-----	----------------------------------

ENGINE

0.851 BUSHING-SEAL-SEAT-SPRING-STUD-WASHER, Engine Clutch Lever & Shaft

55-62	Y	3716811	1	1.75	BUSHING (3/8 I.D. X 7/8 O.D.)
74-81	Y W/M.T.	3743355	1	.33	SEAL, SHF BALL STUD/TO ENG/DUST (FELT)
76-81	Y	3743360	1	.36	SEAL, SHF BALL STUD/TO ENG/DUST (FELT)
63-81	Y	3743349	2	.53	SEAT, LVR BALL (7/8 DIA.) (NYLON)
63-81	Y	3750696	1	.33	SPRING, LVR BALL STUD SEAT RET (1" O.D.)
63-72	Y	3866568	1	3.85	STUD, TO ENG
63-71	Y	3898610	1	2.25	STUD, TO FRAME (3/8-24 X 1 13/16 O.L.)
72-81	Y	3935289	1	2.40	STUD, TO FRAME
73-81	Y	3752863	1	4.05	STUD, TO ENG
63-81	Y	3756326	1	.35	WASHER, STUD TO FRAME (61/64 X 9/16)

0.852 BRACKET-LEVER, Engine Clutch Control

55-62	Y	3723603	1	9.20	BRACKET, ENG
63-77	Y	3814217	1	3.30	BRACKET, SHF FRAME
80-81	Y W/M.T.	475390	1	4.10	BRACKET, SHF FRM
55-62	Y	3732881	1	47.00	LEVER, W/SHF (8 7/8 O.L.)
63-66	Y (EXC. 396, 427)	3832857	1	32.75	LEVER, W/SHF
65-66	Y (396, 327)	3872962	1	32.00	LEVER, W/SHF
67-81	Y	3888279	1	31.00	LEVER, W/SHF

0.854 ROD, Engine Clutch Pedal Control

63-65	Y (EXC. 396)	3888213	1	4.10	ROD, PUSH
66-67	Y	3888213	1	4.10	ROD, PUSH
68-81	Y	3921654	1	4.45	ROD, PUSH

0.859 COVER, Engine Clutch

NOTE 1: COMPONENT PARTS NOT SERVICEABLE.

NOTE 2: THIS ASM. CONSISTS OF A COVER, DUAL PRESSURE PLATE (FRONT AND REAR DRIVEN PLATE NOT INCLUDED).

55	Y	3999253	1	121.00	COVER, W/PLATE (DIAPHRAGM TYPE) (11") (CAST 3748721)
56	Y	3729002	1	125.00	COVER, W/PLATE (COIL SPRING TYPE) (1402 STAMPED ON CVR) (10 1/2" CLU)
57-62	Y	3816144	1	127.00	COVER, W/PLATE (COIL SPRING TYPE) (1589 STAMPED ON CVR)
63-68	Y (327)	3841673	1	N.L.	COVER, W/PLATE
65	Y (396)	3841673	1	N.L.	COVER, W/PLATE
66-69	Y (350, 427) (EXC. H.D., SP. H/PER., AL. CYL. AND CASE)	3884598	1	N.L.	COVER, W/PLATE (11 O.D.) (BENT FINGER) (BELLEVILLE SPRING)
66-69	Y (427) W/SP. H/PER. (EXC. H.D. CLUTCH)	3884598	1	N.L.	COVER, W/PLATE (11 O.D.) (BENT FINGER) (BELLEVILLE SPRING)
67-69	Y (427) W/H.D., AL. CYL. AND CASE	6273958	1	210.00	COVER, W/PLATE (10.4 O.D.) (SINGLE PLATE DESIGN) (NOTE 1)
69	Y (427) W/H.D. CLUTCH, SP. H/PER.	231254	1	207.00	COVER, W/PLATES (10 1/2 O.D.) (NOTE 2)
70-77	Y (350) (EXC. H.D. 4-SPD.)	3884598	1	N.L.	COVER, W/PLATE (11 O.D.) (BENT FINGER) (BELLEVILLE SPRING)
70-72	Y (350) W/H.D. 4-SPD.	6273958	1	210.00	COVER, W/PLATE (10.4 O.D.) (SINGLE PLATE DESIGN) (NOTE 1)
70-74	Y (454) (EXC. H.D., SP. H/PER.)	3884598	1	N.L.	COVER, W/PLATE (11 O.D.) (BENT FINGER) (BELLEVILLE SPRING)
71	Y (454) W/SP. H/PER.	231254	1	207.00	COVER, W/PLATES (10 1/2 O.D.) (NOTE 2)
78-80	Y	3884598	1	N.L.	COVER, W/PLATE (11 O.D.) (BENT FINGER) (BELLEVILLE SPRING)
78	Y W/M.T. (EXC. SP. H/PER.)	3841673	1	N.L.	COVER, W/PLATE
81	Y (350)	3962052	1	N.L.	COVER, W/PLATE

0.861 COVER, Engine Clutch Plate

63-65	Y (327)	3793478	1	50.25	COVER, DIAPH SPRING TYPE (12 31/64 O.D.)
66-68	Y (327, 427) (EXC. SP. H/PER.)	3793478	1	50.25	COVER, DIAPH SPRING TYPE (12 31/64 O.D.)
69-76	Y (350)	3884598	1	N.L.	COVER, DIAPH SPRING TYPE (11" O.D.)
69	Y (427) (EXC. H.D. CLUTCH, SP. H/P)	3884598	1	N.L.	COVER, DIAPH SPRING TYPE (11" O.D.)

ENGINE

0.861 COVER, Engine Clutch Plate (Con't)					
70	Y (454) (EXC. H.D.)	3884598	1	N.L.	COVER, DIAPH SPRING TYPE (11" O.D.)
71-73	Y (454) W/H/PER.	3884598	1	N.L.	COVER, DIAPH SPRING TYPE (11" O.D.)
75-80	Y	3884598	1	N.L.	COVER, DIAPH SPRING TYPE (11" O.D.)
77	Y (350) (EXC. SP. H/PER.)	3793478	1	50.25	COVER, DIAPH SPRING TYPE (12 31/64 O.D.)
0.862 BOLT, Engine Clutch Cover to Flywheel					
53-69	Y	838653	AR	.27	BOLT (3/8-16 X 1)
54-72	Y	3962058	AR	.50	BOLT, RETRAC. SPRING (5/16-18 X 29/32 HEX) (0.864)
73-81	Y	838653	AR	.27	BOLT (3/8-16 X 1)
0.863 PLATE, Engine Clutch Pressure					
63-68	Y (327)	3793480	1	68.25	PLATE (CAST 3703480) (10 1/2)
65	Y (396)	3793480	1	68.25	PLATE (CAST 3703480) (10 1/2)
66-68	Y (427) (EXC. H.D.)	3884630	1	65.75	PLATE
69-70	Y (350)	3884630	1	65.75	PLATE
69-70	Y (396, 427, 454) (EXC. H.D., AL. CYL. AND CASE, H.D. CLUTCH)	3884630	1	65.75	PLATE
71-76	Y (350) (EXC. H.D. 4-SPD.)	3884630	1	65.75	PLATE
71-73	Y (454) W/H/PER.	3884630	1	65.75	PLATE
77	Y (350) (EXC. SP. H/PER.)	3793480	1	68.25	PLATE (CAST 3703480) (10 1/2)
77-78	Y (350) W/SP. H/PER.	3884630	1	65.75	PLATE
0.864 BOLT-SPRING, Engine Clutch					
NOTE 1: REPLACE ONLY IN SETS OF THREE.					
55	Y (8 CYL.)	3962058	AR	.50	BOLT, RETRAC SPRING (5/16-18 X 29/32 HEX)
64-78	Y	3962058	AR	.50	BOLT, RETRAC SPRING (5/16-18 X 29/32 HEX)
62-79	Y	3788605	3	.33	SPRING, RETRACTING (NOTE 1)
0.865 SPRING, Clutch Pressure					
57-61	Y	3837099	AR	1.50	SPRING (RED) (312 LBS.)
0.873 BOLT-NUT, Clutch Release Lever					
55-62	Y (8 CYL.)	3981870	3	2.65	BOLT, W/NUT, LVR ADJ EYE
55-62	Y (8 CYL.)	418252	3	.71	NUT, ADJ (3/8-24 X 11/16)
0.875 PIN-STRUT, Clutch Release Lever					
55-62	Y (8 CYL.)	328571	3	.30	PIN (1 3/16 LONG X 5/16 O.D.)
55-62	Y (8 CYL.)	3837095	3	.43	STRUT (1/8 X 5/8 X 1 1/2)
0.878 SPRING, Clutch Pressure Lever Retainer					
55-62	Y (8 CYL.)	403051	3	.71	SPRING, ANTI-RATTLE (BLUE)
0.886 PLATE, Engine Clutch Driven					
NOTE 1: ONE REQUIRED FRONT DRIVEN, ONE REQUIRED REAR DRIVEN.					
NOTE 2: DUAL PLATE DESIGN.					
NOTE 3: SINGLE PLATE DESIGN.					
55	Y	6259177	1	90.50	PLATE, W/STEEL BACKED FACING (11 O.D.) (HUB PAINTED WHITE)
56	Y	14007393	1	N.L.	PLATE, W/WOVEN FACING (10 13/32 O.D.)
57-62	Y	3889346	1	79.00	PLATE, W/WOVEN FACINGS (10") (LAVENDER PAINT ON OIL SLINGER)
63-68	Y	14007393	1	N.L.	PLATE, W/WOVEN FACINGS (10 13/32 O.D.)
66-68	Y (427) (EXC. H.D.)	3908960	1	79.75	PLATE, W/WOVEN FACINGS (11" O.D.)
67-69	Y (427) W/H.D., AL. CYL. AND CASE	3886059	1	202.00	PLATE, W/WOVEN FACINGS (10.4 O.D.) (10 TOOTH SPLINE) (NOTE 3)
69-70	Y (350) (EXC. SP. H/PER.)	3908960	1	79.75	PLATE, W/WOVEN FACINGS (11" O.D.)
69-70	Y (427, 454) (EXC. H.D., H.D. CLUTCH)	3908960	1	79.75	PLATE, W/WOVEN FACINGS (11" O.D.)
70-71	Y (350) W/H.D. 4-SPD., SP. H/PER.	3886059	1	202.00	PLATE, W/WOVEN FACINGS (10.4 O.D.) (10 TOOTH SPLINE) (NOTE 3)
70	Y (350) W/SP. H/PER. (EXC. H.D. 4-SPD.)	3908960	1	79.75	PLATE, W/WOVEN FACINGS (11" O.D.)
71-72	Y (350) (EXC. SP. H/PER., H.D. 4-SPD.)	3989030	1	82.00	PLATE, W/WOVEN FACINGS (11" O.D.) (26 TOOTH SPLINE)

ENGINE

0.886		PLATE, Engine Clutch Driven (Con't)			
71-72	Y (350) W/H.D. 4-SPD., SP. H/PER.	3991428	1	202.00	PLATE, W/WOVEN FACINGS (10.4 O.D.) (26 TOOTH SPLINE)
71-72	Y (350) W/SP. H/PER. (EXC. H.D. 4-SPD.)	3991428	1	202.00	PLATE, W/WOVEN FACINGS (10.4 O.D.) (26 TOOTH SPLINE)
71-72	Y (454) W/H/PER.	3989030	1	82.00	PLATE, W/WOVEN FACINGS (11" O.D.) (26 TOOTH SPLINE)
71	Y (454) W/SP. H/PER.	3993815	2	113.00	PLATE, W/WOVEN FACINGS (10 O.D.) (26 TOOTH SPLINE) (NOTE 1,,2)
73-81	Y (350)	3989030	1	82.00	PLATE, W/WOVEN FACINGS (11" O.D.) (26 TOOTH SPLINE)
78	Y (350) (EXC. SP./H/PER.)	14007393	1	N.L.	PLATE, W/WOVEN FACINGS (10 13/32 OD) (10 TOOTH SPLINE)

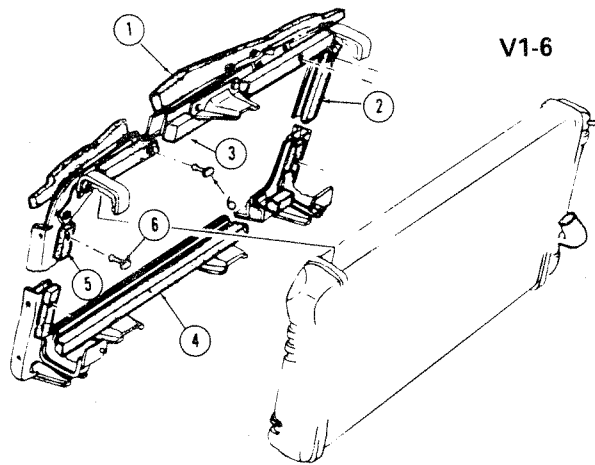


CHEVROLET CHASSIS GROUP 1.000



ILLUSTRATION INDEX

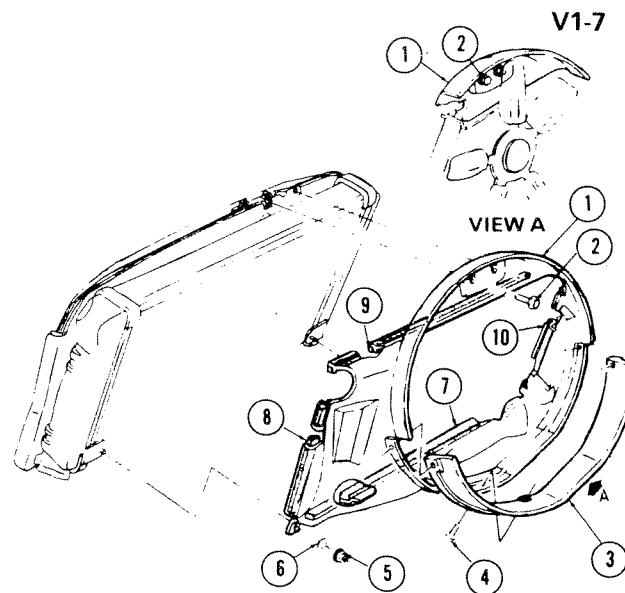
	TITLE	PAGE
1968-74	"Y" RADIATOR SEALS.....	1-1
1968-74	"Y" RADIATOR SHROUD EXTENTION AND SEALS (427,454).....	1-1
1968-74	"Y" H.D. RADIATOR AND SUPPORT (427,454).....	1-2
1968-74	"Y" RADIATOR SUPPORT AND BRACK- ETS (EXC H.D. RADIATOR).....	1-2
1968	"Y" RADIATOR GRILLE.....	1-3
1969	"Y" RADIATOR GRILLE.....	1-4
1970-72	"Y" RADIATOR GRILLE.....	1-5
1973-74	"Y" RADIATOR GRILLE.....	1-6
1975-79	GRILLE & RELATED PARTS.....	1-7
1980-82	"Y" GRILLE & RELATED PARTS.....	1-8
1966-82	V8 ENGINE OIL PUMP (EXC 427,454).....	1-9
1966-74	ENGINE OIL PUMP (427,454).....	1-10
1978-79	"Y" PULLEYS & BELTS.....	1-11
1980	"Y" PULLEYS & BELTS.....	1-12
1981-82	"Y" PULLEYS & BELTS.....	1-12



V1-6

1968-74 "Y" RADIATOR SEALS

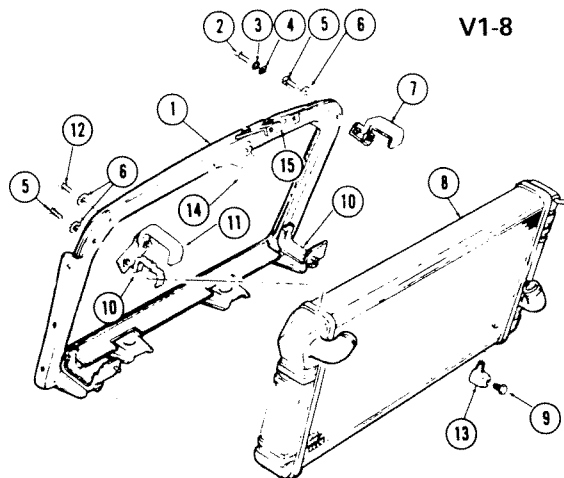
1. SEAL, Supt to Hood	1.274	4. SEAL, Supt Lwr (Cut from 334786) ...	1.274
2. SEAL (Cut from 334786)	1.274	5. SEAL, Supt (Cut from 334786)-LH	1.274
3. SEAL, Supt Up	1.274	6. FASTENER	1.270



V1-7

1968-74 "Y" RADIATOR SHROUD EXTENSION AND SEALS (427,454)

1. SHROUD	1.277	6. WASHER, Shroud Lwr	8.931
2. BOLT	8.900	7. SEAL, Shroud Lwr	1.274
3. EXTENSION ASM	1.277	8. SEAL, Shroud (Cut from 334786)-LH ..	1.274
4. SCREW ASM (#10-24 x 1")	8.907	9. SEAL, Shroud Up	N.S.
5. NUT (1/4"-20)	8.915	10. SEAL, Shroud (Cut from 334786)-RH ..	1.274

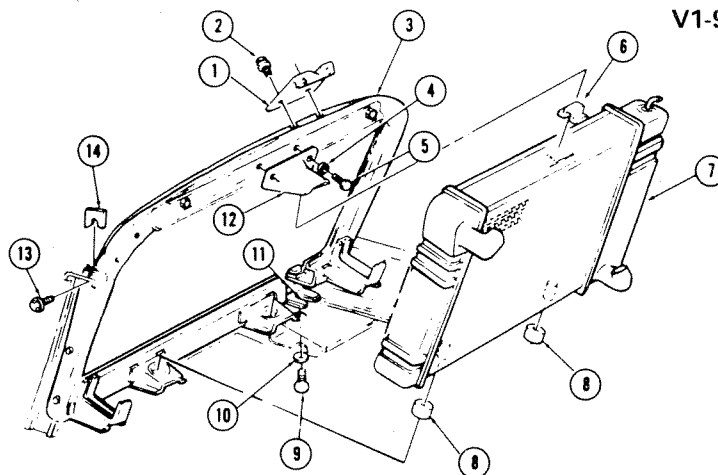


V1-8

V1-8

1968-74 "Y" H.D. RADIATOR AND SUPPORT (427,454)

1. SUPPORT ASM, Radiator	1.270	8. RADIATOR	1.219
2. BOLT (5/16"-18 x 1 5/8")	8.900	9. PLUG	8.971
3. WASHER (5/16")	8.931	10. INSULATOR, Radiator Support	1.270
4. WASHER	8.929	11. PLATE ASM, Left Side	1.270
5. BOLT (1 1/8")	8.900	12. BOLT (5/16"-18 x 1 1/4")	8.900
6. WASHER (5/16")	8.932	13. ELBOW	8.963
7. PLATE ASM, Right Side	1.270	14. BRACKET ASM, Rad Supt	1.270
		15. BRACKET ASM, Fan Shroud Supt	1.277



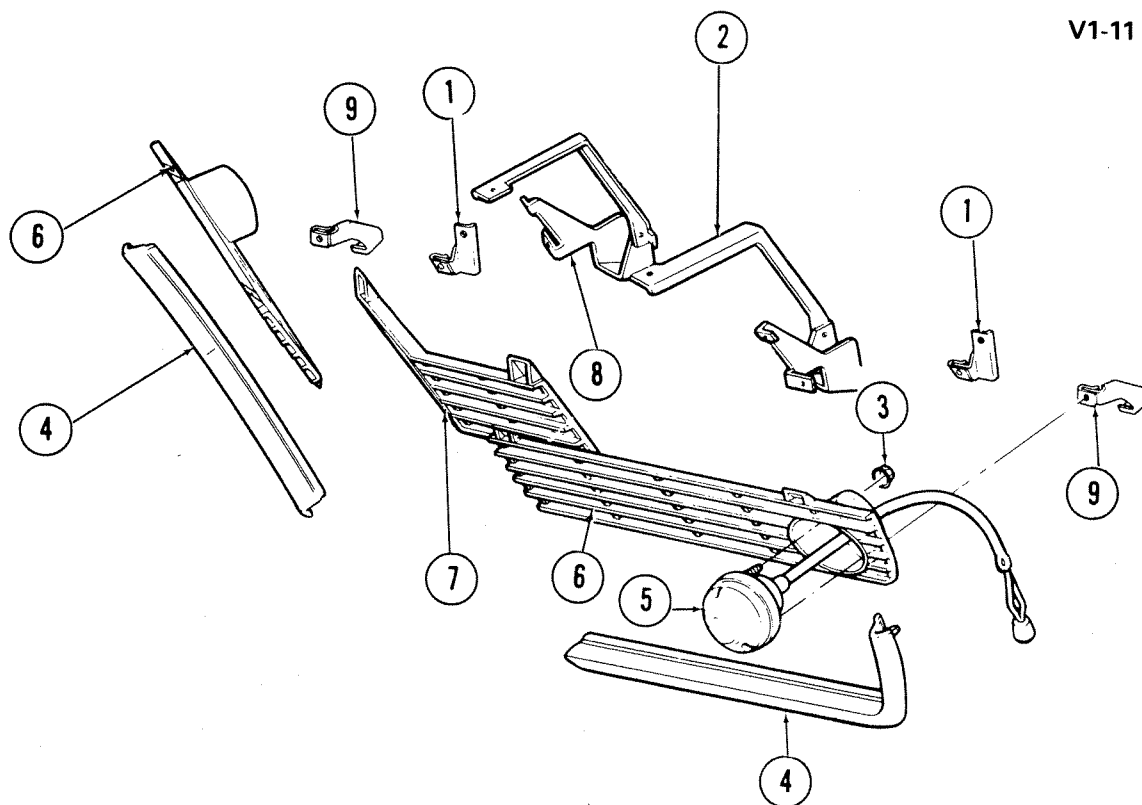
V1-9

V1-9

1968-74 "Y" RADIATOR SUPPORT AND BRACKETS (EXC H.D. RADIATOR)

1. BRACKET ASM, Fan Shroud Supt	1.277	8. CUSHION, Lwr	N.S.
2. SCREW ASM	8.977	9. BOLT (7/16"-14 x 1")	8.900
3. SUPPORT ASM, Radiator	1.270	10. WASHER	8.929
4. WASHER (5/16")	8.931	11. SHIM, Radiator Supt Lwr	1.270
5. BOLT (5/16"-18 x 1 5/8")	8.900	12. BRACKET ASM, Rad Support	1.270
6. CUSHION, Upr	1.270	13. SCREW ASM (5/16"-18 x 1 1/16")	8.900
7. RADIATOR	1.219	14. SHIM	N.S.

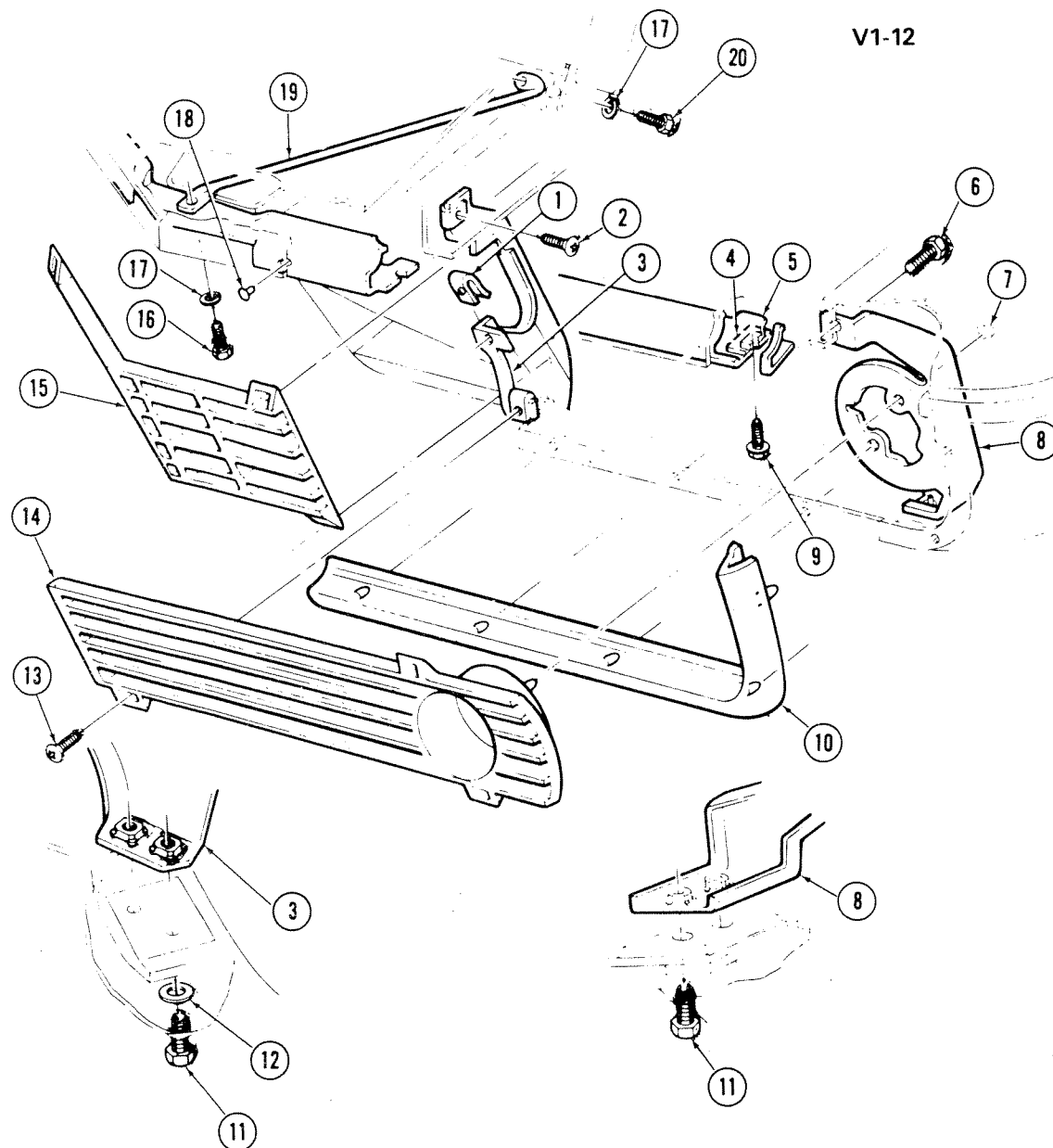
V1-11



V1-11

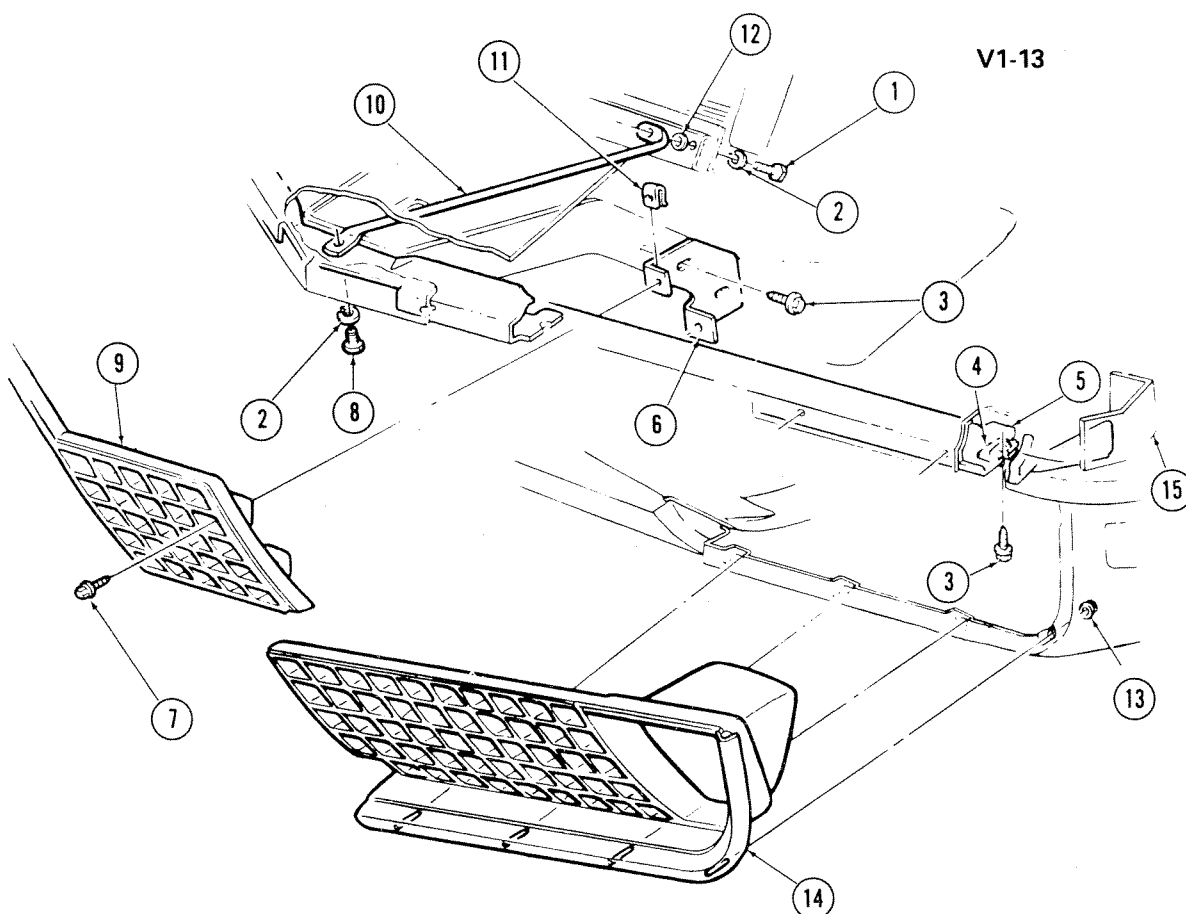
1968 "Y" RADIATOR GRILLE

1.	1.267	SUPPORT, Outer Grille Upper-LH	3930353
	1.267	SUPPORT, Outer Grille Upper-RH	3930354
2.	1.267	SUPPORT, Outer Grille Inner	3953039
3.	8.921	NUT (1/4")	
4.	1.268	MOLDING, Outer Grille-LH	3915847
	1.268	MOLDING, Outer Grille-RH	3915848
5.	2.585	LAMP ASM, Parking	916765
6.	1.266	GRILLE, Radiator, Outer-LH	3966553
	1.266	GRILLE, Radiator, Outer-RH	3966554
7.	1.266	GRILLE, Center	3966555
8.	1.267	SUPPORT, Outer Grille Inner	
9.	1.267	SUPPORT, Outer Grille Lower-LH	3930351
	1.267	SUPPORT, Outer Grille Lower-RH	3930352



1969 "Y" RADIATOR GRILLE

1.	8.921	NUT (#8-18)		N.S.	SUPPORT ASM, Outer Grill	
2.	8.977	SCREW (#8-18 x 5/8")			Outer-RH	
3.	1.267	SUPPORT, Outer Grill Inner-LH	3953039	9.	8.900	BOLT (5/16"-18 x 7/8")
	N.S.	SUPPORT, Outer Grill Inner-RH		10.	1.268	MOLDING, Outer Grille-LH
					1.268	MOLDING, Outer Grille-RH
4.	8.131	EXTENSION, Upper Panel		11.	8.977	SCREW (1/4"-20 x 3/4")
		Reinf-LH	3927663	12.	8.929	WASHER (11/32")
	8.131	EXTENSION, Upper Panel		13.	8.977	SCREW (#8-18 x 7/8")
		Reinf-RH	3927664	14.	1.266	GRILLE, Outer-LH
5.	1.263	REINFORCEMENT, Fender			1.266	GRILLE, Outer-RH
		Upper Panel Frt	3938095	15.	1.266	GRILLE, Center
6.	8.977	SCREW (#10-24 x 3/8")		16.	8.900	BOLT (5/16"-24 x 1/2")
7.	8.921	NUT (1/4")		17.	8.931	WASHER (5/16")
8.	1.267	SUPPORT ASM, Outer Grill		18.	8.967	RIVET
		Outer-LH	3953037	19.	1.287	ROD, Support to Frt Fender
						Upper
				20.	8.900	BOLT (5/16"-18 x 1 1/2")

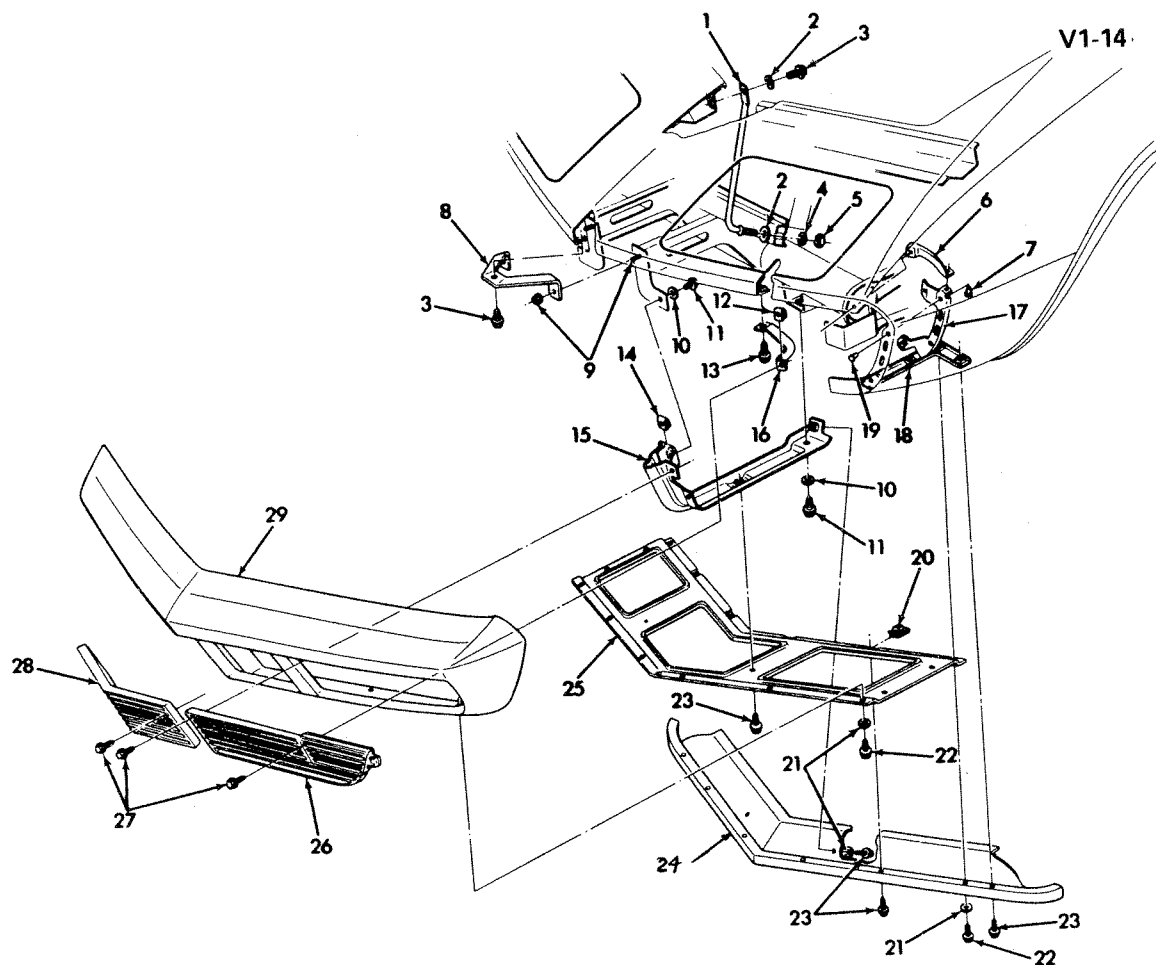


V1-13

V1-13

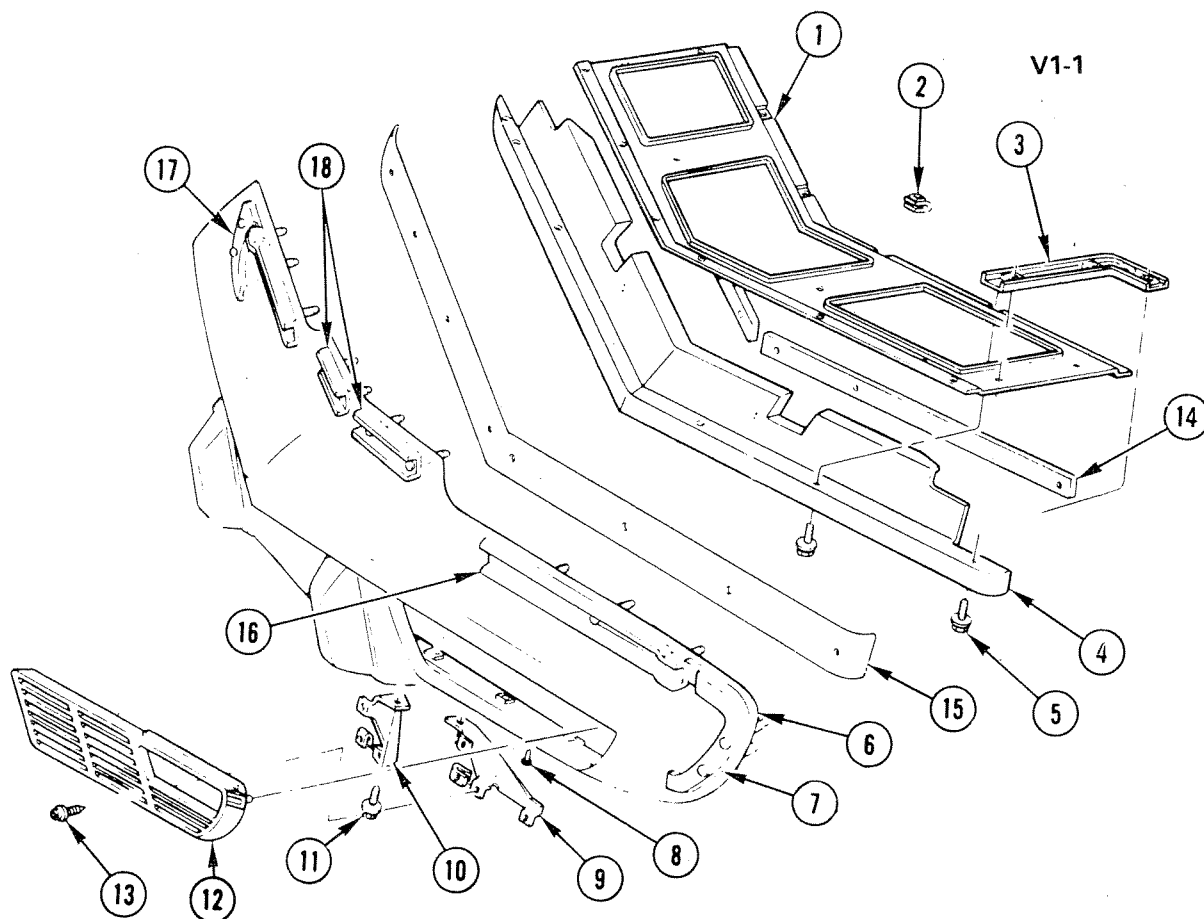
1970-72 "Y" RADIATOR GRILLE

1.	8.900	BOLT (5/16"-18 x 1 1/2")	
2.	8.931	WASHER (5/16")	
3.	8.900	BOLT (5/16"-18 x 13/16")	
4.	8.131	EXTENSION, Upr Panel Frt Reinf-LH	3927663
5.	8.131	EXTENSION, Upr Panel Frt Reinf-RH	3927664
6.	1.263	REINFORCEMENT ASM, Upper Panel	3938095
7.	1.267	SUPPORT, Grille Center-LH	3963133
8.	1.267	SUPPORT, Grille Center-RH	3963134
9.	8.977	SCREW (#10-16 x 5/8")	
10.	8.900	BOLT (5/16"-24 x 1/2")	
11.	1.266	GRILLE, Radiator Center	3966772
12.	1.287	ROD, Supt to Frt Fender Upper	3974016
13.	8.921	NUT, "U" (#10-16)	
14.	8.931	WASHER (21/64")	
15.	8.921	NUT (3/16")	
16.	2.586	HOUSING ASM, Dir Sig Park Rad Grille Outer Lamp-LH	5964683
17.	2.586	HOUSING ASM, Dir Sig Park Rad Grille Outer Lamp-RH	5964684
18.	7.836	EXTENSION ASM, Outer Brace	3964159



1973-74 "Y" RADIATOR GRILLE

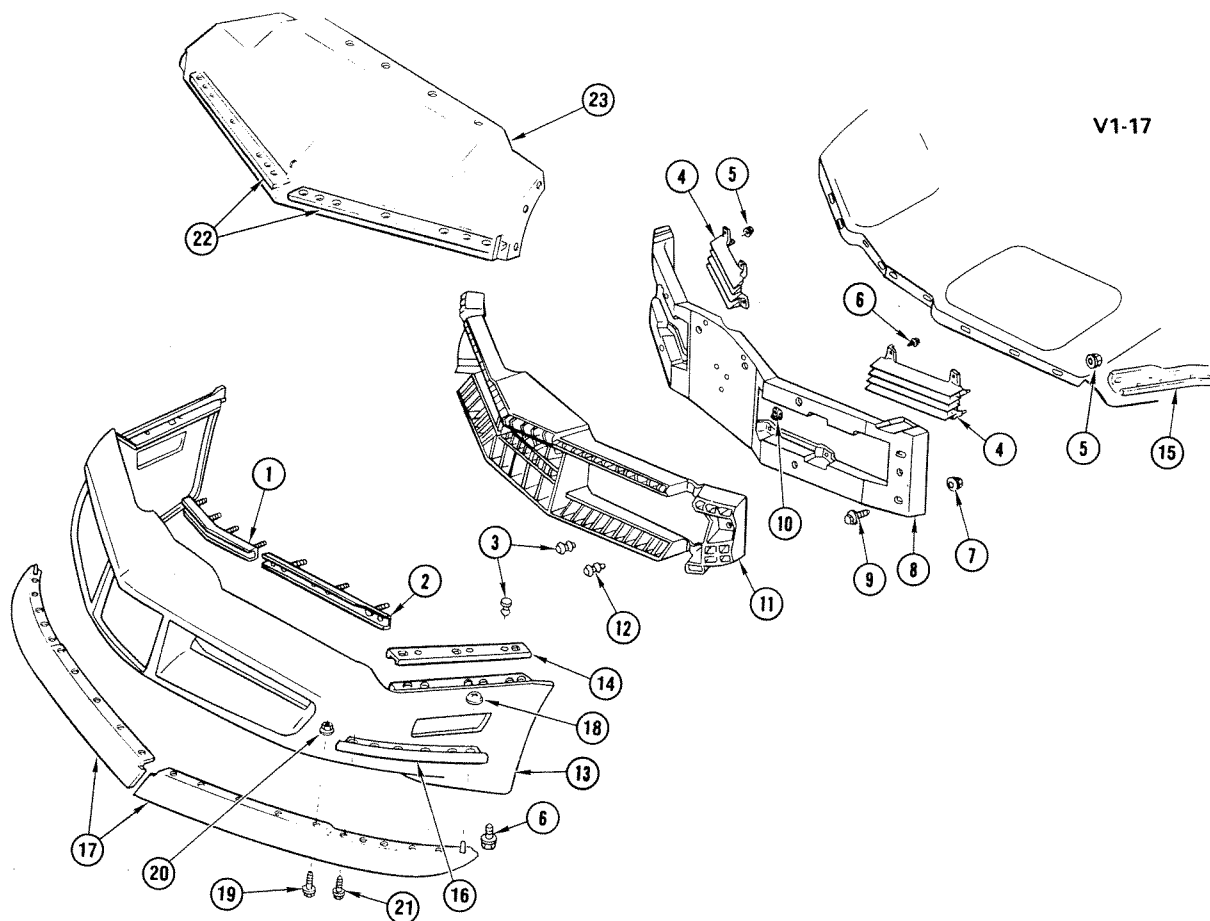
1.	1.287	ROD, Rad Supt to Frt Fender	331841		
2.	8.929	WASHER, Flat (21/64")		17.	N.S. BRACE, Grille Outer-RH
3.	8.900	BOLT			8.155 REINFORCEMENT, Lower Frt Upper-LH
4.	8.931	WASHER, Lock (5/16")			8.155 REINFORCEMENT, Lower Frt Upper-RH
5.	8.915	NUT (5/16"-18)		18.	8.141 REINFORCEMENT, Frt Lower-LH
6.	8.155	EXTENSION, Frt Fender Upper-LH	331877		8.141 REINFORCEMENT, Frt Lower-RH
	8.155	EXTENSION, Frt Fender Upper-RH	331878	19.	8.967 RIVET
7.	8.967	RIVET		20.	8.921 NUT (1/4"-20)
8.	N.S.	SUPPORT, Upper Panel		21.	8.929 WASHER (1/4")
9.	7.840	BOLT KIT, Energy Abs	339118	22.	8.900 BOLT (1/4"-20 x 1")
10.	8.931	WASHER (15/32" x 1 1/4")		23.	8.900 BOLT & LOCKWASHER, (1/4"-20 x 13/16")
11.	8.900	BOLT (7/16"-14 x 1")		24.	1.287 EXTENSION, Rad Grille Lower Panel
12.	8.921	NUT (#10-16)		25.	1.263 PANEL, Lower
13.	8.900	BOLT (1/4"-20 x 13/16")		26.	1.266 GRILLE, Outer-RH
14.	8.921	NUT (7/16"-14)			1.266 GRILLE, Outer-LH
15.	7.828	REINFORCEMENT ASM, Frt Bumper Guard-LH	331829	27.	8.977 SCREW (#10-16 x 3/4")
	7.828	REINFORCEMENT, Frt Bumper Guard	331830	28.	1.266 GRILLE, Center
16.	1.267	BRACE, Grille Outer-LH	331859	29.	7.833 COVER, Frt Bumper Face Bar
					327695
					327641
					331831
					331832
					331853
					331854
					327641
					331836
					331835
					331830
					6263597



V1-1

1975-79 GRILLE & RELATED PARTS

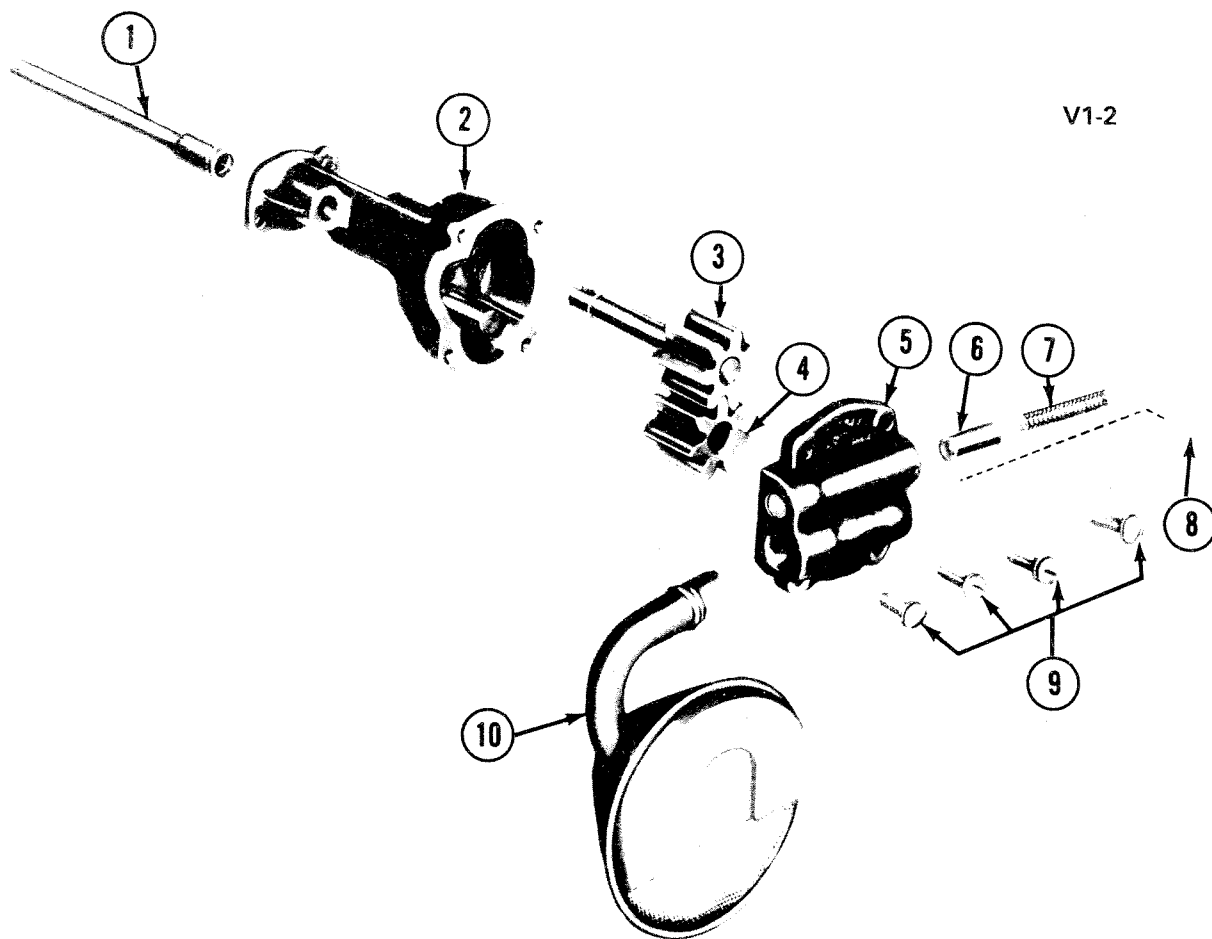
1. PANEL, Grille Lower	1.263
2. NUT, "U" (1/4"-20)	1.269
3. REINFORCEMENT, Frt Fender Lwr	8.141
4. EXTENSION, Rad Grille Lwr Panel	1.287
5. BOLT (1/4"-20 x 1")	8.900
6. COVER, Energy Abs Frt Bar	7.833
7. RETAINER, Frt Bmpr Face Bar Otr Cvr	7.832
8. RIVET, Energy Abs Frt Bar Ret	8.967
9. BRACKET, Rad Grille Outer	1.267
10. BRACKET, Rad Grille Inner	1.267
11. BOLT (1/4"-20 x 13/16")	8.900
12. GRILLE, Outer	1.266
13. SCREW (#10-16 x 3/4")	8.977
14. REINFORCEMENT, Rad Grille Lwr Pnl Ext	1.287
15. EXTENSION, Rad Grille Lwr Pnl (77-78)	1.263
16. RETAINER, Energy Abs Frt Bar Cvr Uptr Otr-LH (77-79)	7.840
17. RETAINER, Energy Abs Frt Bar Cvr Uptr Otr-RH (77-79)	7.840
18. RETAINER ASM, Energy Abs Frt Bar Cvr Uptr Ctr-RH	7.840



V1-17

1980-82 "Y" GRILLE & RELATED PARTS

1.	7.832	RETAINER, E/A Frt Bar Cvr Upr Ctr	14011845	14.	7.832	RETAINER, E/A Frt Bar Cvr Lwr-LH	14011841
2.	7.832	RETAINER, E/A Bar Cvr Upr Qtr-LH	14011843		7.832	RETAINER, E/A Frt Bar Cvr Lwr-RH	14011842
	7.832	RETAINER, E/A Bar Cvr Upr Qtr-RH	14011844	15.	8.141	RETAINER, F/Fdr Lwr-LH	14015229
3.	N.S.	RIVET			8.141	RETAINER, F/Fdr Lwr-RH	14015230
4.	1.266	GRILLE ASM, Rad Otr-LH	14011879	16.	7.831	REINFORCEMENT, Frt Bpr Facia-LH	14018859
	1.266	GRILLE ASM, Rad Otr-RH	14011880		7.831	REINFORCEMENT, Frt Bpr Facia-RH	14018860
5.	8.915	NUT, Hex (#10-24)		17.	1.287	EXTENSION, Rad Lwr Pnl-LH	14016063
	8.932	WASHER, Ext Tooth Lk (#10)			1.287	EXTENSION, Rad Lwr Pnl-RH	14016064
6.	8.977	SCREW ASM (M4.2 x 1.41 x 20)		18.	8.921	NUT, Push-On (1/4")	
7.	8.917	NUT (M10 x 1.5 x 9.8)		19.	8.977	SCREW, Hex Wa Hd Tap (1/4"-20 x 1")	
8.	7.840	BAR, E/A Frt	14007091	20.	8.917	NUT, Hex W/Con Wa (1/4"- 20)	
9.	8.900	BOLT (M10 x 1.5 x 30)		21.	8.977	SCREW, Hex Wa Hd Tap (M4.2 x 1.41 x 25)	
10.	8.921	NUT, "U" Spring (#8-18)	9427761	22.	7.833	RETAINER, Frt Bpr Air Ctr Dfl	14016186
11.	7.840	CUSHION, E/A Frt Bar	14006996	23.	1.272	DEFLECTOR, Rad Lwr Air	14015276
12.	N.S.	RIVET					
13.	7.831	FASCIA, Frt Bpr	14041156				

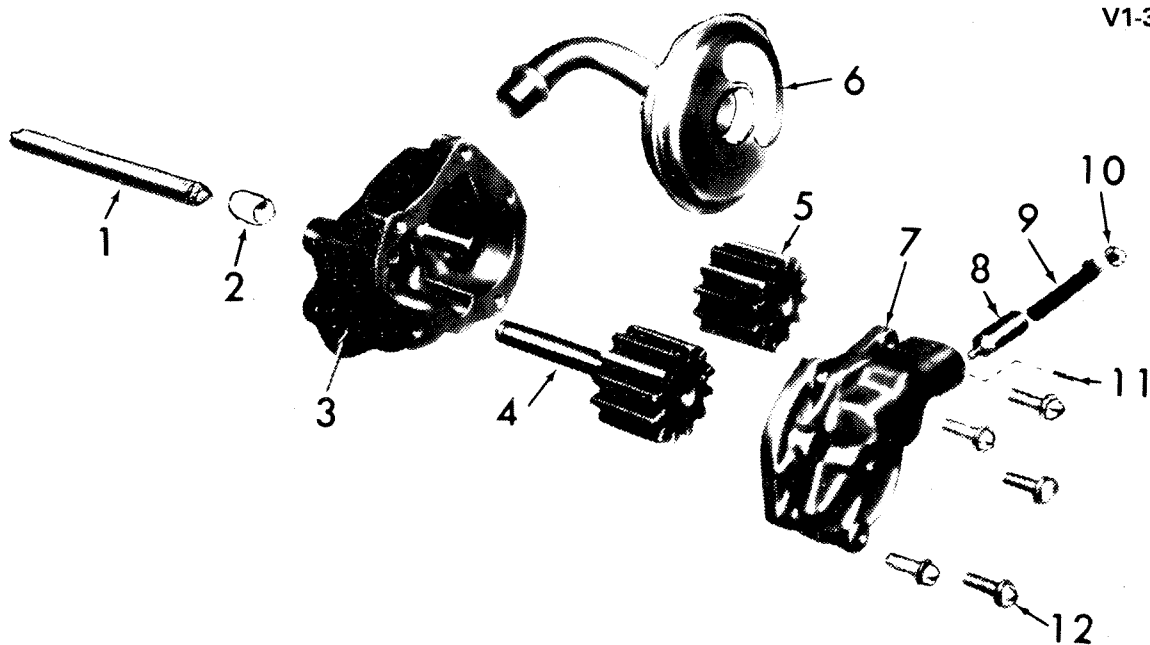


V1-2

V1-2

1966-82 V8 ENGINE OIL PUMP (EXC 427,454)

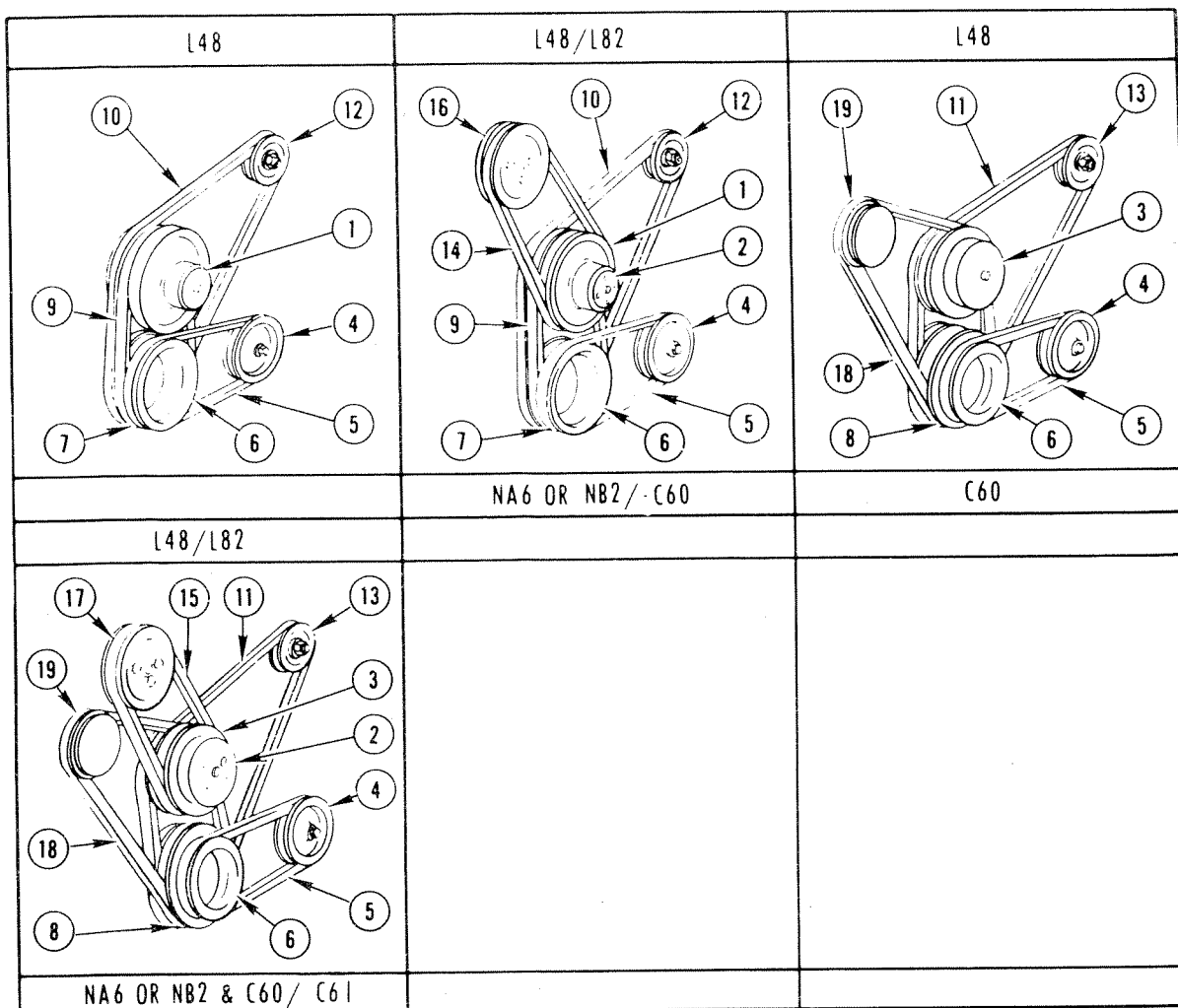
1. SHAFT EXTENSION (Part of Pump Asm)	N.S.
2. PUMP ASM	1.652
3. DRIVE GEAR & SHAFT (Part of Pump Asm)	N.S.
4. IDLER GEAR (Part of Pump Asm)	N.S.
5. COVER	1.723
6. VALVE	1.609
7. SPRING	1.609
8. PIN (3/32" x 3/4")	8.939
9. SCREW	8.909
10. SCREEN ASM	1.656



V1-3

1966-74 ENGINE OIL PUMP (427,454)

1. SHAFT EXTENSION (Part of Pump Asm)	N.S.
2. SHAFT COUPLING (Part of Pump Asm)	N.S.
3. PUMP ASM	1.652
4. DRIVE GEAR W/SHAFT (Part of Pump Asm)	N.S.
5. IDLER GEAR (Part of Pump Asm)	N.S.
6. SCREEN ASM	1.656
7. COVER	1.723
8. VALVE	1.609
9. SPRING	1.609
10. RETAINER	1.609
11. PIN (3/32" x 3/4")	8.939
12. SCREW	8.939

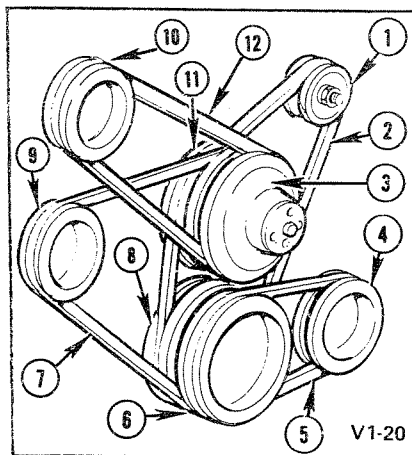


V1-16

1978-79 "Y" PULLEYS & BELTS

1.	1.062	PULLEY, Water Pump and Fan	3991423	10.	1.066	BELT, Generator	9433757
2.	1.062	PULLEY, Water Pump (1 Groove 5 3/4" Dia)	14023158	11.	1.066	BELT, Generator	9433759
3.	1.062	PULLEY, Water Pump and Fan	346299	12.	2.274	PULLEY, Generator	1970831
4.	6.655	PULLEY, Hyd Strg Pump	14023175	13.	2.274	PULLEY, Generator	1970831
5.	1.066	BELT, Hyd Strg	9433725	14.	1.066	BELT, AIR Pump	9433718
6.	0.659	PULLEY, Cr/Shf Frt	346290	15.	1.066	BELT, AIR Pump	9433719
7.	0.659	PULLEY, Cr/Shf	3858533	16.	3.650	PULLEY, AIR Inj Pump	3932458
8.	0.659	PULLEY, Cr/Shf	14023151	17.	3.650	PULLEY, AIR Inj Pump	3927116
9.	1.066	BELT, W/Pump and Fan	9433718	18.	1.066	BELT, A/C Comp (1/2" x 55 1/2")(*1)	9433916
					1.066	BELT, A/C Comp (1/2" x 56 1/2")(*1)	9433918
				19.	9.180	PULLEY, A/C Comp	6556717

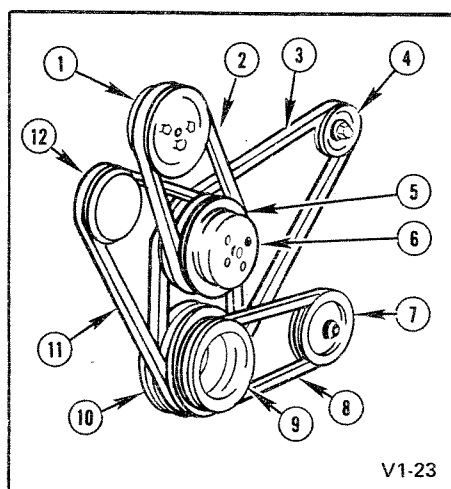
NOTE 1: See Catalog Group for Usage.



V1-20

1980 "Y" PULLEYS & BELTS

1.	2.274	PULLEY, Gen (Exc 70 Amp) . . .	1978065	8.	0.350	PULLEY, Cr/Shf (2 Grooves, 7 3/4") (LG4,L48)	14023151
	2.274	PULLEY, Gen (w/70 Amp) . . .	14015512		0.350	PULLEY, Cr/Shf (2 Grooves, 6 5/8") (L82)	3858533
2.	1.066	BELT, Gen (L82)	9433758	9.	9.180	PULLEY, Rim A/C Compr	6556717
	1.066	BELT, Gen (Exc 70 Amp)(LG4,L48)	9433760	10.	3.650	PULLEY, Air Inj Pump	14023171
	1.066	BELT, Gen (w/70 Amp)(LG4,L48)	9433761	11.	1.062	PULLEY, W/Pump & Fan (2 Grooves) (LG4,L48)	14023159
3.	0.659	PULLEY, Water Pump-Frt . . .	14023158		1.062	PULLEY, W/Pump & Fan (2 Grooves) (L82)	3991423
4.	1.066	PULLEY, Strg Pump	14023175	12.	1.066	BELT, A.I.R. Pump (7/16" X 32 1/2")	9433717
5.	1.066	BELT, Pwr Strg	9433725				
6.	0.659	PULLEY, Cr/Shf-Frt	346290				
7.	1.066	BELT, A/C Compr	9433917				



V1-23

1981-82 "Y" PULLEYS & BELTS

1.	3.650	PULLEY, Air Inj Pump	14023171	6.	1.062	PULLEY, Water Pump Frt (1 Groove 5 3/4 Dia)	14023158
2.	1.066	BELT, Air Inj Pump	9433717	7.	6.655	PULLEY, Strg Pump	14023175
3.	1.066	BELT, Fan & Gen (Exc 70 Amp)	9433760	8.	1.066	BELT, Pwr Strg	9433725
	1.066	BELT, Fan & Gen (70 Amp) . . .	9433761	9.	0.659	PULLEY, Cr Shf Frt (1 Groove 6 11/16 Dia)	346290
4.	2.274	PULLEY, Gen (Exc 70 Amp) . . .	1978065	10.	0.659	PULLEY, Cr Shf (2 Groove 7 3/4 Dia)	14023151
	2.274	PULLEY, Gen (70 Amp)	14015512	11.	1.066	A/C COMPRESSOR	9433917
5.	1.062	PULLEY, Water Pump (2 Groove 6 1/2 Dia)	14023159	12.	9.180	PULLEY, A/C	6556715



CHEVROLET CHASSIS GROUP 1.000



COOLING — GRILLE — OIL SYSTEM

ALPHABETICAL INDEX

A		E	
ADAPTER, Crankcase.....	1.745	ELBOW, Crankcase.....	1.745
ADAPTER, Oil Distribution	1.531	ELBOW, Engine Coolant By-Pass Hose.....	1.097
ADAPTER, Oil Filter.....	1.840	ELBOW, Oil Pressure Gage.....	1.803
ARRESTOR, Crankcase.....	1.745	ELEMENT, Oil Filter.....	1.836
B		EMBLEM KIT, Radiator Grille and Front End Ornamentation	1.303
BAFFLE, Oil Pan	1.430	EMBLEM, Radiator Grille and Front End Ornamentation	1.303
BAFFLE, Radiator Air	1.272	EXTENSION, Radiator.....	1.263
BAR, Radiator Grille	1.268	EXTENSION, Radiator to Grille.....	1.287
BEARING, Engine Fan Coolant	1.060	EXTENSION, Radiator Fan	1.277
BELT, Drive Belts.....	1.066	F	
BODY, Oil Filter	1.837	FAN, Engine Air Cooling(Electrical).....	1.055
BOLT, Engine Oil Pump	1.652	FAN, Engine Cooling.....	1.064
BOLT, Oil Filter	1.840	FASTENER, Radiator.....	1.270
BOLT, Radiator.....	1.270	FILTER, Oil Filter	1.836
BONDING STRIP, Radiator.....	1.263	FITTING, Oil Pressure Gage.....	1.803
BRACE, Radiator and Front End Tie.....	1.271	FITTING, Oil Pressure or Temperature.....	1.800
BRACE, Radiator Grille and Front End Panel	1.267	FLANGE, Oil Pan Drain	1.453
BRACKET, Engine Air Cooling(Electrical)	1.055	G	
BRACKET, Engine Cooling	1.219	GAGE, Engine Coolant Temperature (Dash Unit).....	1.148
BRACKET, Oil Pressure Gage.....	1.803	GAGE, Oil Pressure Gage.....	1.803
BRACKET, Radiator	1.270	GASKET, Crankcase Oil Filler	1.758
BRACKET, Radiator to Grille	1.287	GASKET, Engine Coolant Pump.....	1.079
BRACKET, Radiator Fan.....	1.277	GASKET, Engine Coolant Outlet.....	1.154
BRACKET, Radiator Grille and Front End Panel...	1.267	GASKET KIT, Oil Pan	1.429
BUSHING, Oil Pressure Gage.....	1.803	GASKET, Oil Filter.....	1.844
C		GASKET, Oil Pan Drain Plug.....	1.456
CAP, Crankcase Oil Filler	1.758	GASKET, Oil Pump Cover.....	1.724
CAP, Engine Coolant Pump.....	1.073	GASKET UNIT, Oil Pan.....	1.429
CAP, Engine Coolant Recovery	1.240	GRILLE, Radiator Grille	1.266
CAP, Radiator Filler.....	1.203	GROMMET, Crankcase	1.745
CLAMP, Engine Cooling.....	1.219	H	
CLAMP, Hose (Radiator, Heater, A.C.)	1.166	HOSE, Crankcase Ventilation	1.762
CLIP, Radiator Baffle and Shroud.....	1.276	HOSE, Engine Coolant By-Pass Hose.....	1.097
CLUTCH, Engine Air Cool Fan	1.050	HOSE, Oil Pressure Gage	1.803
CONNECTOR, Crankcase	1.745	HOSE, Radiator Inlet.....	1.159
CONNECTOR, Engine Coolant By-Pass Hose	1.097	HOSE, Radiator Outlet.....	1.173
CONNECTOR, Oil Distribution.....	1.531	HOUSING, Radiator Grille	1.266
CONNECTOR, Oil Filter	1.855	I	
CORD, Engine Coolant Warmer.....	1.152	INDICATOR, Oil Level	1.516
COVER, Oil Pump.....	1.723	D	
CUSHION, Radiator	1.270	DEFLECTOR, Radiator Air.....	1.272

ALPHABETICAL INDEX

INSULATOR, Radiator..... 1.270

M

MOLDING, Radiator Grille..... 1.268
MOTOR, Engine Air Cooling(Electrical)..... 1.055

N

NIPPLE, Crankcase..... 1.745
NUT, Crankcase..... 1.745
NUT, Engine Air Cooling(Electrical)..... 1.055
NUT, Radiator..... 1.270
NUT, Radiator Baffle and Shroud..... 1.276
NUT, Radiator Grille..... 1.269
NUT, Radiator Grille and Front End Panel..... 1.267
NUT, Radiator Grille and Front End
Ornamentation..... 1.303

O

OUTLET , Engine Coolant..... 1.153

P

PAN, Engine Oil..... 1.426
PANEL, Radiator..... 1.263
PAN KIT, Engine Oil..... 1.426
PIN, Oil Pressure Regulator..... 1.609
PIN, Oil Pump..... 1.639
PIPE, Crankcase Ventilation..... 1.762
PIPE, Oil Pressure Gage..... 1.803
PLATE, Radiator..... 1.270
PLUG, Coolant Temperature (Engine Unit)..... 1.150
PLUG, Oil Distribution..... 1.531
PLUG , Oil Pan Drain..... 1.453
PLUG, Oil Pressure Regulator..... 1.609
PULLEY, Fan and Coolant Pump..... 1.062
PUMP, Engine Oil Pump..... 1.652
PUMP KIT, Engine Coolant Pump..... 1.069
PUMP KIT , Engine Oil Pump..... 1.652

R

RADIATOR , Engine Cooling..... 1.219
REINFORCEMENT , Fan and Coolant Pump..... 1.062
REINFORCEMENT, Radiator..... 1.263
REINFORCEMENT, Radiator Fan..... 1.277
REINFORCEMENT, Radiator to Grille..... 1.287
RETAINER, Oil Pressure Regulator..... 1.609
RETAINER, Oil Pump..... 1.639
RETAINER, Radiator..... 1.270
ROD, Radiator to Grille..... 1.287
ROD, Radiator Support Mounting..... 1.274

S

SCREEN, Oil Pump..... 1.656
SCREW, Oil Filler Tube..... 1.750
SCREW, Oil Pan..... 1.428
SCREW, Oil Pan Drain..... 1.453
SCREW , Radiator..... 1.270
SCREW , Radiator Baffle and Shroud..... 1.276
SEALANT, Engine Coolant Outlet..... 1.154
SEAL, Oil Pan..... 1.429
SEAL, Radiator to Grille..... 1.287

SEAL, Radiator Support Mounting..... 1.274
SENDER, Coolant Temperature (Engine Unit)..... 1.150
SENDER, Oil Pressure or Temperature..... 1.800
SENSOR, Coolant Temperature (Engine Unit)..... 1.150
SENSOR, Oil Pressure or Temperature..... 1.800
SHAFT KIT, Oil Pump..... 1.639
SHAFT, Oil Pump..... 1.639
SHIELD, Radiator to Grille..... 1.287
SHIM, Radiator..... 1.270
SHROUD, Radiator Fan..... 1.277
SLEEVE, Oil Pump..... 1.639
SPACER , Engine Cooling..... 1.064
SPACER, Engine Fan Coolant..... 1.060
SPACER, Radiator Grille and Front End Panel..... 1.267
SPRING, Oil Pressure Regulator..... 1.609
STRAP, Engine Cooling..... 1.219
STUD , Engine Air Cool Fan..... 1.050
STUD, Engine Coolant..... 1.153
STUD, Engine Coolant Pump..... 1.073
STUD, Engine Fan Coolant..... 1.060
STUD, Engine Oil Pump..... 1.652
STUD, Oil Pan..... 1.428
SUPPORT, Radiator..... 1.270
SUPPORT, Radiator Fan..... 1.277
SUPPORT, Radiator Grille and Front End Panel... 1.267
SWITCH, Coolant Temperature (Engine Unit)..... 1.150
SWITCH, Engine Air Cooling(Electrical)..... 1.055
SWITCH, Oil Pressure or Temperature..... 1.800

T

TANK, Engine Coolant Recovery..... 1.240
TANK, Engine Cooling..... 1.219
TEE, Crankcase..... 1.745
THERMOSTAT , Engine Coolant Temperature..... 1.246
TRANSDUCER, Oil Pressure or Temperature..... 1.800
TUBE, Crankcase..... 1.745
TUBE, Crankcase Ventilation..... 1.762
TUBE, Oil Level..... 1.516
TUBE, Radiator Outlet..... 1.173

V

VALVE, Crankcase..... 1.745
VALVE, Oil Filter..... 1.837
VALVE, Oil Pressure Regulator..... 1.609
VENTILATOR , Crankcase..... 1.745

W

WASHER, Engine Oil Pump..... 1.652
WASHER , Oil Distribution..... 1.531
WASHER, Oil Pressure Gage..... 1.803
WASHER, Radiator..... 1.270
WIRE, Engine Air Cooling(Electrical)..... 1.055

COOLING-GRILLE-OIL SYSTEM

1.050 CLUTCH-STUD , Engine Air Cool Fan

NOTE 1: WHEN USING 343721 IN PLC. OF 342714, IT WILL BE NECESSARY TO ALSO USE (4) 9419683 BOLTS(5/16-18 X 5/8).WHEN USING 342714 IN PLC OF 343721, IT WILL BE NECESSARY TO ALSO USE (4) 5/16-24 NUTS AND (4) 5/16 LOCKWASHERS.

60-67	Y (EXC. 427)	3916141	1	71.75	CLUTCH, FAN (STAMPED CK)
66-67	Y (427)	3916141	1	71.75	CLUTCH, FAN (STAMPED CT)
68-70	Y	3916141	1	71.75	CLUTCH, FAN
71	Y	3991426	1	64.50	CLUTCH, FAN
72-73	Y	460742	1	71.75	CLUTCH, FAN (EATON)
74-76	Y (EXC. A.C.)	460742	1	71.75	CLUTCH, FAN (EATON)
74-75	Y W/A.C.	343721	1	122.00	CLUTCH, FAN (AX) (NOTE 1)
76-78	Y (350) W/SP. H/PER., A.C.	343721	1	122.00	CLUTCH, FAN (AX) (NOTE 1)
76-78	Y W/A.C. (EXC. H/PER., H.D.C.)	372502	1	78.75	CLUTCH, FAN (AZ)
77-79	Y (EXC. A.C., H.D. RAD. (V01)	460742	1	71.75	CLUTCH, FAN (EATON)
77-79	Y W/H.D. RAD. (V01)	343721	1	122.00	CLUTCH, FAN (AX) (NOTE 1)
79	Y (350) (EXC SP. H/PER., H.D. RAD)	372502	1	78.75	CLUTCH, FAN (AZ)
79-80	Y (350) W/SP. H/PER. 343721	476445	1	76.75	CLUTCH, FAN (AA)
80	Y (305, 350) (EXC H.D.C., SP.H/PER.)	372502	1	78.75	CLUTCH, FAN (AZ)
80-81	Y W/H.D.C.(V08)	343721	1	122.00	CLUTCH, FAN (AX) (NOTE 1)
81	Y (EXC. H.D.C.) 343721	476445	1	76.75	CLUTCH, FAN (AA)
82	Y W/H.D.C.(V08)	372502	1	78.75	CLUTCH, FAN (AZ)
82	Y(EXC H.D.C.)	14047080	1	71.75	CLUTCH, FAN
61-79	Y	1364760	AR	.34	STUD (5/16-18 X 5/16-24) (1.118 LONG 280M)
69-82	Y	3964274	4	.98	STUD, FAN CLU (5/16-18-24 X 15/16)

1.055 BRACKET-FAN-MOTOR-NUT-SWITCH-WIRE, Engine Air Cooling(Electrical)

78-79	Y W/A.C., SP. H/PER.	22016952	1	46.85	BRACKET,
81-82	Y	22034728	1	26.25	BRACKET
79-82	Y	22016679	1	23.65	FAN
79-82	Y 22035623	22016677	1	48.70	MOTOR,
79-80	Y W/A.C., SP. H/PER	22016612	AR	.78	NUT, FAN BLADE
81-82	Y	22016612	AR	.78	NUT, FAN BLADE
81-82	Y	25036238	1	10.66	SWITCH, ENG TEMP FAN
79-82	Y	12005576	1	32.50	WIRE, AUX CLG FAN JPR

1.060 BEARING-SPACER-STUD, Engine Fan Coolant

62-66	Y W/SP. H/PER., F.I. (EXC. A.C.)	908076	1	11.58	BEARING, PUMP AND FAN IDLER PULLEY (4.850)
68-69	Y (427) W/4BC, A.C.	908076	1	11.58	BEARING, PUMP AND FAN IDLER PULLEY (4.850)
70-73	Y (454) W/A.C.	908076	1	11.58	BEARING, PUMP AND FAN IDLER PULLEY (4.850)
68-74	Y (427, 454) W/A.C. (EXC. P.S., 3/2BC	3925594	1	1.65	SPACER, PUMP AND FAN IDLER PULLEY
69-74	Y (427, 454) W/A.C. (EXC. 3/2BC)	3952335	1	3.20	SPACER, PUMP AND FAN IDLER PULLEY
62-65	Y W/SP. H/PER., F.I. (EXC. A.C.)	3793288	1	3.95	STUD, PUMP (LWR L.H. HOLE) (3/8-16 X 4 1/8)

1.062 PULLEY-REINFORCEMENT , Fan and Coolant Pump

NOTE: IN SOME CASES DOUBLE GROOVE PULLEYS MAY BE USED IN PLACE OF SINGLE GROOVE PULLEYS.

NOTE 1: WHEN USING 3905995, ON SOME MODELS, IT MAY BE NECESSARY TO USE REINFORCEMENT 3720616.

55-56	Y (8 CYL.)	3905995	1	23.45	PULLEY (NOTE 1)
57	Y (8 CYL.) (EXC. DUAL 4BC, A.C., F.I.	3905995	1	23.45	PULLEY, (NOTE 1)
57	Y W/DUAL 4BC, F.I.	3827846	1	21.25	PULLEY, W/REINF
58	Y (1ST DESIGN)	3827846	1	21.25	PULLEY, W/REINF
58	Y (2ND DESIGN)	3724816	1	32.50	PULLEY, FRT.
59-62	Y (1ST DESIGN)	3724816	1	32.50	PULLEY, FRT
62	Y (2ND DESIGN)	3770245	1	32.50	PULLEY, DOUBLE (7 1/8 O.D.)
63-65	Y (EXC. SP. H/PER., F.I., A.C.)	3900434	1	18.05	PULLEY,
63-68	Y (327) W/SP. H/PER., F.I. (EXC. A.C.) (1ST DESIGN)	3770245	1	32.50	PULLEY, DOUBLE (7 1/8 O.D.)
63	Y W/A.C.	3905989	1	23.45	PULLEY, DOUBLE (5 3/4 O.D.)
64-65	Y (327) W/SP H/PER., A.C.	3995641	1	16.80	PULLEY, DOUBLE (5 57/64)
64-68	Y W/A.C. (EXC. SP. H/PER.)	3995643	1	18.05	PULLEY,
65	Y (327) W/SP. H/PER., P.S. (EXC. A.C.)	3827846	1	21.25	PULLEY, W/REINF
65	Y (396)	3906656	1	51.50	PULLEY

COOLING-GRILLE-OIL SYSTEM

1.062 PULLEY-REINFORCEMENT , Fan and Coolant Pump (Con't)

66	Y (327) (EXC. SP. H/PER., A.C., A.I.R.)	3724816	1	32.50	PULLEY, FRT.
66	Y (327) (EXC. H/PER., A.C., A.I.R.)	3905995	1	23.45	PULLEY, (NOTE 1)
66-68	Y (327) W/SP. H/PER., A.I.R., A.C. (EXC. P.S.)	3883235	1	16.00	PULLEY, FRT (DIA. 5 7/8)
66-68	Y (327) W/A.I.R. (EXC. A.C., SP. H/PER.)	3900434	1	18.05	PULLEY
66-68	Y (327) W/SP. H/PER., A.C. (EXC. P.S.)	3995641	1	16.80	PULLEY, DOUBLE (5.890 O.D.)
66-68	Y (327) W/SP. H/PER., P.S., A.C.	3995643	1	18.05	PULLEY,
66-68	Y (327, 427) W/SP. H/PER., A.I.R. (EXC. A.C.)	3765427	1	32.50	PULLEY, FRT (7 1/8 O.D.)
66-67	Y (427) (EXC. A.C.)	3906656	1	51.50	PULLEY,
66-68	Y (427) W/A.C. (EXC. 3/2BC)	3995644	1	22.40	PULLEY (3 GROOVE)
67	Y (327) (EXC. A.C., A.I.R., SP. H/PER.)	3883235	1	16.00	PULLEY, FRT (DIA. 5 7/8)
67	Y (327) (EXC. A.C., A.I.R., SP. H/PER.)	3905995	1	23.45	PULLEY (NOTE 1)
68	Y (EXC. 427) (2ND DESIGN)	3883235	1	16.00	PULLEY, FRT (DIA. 5 7/8)
68	Y (T.H. W/H/PER. 427) (EXC. 3/2BC)	3995644	1	22.40	PULLEY (3 GROOVE)
68	Y (327) (EXC. SP. H/PER., A.C.)	3995643	1	18.05	PULLEY,
68	Y (327) W/SP. H/PER. (EXC. A.C.) (2ND DESIGN)	3995641	1	16.80	PULLEY, DOUBLE (5.890 O.D.)
68	Y (427) (EXC. T.H.) (1ST DESIGN)	3883235	1	16.00	PULLEY, FRT (DIA. 5 7/8)
68	Y (427) (EXC. T.H., A.C.) (1ST DESIGN)	3995641	1	16.80	PULLEY, DOUBLE (5.890 O.D.)
68	Y (427) W/H.D.	3883235	1	16.00	PULLEY, FRT (DIA. 5 7/8)
68-69	Y (427) W/H.D.	3995641	1	16.80	PULLEY, DOUBLE (5.890 O.D.)
68-69	Y (427) W/H/PER., SP. H/PER. (2ND DES)	3995644	1	22.40	PULLEY (3 GROOVE)
68-70	Y W/C.A.C. (EXC. 454)	3995642	1	19.35	PULLEY, DOUBLE
69-70	Y (350) (EXC. A.C., H/PER., SP. H/PER.)	3995643	1	18.05	PULLEY,
69-70	Y (350) W/H/PER., SP. H/PER. (EXC. A.C.)	3995641	1	16.80	PULLEY, DOUBLE (5.890 O.D.)
69-74	Y (427, 454) W/A.C. (EXC. 3/2BC)	3952332	1	106.00	PULLEY, BELT IDLER
70	Y (350) (EXC. H/PER., SP. H/PER., A.C.)	3995643	1	18.05	PULLEY,
70	Y (350) W/SP. H/PER.	3883235	1	16.00	PULLEY, FRT (DIA. 5 7/8)
70	Y (454) (EXC. H.D.)	3995644	1	22.40	PULLEY (3 GROOVE)
71-75	Y (350)	14023158	1	16.00	PULLEY (1 GROOVE, 5 3/4 DIA)
71-80	Y (350) (EXC. A.C.)	3991423	1	50.00	PULLEY, W/PUMP (2 GROOVE, 5 13/16 DIA.)
71-74	Y (350) W/A.C.	3991424	1	18.80	PULLEY,
71-73	Y (454)	3992071	1	31.75	PULLEY
74	Y (454) (EXC. A.C.)	3992071	1	31.75	PULLEY,
74	Y (454) W/A.C.	336097	1	33.75	PULLEY,
75-77	Y W/A.C.	346299	1	18.80	PULLEY (2 GROOVE, 6 1/4 DIA.)
76-78	Y (350) W/ALT., CALIF.	14023158	1	16.00	PULLEY, FRT (1 GROOVE, 5 3/4 DIA.)
78-79	Y W/A.C. OR F44 (EXC. SP. H/PER.)	346299	1	18.80	PULLEY (2 GROOVE, 6 1/4 DIA.)
78	Y W/A.T. (M38), A.C., SP. H/PER.	346299	1	18.80	PULLEY (2 GROOVE, 6 1/4 DIA.)
79-80	Y (350) W/SP. H/PER.	3991423	1	50.00	PULLEY, W/PUMP (2 GROOVE, 5 13/16 DIA.)
79	Y (350) W/CALIF. (EXC. SP. H/PER.)	14023158	1	16.00	PULLEY (1 GROOVE, 5 3/4 DIA.)
80-82	Y	14023158	1	16.00	PULLEY (1 GROOVE, 5 3/4 DIA.)
80	Y (305, 350) (EXC. SP. H/PER.)	346299	1	18.80	PULLEY (2 GROOVE, 6 1/4 DIA.)
81-82	Y	346299	1	18.80	PULLEY (2 GROOVE, 6 1/4 DIA.)
58-61	Y	3720616	1	1.70	REINFORCEMENT (CUP SHAPE-1/4 DEEP-3 1/2 O.D. X 5/8 I.D. W/FOUR 11/32 HOLES)
67-68	Y (327) (EXC. A.C., SP. H/PER.)	3720616	1	1.70	REINFORCEMENT (CUP SHAPE-1/4 DEEP-3 1/2 O.D. X 5/8 I.D. W/FOUR 11/32 HOLES)

1.064 FAN -SPACER , Engine Cooling

NOTE: ORIGINAL EQUIPMENT FANS MAY BE REPLACED BY FANS WITH ADDITIONAL BLADES, HIGHER STRENGTH MATERIAL OR COMPOSITE BOLT CIRCLES.

COOLING-GRILLE-OIL SYSTEM

1.064 FAN -SPACER, Engine Cooling (Con't)

60	Y W/FAN DRIVE EQUIP.	3770529	1	28.50	FAN (17", 5 BLADES) (3 BOLT CIRCLE-2 HUB HOLE)
61-67	Y (EXC. A.C., 396, 427)	3770529	1	28.50	FAN (17", 5 BLADES) (3 BOLT CIRCLE 2 HUB HOLE)
63-66	Y W/A.C.	3931002	1	29.25	FAN (18", 7 BLADES) (4 BOLT CIRCLE) ...
66-68	Y (327) W/A.C.	3931002	1	29.25	FAN (18", 7 BLADES) (4 BOLT CIRCLE) ...
66-67	Y (427)	3955182	1	27.75	FAN (17 1/2, 7 BLADES)
68-70	Y (EXC. A.C.)	3955182	1	27.75	FAN (17 1/2, 7 BLADES)
69	Y (350, 427) W/H/PER., A.C. (EXC. 3/2BC)	3955182	1	27.75	FAN (17 1/2, 7 BLADES)
70	Y (350) W/A.C.	3955182	1	27.75	FAN (17 1/2, 7 BLADES)
70	Y (454) W/A.C.	3993889	1	27.50	FAN (17 1/2, 7 BLADES)
71-79	Y (EXC. A.C., F44)	3991420	1	26.25	FAN (17 1/2, 5 BLADES)
71-73	Y (350) W/A.C.	3991427	1	35.50	FAN (17 1/2, 7 BLADES)
71-73	Y (454) W/A.C.	3992095	1	35.75	FAN (17 1/2, 7 BLADES)
74-75	Y W/A.C.	342715	1	40.00	FAN (17 1/2, 7 BLADES)
76	Y (350) W/H/PER., A.C.	342715	1	40.00	FAN (17 1/2, 7 BLADES)
76	Y (350) W/A.C. (EXC. H/PER.) ..	372501	1	40.00	FAN (17 1/2, 7 BLADES)
76-77	Y W/A.C.	469580	1	26.25	FAN (18 1/2, 7 BLADES)
78-81	Y W/A.C. OR H.D. RAD.	469580	1	26.25	FAN (18 1/2, 7 BLADES)
79-80	Y (350)(W/SP. H/PER.)	14010275	1	34.00	FAN (47MM-5 BLADES)
80	Y (305, 350) (EXC. SP. H/PER.) ..	469580	1	26.25	FAN (18 1/2, 7 BLADES)
81-82	Y (EXC. H.D.C.)	14010275	1	34.00	FAN (47MM-5 BLADES)
81-82	Y W/H.D.C.	469580	1	26.25	FAN (18 1/2, 7 BLADES)
60	Y	3814241	1	3.55	SPACER (2 3/8 O.D. X 2 THK.)
68	Y (427) (EXC. A.C.)	3740523	1	1.40	SPACER (2 15/64 O.D. X 1/8 THICK)
69-75	Y	3947132	1	4.25	SPACER (2 55/64 O.D. X 2 1/2 THICK) ..
69	Y (427) W/H.D.	3740523	1	1.40	SPACER (2 15/64 O.D. X 1/8 THICK)

1.066 BELT, Drive Belts

NOTE: REFER TO CHART AT THE END OF 1.000 GROUP FOR V-BELTS.

1.069 PUMP KIT, Engine Coolant Pump

NOTE 1: USE OLD PUMP AS GUIDE BY CHECKING DISTANCE FROM HUB TO PUMP BODY. PART NUMBER 3998206 HAS A DISTANCE OF 1/4, 3998207 HAS A DISTANCE OF 3/8, ABOVE PUMPS DO NOT HAVE ADJUSTABLE HUBS.

55-70	Y (EXC. 396,427,454)	3998206	1	N.L.	PUMP KIT (NOTE 1)
55-70	Y (EXC. 396,427,454)	3998207	1	54.00	PUMP KIT (NOTE 1)
65-69	Y (396, 427)	458486	1	95.50	PUMP KIT
66-70	Y (427) W/H.D.	3977630	1	110.00	PUMP KIT
70	Y (454) (EXC. H.D.)	458486	1	95.50	PUMP KIT
71-81	Y (305, 350)	6258551	1	N.L.	PUMP KIT,
71-74	Y (454)	6260822	1	98.25	PUMP KIT
82	Y (305, 5.7)	6258551	1	N.L.	PUMP KIT,

1.073 CAP-STUD, Engine Coolant Pump

64-70	Y	1191141	1	.85	CAP, HTR HOSE PIPE
66	Y (396, 427) W/A.I.R.	461318	LH	.66	STUD, UPR
66-68	Y (427) (EXC. A.I.R.)	3759755	RH	.37	STUD, UPR R.H. PUMP ATTACH (5/16-24 X 3/8-16 X 2 9/16)
67	Y W/A.I.R.	461318	LH	.66	STUD, UPR
68-69	Y (327, 350, 427)	461318	LH	.66	STUD, UPR
69-71	Y (327,350)	3932368	1	.39	STUD, CLNT OTLT (3/8-16 X 1 13/16) ...
70	Y (350) W/SP. H/PER.	461318	LH	.66	STUD, UPR
70-71	Y (454) W/P.S.	461318	LH	.66	STUD, UPR
72-82	Y(V8)W/70 AMP	461318	LH	.66	STUD, W/PUMP UPR
75-81	Y (327,350)	3932368	1	.39	STUD, CLNT OTLT (3/8-16 X 1 13/16) ...
82	Y(5.7)	3932368	1	.39	STUD, CLNT OTLT (3/8-16 X 1 13/16) ...

1.079 GASKET, Engine Coolant Pump

NOTE 1: WHEN USING AS L.H. GASKET TRIM OFF 1/2 DIA. HOLE.

55-67	Y (8 CYL.) (EXC. 396, 427)	3754587	2	.44	GASKET, LEFT OR RIGHT (13/32 LARGE I.D.) (CORK) (NOTE 1)
65-74	Y (396,427,454)	3860039	2	.44	GASKET (1 7/16 I.D. X TWO 13/32 HOLES AT ENDS)
69-81	Y	3754587	2	.44	GASKET, LEFT OR RIGHT (13/32 LARGE I.D.) (CORK) (NOTE 1)
82	Y(5.7)	3754587	2	.44	GASKET, LEFT OR RIGHT (13/32 LARGE I.D.) (CORK) (NOTE 1)

1.097 CONNECTOR-ELBOW-HOSE, Engine Coolant By-Pass Hose

65-69	Y (396, 427)	3921915	2	1.90	CONNECTOR, THERM BY-PASS HOSE TO INLET MANIF AND WAT PUMP
63-67	Y (327) W/SP. H/PER., F.I.	3829819	1	10.00	ELBOW, THERM BY-PASS AT WAT PUMP
63	Y W/SP. H/PER., F.I.	3794094	1	2.55	HOSE, THERM BY-PASS (8.846)

COOLING-GRILLE-OIL SYSTEM

1.097 CONNECTOR-ELBOW-HOSE, Engine Coolant By-Pass Hose (Con't)

65	Y (396)	1485552	1	6.40	HOSE, THERM BY-PASS (CUT AS REQD) ..
66-67	Y (427) (EXC. A.I.R.)	1485552	1	6.40	HOSE, THERM BY-PASS (CUT AS REQD) ..
66-67	Y (427) W/A.I.R.	3882829	1	2.45	HOSE, THERM BY-PASS ..
68-69	Y (427) (EXC. H.D.)	1485552	1	6.40	HOSE, THERM BY-PASS (CUT AS REQD) ..
68	Y (427) W/H.D.	3882829	1	2.45	HOSE, THERM BY-PASS ..
70-74	Y (454)	1485552	1	6.40	HOSE, THERM BY-PASS (CUT AS REQD) ..

1.148 GAGE , Engine Coolant Temperature (Dash Unit)

NOTE 1: LESS CASE, FACE PLATE, AND LENS.

59-62	Y	1514185	1	14.35	GAGE ("V" SHAPED POINTER) (NOTE 1) ..
63	Y	6400616	1	40.10	GAGE (NOTE 1) ..
64	Y	6401290	1	40.10	GAGE (NOTE 1) ..
65-67	Y	6402594	1	27.03	GAGE ..
68-74	Y	6490857	1	16.90	GAGE ..
75-76	Y	8992298	1	17.38	GAGE ..
77	Y	8992792	1	16.16	GAGE ..
78	Y	8993063	1	17.23	GAGE ..
79	Y	8993319	1	18.84	GAGE ..
80-82	Y	8993702	1	19.45	GAGE, W/RES, TEMP ..

1.150 PLUG-SENDER-SENSOR-SWITCH, Coolant Temperature (Engine Unit)

80	Y (350) W/SP. H/PER. A.T.	8993410	1	3.85	PLUG, COOLANT TEMP ..
56-78	Y W/GAGES	1513321	1	N.L.	SENDER, COOLANT TEMP (BUT CONN) ..
79-80	Y (305, 350)	8993372	1	8.83	SENSOR, THERMO(ENG) ..
80	Y (305)	8993311	1	35.65	SENSOR, COOLANT TEMP ..
81-82	Y	25036092	1	N.L.	SENSOR, COOLANT TEMP ..
81	Y (350)	25036135	1	9.03	SENSOR, THERMO(ENG) ..
82	Y (5.7)	25036135	1	9.03	SENSOR, THERMO(ENG) ..
70-72	Y	6489785	1	9.07	SWITCH ..
73-74	Y	6490453	1	9.60	SWITCH ..
74	Y	3030951	1	N.L.	SWITCH, THERM VAC (3.670) ..
75-76	Y	3031386	1	N.L.	SWITCH, EXH HT VLV ACTR VAC CONT (IN CLNT OTLT HSG) ..
79-80	Y (350) W/SP. H/PER.	8993358	1	8.40	SWITCH, ENG TEMP ..
81-82	Y	25036238	1	10.66	SWITCH, ENG TEMP ..

1.152 CORD, Engine Coolant Warmer

69-70	Y	732591	1	6.95	CORD ..
-------	---	--------	---	------	---------

1.153 OUTLET -STUD, Engine Coolant

NOTE 1: WHEN USING 469519 IN PLACE OF 336790 OR 14014426 IT WILL BE NECESSARY TO USE ONE 444667 PLUG (8.971).

55-61	Y W/4BC	3827369	1	13.50	OUTLET (CAST IRON) ..
56-60	Y W/DUAL 4BC, F.I.	3837223	1	4.30	OUTLET (CAST ALUM) ..
62-65	Y (EXC. F.I., SP. H/PER.)	3827369	1	13.50	OUTLET (CAST IRON) ..
62	Y W/F.I., SP. H/PER.	3837223	1	4.30	OUTLET (CAST ALUM) ..
63-65	Y (327) W/SP. H/PER., F.I.	3827370	1	5.65	OUTLET (CAST IRON) ..
65	Y (396)	3827369	1	13.50	OUTLET (CAST IRON) ..
66-68	Y (327) W/SP. H/PER.	3827369	1	13.50	OUTLET (CAST IRON) ..
66-70	Y (327, 350, 427) (EXC. SP. H/PER.)	3877660	1	4.65	OUTLET (CAST ALUMINUM) ..
66	Y (427) W/A.I.R.	3827369	1	13.50	OUTLET (CAST IRON) ..
70-73	Y	3877660	1	4.65	OUTLET (CAST ALUMINUM) ..
74-81	Y 14014426 469519	469519	1	5.00	OUTLET (NOTE 1) ..
75-81	Y (305,350)	14014427	1		OUTLET, COOLANT ..
82	Y	14043376	1	5.00	OUTLET, COOLANT ..
74-82	Y	3776391	AR	.77	STUD, HEX(5/16-18X.50/3/8-16X1.12 300M P)(3.275) ..

1.154 GASKET-SEALANT, Engine Coolant Outlet

53-82	Y	3701777	1	.44	GASKET (2 HOLES 13/16 I.D.) ..
81-82	Y	1052366	AR	8.65	SEALANT, COOLANT OUTLET (8.800) ..

1.159 HOSE , Radiator Inlet

NOTE: INLET HOSE IS USED BETWEEN TOP OF RADIATOR AND ENGINE COOLANT OUTLET. OUTLET HOSES (GROUP 1.173) ARE USED BETWEEN BOTTOM OF RADIATOR AND CYLINDER BLOCK.

NOTE: SOME HOSES HAVE BEEN REPLACED WITH HOSES OF A DIFFERENT LENGTH OR CONFIGURATION. THIS REPLACEMENT HOSE, IN MANY INSTANCES WILL REQUIRE CUTTING, USING OLD PART AS GUIDE.

55-61	Y (8 CYL.) (EXC. DUAL 4BC)	3788191	1	8.55	HOSE (1 1/2 I.D.) ..
58-61	Y W/F.I., H/P	3777482	1	8.55	HOSE (1 1/2 I.D.) ..
61-62	Y (EXC. H.L. CAM) (2ND DESIGN)	3788191	1	8.55	HOSE (1 1/2 I.D.) ..
63-65	Y (EXC. F.I., SP. H/PER., A.C.)	3768956	1	8.55	HOSE (1 1/2 I.D.) ..
63-65	Y W/F.I., SP. H/PER. (EXC. 396)	3777482	1	8.55	HOSE (1 1/2 I.D.) ..

COOLING-GRILLE-OIL SYSTEM

1.159 HOSE , Radiator Inlet (Con't)

65	Y (396) (2ND DESIGN)	3879680	1	8.55	HOSE (1 39/64 I.D.)
66-67	Y (327) (EXC. SP. H/PER.)	3887154	1	8.55	HOSE (1 9/64 I.D.)
66-67	Y (327) W/SP. H/PER.	3887156	1	8.55	HOSE (1 9/16 I.D.)
66-67	Y (427)	3906616	1	8.55	HOSE (1 1/2 I.D.)
68	Y (327) W/SP. H/PER.	3935466	1	8.55	HOSE (1 1/2 I.D.)
68	Y (327) W/4-SPD. (EXC. SP. H/PER., A.C.)	3935466	1	8.55	HOSE (1 1/2 I.D.)
68	Y (427)	3947866	1	8.55	HOSE (1 1/2 I.D.)
68	Y (427) W/H.D.	3906616	1	8.55	HOSE (1 1/2 I.D.)
68	Y W/C.A.C. (EXC. 427, T.H.)	3917670	1	8.55	HOSE (1 1/2 I.D.)
68	Y W/T.H. (EXC. 427)	3917670	1	8.55	HOSE (1 1/2 I.D.)
68-70	Y W/3-SPD. (EXC. H/PER., A.C., 427)	3935466	1	8.55	HOSE (1 1/2 I.D.)
69-70	Y (350) W/SP. H/PER. (EXC. H.D.)	3768956	1	8.55	HOSE (1 1/2 I.D.)
69	Y (427) W/H/PER., SP. H/PER.	331876	1	8.55	HOSE (1 1/2 I.D.)
69	Y (427) W/H.D. 4-SPD., H.D.	3946011	1	8.55	HOSE (1 1/2 I.D.)
69	Y W/A.C. (EXC. T.H. 427)	368685	1	8.55	HOSE (1 1/2 I.D.)
69-70	Y W/T.H. (EXC. 427, 454)	368685	1	8.55	HOSE (1 1/2 I.D.)
70	Y (350) W/M.T., A.C. (EXC. H/PER.)	368685	1	8.55	HOSE (1 1/2 I.D.)
70	Y (350) W/H/PER.	368685	1	8.55	HOSE (1 1/2 I.D.)
70	Y (350) W/SP. H/PER., H.D., 4-SPD.	3946011	1	8.55	HOSE (1 1/2 I.D.)
70-72	Y (454) (EXC. H.D. RAD.)	331876	1	8.55	HOSE (1 1/2 I.D.)
70-72	Y (454) W/A.C., H/PER.	3905149	1	8.55	HOSE, RAD OTLT TUBE FRT HOSE
70-71	Y W/H.D. RAD.	3946011	1	8.55	HOSE (1 1/2 I.D.)
71-72	Y (350) W/A.C.	368685	1	8.55	HOSE (1 1/2 I.D.)
71-72	Y (350) W/SP. H/PER. (EXC HD 4-SPD)	368685	1	8.55	HOSE (1 1/2 I.D.)
71-72	Y (350) W/A.T.	368685	1	8.55	HOSE (1 1/2 I.D.)
71-72	Y (350) W/HD 4-SPD, H/PER	368685	1	8.55	HOSE (1 1/2 I.D.)
71-72	Y (350) W/4-SPD. (EXC. SP. H/PER., A.C.)	3935466	1	8.55	HOSE (1 1/2 I.D.)
73-75	Y (350)	368685	1	8.55	HOSE (1 1/2 I.D.)
73-74	Y (454)	331876	1	8.55	HOSE (1 1/2 I.D.)
76	Y (1ST DESIGN)	368685	1	8.55	HOSE (1 1/2 I.D.)
76	Y (2ND DESIGN)	3970124	1	10.45	HOSE (1 1/2 I.D.)
77-79	Y (1ST DESIGN" 1979)	3970124	1	10.45	HOSE (1 1/2 I.D.)
79-82	Y (2ND DESIGN-1979)	14016075	1	6.50	HOSE (1 1/4 I.D. AT RAD INL & 1 1/2 I.D. AT ENG OTLT)
82	Y	14038275	1	6.75	HOSE, RAD INL

1.166 CLAMP, Hose (Radiator,Heater,A.C.)

53-81	Y	1470029	AR	1.50	CLAMP, WORM TYPE (FOR 13/16" DIA.)
53-82	Y	2488394	AR	1.50	CLAMP, WORM ADJ TYPE (1 3/8 TO 2 1/4 DIA.)
53-82	Y	2494772	AR	N.L.	CLAMP, HEX HD WORM GEAR (1/4 TO 5/8 DIA.)
53-79	Y	3749810	AR	1.50	CLAMP, HEX HD WORM GEAR (1" TO 6")
53-82	Y	22518665	AR	.39	CLAMP, WORM TYPE(.56" TO 1.06" DIA.)
56-82	Y	2260845	AR	1.65	CLAMP, HOSE (2")
56-82	Y	2465838	AR	1.15	CLAMP, WORM TYPE (2 1/2 TO 3 1/2)
61-82	Y	3786275	AR	.41	CLAMP, HOSE (SPRING BAND)YELLOW-PC(.562)
67-79	Y	9414933	AR	.71	CLAMP, HEX SL HD (1.62-1.94) (TYPE C HOSE)
70-82	Y	1470030	2	N.L.	CLAMP, WORM TYPE (11/16" X 1 5/16" I.D.)
75-79	Y	451245	AR	1.10	CLAMP, TYPE D (4 9/32 OPEN, 3 31/32 CLOSD)
76-79	Y	477402	AR	1.05	CLAMP (.31 TO .75 DIA.)

1.173 HOSE -TUBE, Radiator Outlet

NOTE: OUTLET HOSES ARE USED BETWEEN BOTTOM OF RADIATOR AND CYL. BLOCK. INLET HOSE (GRP1.159) IS USED BETWEEN TOP OF RADIATOR AND ENG. COOLANT OUTLET.

NOTE: SOME HOSES HAVE BEEN REPLACED WITH HOSES OF A DIFFERENT LENGTH OR CONFIGURATION. THIS REPLACEMENT HOSE, IN MANY INSTANCES WILL REQUIRE CUTTING, USING OLD PART AS GUIDE.

55-62	Y (8 CYL.)	3754505	1	10.40	HOSE (1 3/4 I.D.)
63-65	Y (EXC. 396)	3832170	1	12.10	HOSE (1 3/4 I.D.)
66-67	Y (327)	3917669	1	10.45	HOSE (1 3/4 I.D.)
66-68	Y (427)	3921908	1	10.20	HOSE (1 7/8 I.D.)
68	Y (EXC. 427, A.C., T.H.)	3917669	1	10.45	HOSE (1 3/4 I.D.)
68	Y W/A.C. (EXC. 427)	3917671	1	11.30	HOSE (1 3/4 I.D.)

COOLING-GRILLE-OIL SYSTEM

1.173 HOSE -TUBE, Radiator Outlet (Con't)

69	Y (350) W/3-SPD. (EXC. A.C.)	3917669	1	10.45	HOSE (1 3/4 I.D.)
69-70	Y (350) W/H/PER., SP. H/PER.	3946854	1	8.55	HOSE (1 3/4 I.D.)
69	Y (427) (EXC. H.D.)	3947868	1	8.20	HOSE (1 7/8 I.D.)
69	Y (427) W/M.T., H.D.	3946012	1	12.10	HOSE (1 3/4 I.D.)
69	Y W/A.C. (EXC. 427)	3946854	1	8.55	HOSE (1 3/4 I.D.)
69	Y W/A.T.	3947868	1	8.20	HOSE (1 7/8 I.D.)
69	Y W/T.H. (EXC. 427, 454)	3946854	1	8.55	HOSE (1 3/4 I.D.)
70	Y (350) (EXC. H/PER., SP. H/PER., A.C.)	3917669	1	10.45	HOSE (1 3/4 I.D.)
70-72	Y (350) W/M.T., A.C. (EXC. H/PER.)	3946854	1	8.55	HOSE (1 3/4 I.D.)
70-71	Y (454) (EXC. H.D. RAD., A.C.)	3947868	1	8.20	HOSE (1 7/8 I.D.)
70-71	Y (454) W/A.T.	3947868	1	8.20	HOSE (1 7/8 I.D.)
70-73	Y (454) W/A.C.	3969929	1	5.90	HOSE, RR
70-71	Y W/H.D. RAD.	3946012	1	12.10	HOSE (1 3/4 I.D.)
71-72	Y (350) W/4-SPD. (EXC. A.C.)	3917669	1	10.45	HOSE (1 3/4 I.D.)
71-72	Y (350) W/A.T.	3946854	1	8.55	HOSE (1 3/4 I.D.)
73-76	Y (1ST DESIGN-1976)	355347	1	10.20	HOSE (355347 PRINTED ON HOSE)
73	Y (454) (EXC. A.C.)	3947868	1	8.20	HOSE (1 7/8 I.D.)
73	Y (454) W/A.C.	3905149	1	8.55	HOSE (1 3/4 I.D.)
74	Y (454)	3947868	1	8.20	HOSE (1 7/8 I.D.)
76-82	Y (2ND DESIGN-1976)	379933	1	10.20	HOSE (379933 PRINTED ON HOSE)
70-73	Y (454) W/A.C.	3969930	1	5.85	TUBE, HOSE

1.203 CAP, Radiator Filler

NOTE 1: THIS CAP IS TO BE USED WITH ALUMINUM RADIATORS.

55-61	Y (8 CYL.) (EXC. F.I.) (1ST DESIGN)	850795	1	N.L.	CAP, PRESSURE TYPE (7 LB.) (RC-1)
58-59	Y W/F.I.	850800	1	3.77	CAP, PRESSURE TYPE (13 LB.)
60-63	Y (2ND DESIGN)	6410206	1	7.82	CAP, SUPPLY TANK FILLER (RC-26) (15 LB.) (NOTE 1)
64-67	Y (EXC. A.C., 427) (1ST DESIGN)	6410206	1	7.82	CAP, SUPPLY TANK FILLER (RC-26) (15 LB.) (NOTE 1)
64-65	Y W/A.C.	861050	1	N.L.	CAP
66	Y (EXC. 427) (2ND DESIGN)	861050	1	N.L.	CAP
68-72	Y	861050	1	N.L.	CAP
73-82	Y	6410665	1	N.L.	CAP

1.219 BRACKET-CLAMP-RADIATOR -STRAP-TANK, Engine Cooling

NOTE: FOR DRAIN COCKS SEE STD. PARTS GROUP 8.951.

NOTE: IN SOME CASES STANDARD RADIATORS ARE REPLACED BY HEAVY DUTY RADIATORS AND RADIATORS WITH OIL COOLERS CAN BE USED IN PLACE OF ONES WITHOUT OIL COOLERS.

NOTE 1: TOP RADIATOR TANK NOT AN INTEGRAL PART OF THIS CORE-SEE 3151016 FOR TANK ASM.

NOTE 2: IT MAY BE NECESSARY TO REPLACE THE RADIATOR INLET HOSE WITH PART 3879680.

NOTE 3: USED IN CONJUNCTION WITH SECOND DESIGN CORE 3150916.

NOTE 4: WHEN USED IN PLACE OF 3825093 ON 1963 MODELS 2-3843432 CLAMPS AND 1-3843431 BRACKET SHOULD BE USED.

NOTE 5: DOES NOT INCLUDE OIL COOLER OR FINGER GUARD.

64-66	Y (EXC. 427)	3843431	1	2.75	BRACKET, SUPPLY TANK
67-68	Y (327) (EXC. A.C., T.H.)	3843431	1	2.75	BRACKET, SUPPLY TANK
69-70	Y W/3, H.D. 4-SPD. (EXC. A.C., H/PER. 350)	3843431	1	2.75	BRACKET, SUPPLY TANK
71-72	Y W/M.T. (EXC. A.C., SP. H/PER. 350)	3843431	1	2.75	BRACKET, SUPPLY TANK
63	Y	3843432	1	.61	CLAMP, SUPPLY TANK (NOTE 4)
64-66	Y (EXC. 427)	3843432	1	.61	CLAMP, SUPPLY TANK (NOTE 4)
67-68	Y (327) (EXC. A.C., T.H.)	3843432	1	.61	CLAMP, SUPPLY TANK (NOTE 4)
69-72	Y (427, 454) W/A.C. (EXC. 3/2BC)	3956045	2	.85	CLAMP, SUPPLY TANK
69-70	Y W/3, H.D. 4-SPD. (EXC. A.C., H/PER. 350)	3843432	1	.61	CLAMP, SUPPLY TANK (NOTE 4)
71-72	Y W/M.T. (EXC. A.C., SP. H/PER. 350)	3843432	1	.61	CLAMP, SUPPLY TANK (NOTE 4)
61-62	Y	3150916	1	855.00	RADIATOR (ALUMINUM) (STMPD. 3150916) (NOTE 1)
63-72	Y W/M.T. (EXC. 396, 427, 454, H.D.)	3155316	1	N.L.	RADIATOR (CORE 19" WIDE) (NOTE 5)
65	Y (396)	3007436	1	640.00	RADIATOR (CORE 21" WIDE) (NOTE 2,,,5)
66-67	Y (427) (EXC. 3/2BC)	3008566	1	266.00	RADIATOR, W/OIL COOLER, W/O FINGER GUARD
67-69	Y (427) W/H.D.	3007436	1	640.00	RADIATOR (CORE 21" WIDE) (NOTE 2,,,5)
68	Y (EXC. H.D.)	3008566	1	266.00	RADIATOR, W/OIL COOLER, W/O FINGER GUARD

COOLING-GRILLE-OIL SYSTEM

1.219 BRACKET-CLAMP-RADIATOR -STRAP-TANK, Engine Cooling (Con't)

69	Y (427)	3019190	1	237.00	RADIATOR, W/OIL COOLER (CORE 27 1/2" WIDE)
69-72	Y W/T.H. (EXC. 427, 454)	3018802	1	298.00	RADIATOR, W/OIL COOLER (CORE 26" WIDE)
70-72	Y (350) W/H.D. 4-SPD., SP. H/PER.	3007436	1	640.00	RADIATOR (CORE 21" WIDE) (NOTE 2,,,5)
70-72	Y (454) (EXC. H.D.)	3019190	1	237.00	RADIATOR, W/OIL COOLER (CORE 27 1/2" WIDE)
70-71	Y W/H.D. RAD.	3007436	1	640.00	RADIATOR (CORE 21" WIDE) (NOTE 2,,,5)
72	Y (350) W/SP. H/PER. (EXC. H.D. 4-SPD.)	3018802	1	298.00	RADIATOR, W/OIL COOLER (CORE 26" WIDE)
73-75	Y	3030199	1	350.00	RADIATOR (MC)
76	Y (350) (EXC. H/PER.) (1ST DESIGN)	3030199	1	350.00	RADIATOR (MC, MD, ME, MG)
76	Y (350) (EXC. H/PER.) (2ND DESIGN)	3035558	1	246.00	RADIATOR (MK) (1 1/2"RAD INL)
76	Y (350) W/H/PER. (EXC A.C.) (2ND DESIGN)	3035558	1	246.00	RADIATOR (MK, MH, MI, MJ) (1 1/2"RAD INL)
76	Y (350) W/H/PER., A.C. (2ND DESIGN)	3035856	1	312.00	RADIATOR (ML)
77-79	Y (EXC. H.D. RAD.) (1ST DES 1979)	3035558	1	246.00	RADIATOR (MK, MJ) (1 1/2"RAD INL)
77-78	Y (350) W/A.C. (EXC. SP. H/PER.)	3035558	1	246.00	RADIATOR (MK) (1 1/2"RAD INL)
77-79	Y (350) W/SP. H/PER., A.C. (1ST DESIGN 1979)	3035856	1	312.00	RADIATOR (ML) (1 1/2"RAD INL)
77-79	Y W/H.D. RAD. (V01) (1ST DESIGN 1979)	3035856	1	312.00	RADIATOR (ML) (1 1/2"RAD INL)
79	Y (350 H/PERF) W/A.C. (2ND DESIGN)	3043087	1	299.00	RADIATOR (CODE FW) (1 1/4"RAD INL)
79	Y W/H.D. RAD (V01) (2ND DESIGN)	3043087	1	299.00	RADIATOR (CODE FW) (1 1/4"RAD INL)
79	Y (EXC H.D. RAD) (V01) (2ND DESIGN)	3043083	1	250.00	RADIATOR (CODES FF, FN, FP, FR) (1 1/4"RAD INL)
80	Y (305H)(EXC VO8)	3043083	1	250.00	RADIATOR (CODES FF, FN, FP, FR)
80	Y (350) H/PERF W/A.C.	3043087	1	299.00	RADIATOR (CODE FW) (1 1/4"RAD INL)
80-81	Y W/H.D.C.	3043087	1	299.00	RADIATOR (CODE FW) (1 1/4"RAD INL)
80	Y(350 EXC SP. H/P)(EXC VO8)	3043083	1	250.00	RADIATOR (CODES FF, FN, FP, FR)
81	Y W/A.T. (EXC H.D.C. VO8)	3043083	1	250.00	RADIATOR (CODE FF, FN, FP, FR)
81	Y W/M.T. (EXC H.D.C. VO8)	3043083	1	250.00	RADIATOR (CODES FF, FN, FP, FR)
82	Y	3043083	1	250.00	RADIATOR (CODES FF, FK, FN, FP, FR)
61-62	Y	3786794	1	.84	STRAP, SUPPLY TANK (NOTE 3)
63-66	Y (EXC. 427)	3816659	3	.54	STRAP, SUPPLY TANK TO HOSE (2.559)
61-62	Y (2ND DESIGN)	3151016	1	91.50	TANK, SUPPLY (NOTE 3)
63-67	Y (EXC. 427)	3155416	1	79.25	TANK, SUPPLY
68	Y (EXC. A.C.)	3016340	1	93.00	TANK, SUPPLY
69	Y (EXC. T.H. 400, A.C.)	3016340	1	93.00	TANK, SUPPLY
70	Y W/3, H.D. 4-SPD. (EXC. A.C., H/PER. 350)	3016340	1	93.00	TANK, SUPPLY
71-72	Y W/M.T. (EXC. A.C., SP. H/PER. 350)	3016340	1	93.00	TANK, SUPPLY

1.240 CAP-TANK, Engine Coolant Recovery

NOTE 1: 2ND DESIGN 1977 W/SCREW ON CAP & MOLDED CONNECTIONS ON REC TANK HOSE.

73-78	Y	340194	1	2.75	CAP, TANK
77-81	Y	551304	1	1.10	CAP, COOLANT RECOVERY
77-82	Y	14011345	1	4.00	CAP, COOLANT RECOVERY TK
73	Y	334762	1	7.05	TANK
74-77	Y (1ST DESIGN-1977)	339185	1	5.65	TANK, (NOTE 1)
77-82	Y (2ND DESIGN-1977)	473260	1	5.65	TANK (LESS CAP) (NOTE 1)

1.246 THERMOSTAT , Engine Coolant Temperature

53-64	Y	3041388	1	N.L.	THERMOSTAT (170 DEGREES)
53-62	Y	3041425	1	N.L.	THERMOSTAT
53-59	Y	3156260	1	9.60	THERMOSTAT (160 DEGREES)
65-69	Y (EXC. A.I.R.)	3041388	1	N.L.	THERMOSTAT (170 DEGREES)
66-69	Y W/A.I.R.	1254894	1	7.90	THERMOSTAT (195 DEGREES)
70-74	Y	3041388	1	N.L.	THERMOSTAT (170 DEGREES)
75-80	Y	3042805	1	7.90	THERMOSTAT (195 DEGREES)
81-82	Y	3042805	1	7.30	THERMOSTAT (195 DEGREE)

COOLING-GRILLE-OIL SYSTEM

1.263 BONDING STRIP-EXTENSION-PANEL-REINFORCEMENT, Radiator

NOTE: FOR UPPER SIDE PANELS SEE GROUP 8.153 FRONT FENDER EXTENSION PANEL.

NOTE 1: IT WILL BE NECESSARY TO REWORK FENDER OPENING SECTION ON 1962 MODELS.

NOTE 2: WHEN USED ON EARLY DES. MDLS. IT MAY BE NECESSARY TO DRILL THE ATTACHING HOLES 3/8 DIA.

NOTE 3: PLASTIC LAMINATE.

63-67	Y	3797481	1	41.25	BONDING STRIP, FRT FDR UPR TO RAD GRILLE UPR PNL
63-67	Y	3859043	1	28.00	BONDING STRIP, FRT FDR UPR REINF AT RAD PNL
63-67	Y	3914068	1	79.75	BONDING STRIP, W/REINF FRT FDR UPR PNL
77-78	Y	466651	1	24.15	EXTENSION, RAD GRILLE LWR PNL
79	Y	14004685	1	10.45	EXTENSION, RAD GRILLE LWR PNL
79	Y	14004685	1	10.45	EXTENSION, RAD GRILLE LWR PNL
58-62	Y	3751470	RH	56.25	PANEL, FRT BOTTOM (NOTE 1,,3)
63-67	Y	3831931	1	27.25	PANEL, GRILLE UPR (NOTE 2,,3)
63-67	Y	3831932	1	43.00	PANEL, GRILLE LWR (NOTE 3,,3)
68-72	Y	3995085	1	43.00	PANEL, GRILLE LWR
73-79	Y	327641	1	43.00	PANEL, GRILLE LWR
68-72	Y	3938095	1	14.60	REINFORCEMENT, FRT FDR, UPR PNL
69-82	Y	3954523	LH	2.10	REINFORCEMENT, FRT FDR SK
69-82	Y	3954524	RH	2.10	REINFORCEMENT, FRT FDR SK
80-82	Y	3958325	AR	.53	REINFORCEMENT, RADIATOR SUPT (8.143)

1.266 GRILLE -HOUSING, Radiator Grille

NOTE 1: 3875746 TOGETHER WITH 3897389 SUPPORT (2 REQ) MAY BE USED IN PLACE OF 3869148.

61	Y	3779660	1	66.00	GRILLE (ALUMINUM)
62	Y	3799730	1	68.25	GRILLE (ALUMINUM) (BLACK ANODIZED)
65-67	Y	3875746	1	141.00	GRILLE (NOTE 1)
68-69	Y	3966553	LH	16.75	GRILLE, OTR
68-69	Y	3966554	RH	15.90	GRILLE, OTR
68-69	Y	3966555	1	13.40	GRILLE, CTR
70-72	Y	3966772	1	19.90	GRILLE, CTR
73	Y	331834	1	32.50	GRILLE, CTR
73	Y	331835	LH	24.90	GRILLE, OTR
73	Y	331836	RH	24.90	GRILLE, OTR
74	Y	342275	LH	24.90	GRILLE, OTR
74	Y	342276	RH	24.90	GRILLE, OTR
74	Y	342277	1	32.25	GRILLE, CTR
75-79	Y	345487	LH	22.20	GRILLE, OTR
75-79	Y	345488	RH	22.20	GRILLE, OTR
80-82	Y	14011879	LH	22.20	GRILLE, OTR
80-82	Y	14011880	RH	22.20	GRILLE, OTR
70-72	Y	5964683	LH	125.00	HOUSING, W/GRL, PARK LP (2.586)
70-72	Y	5964684	RH	125.00	HOUSING, W/GRL, PARK LP (2.586)

1.267 BRACE-BRACKET-NUT-SPACER-SUPPORT, Radiator Grille and Front End Panel

73-74	Y	331859	LH	1.25	BRACE, OTR
70-72	Y	3974009	LH	.88	BRACKET, GRILLE
70-72	Y	3974010	RH	.88	BRACKET, GRILLE
70-72	Y	3976359	LH	.96	BRACKET, OTR
70-72	Y	3976360	RH	.59	BRACKET, OTR
75-79	Y	345485	LH	5.90	BRACKET, OTR
75-79	Y	345486	RH	5.90	BRACKET, OTR
75-79	Y	347917	LH	1.35	BRACKET, INR
75-79	Y	347918	RH	1.35	BRACKET, INR
64-66	Y	3831934	2	.31	NUT, CTR SUPT (10.262)
74-79	Y	3982098	4	.35	NUT, LWR PNL (1/4"-20 X 1/2") (2.688)
62	Y	3709917	1	.31	SPACER, HORIZONTAL BAR
63-64	Y	3830161	LH	2.55	SUPPORT, OTR UPR
63-64	Y	3830162	RH	2.40	SUPPORT, OTR UPR
65-67	Y	3897389	2	2.50	SUPPORT
68-69	Y	3930351	LH	.66	SUPPORT, OTR, LWR (APPROX. 3")
68-69	Y	3930352	RH	.66	SUPPORT, OTR, LWR (APPROX. 3")
68-69	Y	3930353	LH	.47	SUPPORT, OTR, UPR (APPROX. 2")
68-69	Y	3930354	RH	.47	SUPPORT, OTR, UPR (APPROX. 2")
69	Y	3953037	LH	4.50	SUPPORT, OTR, OTR (APPROX. 9")
69	Y	3953038	RH	2.90	SUPPORT, OTR, OTR (APPROX. 9")
70-72	Y	3963133	LH	1.25	SUPPORT, CTR
70-72	Y	3963134	RH	1.25	SUPPORT, CTR

COOLING-GRILLE-OIL SYSTEM

1.268 BAR-MOLDING, Radiator Grille

NOTE 1: CUT AS REQUIRED.

63-64	Y	3830152	RH	3.80	BAR, OTR (NO. 1)
65	Y	3830152	RH	3.80	BAR, OTR (NO. 1, 2, 3) (NOTE 1)
58-62	Y	3740209	LH	21.50	MOLDING, BODY FRT TOP PNL FRT
58-62	Y	3740210	RH	21.50	MOLDING, BODY FRT TOP PNL FRT
58-62	Y	3740211	LH	16.10	MOLDING, BODY FRT BOTTOM PNL FRT
58-62	Y	3740212	RH	16.10	MOLDING, BODY FRT BOTTOM PNL FRT
58-62	Y	3799991	1	65.25	MOLDING, FRAME ASM, UPR
58-60	Y	3799993	1	71.25	MOLDING, FRAME ASM, LWR
63-64	Y	3797235	1	21.60	MOLDING, CTR
68-69	Y	3915847	LH	18.10	MOLDING, OTR
68-69	Y	3915848	RH	18.10	MOLDING, OTR

1.269 NUT, Radiator Grille

53-82	Y	1494257	AR	.26	NUT, FRT FDR UPR CBL
53-79	Y	3975436	AR	.41	NUT,
76-79	Y	3982098	4	.35	NUT, LWR PNL (2.688)

1.270 BOLT-BRACKET-CUSHION-FASTENER-INSULATOR-NUT-PLATE-RETAINER-SCREW-SHIM-SUPPORT-WASHER, Radiator

NOTE 1: WHEN RAD. SUPPORT ASM. 3858963 IS USED IN PLACE OF 3874760, BRACKET ASM. 3797221 MUST ALSO BE USED.

NOTE 2: 1ST DESIGN HAS STUDS AT LOWER CORNERS FOR ATTACHMENT OF FAN SHROUD, 2ND DESIGN HAS NO STUDS.

NOTE 3: IT MAY BE NECESSARY TO ADD TWO 1/4" HOLES FOR ATTACHING UPPER RAD. FAN SHROUD.

NOTE 4: 1ST DESIGN FOR 1982 HAS DEPRESSION AREA OF APPROX. 3 1/2 X 3/8. 2ND DESIGN HAS DEPRESSION AREA OF APPROX. 2 3/4 X 3/8.

74-79	Y	340717	AR	1.15	BOLT, RND HD SQ NK (7/16-14 X 1 3/4 PC)
74-79	Y	340718	AR	.50	BOLT, RND HD SQ NK (7/16-14 X 1 3/4 PC)
65	Y (396)	3873748	1	2.60	BRACKET, SUPT UPR
66-68	Y (427) (EXC. H.D.)	3886877	LH	3.55	BRACKET, UPR
66-68	Y (427) (EXC. H.D.)	3886878	RH	3.50	BRACKET, UPR
69	Y (EXC. H/PER., SP. H/PER. 427)	3966657	1	2.75	BRACKET, SUPT UPR
70	Y (350) W/M.T. (EXC. A.C., PERF. SUSP.)	3966657	1	2.75	BRACKET, SUPT UPR
71-72	Y (350) W/SP. H/PER., PERF. SUSP.	3966657	1	2.75	BRACKET, SUPT UPR
71	Y W/H.D. RAD. (EXC. SP. H/PER. 454)	3966657	1	2.75	BRACKET, SUPT UPR
71-72	Y W/M.T. (EXC. A.C., H/PER. 454)	3966657	1	2.75	BRACKET, SUPT UPR
73-79	Y	327642	2	2.60	BRACKET, SUPT MT INTER
53-62	Y	367314	AR	.61	CUSHION, SUPT (1 1/2" X 4 X 3/16" THICK)
63-72	Y	3797412	1	.40	CUSHION, UPR
69-72	Y (350) W/M.T. (EXC. A.C.)	3764424	4	.47	FASTENER, SUPT SI SEAL RET (6.758)
66-67	Y (427) (EXC. H.D.)	3886891	4	.74	INSULATOR, LWR SUPT BRKT (5 3/8)
68	Y	3886891	4	.74	INSULATOR, LWR SUPT BRKT (5 3/8)
69	Y (427) W/A.C., T.H. 400, H/PER., SP. H/PER.	3886891	4	.74	INSULATOR, LWR SUPT BRKT (5 3/8)
70	Y (350) W/M.T., A.C. (EXC. H/PER.)	3886891	4	.74	INSULATOR, SUPT BRKT (5 3/8)
70-72	Y (350) W/A.T.	3886891	4	.74	INSULATOR, SUPT BRKT (5 3/8)
70	Y (350) W/H/PER.	3886891	1	.74	INSULATOR, SUPT BRKT (5 3/8)
70-72	Y (454) (EXC. H.D.)	3886891	4	.74	INSULATOR, SUPT BRKT (5 3/8)
71-72	Y (350) W/M.T., A.C.	3886891	4	.74	INSULATOR, SUPT BRKT (5 3/8)
73-76	Y (1ST DESIGN)	3886891	4	.74	INSULATOR, SUPT BRKT (5 3/8)
76	Y (350) W/SP. H/PER. (2ND DESIGN)	379932	4	.80	INSULATOR, UPR SUPT (4")
76-80	Y (350) W/SP. H/PER. (EXC. A.C.) (2ND DESIGN)	379932	4	.80	INSULATOR, UPR SUPT (4")
76	Y (350) W/SP. H/PER. (EXC. A.C.) (2ND DESIGN)	379941	2	.74	INSULATOR, LWR SUPT (4")
76	Y (350) W/SP. H/PER., A.C. (2ND DESIGN)	458355	2	.74	INSULATOR, LWR SUPT (4")
76	Y (350) W/SP. H/PER., A.C. (2ND DESIGN)	458356	2	.74	INSULATOR, UPR SUPT (4")
77-80	Y (350) (EXC. SP. H/PER., H.D. RAD (VO1, VO8)	379932	2	.80	INSULATOR, UPR SUPT (4")
77-80	Y (350) (EXC. SP. H/PER., H.D. RAD (VO1, VO8)	379941	2	.74	INSULATOR, LWR SUPT (4")

COOLING-GRILLE-OIL SYSTEM

1.270

BOLT-BRACKET-CUSHION-FASTENER-INSULATOR-NUT-PLATE-RETAINER-SCREW -SHIM-SUPPORT-WASHER, Radiator (Con't)

77-80	Y (350) W/SP. H/PER., (EXC. A.C.)	379941	2	.74	INSULATOR, LWR SUPT (4")
77-80	Y (350) W/SP. H/PER., A.C. (C60)	458355	2	.74	INSULATOR, LWR SUPT (4")
77-80	Y (350) W/SP. H/PER., A.C. (C60)	458356	2	.74	INSULATOR, UPR SUPT (4")
77-81	Y W/H.D. RAD (V01, V08)	458355	2	.74	INSULATOR, LWR SUPT (4")
77-82	Y W/H.D. RAD. (V01, V08) (1ST DES 1982)	458356	2	.74	INSULATOR, UPR SUPT (4") (NOTE 4)
80	Y (305H) (EXC. V08)	379941	2	.74	INSULATOR, LWR SUPT (4")
81	Y (EXC. V08)	379932	2	.80	INSULATOR, UPR SUPT (4")
81	Y (EXC. V08)	379941	2	.74	INSULATOR, LWR SUPT (4")
82	Y (2ND DESIGN)	379932	2	.80	INSULATOR, UPR SUPT (4") (NOTE 4)
82	Y W/H.D. RAD (V01, V08) (1ST DESIGN)	458355	2	.74	INSULATOR, LWR SUPT
82	Y (2ND DESIGN)	379941	2	.74	INSULATOR, LWR SUPT (4")
67-82	Y	3903539	AR	.50	NUT (1/4-20)
69-70	Y (350) W/M.T., A.C. (EXC. H/PER.)	3952974	RH	5.90	PLATE,
69-72	Y (350) W/A.T.	3952974	RH	5.90	PLATE
69-72	Y (350) W/A.T.	3952977	LH	3.85	PLATE
69	Y (427) W/H/PER. SP. H/PER. (EXC. A.C.)	3952976	RH	3.85	PLATE,
69	Y (427) W/A.C., H/PER., SP. H/PER.	3952977	LH	3.85	PLATE,
70	Y (350) W/H/PER.	3952974	RH	5.90	PLATE
70	Y (350) W/M.T., A.C. (EXC. H/PER.)	3952977	LH	3.85	PLATE,
70	Y (350, 454) W/H/PER.	3952977	LH	3.85	PLATE
70-72	Y (454) (EXC. H.D. RAD.)	3952976	RH	3.85	PLATE
71-72	Y (350) W/M.T., A.C.	3952974	RH	5.90	PLATE,
71-72	Y (350) W/M.T., A.C.	3952977	LH	3.85	PLATE,
71-72	Y (454) (EXC. H.D. RAD.)	3952977	LH	3.85	PLATE
73-76	Y	3952976	RH	3.85	PLATE
73-76	Y	3952977	LH	3.85	PLATE
69-79	Y	3966532	AR	.38	RETAINER, SUPT SEAL
77-79	Y	3966532	2	.38	RETAINER, UPR RAD SEAL
82	Y	3966532	2	.38	RETAINER, FRT AIR INT DUCT (PUSH IN)
67-82	Y	3903536	AR	.32	SCREW (1/4-20 X .81)
67-81	Y	3714962	AR	.31	SHIM (1 3/4 X 1 3/4 X 1/16 THK.) (.54 SLOT)
69-73	Y	3952926	4	.31	SHIM, SUPT LWR
63-65	Y (EXC. A.C., 396)	3858963	1	91.00	SUPPORT, (NOTE 1)
66-67	Y (427)	3894597	1	77.25	SUPPORT
69	Y (EXC. A.C., T.H. 400, 427)	3966591	1	93.50	SUPPORT,
69	Y (427) (EXC. H.D.)	339176	1	106.00	SUPPORT
69	Y (427) W/H.D.	3966597	1	108.00	SUPPORT
69	Y W/A.C. (EXC. T.H. 400, 427 H/PER.)	3966594	1	93.50	SUPPORT,
69	Y W/T.H. 400 (EXC. H/PER., SP. H/PER., H.D., 427)	3966594	1	93.50	SUPPORT
70	Y (350) W/M.T., A.C. (EXC. H/PER.)	3966594	1	93.50	SUPPORT,
70-72	Y (350) W/SP. H/PER. (EXC. H.D. 4-SPD.)	3966594	1	93.50	SUPPORT
70	Y (350) W/H/PER.	3966594	1	93.50	SUPPORT,
70-72	Y (350) W/H.D. 4-SPD., SP. H/PER.	3966597	1	108.00	SUPPORT
70-72	Y (454) (EXC. H.D. RAD.)	339176	1	106.00	SUPPORT
70-72	Y W/A.T. (EXC. 454)	3966594	1	93.50	SUPPORT
70-71	Y W/H.D. RAD.	3966597	1	108.00	SUPPORT
70	Y W/3-SPD. (EXC. A.C., H/PER. 350, 454)	3966591	1	93.50	SUPPORT,
71-72	Y (350) W/4-SPD. (EXC. A.C., SP. H/PER.)	3966591	1	93.50	SUPPORT,
71-72	Y (350) W/M.T., A.C.	3966594	1	93.50	SUPPORT,
73-75	Y	339176	1	106.00	SUPPORT, (NOTE 3)
76	Y (1ST DESIGN)	339176	1	106.00	SUPPORT, (NOTE 2)
76	Y (2ND DESIGN)	14016009	1		SUPPORT, (NOTE 2)
77-81	Y	14016009	1		SUPPORT
82	Y	14045929	1	130.00	SUPPORT, RAD
53-77	Y	3833649	AR	.50	WASHER, FL (.468 X 1.76 X .18 STL PL)
80-82	Y	3813432	2	.30	WASHER, RAD FAN SHRD (7.833)

COOLING-GRILLE-OIL SYSTEM

1.271		BRACE, Radiator and Front End Tie			
80-82	Y	14016173	1	4.20	BRACE
1.272		BAFFLE-DEFLECTOR, Radiator Air			
58-62	Y	3740282	1	25.75	BAFFLE, LWR (PLASTIC LAMINATE)
80-82	Y	14015276	1	86.75	DEFLECTOR, RAD LWR AIR
1.274		ROD-SEAL, Radiator Support Mounting			
63-65	Y	3830916	RH	3.70	ROD, HDLP OPG BODY INR END BRACE
66-67	Y (EXC. H.D. 427)	3886881	LH	3.55	ROD, HDLP OPG BODY INR END BRACE
67	Y (427) W/H.D.	3830916	RH	3.70	ROD, HDLP OPG BODY INR END BRACE
68-70	Y	3919753	1	1.10	SEAL, LWR BAFFLE FRT
68-70	Y	3919754	1	.75	SEAL, LWR BAFFLE RR
68-69	Y	3921594	1	2.30	SEAL, SUPT TO FRT C/MBR
68-69	Y (EXC. H.D. 4-SPD., 427)	3966387	1	10.70	SEAL, SUPT TO HOOD
68-69	Y (EXC. 427, 454)	3919739	1	2.60	SEAL, UPR BAFFLE
68	Y (EXC. 427)	3921594	2	2.30	SEAL, SUPT TO RAD SI
68-69	Y W/M.T. (EXC. A.C., 427)	3921594	1	2.30	SEAL, FRT SHROUD
69-75	Y	14016160	2	3.70	SEAL, SUPT SI(3.417)
69	Y (427) W/M.T. (EXC. H.D., A.C.)	14016160	1	3.70	SEAL, UPR LWR SI RH AND LH RAD SUPT(3.417)
70-71	Y	14016160	1	3.70	SEAL, UPR, LWR SI RH & LH RAD SUPT,SUPT TO HOOD(3.417)
70-71	Y (350) (EXC. H.D. 4-SPD.)	331871	1	12.25	SEAL, SUPT TO HOOD
70-71	Y (350) (EXC. H.D. 4-SPD.)	3919739	1	2.60	SEAL, UPR BAFFLE
70-71	Y (350) W/H.D. 4-SPD., SP. H/PER.	347910	1	14.00	SEAL, SUPT UPR
70	Y (350) W/M.T. (EXC. A.C., H/PER.)	3921594	1	2.30	SEAL, FRT SHROUD
70-71	Y (454) (EXC. H.D. RAD.)	347910	1	14.00	SEAL, SUPT UPR
71-72	Y (350) W/M.T. (EXC. A.C.)	3921594	1	2.30	SEAL, FRT SHROUD
72-81	Y	331871	1	12.25	SEAL, SUPT TO HOOD
72	Y (454)	14016160	1	3.70	SEAL, UPR(3.417)
73-74	Y (350)	14016160	1	3.70	SEAL, RAD. FAN SHRD. LWR. SI RAD. SUPT. UPR. LWR. ST
73-74	Y (454) (EXC. A.C.)	14016160	1	3.70	SEAL, RAD FAN SHRD LWR, SI RAD, SUPT UPR LWR ST(3.417)
75-76	Y (EXC. A.C.)	347910	1	14.00	SEAL, SUPT UPR
75-77	Y (350)	14016160	AR	3.70	SEAL, SUPT SI(CUT TO SIZE & ADD HOLES AS REQD)(3.417)
76	Y (EXC. A.C.) (1ST DESIGN)	368690	RH	2.40	SEAL, SUPT UPR (6 1/4" LONG)
76	Y (EXC. A.C.) (2ND DESIGN)	379988	RH	2.40	SEAL, SUPT UPR (5" LONG)
76	Y (350) W/SP.H/PER, W/A.C. (C60) (2ND DES)	458360	RH	2.40	SEAL, SUPT UPR (5" LONG)
76	Y W/A.C. (1ST DESIGN)	368688	RH	3.20	SEAL, SUPT UPR (6 1/4" LONG)
76-81	Y W/A.C., H.D. RAD	458359	LH	3.05	SEAL, SUPT UPR
77-81	Y (EXC. A.C. OR H.D.C.V08)	379988	RH	2.40	SEAL, SUPT UPR (5" LONG)
77-81	Y W/A.C., H.D. RAD	458360	RH	2.40	SEAL, SUPT UPR (5" LONG)
78-81	Y (EXC. A.C., H.D. RAD. (V01)	14016160	1	3.70	SEAL, SUPT SI (3.417)
80-82	Y	14016160	2	3.70	SEAL, SUPT SI(3.417)
82	Y (EXC H.D.C. V08)	379988	RH	2.40	SEAL, SUPT UPR (5" LONG)
82	Y W/H.D.C.(V08)(2ND DES)	379987	LH		SEAL, RAD SUPT UPR
82	Y W/H.D.C.(V08)(2ND DES)	379988	RH	2.40	SEAL, RAD SUPT UPR
82	Y W/H.D.C.(V08)(1ST DES)	458359	LH	3.05	SEAL, RAD SUPT UPR
82	Y W/H.D.C.(V08)(1ST DESIGN)	458360	RH	2.40	SEAL, SUPT UPR
1.276		CLIP-NUT-SCREW , Radiator Baffle and Shroud			
76-77	Y	10013764	2	.31	CLIP, FAN SHROUD TO SUPT
78-82	Y	6264031	AR	.26	CLIP, FAN SHROUD TO SUPT (3.162)
68-79	Y	3915336	4	.50	NUT, SHROUD
74-82	Y	3915336	1	.50	NUT, CAR HTR & A.C. DUCT
77-81	Y	3960314	AR	.30	SCREW (5/16-18 X 13/16 PC)
1.277		BRACKET-EXTENSION-REINFORCEMENT-SHROUD-SUPPORT, Radiator Fan			
NOTE 1: IT MAY BE NECESSARY TO ADD TWO HOLES FOR ATTACHING TO UPPER SHROUD MOUNTING BRACKET, AND RELOCATE UPPER MOUNTING BRACKET FORWARD AND DRILL TWO NEW HOLES FOR ATTACHING BRACKET.					
NOTE 2: WITH ANGULAR TABS FOR SHROUD MOUNTING.					
NOTE 3: NO ANGULAR TABS FOR SHROUD MOUNTING.					
NOTE 4: 2ND DESIGN 14018585 DOES NOT HAVE AIR DOOR, FOR 1ST DESIGN SEE 14016177 (1980).					
69-76	Y (1ST DESIGN-1976)	339177	LH	3.55	BRACKET, FAN SHROUD UPR SUPT (NOTE 3)
69-76	Y (1ST DESIGN-1976)	339178	RH	3.55	BRACKET, FAN SHROUD UPR SUPT (NOTE 3)

COOLING-GRILLE-OIL SYSTEM

1.277 BRACKET-EXTENSION-REINFORCEMENT-SHROUD-SUPPORT, Radiator Fan (Con't)

70-72	Y (350) W/M.T. (EXC. SP. H/PER., A.C.)	3974661	LH	14.05	BRACKET, SHROUD
76-82	Y (2ND DESIGN-1976)	14016151	LH	3.55	BRACKET, FAN SHROUD SUPT (NOTE 2)
76-82	Y (2ND DESIGN-1976)	14016152	RH	3.55	BRACKET, FAN SHROUD SUPT (NOTE 2)
70-72	Y (350)	3956118	1	16.25	EXTENSION, SHROUD
70-72	Y (454) (EXC. A.C., H.D. RAD.)	3956089	1	14.85	EXTENSION, SHROUD
70-74	Y (454) W/A.C.	336152	1	14.85	EXTENSION, SHROUD
71	Y W/H.D. RAD.	3956118	1	16.25	EXTENSION, SHROUD
73-75	Y (350)	331870	1	16.25	EXTENSION, SHROUD
68-69	Y	3919746	2	.37	REINFORCEMENT, SI SHROUD LWR SUPT
55-62	Y	3770284	1	41.25	SHROUD, UPR (ROUND)
55-62	Y	3770287	LH	19.10	SHROUD, LWR
55-62	Y	3770288	RH	19.10	SHROUD, LWR
65	Y (396)	3872995	LH	36.25	SHROUD (PLASTIC) (ROUND)
66-67	Y (327)	3886885	LH	17.65	SHROUD (PLASTIC)
66-67	Y (327)	3886886	RH	17.65	SHROUD (PLASTIC)
66-67	Y (327)	3888268	1	17.65	SHROUD, UPR (PLASTIC)
66-68	Y (427)	3938940	1	80.50	SHROUD (PLASTIC)
68	Y W/A.C., T.H. (EXC. 427)	3938940	1	80.50	SHROUD (PLASTIC)
68	Y W/A.T. (EXC. A.C.)	3938940	1	80.50	SHROUD (PLASTIC)
68-69	Y W/M.T. (EXC. A.C., 427)	3938943	1	32.25	SHROUD (METAL)
69	Y (427) W/A.C., H/PER., SP. H/PER.	3956119	1	44.00	SHROUD (PLASTIC)
69	Y W/A.C. (EXC. 427 H/PER.)	3956109	1	44.00	SHROUD (PLASTIC)
70	Y (350) W/3-SPD (EXC H/PER, 454)	3938940	1	80.50	SHROUD (PLASTIC)
70	Y (350) W/A.T.	3938940	1	80.50	SHROUD (PLASTIC)
70	Y (350) W/3-SPD. (EXC. H/PER., A.C.)	3938943	1	32.25	SHROUD (METAL)
70	Y (350) W/M.T., A.C. (EXC. H/PER.)	3956109	1	44.00	SHROUD (PLASTIC)
70	Y (350) W/4-SPD., SP. H/PER. (EXC. H.D.4-SPD.)	3956109	1	44.00	SHROUD (PLASTIC)
70-72	Y (350) W/A.T.	3956109	1	44.00	SHROUD (PLASTIC)
70	Y (350) W/H/PER	3956109	1	44.00	SHROUD (PLASTIC)
70-72	Y (454) (EXC. A.C., H.D. RAD.)	3956119	1	44.00	SHROUD (PLASTIC)
71	Y (350) W/A.T. (EXC. A.C.)	3938940	1	80.50	SHROUD (PLASTIC)
71-72	Y (350) W/M.T. (EXC. A.C., SP. H/PER.)	3938943	1	32.25	SHROUD (METAL)
71-72	Y (350) W/M.T., A.C.	3956109	1	44.00	SHROUD (PLASTIC)
71-72	Y (350) W/SP H/PER (EXC. HD 4-SPD)	3956109	1	44.00	SHROUD (PLASTIC)
71	Y W/H.D. RAD.	3956109	1	44.00	SHROUD (PLASTIC)
72	Y (454) W/A.C.	3956119	1	44.00	SHROUD (PLASTIC)
73-75	Y	339175	1	44.00	SHROUD (NOTE 1)
76	Y (1ST DESIGN)	368681	1	44.00	SHROUD (PLASTIC) (NOTE 3)
76	Y (2ND DESIGN)	14016177	1	39.50	SHROUD (NOTE 2)
77	Y (350) (EXC. SP H/PER)	14016177	1	39.50	SHROUD (NOTE 2)
78	Y	14016177	1	39.50	SHROUD (NOTE 2)
79-80	Y (350) (EXC.. SP H/PER.)	379937	1	39.50	SHROUD (NOTE 2)
79-80	Y (350) (EXC SP H/PER) (1ST DES-1980)	14016177	1	39.50	SHROUD, (NOTE 2)
79-80	Y (350) W/SP. H/PER. <i>Doer</i>	14016176	1		SHROUD
80	Y (305H)	14016177	1	39.50	SHROUD, (NOTE 2)
80	Y (350) (EXC. SP H/PER.) (2ND DESIGN)	14028585	1	44.00	SHROUD (NOTE 4)
81-82	Y	14028585	1	44.00	SHROUD
68-71	Y (EXC. H.D. 427)	3919745	2	6.80	SUPPORT, SI SHROUD LWR
72	Y (350)	3919745	2	6.80	SUPPORT, SI SHROUD LWR

1.287 BRACKET-EXTENSION-REINFORCEMENT-ROD-SEAL-SHIELD, Radiator to Grille

NOTE 1: WHEN USING 3963112 IN PLACE OF 3947978 CUT AS REQ'D FOR EXHAUST PIPE
CLEARANCE.

NOTE 2: SHIM AS REQUIRED.

68-76	Y	3976514	2	1.00	BRACKET, U/B SPLASH SHIELD
69-72	Y	3840474	2	2.60	BRACKET, U/B SPLASH SHIELD (8.857)
68-72	Y	3974013	1	24.20	EXTENSION, LWR PNL
73-79	Y (EXC. Z78)	327695	1	21.75	EXTENSION, LWR PNL
73-74	Y (454) W/A.C.	336176	1	5.00	EXTENSION, LWR PNL
80-82	Y	14016063	LH	20.00	EXTENSION, LWR PNL
80-82	Y	14016064	RH	20.00	EXTENSION, LWR PNL
73-74	Y (454) W/A.C.	336177	1	2.25	REINFORCEMENT, LWR PNL EXT

COOLING-GRILLE-OIL SYSTEM

1.287 BRACKET-EXTENSION-REINFORCEMENT-ROD-SEAL-SHIELD, Radiator to Grille (Con't)

77-79	Y	W/H.D. RAD (V01) (EXC. Z78, D75)	336177	1	2.25	REINFORCEMENT, LWR PNL EXT
78-79	Y	W/SP. H/PER., A.C. (EXC. D75)	336177	1	2.25	REINFORCEMENT, LWR PNL EXT
69-72	Y		3974016	1	2.40	ROD, SUPT TO FRT FDR UPR (NOTE 2)
73-79	Y		331841	1	2.40	ROD, SUPT TO FRT FDR UPR
68-72	Y		3932904	1	1.45	SEAL, GRILLE LWR PNL
64-68	Y		3922440	RH	4.15	SHIELD, U/B SPLASH
68	Y		3963112	RH	3.45	SHIELD, U/B SPLASH (NOTE 1)
69-75	Y		6263551	LH	3.55	SHIELD, U/B SPLASH
69	Y	(EXC. A.C.)	3963112	RH	3.45	SHIELD, U/B SPLASH (NOTE 1)
69-75	Y	W/A.C.	6263554	RH	6.70	SHIELD, U/B SPLASH
70-72	Y		6263552	RH	3.50	SHIELD, U/B SPLASH
73-75	Y	(EXC. A.C.)	6263552	RH	3.50	SHIELD, U/B SPLASH

1.303 EMBLEM-EMBLEM KIT-NUT, Radiator Grille and Front End Ornamentation

65-66	Y		3872929	1	8.95	EMBLEM, BODY FRT
67	Y		3894544	1	8.95	EMBLEM, BODY FRT
68-72	Y		3912706	1	8.95	EMBLEM (CROSSED FLAGS)
77-79	Y		379918	1	8.95	EMBLEM, BODY FRT
78	Y		472717	1	11.35	EMBLEM, BODY FRT
80	Y		14016098	1	8.95	EMBLEM, BODY FRT
81	Y		14030129	1	8.95	EMBLEM, BODY FRT
82	YY07	Collectors Grille	14042290	1	9.50	EMBLEM, BODY FRT
82	Y87		14042292	1	8.65	EMBLEM, BODY FRT
73-74	Y		6259672	1	12.60	EMBLEM KIT, W/NUTS, BODY FRT
75-76	Y		358738	1	16.55	EMBLEM KIT, BODY FRT
75-76	Y		368695	2	.27	NUT, FRT EMBLEM (5/32" X 3/4")

1.426 PAN-PAN KIT, Engine Oil

NOTE 1: INCLUDES PAN, GASKET KIT.

56	Y		360867	1	98.50	PAN
57-62	Y		359937	1	70.00	PAN (5 QT. CAP.) (18" HOLES)
63-65	Y	(EXC. F.I., SP. H/PER., W/MECH. LIFTERS)	360866	1	70.00	PAN
63-65	Y	W/F.I., SP. H/PER., MECH. LIFTERS (EXC. 396)	359942	1	72.00	PAN
66-68	Y	(327)	360866	1	70.00	PAN
69-72	Y	(350) (EXC. SP. H/PER.)	360866	1	70.00	PAN
69-71	Y	(350) W/SP. H/PER.	359942	1	72.00	PAN
72	Y	(350) W/H.D. 4-SPD., SP. H/PER.	359942	1	72.00	PAN
72	Y	(350) W/SP. H/PER. (EXC. H.D. 4-SPD.)	360866	1	70.00	PAN
73-74	Y	(350)	360866	1	70.00	PAN
80-82	Y		14010233	1	60.25	PAN, OIL
65-74	Y	(396,427,454)	3977591	1	91.75	PAN KIT
74-79	Y	(350) (EXC. SP. H/PER)	465221	1	50.25	PAN KIT, (NOTE 1)
75-79	Y	W/SP. H/PER.	465220	1	61.00	PAN KIT (NOTE 2)

1.428 SCREW-STUD, Oil Pan

66-82	Y		3856691	1	.20	SCREW, W/LW, FRT CTR HOLE (1/4-20 X 5/8)
82	Y		6270052	RH	.37	STUD, OIL PAN (# 4 & 5 RH HOLES)

1.429 GASKET KIT-GASKET UNIT-SEAL, Oil Pan

NOTE 1: WHEN USING ON H/PER. (327) MODELS, USE (2) 3767556 EXHAUST PIPE PACKING.

NOTE 2: CONTAINS SIDE GASKETS, SEALS, AND PACKING.

NOTE 3: IF ORIGINAL OIL PAN HAS BEEN REPLACED, PART 357159 FRONT SEAL MAY BE REQUIRED ON 1974 AND PRIOR MODELS.

53-55	Y	(6 CYL.)	604338	1	3.50	GASKET KIT, LH AND RH (GASKETS AND SEALS)
57-74	Y	(8 CYL) (EXC. 454)	14002201	1	8.80	GASKET KIT, (NOTE 1,2,3)
65-70	Y	(396, 427, 454)	3958614	1	N.L.	GASKET KIT
65-73	Y	(396,427,454)	3931593	1	7.40	GASKET KIT, SI
75-78	Y		359936 14002203	1	9.70	GASKET KIT
75-76	Y	(454)	3958614	1	N.L.	GASKET KIT
79	Y		14002203	1	N.L.	GASKET KIT
80-81	Y		14019828	1	N.L.	GASKET KIT
82	Y	(5.7)	14019828	1	N.L.	GASKET KIT
56-67	Y	(265, 283, 327)	3931599	1	3.35	GASKET UNIT, LH AND RH SI
68-77	Y	(327,350)	3931599	1	3.35	GASKET UNIT, SI
55-74	Y	(8 CYL.) (EXC. 396, 427, 454)	458625	1	1.60	SEAL, RR

COOLING-GRILLE-OIL SYSTEM

1.429 GASKET KIT-GASKET UNIT-SEAL, Oil Pan (Con't)

55-68	Y (8 CYL.) (EXC. 396, 427)	3887151	1	1.20	SEAL, FRT (.22" THICK)
65-70	Y (396, 427, 454)	3909800	1	2.35	SEAL, FRT
65-74	Y (396, 427, 454)	3955115	1	2.35	SEAL, RR
69-74	Y (350)	3887151	1	1.20	SEAL, FRT (.22" THICK)
72-74	Y (454)	3909800	1	2.35	SEAL, FRT
75-81	Y	357159	1	1.25	SEAL, FRT (.41" THICK)
75-81	Y	458625	1	1.60	SEAL, RR
82	Y(5.7)	357159	1	1.25	SEAL, FRT (.41" THICK)
82	Y(5.7)	458625	1	1.60	SEAL, RR

1.430 BAFFLE, Oil Pan

60-61	Y W/4BC, F.I., H.L. CAM	3769768	1	3.50	BAFFLE
62-65	Y W/F.I., SP. H/PER., MECH. LIFTERS	3769768	1	3.50	BAFFLE
65-74	Y (396,427,454)	3967854	1	4.60	BAFFLE
69	Y (350) W/SP. H/PER.	3769768	1	3.50	BAFFLE
70-72	Y (350) W/4-SPD., SP. H/PER. (EXC. H.D.4-SPD.)	3989075	1	6.35	BAFFLE
73-75	Y (350) W/SP. H/PER.	3989075	1	6.35	BAFFLE
76-79	Y W/SP. H/PER.	3927136	1	14.50	BAFFLE
80	Y (350) W/SP. H/PER.	14031347	1	6.20	BAFFLE, UPR

1.453 FLANGE -PLUG -SCREW, Oil Pan Drain

53-57	Y	3723008	1	.69	FLANGE (1 3/8 X 7/8 W/1/2"-20 HOLE IN CTR)
62-65	Y (EXC. 396)	3723008	1	.69	FLANGE (1 3/8 X 7/8 W/1/2"-20 HOLE IN CTR)
66-67	Y W/P.G.	3723008	1	.69	FLANGE (1 3/8 X 7/8 W/1/2"-20 HOLE IN CTR)
70	Y (350) W/SP. H/PER.	3723008	1	.69	FLANGE (1 3/8 X 7/8 W/1/2"-20 HOLE IN CTR)
71	Y (350) W/4-SPD.	3723008	1	.69	FLANGE (1 3/8 X 7/8 W/1/2"-20 HOLE IN CTR)
71-74	Y (454)	3723008	1	.69	FLANGE (1 3/8 X 7/8 W/1/2"-20 HOLE IN CTR)
53-70	Y W/MAGNETIC DRAIN PLUG	337185	1	3.10	PLUG (1/2-20)
53-81	Y	3923420	AR	.57	SCREW (NON-MAGNETIC) (1/2"-20 X 13/16")
82	Y(5.7)	3923420	AR	.57	SCREW, OIL PAN DRAIN(1/2-20 X 7/8")

1.456 GASKET, Oil Pan Drain Plug

53-82	Y	3921989	AR	.44	GASKET, OIL DRAIN SCR (NYLON 1/2" I.D. X 29/32" O.D.)
-------	---	---------	----	-----	---

1.516 INDICATOR-TUBE, Oil Level

NOTE 1: MUST BE USED WITH TUBE 3981089 ONLY.

NOTE 2: 1ST DES FOR 1976 MEASURES 17 5/16 FROM CAP TO FULL MARK AND 18 3/16 FROM CAP TO ADD MARK.

NOTE 3: 2ND DES FOR 1976 MEASURES 20 IN FROM CAP TO FULL MARK AND 21 IN FROM CAP TO ADD MARK.

NOTE 4: WHEN USING 3981089 IN PLACE OF 3870324, 3981088 INDICATOR MUST BE USED.

53-55	Y (6 CYL.)	3701556	1	2.30	INDICATOR (DIP-STICK)
56-57	Y	3722959	1	2.30	INDICATOR (DIP-STICK)
58-64	Y	3846810	1	2.30	INDICATOR (DIP-STICK)
65-74	Y (327, 350) (EXC. F.I.)	3862730	1	2.05	INDICATOR (DIP-STICK)
65-74	Y (396, 427, 454)	3981088	1	2.45	INDICATOR (DIP-STICK) (NOTE 1)
65-66	Y W/SP. H/PER., F.I. (EXC. 427)	3862730	1	2.05	INDICATOR (DIP-STICK)
75-76	Y	3951576	1	2.45	INDICATOR (DIP-STICK) (NOTE 2)
76-79	Y	3981019	1	1.70	INDICATOR (DIP-STICK) (NOTE 3)
80-82	Y	14026165	1	1.20	INDICATOR (DIP-STICK)
53-55	Y (6 CYL.)	3828073	1	.94	TUBE
56	Y (2ND DESIGN)	3732488	1	1.20	TUBE, UPR (8 21/32" O.L.)(CURVED)
56-68	Y (2ND DESIGN) (EXC. 396, 427)	3951600	1	1.20	TUBE, LWR
57-64	Y	3732488	1	1.20	TUBE, UPR (8 21/32" O.L.) (CURVED)
65-74	Y (327,350)	3865664	1	1.55	TUBE, UPR
65-74	Y (396,427,454)	3981089	1	10.15	TUBE (NOTE 4)
69-70	Y (327, 350)	3951600	1	1.20	TUBE, LWR
73-74	Y (350)	3951600	1	1.20	TUBE, LWR
75-79	Y	3951600	1	1.20	TUBE, LWR
75-76	Y (1ST DESIGN)	3876870	1	1.20	TUBE, UPR (6 1/2" FROM SHLDR TO TOP OF TUBE)
76-79	Y (2ND DESIGN)	460147	1	1.30	TUBE, UPR (8 3/4" FROM SHLDR TO TOP OF TUBE)
80-81	Y	14026101	1	1.40	TUBE

COOLING-GRILLE-OIL SYSTEM

1.516		INDICATOR-TUBE, Oil Level		(Con't)	
82	Y	14047065	1	3.85	TUBE, OIL LVL IND
1.531		ADAPTER-CONNECTOR-PLUG-WASHER , Oil Distribution			
68-72	Y	3906194	1	.47	ADAPTER, OIL PRESS GAGE HOSE CONN AT ENG
53-58	Y (6 CYL.)	3836566	1	5.35	CONNECTOR, W/PIPE (NO CENTER PIN)
64-79	Y	3853958	AR	.58	CONNECTOR (.127-27 PL)
53-61	Y (6 CYL.)	3835577	AR	.25	PLUG, BLOCK MAIN OIL GALLERY FRT. HOLE (0.034)
53-62	Y (6 CYL.)	839270	2	.31	WASHER (1 13/16" I.D. X 1 5/16" O.D.)
1.609		PIN-PLUG-RETAINER-SPRING-VALVE, Oil Pressure Regulator			
82	Y(5.7)	838839	1	.25	PIN, OIL PRESS REG VLV SPR STOP
75-81	Y	3704871	1	.71	PLUG, OIL PRESS REG VLV SPRING STOP
82	Y(5.7)	3704871	1	.71	PLUG, OIL PRESS REG VLV SPRING STOP
53-63	Y	3701564	1	.27	RETAINER, PRESS REG. VLV SPRING (7/16" O.D.)
65-74	Y (396, 427, 454)	3701564	1	.27	RETAINER, PRESS REG, VLV SPRING (7/16" O.D.)
62	Y (283, 327)	3814903	1	.33	SPRING, PRESS REG VLV (21 COILS-2 7/32 FREE LENGTH)
63	Y (1ST DESIGN)	3814903	1	.33	SPRING, PRESS REG VLV (21 COILS-2 7/32 FREE LENGTH)
63-64	Y (2ND DESIGN)	3848911	1	.71	SPRING, PRESS REG VLV (21 COILS) (STRIPE OF WHITE)
65	Y (EXC. F.I., SP. H/PER. W/MECH LIFTERS	3814903	1	.33	SPRING, PRESS REG VLV (21 COILS-2 7/32 FREE LENGTH)
65	Y (396)	3876866	1	.33	SPRING, PRESS REG VLV (24 COILS, 5/16 O.D. X 2 7/16 FREE LENGTH) (STRIPE OF LT. GREEN)
65	Y W/F.I., SP. H/PER., MECH. LIFTERS (EXC. 396)	3848911	1	.71	SPRING, PRESS REG VLV (21 COILS) (STRIPE OF WHITE)
66-72	Y (327, 350) (EXC. SP. H/PER.)	3814903	1	.33	SPRING, PRESS REG VLV (21 COILS-2 7/32 FREE LENGTH)
66-74	Y (396, 427, 454) (EXC. SP. H/PER., 3/2BC, H.D., AL. CYL. AND CASE)	3860378	1	.33	SPRING, PRESS REG VLV (27/64 O.D. X 2 1/2 FREE LENGTH)
66-69	Y (427) W/SP. H/PER., H.D., AL. CYL. AND CASE	3876866	1	.33	SPRING, PRESS REG VLV (24 COILS, 5/16 O.D. X 2 7/16 FREE LENGTH) (STRIPE OF LT. GREEN)
69-72	Y (350) W/SP. H/PER.	3848911	1	.71	SPRING, PRESS REG VLV (21 COILS) (STRIPE OF WHITE)
71	Y (454) W/SP. H/PER.	3876866	1	.33	SPRING, PRESS REG VLV (24 COILS, 5/16 O.D. X 2 7/16 FREE LENGTH) (STRIPE OF LT. GREEN)
73-81	Y	3814903	AR	.33	SPRING, PRESS REG VLV (21 COILS-2 7/32 FREE LENGTH)
82	Y(5.7)	3814903	AR	.33	SPRING, PRESS REG VLV (21 COILS-2 7/32 FREE LENGTH)
53-70	Y (EXC. 396, 427, 454)	3702366	1	1.15	VALVE, PRESS REG (11/32 I.D. X 7/16 O.D. X 1 3/16, 16 O.L.)
65-74	Y (396,427,454)	3860377	1	1.20	VALVE, PRESS REG (1 49/64" O.L. X 7/16" O.D.)
73-81	Y	3702366	1	1.15	VALVE, PRESS REG (11/32 I.D. X 7/16 O.D. X 1 3/16 16 O.L.)
82	Y(5.7)	3702366	1	1.15	VALVE, PRESS REG (11/32 I.D. X 7/16 O.D. X 1 3/16 16 O.L.)
1.639		PIN-RETAINER-SHAFT-SHAFT KIT-SLEEVE, Oil Pump			
NOTE 1: FOR USE WITH PUMP HAVING RETAINER RING GROOVE.					
65	Y (396) W/SP. H/PER.	3877674	1	.32	PIN, DIST TO OIL PUMP INTER RET
65-74	Y (396, 427, 454) (EXC SP.H/PER, H.D.)	3836903	2	.32	PIN, OIL PUMP (8.939)
66-71	Y (427, 454) W/SP. H/PER., H.D., AL. CYL. AND CASE	3877674	1	.32	PIN, DIST TO OIL PUMP INTER RET
59-81	Y (8 CYL.) (EXC. 396, 427, 454)	3764554	1	.28	RETAINER, DIST TO PUMP INTER SHF
82	Y(5.7)	3764554	1	.28	RETAINER, DIST TO OIL PUMP SHF
58-59	Y (283)	3739826	1	5.40	SHAFT, W/SLEEVE, DIST TO PUMP (2.372)
59-69	Y (283, 307, 327, 350)	3998287	1	5.30	SHAFT, DIST TO PUMP INTER (2.372) (NOTE 1)

COOLING-GRILLE-OIL SYSTEM

1.639 PIN-RETAINER-SHAFT-SHAFT KIT-SLEEVE, Oil Pump (Con't)

73	Y (350)	3998287	1	5.30	SHAFT, DIST TO PUMP INTER (2.372) (NOTE 1)
65-70	Y (396, 427) W/H.D., SP. H/PER.	3865886	1	6.90	SHAFT KIT, W/RET, DIST TO OIL PUMP INTER (2.372)
65-69	Y (396, 427) (EXC. SP. H/PER., H.D. AL.CYL. AND CASE)	3998289	1	4.25	SHAFT KIT, W/RET, DIST TO OIL PUMP INTER (2.372)
70-71	Y (454) (EXC. SP. H/PER.)	3998289	1	4.25	SHAFT KIT, W/RET, DIST TO OIL PUMP INTER (2.372)
71	Y (454) W/SP. H/PER.	3865886	1	6.90	SHAFT KIT, W/RET, DIST TO OIL PUMP INTER (2.372)
58-59	Y (8 CYL.)	3877672	1	2.20	SLEEVE, DIST TO OIL PUMP INTER SHAFT
65-71	Y (396, 427, 454) W/SP. H/PER., H.D., AL. CYL. AND CASE	3877672	1	2.20	SLEEVE, DIST TO OIL PUMP INTER SHAFT

1.652 BOLT -PUMP-PUMP KIT -STUD-WASHER, Engine Oil Pump

NOTE 1: INCLUDES PUMP ASM., SCREEN ASM., INTERMEDIATE SHAFT AND RETAINER. WHEN
INSTALLING ON MODELS WITH (348) ENGINE DISCARD THE INTERMEDIATE SHAFT AND USE OLD
SHAFT.

55-62	Y (8 CYL.)	3754998	1	.50	BOLT (7/16"-14 X 2 3/16" HEX LOCK) . . .
67-81	Y (305, 327, 350)	3892678	1	.50	BOLT, PUMP AND SCREEN (7/16-14 X 2) .
82	Y(5.7)	3892678	1	.50	BOLT, OIL PUMP (7/16-14 X 2)
59-63	Y (1ST DESIGN)	3764547	1	N.L.	PUMP
63-64	Y (2ND DESIGN)	3848907	1	51.75	PUMP
65	Y (327) (EXC. F.I., SP. H/PER. W/MECH. LIFTERS)	3764547	1	N.L.	PUMP
65	Y (327) W/F.I., SP. H/PER., MECH. LIFTERS	3848907	1	51.75	PUMP
66-69	Y (327, 350)	3764547	1	N.L.	PUMP
66	Y (427) (EXC. SP. H/PER., H.D.)	475906	1	62.00	PUMP
67-74	Y (396, 427, 454) (EXC. 3/2BC, SP. H/PER., H.D., AL. CYL. AND CASE)	475906	1	62.00	PUMP
67-70	Y (427) W/H.D.	475902	1	62.25	PUMP, W/SCREEN
69	Y (427) W/AL. CYL. AND CASE	3969870	1	67.25	PUMP, W/SCREEN
69	Y (427) W/H/PER.	14024484	1	62.25	PUMP, W/SCREEN
70-72	Y (350) (EXC. SP. H/PER.)	3764547	1	N.L.	PUMP
70-72	Y (350) W/SP. H/PER.	3848907	1	51.75	PUMP
70-73	Y (454) W/H/PER.	14024484	1	62.25	PUMP, W/SCREEN
71	Y (454) W/SP. H/PER.	475902	1	62.25	PUMP, W/SCREEN
72-74	Y (454)	14024484	1	62.25	PUMP, W/SCREEN
73-81	Y (305, 350)	3764547	1	N.L.	PUMP
82	Y(5.7)	3764547	1	N.L.	PUMP
55-58	Y (8 CYL.)	3755420	1	56.00	PUMP KIT (CAST 3704180 ON COVER) (NOTE 1)
65-74	Y (396,427,454)	3866604	1	1.50	STUD, PUMP AND SCREEN (3 13/64 O.L.)
76-81	Y	3682643	AR	.25	WASHER, OIL PUMP

1.656 SCREEN, Oil Pump

NOTE 1: FOR USE WITH PUMP HAVING RETAINER RING GROOVE.

55-57	Y (8 CYL.)	3754942	1	4.60	SCREEN (2" O.L.) W/SUCTION PIPE
58-62	Y	3764113	1	4.45	SCREEN (NOTE 1)
63-75	Y (327,350)	3830080	1	4.45	SCREEN (YELLOW STAIN ON PIPE NEAR SCREEN)
65-66	Y (396,427)	3860366	1	4.45	SCREEN
67-69	Y (427) (EXC. H.D.)	3955282	1	4.60	SCREEN
70-74	Y (454)	3955282	1	4.60	SCREEN
76-79	Y (350)	3855152	1	4.45	SCREEN
80-81	Y(350)	3830080	1	4.45	SCREEN
82	Y(5.7)	3830080	1	4.45	SCREEN, OIL PUMP

1.723 COVER, Oil Pump

55-59	Y (8 CYL.)	3836980	1	10.40	COVER
63	Y (1ST DESIGN)	3836980	1	10.40	COVER
65	Y (327) (EXC. F.I., SP. H/PER. W/MECH. LIFTERS)	3836980	1	10.40	COVER
66-69	Y (327)	3836980	1	10.40	COVER
67-74	Y (396, 427, 454) (EXC. SP. H/PER., 3/2BC, H.D., AL. CYL. AND CASE)	3906628	1	10.40	COVER
69-72	Y (350) (EXC. SP. H/PER.)	3836980	1	10.40	COVER

COOLING-GRILLE-OIL SYSTEM

1.723 COVER, Oil Pump (Con't)

73-81	Y (305,350)	3836980	1	10.40	COVER,
82	Y(5.7)	3836980	1	10.40	COVER,

1.724 GASKET, Oil Pump Cover

53-62	Y (6 CYL.)	838451	1	.40	GASKET (3 5/16 X 2 5/8 OVERALL)
-------	------------------	--------	---	-----	---------------------------------------

1.745 ADAPTER-ARRESTOR-CONNECTOR -ELBOW-GROMMET-NIPPLE-NUT-TEE-TUBE-VALVE-VENTILATOR , Crankcase

NOTE 1: GROMMET 3831671 REPLACED GROMMET 3715628 AND RETAINER 3727693.

62	Y (8 CYL.) W/CLOSED VENT ..	5646190	1	3.01	ADAPTER, VENT VLV (CV-214)
64-66	Y W/CLOSED VENT., A.I.R. (EXC. F.I.)	3849856	1	1.20	ARRESTOR, FLAME
64-65	Y W/F.I.	3857476	1	1.90	ARRESTOR, FLAME C/CASE VENT
67-68	Y (327, 427) (EXC. 3/2BC)	3849856	1	1.20	ARRESTOR, FLAME
67	Y (427) W/3/2BC	3857476	1	1.90	ARRESTOR, FLAME C/CASE VENT
69-72	Y	3849856	1	1.20	ARRESTOR, FLAME
53-81	Y	3829150	1	2.55	CONNECTOR (1 1/8" LONG)
53-81	Y	3856955	1	3.70	CONNECTOR (5 16/32" LONG)
64-76	Y	555214	1	1.55	CONNECTOR (11 3/16" LONG)
65-73	Y	3868842	1	2.10	CONNECTOR (1 5/8" LONG)
68-74	Y	3923260	1	1.65	CONNECTOR (3 1/4" LONG)
78-81	Y	472852	1	2.25	CONNECTOR, C/CASE VENT HOSE (2" LONG)
76-82	Y	391095	AR	1.45	ELBOW, VENT PIPE(RUBBER GROMMET) .
63	Y (8 CYL.)	3831671	1	.82	GROMMET, VENT. HOSE CONN (NOTE 1)
65-71	Y	3894337	AR	.31	GROMMET (15/16 I.D. X 1 7/32 O.D.) ...
65-67	Y (396, 427) (EXC. SP. H/PER.) ..	3989347	1	.43	GROMMET, VENT VLV
66-67	Y (427) W/SP. H/PER.	3989347	1	.43	GROMMET, VENT PIPE, VENT VALVE ...
68-69	Y (EXC. 396, 427)	3989344	AR	.43	GROMMET, C/CASE VENT
68-70	Y (427, 454)	3989347	1	.43	GROMMET, VENT. PIPE, VENT. VALVE ...
69	Y (350)	3989348	RH	.66	GROMMET, VENT (3/4" X 3/8")
70-82	Y	3989350	AR	.66	GROMMET (23/32" X 1 3/16")
70-71	Y (350) (EXC. H/PER., SP. H/PER.) ..	3989344	AR	.43	GROMMET, VENT HOSE R.H. (23/32 I.D. X 1 7/32 O.D.)
70-71	Y (350) W/H/PER., SP. H/PER. .	3989348	RH	.66	GROMMET, VENT (3/4" X 3/8")
71-72	Y	3989348	RH	.66	GROMMET, VENT (3/4" X 3/8")
71-74	Y (454)	3989347	1	.43	GROMMET, VENT (23/32" I.D. X 1 7/16" O.D.)
75-82	Y	3989348	RH	.66	GROMMET, VENT (3/4" X 3/8")
75-78	Y (350) (EXC. H/PER.)	3989344	AR	.43	GROMMET, VENT HOSE R.H. (23/32 I.D. X 1 7/32 O.D.)
75-80	Y W/SP. H/PER.	3989349	LH	.75	GROMMET, VENT. (3/4" X 3/8")
81-82	Y	3989349	LH	.75	GROMMET, C/CASE VENT (3/4 ID X 3/8 OD)
76-79	Y (EXC. SP. H/PER.)	336018	1	.45	NIPPLE, VENT TO MANIF HOSE (1/14"-18)
82	Y(5.7)	336018	1	.45	NIPPLE, C/CASE VENT TO MANIF HOSE (1/14"-18)
82	Y	14047089	1	6.10	NUT, OIL FILL TUBE
64-67	Y	3989020	1	1.10	TEE, C/CASE VENT HOSE (3/8-18 PIPE THDS ONE 3/8 HOSE)
64-65	Y (8 CYL.) W/P.G., ALL WEATHER A.C.	336015	1	1.65	TEE, VAC. INLET MANIFOLD (3/8-18 THDS. AND TWO 1/4 HOSE TAKE-OFFS) (3.278)
70-71	Y (350) W/E.E.C.	3970076	1	2.00	TEE, C/CASE VENT HOSE
73	Y (EXC. SP. H/PER.)	3970076	1	2.00	TEE, EVAP EMISSION HOSE
80-81	Y (350) W/M.T. (M18)	1234292	1	7.65	TEE, HOSE (4.931)
55-62	Y (8 CYL.)	3711724	1	2.40	TUBE, W/BACKET, FILLER (6 13/32" LONG)
63	Y (EXC. SP. H/PER., F.I.)	3828367	1	9.75	TUBE, FILLER
63	Y W/SP. H/PER.	3834118	1	9.15	TUBE, FILLER (CHROME)
64-65	Y (EXC. SP. H/PER., F.I.)	3846123	1	7.65	TUBE, FILLER
64-65	Y (327) W/SP. H/PER., F.I.	3846102	1	8.25	TUBE, FILLER
66-67	Y (327) (EXC. SP. H/PER.)	3888356	1	6.15	TUBE, OIL FILLER
66-67	Y (327) W/SP. H/PER.	3888362	1	11.30	TUBE, OIL FILLER (CHROME)
68	Y (EXC. 396,427)	3923234	1	5.65	TUBE, OIL FILLER
82	Y	14047081	1	9.80	TUBE, OIL FIL
62	Y (8 CYL.) W/CLOSED VENT. (EXC. 283)	6421934	1	3.00	VALVE, VENT (9CV-590)
63-64	Y (327) (1ST DESIGN)	6421934	1	3.00	VALVE, VENT (9CV-590)
63-64	Y (427) (EXC. 3/2BC) (1ST DESIGN)	6423695	1	N.L.	VALVE, VENT (CV-736C)
66	Y (327)	6422721	1	4.19	VALVE, VENT (CV-726C)

COOLING-GRILLE-OIL SYSTEM

1.745 ADAPTER-ARRESTOR-CONNECTOR -ELBOW-GROMMET-NIPPLE-NUT-TEE-TUBE-VALVE-VENTILATOR , Crankcase (Con't)

66-67	Y (427) (EXC. 3/2BC) (1ST DESIGN)	6423695	1	N.L.	VALVE, VENT (CV-736C)
66-68	Y (427) W/SP. H/PER. (2ND DESIGN)	6423695	1	N.L.	VALVE, VENT (CV-736C)
68-70	Y (427) W/H.D.	6484525	1	2.69	VALVE, VENT (CV-746C)
69-72	Y (8 CYL.) (EXC. H.D. 427, 454, SP. H/PER. 350)	6423695	1	N.L.	VALVE, VENT (CV-736C)
70-73	Y (350) W/SP. H/PER.	6484525	1	2.69	VALVE, VENT (CV-746C)
73	Y (EXC. SP. H/PER.)	6487532	1	2.69	VALVE, C/CASE VENT
74-75	Y (EXC. SP. H/PER)	6487779	1	N.L.	VALVE, C/CASE VENT (CV-774C)
74-80	Y (350) W/SP. H/PER.	6487945	1	3.14	VALVE, C/CASE VENT (CV-775C)
76-80	Y (350) (EXC. SP. H/PER.)	6487779	1	N.L.	VALVE, C/CASE VENT (CV-774C)
80	Y (305)	6487779	1	N.L.	VALVE, C/CASE VENT (CV-774C)
81	Y (350)	6487779	1	N.L.	VALVE, C/CASE VENT (CV-774C)
82	Y	25040026	1	N.L.	VALVE, C/CASE VENT
55-67	Y (265,283,327)	3728502	1	23.00	VENTILATOR (MTD. INSIDE OF ENGINE 5 3/4" L.G.)

1.750 SCREW, Oil Filler Tube

82	Y	1623814	AR	.57	SCREW, W/CON TT LK WA(M10X1.5X35)
----	---	---------	----	-----	-----------------------------------

1.758 CAP-GASKET, Crankcase Oil Filler

53-55	Y (6 CYL.)	6410893	1	1.57	CAP
55	Y (8 CYL.)	6419440	1	4.20	CAP (AIR BREATHER TYPE FB8)
63-65	Y (EXC. 396)	3714893	1	1.60	CAP
65-67	Y (396, 427)	6410893	1	1.57	CAP
66-67	Y (327) W/SP. H/PER.	3881834	1	2.00	CAP
66	Y (427) (EXC. SP. H/PER.)	3714893	1	1.60	CAP
67-68	Y	3881834	1	2.00	CAP
68-70	Y (427, 454)	3851735	1	2.50	CAP (CHROME)
69-80	Y	6410893	1	1.57	CAP (TYPE FC-2)
69-81	Y (350) W/SP. H/PER.	3851735	1	2.50	CAP (CHROME)
71	Y (350)	3980273	1	N.L.	CAP, RUBBER PUSH ON TYPE
71-76	Y (454)	3980273	1	N.L.	CAP
81	Y	6410893	1	1.57	CAP (TYPE FC-2)
81	Y(350)	3851735	1	2.50	CAP, OIL FILLER
82	Y	14047082	1	2.95	CAP, OIL FIL
63-65	Y	3723688	1	.32	GASKET (CORK)

1.762 HOSE-PIPE-TUBE, Crankcase Ventilation

NOTE 1: IT MAY BE NECESSARY TO CUT 6-1/2" FROM LOWER END TO TUBE ASM.

NOTE 2: IT MAY BE NECESSARY TO CUT 1" FROM THE 1-1/8" END.

67	Y (427) W/SP. H/PER.	3902350	1	3.70	HOSE, VENT TO A/CL
68-72	Y (EXC. 427,454)	3932336	1	4.40	HOSE, C/CASE VENT A/CL TO RKR CVR (NOTE 2)
68	Y (427) W/3/2BC, SP. H/PER.	3880362	1	3.85	HOSE, TO A/CL
68-72	Y (427, 454) (EXC. 3/2BC, SP. H/PER., H.D.)	3916380	1	3.50	HOSE, TO A/CL
73-75	Y	3905067	1	7.80	HOSE, TO A/CL (3.675)
82	Y	14045839	1	2.55	HOSE, C/CASE VENT
73-75	Y (350)	330534	1	4.40	PIPE
73-74	Y (454)	330523	1	4.25	PIPE
76-81	Y	3970072	1	1.50	PIPE (5 3/4")
61-62	Y (283, 327) (EXC. CLOSED VENT.)	3776635	1	8.20	TUBE (NOTE 1)
66-67	Y (327) (EXC. SP. H/PER.)	3902402	1	9.20	TUBE, VENT TO A/CL
82	Y	14045840	1	4.50	TUBE, C/CASE VENT

1.800 FITTING-SENDER-SENSOR-SWITCH-TRANSDUCER, Oil Pressure or Temperature

68-72	Y	6461492	1	5.50	FITTING, GAGE ADAP
73-77	Y	14039612 647034	1	15.25	SENDER
82	Y	14043217	1	15.60	SENDER, OIL PRESS
81-82	Y W/STEREO, C.B.	25036292	1	9.57	SENSOR, OIL TEMP
77-79	Y (EXC. GAGES)	3815936	1	N.L.	SWITCH
74-79	Y (EXC. SP. H/PER.)	3815936	1	N.L.	SWITCH
76-81	Y W/GAGES	14039612 647034	1	15.25	TRANSDUCER

1.803 BRACKET-BUSHING-ELBOW-FITTING-GAGE-HOSE -PIPE-WASHER, Oil Pressure Gage

70-72	Y (454)	3954228	1	.50	BRACKET, GAGE PIPE
74-79	Y	14022026	1	4.25	BUSHING, OIL PRESS SENDER
69-72	Y (396, 427, 454) (EXC. SP. H/PER., H.D.)	3954219	1	2.55	ELBOW, SW

COOLING-GRILLE-OIL SYSTEM

1.803 BRACKET-BUSHING-ELBOW-FITTING-GAGE-HOSE -PIPE-WASHER, Oil Pressure Gage (Con't)

80-81	Y	3954222	1	3.55	FITTING, SENDER
81-82	Y	14047147	1	3.25	FITTING, OIL PRESS GA
68-73	Y	6462928	1	29.23	GAGE
74	Y	6464081	1	19.04	GAGE
75-76	Y	6464285	1	17.61	GAGE, W/RES
77	Y	6464854	1	16.10	GAGE, W/RES
78-82	Y	25025147	1	17.10	GAGE, W/RES
81-82	Y	8993761	1	24.91	GAGE, W/BK PLT
73	Y (350)	3906192	1	2.70	HOSE (5/64 I.D. X 1/8 O.D. W/5/16-24 INT. THREAD NUT EACH END) (BLACK NYLON)
70-72	Y (454)	3961560	1	4.70	PIPE, GAGE
82	Y	6455751	AR	.19	WASHER, GAGE MOUNTING(3.108)

1.836 ELEMENT-FILTER, Oil Filter

NOTE 1: SOME 1968 MODELS USED 1967 ENGINES, REFER TO NOTE NO. 4 IN GROUP 0.033.

NOTE 2: CONSISTS OF 12 SINGLE ELEMENTS 5574540.

55	Y (8 CYL.)	5572288	1	7.80	ELEMENT (AC-P-115) TYPE SC-353 (1 QT. CAP.)
58-67	Y (8 CYL.)	5574540	1	N.L.	ELEMENT (AC-PF-141) (PM-16-1) (1 QT. CAP) (FLEET PACK) (REPLACEABLE ELEMENT)
58-67	Y (8 CYL.)	5576054	1	5.08	ELEMENT (FLEET PACK) (TYPE 12-141) (NOTE 2)
68-82	Y	6438261	1	N.L.	FILTER, OIL(PF25) (NOTE 1)

1.837 BODY-VALVE, Oil Filter

56-67	Y (8 CYL.)	5574535	1	18.22	BODY, W/STUD (1 QT. CAP)
56-67	Y (8 CYL.)	5573979	1	16.83	VALVE, BY PASS (1 QT. CAP)
69-70	Y (427) W/AL. CYL. AND CASE	5575416	1	2.38	VALVE, BY PASS

1.840 ADAPTER-BOLT, Oil Filter

NOTE 1: SOME EARLY 1968 MODELS USED 1967 ENGINES, REFER TO NOTE NO. 3 IN GROUP 0.033.

NOTE 2: WHEN USING 3952301 IN PLACE OF 3916238 IT IS NECESSARY TO DISCARD THE

ATTACHING SCREWS AND USE TWO 3951644 BOLTS.

68-78	Y (8 CYL.) (EXC. AL. CYL. AND CASE)	3952301	1	6.30	ADAPTER, W/VLV (NOTE 1,,2)
79-82	Y	3952301	1	6.30	ADAPTER, OIL FILTER BY PASS VLV
68	Y (8 CYL.)	3933126	2	.40	BOLT, FILTER ADAPTER (5/16-18 X 1 1/4)


1.844 GASKET, Oil Filter

58-67	Y (8 CYL.)	5573980	1	.45	GASKET, BODY OR CAVITY CVR
82	Y	14047090	1	.57	GASKET, OIL FILL TUBE

1.855 CONNECTOR, Oil Filter

69	Y (427) W/AL. CYL. AND CASE	3853870	1	1.70	CONNECTOR, ELEMENT TO ENG
----	-----------------------------	---------	---	------	---------------------------

[illegible]



**GM REFERENCE
1976 THRU 1979
RADIATOR CHART**

PRODUCTION RADIATOR CODE	SERVICE NUMBER	PRODUCTION RADIATOR CODE	SERVICE NUMBER	PRODUCTION RADIATOR CODE	SERVICE NUMBER	PRODUCTION RADIATOR CODE	SERVICE NUMBER
AA	3031551	CT	3030910	EM	3033326	HL	3038863
AC	3031551	CU	3030100	EN	3030125	HM	3038863
BA	3035459	CV	3031446	EO	3030125	HN	3038863
BB	3035459	CW	3030100	EP	3030125	HO	3038863
BC	3035459	CX	3030100	ES	3030128	HP ⁽²⁾	3033825
BD	3035459	CY	3030100	ET	3030125	HQ	3033825
BF	3035459	CZ	3030100	EU	3030125	HR	3033825
BH	3035459	DA	3031657	FA	3032109	HS	3033825
BI	3035459	DB ⁽¹⁾	3031657	FB	3032109	HT	3037633
BJ	3040815	DC	3031657	FC	3032109	HU	3038868
BK	3035459	DD	3041394	FD	3031059	HW ⁽³⁾	3034803
BL	3035459	DF	3031657	FF	3031058	HX ⁽¹⁾	3038868
BM	3035459	DG	3031657	FI	3031059	HY	3038868
BN	3035459	DH ⁽¹⁾	3036408	FJ	3031058	HZ	3038868
BO	3035459	DI	3036408	FK	3030837	LA	3030125
BP	3037822	DJ	3036408	FM	3033326	LB	3040994
BR	3037822	DK	3046408	FN	3031058	LC	3030125
BS	3037823	DL	3041394	FO	3031059	LD	3030125
BU	3040815	DM	3041394	FP	3043083	LG	3030128
BW	3035459	DN	3041394	FQ	3031058	LH	3030125
CA	3030910	DO	3041394	FR ⁽²⁾	3031058	LJ	3030125
CB	3030910	DP	3041394	FS	3030837	LK	3039053
CC	3033759	DR	3041394	FT	3042475	LL	3030125
CD	3030100	DS	3041394	FU	3032109	LM	3040994
CE	3030100	DT	3041394	FW ⁽²⁾	3031058	LO	3031644
CF	3043525	DU	3031657	FX	3031058	LQ	3030128
CG	3030910	DV	3031657	FY	3031058	LR	3039053
CH	3030100	DW	3031657	FZ	3036403	LS	3031644
CI	3030100	DX ⁽¹⁾	3030108	HA	3037633	LT	3030128
CJ	3033759	DY	3041394	HB	3037633	LU	3030125
CK	3030100	DZ ⁽²⁾	3041403	HC	3041743	LV	3030125
CL	3030100	EC	3030125	HD	3041743	LW	3030125
CM	3030100	ED	3030125	HE	3041181	LY	3030125
CN	3030100	EE	3031644	HG	3033817	MC	3030199
CO	3030910	EG	3030125	HH	3033817	MH	3035558
CP	3030142	EH	3033326	HI	3037633	MI	3035558
CR	3030100	EJ	3030125	HJ	3037633	MJ	3035558
CS	3033784	EK	3030125	HK ⁽⁵⁾	3037633	MK	3035558

**GM REFERENCE
1976 THRU 1979
RADIATOR CHART
(Continued)**

GM29

PRODUCTION RADIATOR CODE	SERVICE NUMBER	PRODUCTION RADIATOR CODE	SERVICE NUMBER	PRODUCTION RADIATOR CODE	SERVICE NUMBER	PRODUCTION RADIATOR CODE	SERVICE NUMBER
ML	3035856	PH	3038045	TN	3036576	XH	3037853
MR	3041007	PJ	3038045	TO	3036576	XK	3030217
MS	3041007	PK	3038045	TP	3036576	XJ	3039111
MT	3040956	PL	3038045	TR [®]	3036657	XL	3031067
MU	3040956	PM	3038045	TS	3036657	XM	3030217
MW	3041007	PN	3038045	TT	3039932	XN	3030223
MX	3041067	PO	3038045	TU	3040829	XO	3030223
MY	3041067	PP	3038057	TW	3040833	XP	3030222
MZ	3041067	PR	3038057	TX	3040833	XQ	3030223
MT	3041067	PS [®]	3038057	TY	3040833	XR	3039115
MZ	3041067	PT	3038057	TZ	3040833	XS [®]	3031067
NA	3039648	PU	3038057	UA	3034921	XT	3039115
NB	3039650	PX	3038057	UD	3036657	XU	3039117
NC ^②	3030123	PY	3038057	UE	3034918	XV	3027207
NF	3042251	RA	3037877	UF	3039525	XW	3027208
NI	3025911	RB	3037878	UG	3039525	XX	3039117
NN	3037084	RC	3037877	UH	3034963	XY	3028734
NO	3037084	RD	3037878	UI [®]	3033389	YA	3036977
NP	3037084	RF	3036890	UJ ^⑦	3034963	YB	3036977
NR	3037084	RH	3036990	UK ^⑦	3034963	YC	3036977
NS	3037084	RK	3036991	UL	3038868	YD	3036977
NT	3037582	RL	3041014	UM	3034918	YF	3035447
NU	3037084	RN	3040957	UN	3034918	YH	3035697
NW	3037582	RO	3041014	UO	3038868	YI	3035534
NX	3036977	RS	3039184	UR	3037096	YJ	3035534
NY	3036977	RT	3039463	US ^⑬	3037309	YK	3035534
NZ ^③	3025911	RU	3037910	UT	3038868	YL	3037084
OA	3030100	SA	3030910	UU	3039932	YM	3035447
OB	3031988	SB	3033759	UW	3039525	YN	3035697
OC	3030910	SC ^⑭	3033784	UX	3039525	YO	3035697
OD	3031988	SD ^⑭	3035138	UY	3039525	YR	3036977
OE	3030100	SF ^⑮	3037488	UZ	3039525	YS	3035447
OF	3030100	SH	3041727	WA	3030475	YT	3035447
OG	3030100	SI	3030100	WB	3030476	YU	3035447
OH	3030910	SJ ^⑮	3030100	WC	3039704	YW	3036977
OJ	3030100	SK	3030100	WD	3039704	YX	3036977
OK	3031446	SL	3037433	WE	3031992	YY	3036977
OL	3030142	SM ^⑯	3037488	WF	3039704	YZ	3035447
OM	3030142	SN	3041731	WG	3031992	ZA	3038057
ON	3030142	SO	3040896	WJ	3030475	ZB	3038057
OO	3037669	SP	3040896	WK	3031992	ZC	3038057
OQ	3031989	SR	3040896	WM	3039665	ZD	3038057
OR	3030100	SS	3040896	WN	3039665	ZF	3038057
OS	3030142	ST	3036576	WO	3039665	ZJ	3038069
OT ^④	3030142	SU	3036576	WP	3039665	ZK	3038069
OU	3030142	TA	3036567	WR	3039111	ZL	3038069
OV	3030142	TB	3036568	WS	3039111	ZM	3038069
OW	3030100	TC	3036568	WT	3039115	ZN	3038069
OX	3030143	TD	3040833	WU	3039704	ZO	3038069
OY	3030100	TF	3040833	WW	3039731	ZP	3040821
OZ	3032114	TH	3040833	WX	3039731	ZR	3038069
PA	3038045	TI	3040833	WZ	3039665	ZS	3038069
PB ^④	3038045	TJ	3036581	XA ^⑰	3036736	ZW	3030437
PC ^⑥	3038045	TK	3036581	XC	3036736	ZY	3030437
PD ^⑦	3038045	TL ^⑱	3036581	XD	3036739		
PF	3038045	TM	3036576	XF	3030223		

① FOR 76 & 77 MODELS USE - 3036656

② FOR OLDSMOBILE USE - 3039650

③ FOR OLDSMOBILE USE - 3038816

④ FOR PONTIAC USE - 3027578

⑤ FOR CHEVY T-CAR USE - 3036567

⑥ FOR ALL ENGINES (EXC. 301, 305U) USE - 3027578

⑦ FOR CHEVROLET B-CAR USE - 3027578

⑧ FOR OLDSMOBILE USE - 3031446

⑨ FOR BUICK USE - 3039932, FOR CHEVROLET USE - 303496 NR

⑩ FOR 78 & 79 MODELS USE - 3039115

⑪ FOR 79 USE - 3041394

⑫ FOR 79 USE - 3031181 NR

⑬ FOR 79 USE - 3041743

⑭ FOR 79 USE - 3036576

⑮ FOR 79 USE - 3041727

⑯ FOR 79 USE - 3041731

⑰ FOR 79 USE - 3038868

⑱ FOR 79 USE - 3042243


⑲ FOR 79 USE - 3042072

⑳ FOR CHEVETTE USE - 3040829

㉑ FOR CHEVROLET USE - 3043083

㉒ FOR CHEVROLET USE - 3043087

㉓ FOR BUICK A, B (231-3) w/GU4, GU5 AC
(EXC V08) USE 3041394



**GM REFERENCE
1980-81 RADIATOR CHART**

PRODUCTION RADIATOR CODE	SERVICE NUMBER	PRODUCTION RADIATOR CODE	SERVICE NUMBER	PRODUCTION RADIATOR CODE	SERVICE NUMBER	PRODUCTION RADIATOR CODE	SERVICE NUMBER
AA	3042661	CF	3043525	FB	3043076	MC	3043406
AB	3042661	CH	3043530	FC	3043076	MD	3043391
AC	3042661	CJ	3047999	FD	3043079	MF	3043390
AD (13)	3046479	CK	3043530	FH	3043076	MH	3043406
AF	3042661	CL	3043525	FJ	3043077	MJ	3043390
AH	3042661	CM	3047999	FL	3043076	MK	3043390
AJ	3043070	CN	3048001	FM	3043077	ML	3043391
AK	3042661	CO	3048001	FN	3043083	MM	3043390
AL	3042675	CP	3043525	FP	3043083	MN	3043391
AM	3042668	CS	3043527	FR	3043083	MO	3043391
AN	3042668	CU	3043527	FS	3043084	MP	3043390
AO	3042668	CY	3043530	FT	3043084	MR	3043390
AP	3042668	DA	3042776	FU	3043086	MS	3043396
AR	3042675	DB	3042777	FW	3043087	MT	3043396
AS	3042675	DC	3043361	FX	3043086	MU	3043406
AT	3042668	DD	3043360	HG	3033817	MW	3043406
AU	3042668	DF	3043361	HW	3041743	MX	3043406
AW	3042668	DH	3043213	LA	3046789	MY	3043406
AX	3043070	DJ	3043214	LB	3046789	MZ	3043390
AY	3042661	DK	3043201	LC	3043876	ND	3042650
AZ	3042675	DL	3043201	LD	3043877	NF	3042920
BA	3042930	DM	3043211	LF	3043877	NH	3042920
BB	3042930	DN	3043211	LH	3043879	NJ	3042650
BC	3043350	DO	3043801	LJ	3043881	NK	3042650
BD	3042931	DP	3042935	LK	3043881	NL	3042650
BJ	3042930	DR	3043357	LL	3043877	NM	3042650
BK	3042934	DS	3043382	LM	3043880	NN	3042650
BL	3042934	DT	3043801	LN	3043869	NR	3042928
BM	3043351	DU	3043801	LO	3046776	NU	3042928
BN	3043353	DW	3043802	LR	3047101	NW	3042928
BO	3043354	DX	3043801	LS	3047101	NY	3043213
BP①	3043355	DY	3043390	LT	3043866	NZ	3043214
BR	3042931	DZ	3043801	LU	3047100	OA	3043408
BS①	3043355	EU	3050254	LW	3047100	OB	3043408
BT⑤	3043358	EW	3042685	LX	3047100	OC	3043418
BX	3042934	EX	3042658	LY	3045973	OD	3043799
BY	3042934	EZ	3042926	LZ	3045974	OF	3043411
BZ	3042934	FA	3043076	MB	3043382	OH	3043408

GM REFERENCE
1980-81 RADIATOR CHART
(Continued)


GM31

PRODUCTION RADIATOR CODE	SERVICE NUMBER	PRODUCTION RADIATOR CODE	SERVICE NUMBER	PRODUCTION RADIATOR CODE	SERVICE NUMBER	PRODUCTION RADIATOR CODE	SERVICE NUMBER
PB	3042658	WX ^⑨	3039731				
PC	3042658	WY ^⑪	3039704				
PD	3042658	WZ ^⑫	3039665				
PF	3042658	XB	3043406				
PH	3042658	XC	3043391				
PJ	3042658	XJ	3046773				
PK	3042658	XV	3027207				
PL	3042659	XW	3027208				
PM	3042658	XY	3028734				
PS	3042926	YA	3043206				
PV	3042926	YB	3043206				
PX	3042926	YC	3043206				
PY	3042926	YD	3043206				
PZ	3042926	YF	3043206				
RM	3043402	YH ^③	3043209				
RN	3043403	YJ ^③	3043209				
RO	3043402	YK ^③	3043209				
RP	3043403	YL ^③	3043209				
RT	3043404	YM ^④	3043209				
RU	3043405	YO	3048393				
SF	3041727	ZA	3043089				
SH	3047192	ZB ^②	3042950				
SW	3047192	ZC	3043362				
TB	3040829	ZD	3048053				
TC	3040829						
TK	3036581						
TL	3040829						
TU	3040829						
TW	3040833						
TX	3040833						
TY	3040833						
TZ	3040833						
UG	3039525						
US	3041743						
UU	3039932						
UY	3039525						
UZ	3039525						
WA	3045972						
WB	3045972						
WC ^⑥	3039704						
WD ^⑦	3039704						
WF ^⑧	3039704						
WH	3043865						
WJ	3047103						
WK	3047103						
WL	3047103						
WM ^⑬	3039665						
WN ^⑬	3039665						
WO ^⑬	3039665						
WP ^⑬	3039665						
WR	3043865						
WS	3043872						
WT	3043874						
WU	3039704						
WW	3046773						

① FOR 1981 USE 3043212
② FOR 1981 USE 3043089
③ FOR 1981 PONTIAC USE 33046783, TRUCK USE 3047103
④ FOR 1981 USE 3046784
⑤ FOR 1981 USE 3042931
⑥ FOR 1981 USE 3046770
⑦ FOR 1981 USE 3046771

⑧ FOR 1981 USE 3043865
⑨ FOR 1981 USE 3046774
⑩ FOR 1981 USE 3047932
⑪ FOR 1981 USE 3046775
⑫ FOR 1981 USE 3043874
⑬ FOR 1981 USE 3042661
⑭ FOR 1981 USE 3043872

COOLANT - GRILLE - OIL SYSTEM



**GM REFERENCE
1982 RADIATOR CHART**

PRODUCTION RADIATOR CODE	SERVICE NUMBER	PRODUCTION RADIATOR CODE	SERVICE NUMBER	PRODUCTION RADIATOR CODE	SERVICE NUMBER	PRODUCTION RADIATOR CODE	SERVICE NUMBER
AA	03042661	DD	03043360	JZ	03052288	SC	03048156
AB	03042661	DH	03043213	LA	03051137	SF	03053192
AC	03042661	DJ	03043214	LB	03051137	SH	03053192
AD	03042661	DK	03043201	LD	03043877	SJ	03048159
AF	03042661	DM	03043211	LJ	03051136	SK	03048159
AH	03042661	DP	03042935	LK	03051136	SM	03049123
AJ	03043070	DR	03043357	LN	03043869	SP	03050252
AK	03042661	FA	03043076	LO	03046776	SR	03050252
AY	03042661	FB	03043076	LS	03047101	SS	03050253
BA	03042930	FC	03043076	LT	03043866	SU	03052034
BB	03042930	FD	03043079	LU	03043870	SW	03052752
BD	03042931	FE	03043083	LX	03043870	SX	03052752
BF	03052773	FJ	03043077	LY	03045973	SY	03052753
BH	03052773	FK	03053440	LZ	03045974	SZ	03053192
BJ	03042930	FL	03043076	NA	03042650	TA	03048521
BK	03042934	FM	03043077	NB	03053138	TB	03048521
BM	03043351	FN	03051048	ND	03042650	TL	03040829
BN	03043353	FO	03051049	NK	03042650	TU	03040829
BO	03043354	FR	03043083	NL	03042650	TW	03040833
BP	03043212	FS	03043084	NM	03042650	TX	03040833
BR	03042931	FU	03043086	NN	03042650	TY	03040833
BS	03043212	HA	03049205	NR	03042928	TZ	03040833
BT	03042931	HB	03049205	NU	03042928	UA	03048772
BY	03042934	HC	03049205	NW	03042928	UB	03048772
CF	03043525	HD	03049205	OM	03043415	UC	03048774
CH	03043530	HE	03049205	PL	03042659	UD	03050260
CJ	03047999	HH	03049205	PS	03042926	UF	03048776
CK	03043530	HK	03049205	PW	03042926	UH	03048776
CL	03043525	HL	03047198	PX	03042926	UJ	03048778
CM	03048000	HM	03049266	PY	03042926	UK	03048778
CN	03048001	HN	03049266	PZ	03042926	UL	03050260
CO	03048001	HO	03049266	RB	03051136	WA	03045972
CP	03043525	HP	03049266	RB	03051136	WB	03045972
CR	03048003	HR	03049231	RC	03051137	WC	03046770
CS	03043527	HS	03049231	RC	03051137	WD	03046771
CT	03048003	HT	03049231	RM	03043402	WF	03043865
CU	03043527	HU	03049231	RO	03043402	WH	03043865
DA	03042776	HY	03049266	SA	03048155	WK	03047103
DC	03043361	JX	03050860	SB	03048155	WL	03047103

GM REFERENCE
1982 RADIATOR CHART
(CONTINUED)

PRODUCTION RADIATOR CODE	SERVICE NUMBER	PRODUCTION RADIATOR CODE	SERVICE NUMBER	PRODUCTION RADIATOR CODE	SERVICE NUMBER	PRODUCTION RADIATOR CODE	SERVICE NUMBER
WM	03043872						
WN	03043872						
WO	03043874						
WP	03043874						
WR	03043865						
WS	03043872						
WT	03043874						
WW	03046773						
WX	03046774						
WY	03046775						
XB	03050783						
XC	03050783						
XD	03050785						
XF	03050783						
XH	03050471						
XL	03043870						
XM	03049171						
XN	03049173						
XO	03049173						
XP	03045972						
XR	03045972						
XS	03050471						
XU	03050473						
XV	03027207						
XW	03027208						
XX	03050753						
XY	03028734						
YA	03050108						
YB	03050108						
YC	03052242						
YD	03052242						
YF	03052242						
YH	03052242						
YK	03047103						
YL	03052242						
YR	03050265						
YS	03050265						
YW	03047803						
ZA	03043089						
ZB	03043089						
ZF	03050452						
ZH	03050453						
ZM	03053231						
ZN	03053537						
ZO	03049621						
ZP	03050421						
ZR	03049480						
ZS	03049482						
ZT	03049482						
ZU	03049483						
ZW	03049617						
ZX	03049617						
ZY	03049621						
ZZ	03049622						

**1976 — RADIATORS (1.219)
CORVETTE**

VIN ENGINE CODE		L	X
ENGINE SIZE		350	350
ENGINE OPTION		1-L48	1-L82
SERIES	USAGE		
Y	(CODE MC, MD, ME, MG)	3030199	3030199
Y	(CODE MH, MI, MJ, MK, ML)	3035558	
Y	(EXC. A.C.) (CODE MH, MI, MJ, MK, ML)		3035558
Y	w/A.C. (CODE MH, MI, MJ, MK, ML)		3035556

**1977 — RADIATORS (1.219)
CORVETTE**

VIN ENGINE CODE		L	X
ENGINE SIZE		350	350
ENGINE OPTION		1-L48	1-L82
SERIES	USAGE		
Y	(EXC. V01)	3035558	
Y	w/V01	3035856	
Y	(EXC. A.C./V01)		3035558
Y	w/A.C./V01		3035556

**1978 — RADIATORS (1.219)
CORVETTE**

VIN ENGINE CODE		L	X
ENGINE SIZE		350	350
ENGINE OPTION		1-L48	1-L82
SERIES	USAGE		
Y	(EXC. V01)	3035558	
Y	w/V01	3035856	
Y	(EXC. A.C./V01)		3035558
Y	w/A.C.		3035856

**1979 — RADIATORS (1.219)
CORVETTE**

VIN ENGINE CODE		L	X
ENGINE SIZE		350	350
ENGINE OPTION		1-L48	1-L82
SERIES	USAGE		
Y	(EXC. V01)	3043083	
Y	w/V01	3038087	
Y			3038087

**1980 — RADIATORS (1.219)
CORVETTE**

VIN ENGINE CODE		H	L	X
ENGINE SIZE		305	350	350
ENGINE OPTION		LG4	L48	L82
SERIES	USAGE			
Y	(EXC. V08)	3043083	3043083	
Y				3043087
Y	w/V08	3043087	3043087	

**1981 — RADIATORS (1.219)
CORVETTE**

VIN ENGINE CODE		6
ENGINE SIZE		350-6
ENGINE OPTION		L81
SERIES	USAGE	
Y	(EXC. V08)	3043083
Y	w/V08	3048087

**1982 — RADIATORS (1.219)
CORVETTE**

VIN ENGINE CODE		8
ENGINE SIZE		5.7
ENGINE OPTION		L83
SERIES	USAGE	
Y	(EXC. V08)	3043083
Y	w/V08	3053440

NOTES

1953-1966 FAN BELT CHART

CORVETTE

Belt No.	Length	Belt No.	Length	Belt No.	Length
⁷ / ₁₆ " WIDE		9433734	41		
9433714	30 ¹ / ₂	3953778	43 ¹ / ₄	3952336	31 ⁷ / ₈
9433716	30 ³ / ₄	9433741	44 ¹ / ₂	9433738	43 ¹ / ₄
9433717	32 ¹ / ₂	9433748	47 ¹ / ₂	3999272	45 ³ / ₄
		3932330	52 ¹ / ₄	9433751	49 ¹ / ₂
9433720	33 ¹ / ₂	9433759	53	9433752	50
		9433761	54	9433757	52 ¹ / ₂
9433723	35 ¹ / ₈	9433762	55	3845654	53 ¹ / ₂
9433725	36 ¹ / ₂	3917208	56	9433766	57
9433728	37 ¹ / ₂	9433766	57	9433769	58
3915962	38	9433722	34 ³ / ₈	9433743	45 ¹ / ₂
9433764	55 ¹ / ₂				

1967 FAN BELT CHART

NOTE See charts at beginning of group for belt dimensions and prices.

CORVETTE

Generator	Water Pump	Power Steering Pump	Air Conditioning Compressor	Air Injection Reactor Pump
327 9433759		9433725	9433722	(exc. C.A.C.) 9433748 (w/C.A.C.)
327 Sp. H/Per. (exc. C.A.C., P/S) 9433722		(exc. C.A.C.) 9433632		(w/C.A.C.)
P/S 9433761 C.A.C. (exc. P/S) 3932330 427 H/Per.	9433722	(w/C.A.C.) 9433725	9433757	(exc. P/S) 9433716 (exc. C.A.C.) 9433720
(exc. P/S, C.A.C.) 3917208		(exc. C.A.C.) 9433716		(C.A.C. w/P/S)
C.A.C. (exc. P/S) 9433761	(exc. C.A.C.) 9433722	(Gen. to Pump)		(exc. C.A.C.) 9433720
P/S (exc. C.A.C.) 9433716	(w/C.A.C.) 9433717	(w/C.A.C.) 9433716	9433743	(w/C.A.C.) 9433716
P/S w/C.A.C. 9433716		(Gen. to Pump) (w/C.A.C.) 3953778		
427 Sp. H/Per. (exc. P/S) 3917208 9433716	P/S 9433722	9433716 (Gen. to Pump) 9433632	9433735	9433720

1968 FAN BELT CHART

V28

CORVETTE

Generator	Water Pump	Power Steering Pump	Air Conditioning Compressor	Air Injection Reactor Pump
327 9433759	9433723	9433725		(exc. C.A.C.) 9433720
327 Sp. H/Per. C.A.C. (exc. P/S) 3932330 (C.A.C. w/P/S) 9433761 (exc. C.A.C., P/S) 9433759 427 H/Per. (exc. C.A.C., P/S) 9433762 C.A.C. (exc. P/S) 9433761	9433722	(w/C.A.C.) 9433725 (exc. C.A.C.) 9433743		(exc. C.A.C.) 9433720 (w/C.A.C.) 9433720
P/S (exc. C.A.C.) 9433716 (P/S w/C.A.C.) 9433716 427 Sp. H/Per. w/P/S 9433716 (exc. P/S) 9433762	(w/C.A.C.) 9433720 (exc. C.A.C.) (T.H.) 9433717	(w/C.A.C.) 9433738 (exc. C.A.C.) 9433741 9433741	9433751	(w/C.A.C.) 9433751 (exc. C.A.C.) 9433716 9433716

(³) 1st design.

(⁴) 2nd design.

1969 FAN BELT CHART

CORVETTE

Generator	Water Pump	Power Steering Pump	Air Conditioning Compressor	Air Injection Reactor Pump
350 (exc. H/Per., Sp. H/Per.) (exc. C.A.C.) 9433761 (w/C.A.C.) 9433759 350 H/Per. 9433759(⁵)	(exc. C.A.C.) 9433723 (exc. C.A.C.) (P/S)	9433725 (w/C.A.C.) 9433725 (exc. C.A.C.) 9433738	9433769 9433769	9433720 9433720

(⁵) Also used on Sp. H/Per.

427 H/Per. (exc. C.A.C., P/S) 9433762 w/P/S (exc. C.A.C. 9433716 (C.A.C. w/P/S) 9433716 427 Sp. H/Per. (exc. P/S) 9433762 (w/P/S) 9433716	3952336 (w/C.A.C.) 9433720 3952336	9433738 9433738	9433752	(exc. C.A.C.) 9433716 9433716 3952336(⁷)
--	--	--------------------	---------	---

(⁷) H.D. Operation.

1970 FAN BELT CHART

V29

CORVETTE

FAN AND GENERATOR

Usage	Part Number	Width— Length
(350) (exc. H/Per., Sp. H/Per., C.A.C.)	9433761	$\frac{7}{16}$ "-54 $\frac{1}{2}$ "
(C.A.C. w/H/Per.) (350)	3932330	$\frac{3}{8}$ "-52 $\frac{1}{4}$ "
w/H/Per. (350) (exc. C.A.C.)	3932330	$\frac{3}{8}$ "-52 $\frac{1}{4}$ "
w/Sp. H/Per. (350)	3845654	$\frac{15}{32}$ "— 53 $\frac{1}{2}$ "
(454) (exc. P/S)	9433714	$\frac{7}{16}$ "-30 $\frac{1}{2}$ "
w/P/S (454)		

POWER STEERING PUMP

(350) (exc. H/Per., Sp. H/Per.), (C.A.C. w/H/Per.) (350)	9433725	$\frac{7}{16}$ "-36"
w/H/Per. (350) (exc. C.A.C.), w/Sp. H/Per. (350), (454)	9433738	$\frac{7}{16}$ "— 43 $\frac{1}{4}$ "

AIR COND. COMPRESSOR

(350)	9433769	$\frac{7}{16}$ "-58"
(454)	3999272	$\frac{15}{32}$ "— 46 $\frac{1}{4}$ "

WATER PUMP AND FAN

(350) (exc. H/Per., Sp. H/Per.)	9433723	$\frac{7}{16}$ "— 35 $\frac{1}{8}$ "
(454)	3952336	$\frac{15}{32}$ "-31 $\frac{7}{8}$ "

1971-72 FAN BELT CHART

FAN AND GENERATOR

Usage	Part Number	Width— Length
350, 454 w/C.A.C.	9433761	$\frac{7}{16}$ "-54 $\frac{1}{2}$ "
350 (exc. C.A.C.)	3932330	$\frac{3}{8}$ "— 52 $\frac{1}{4}$ "
454 w/H/Per. (exc. C.A.C.)	3845654	$\frac{15}{32}$ "— 53 $\frac{1}{2}$ "
454 w/P/S	9433714	$\frac{7}{16}$ "-30 $\frac{1}{2}$ "
454 w/Sp. H/Per. (exc. P/S)	9433762	$\frac{7}{16}$ "-55"

POWER STEERING PUMP

350, 454 w/C.A.C.	9433725	$\frac{7}{16}$ "-36"
350, 454 (exc. C.A.C.)	9433738	$\frac{7}{16}$ "— 43 $\frac{1}{4}$ "

AIR COND. COMPRESSOR

350	9433769	$\frac{7}{16}$ "-58"
454	3999272	$\frac{15}{32}$ "— 45 $\frac{3}{4}$ "

WATER PUMP AND FAN

454	3952336	$\frac{15}{32}$ "— 31 $\frac{7}{8}$ "
-----	---------	---------------------------------------

A.I.R. PUMP

454	9433716	$\frac{7}{16}$ " — $30\frac{3}{4}$ "
-----	---------	--------------------------------------

1973 FAN BELT CHART

FAN AND GENERATOR

Usage	Part Number	Width— Length
*350 (exc. C.A.C.)	326088	$\frac{3}{8}$ " — $52\frac{3}{4}$ "
*350 w/C.A.C.	326089	$\frac{3}{8}$ " — $54\frac{1}{4}$ "
454 (exc. P/S)	9433761	$\frac{7}{16}$ " — $54\frac{1}{2}$ "
*454 w/P/S	326092	$\frac{3}{8}$ " — $30\frac{21}{32}$ "

POWER STEERING PUMP

*350 w/C.A.C.	326083	$\frac{3}{8}$ " — $36\frac{1}{4}$ "
*350 (exc. C.A.C.), *454	9433741	$\frac{15}{32}$ " — 44"

AIR COND. COMPRESSOR

350	9433769	$\frac{7}{16}$ " — 58"
*454	326094	$\frac{15}{32}$ " — $49\frac{3}{4}$ "

WATER PUMP AND FAN

454	3952336	$\frac{15}{32}$ " — $31\frac{7}{8}$ "
-----	---------	---------------------------------------

A.I.R. PUMP

*454 (exc. C.A.C.)	9433714	$\frac{7}{16}$ " — 31"
*350	9433718	$\frac{7}{16}$ " — 33"

1974 FAN BELT CHART

V31

FAN AND GENERATOR

Usage	Part Number	Width— Length
454 (exc. C.A.C., P/S)	9433761	$\frac{7}{16}$ "-54 $\frac{1}{2}$ "
350 (exc. C.A.C.)	326088	$\frac{3}{8}$ "— 52 $\frac{3}{4}$ "
350 w/C.A.C.	326089	$\frac{3}{8}$ "— 54 $\frac{1}{4}$ "
w/C.A.C. (454) (exc. P/S)	9433760	$\frac{7}{16}$ "-54"
454 w/P/S	326092	$\frac{3}{8}$ "— 30 $\frac{1}{2}$ "

POWER STEERING PUMP

350 w/C.A.C.	326083	$\frac{3}{8}$ "— 36 $\frac{1}{4}$ "
350, 454 (exc. C.A.C.)	9433741	$\frac{15}{32}$ "— 44"
454 w/C.A.C.	9433739	$\frac{7}{16}$ "-43 $\frac{1}{2}$ "

AIR COND. COMPRESSOR

454	9433751	$\frac{7}{16}$ "-49 $\frac{1}{2}$ "
350	9433770	$\frac{7}{16}$ "-59"

WATER PUMP AND FAN

350 (exc. C.A.C., P/S)	9433718	$\frac{7}{16}$ "— 33"
454(1)	3952336	$\frac{15}{32}$ "— 31 $\frac{7}{8}$ "

A.I.R. PUMP

350 w/C.A.C.	9433719	$\frac{7}{16}$ "-33 $\frac{1}{2}$ "
350 (exc. C.A.C.)	9433718	$\frac{7}{16}$ "— 33"
454	9433714	$\frac{7}{16}$ "— 31"

NOTE 1: Crankshaft pulley must be pulled to install belt.

1975 FAN BELT CHART

FAN AND GENERATOR

Usage	Part Number	Width— Length
350 (exc. C.A.C.)	9433758	$\frac{7}{16}$ "-53"
350 w/C.A.C.	9433760	$\frac{7}{16}$ "-54"
350 (exc. C.A.C.)	9433757	$\frac{7}{16}$ "-52 $\frac{1}{2}$ "
350 w/C.A.C.	9433759	$\frac{7}{16}$ "-53 $\frac{1}{2}$ "
350 w/A.C.	9433657	$\frac{3}{8}$ "-53 $\frac{1}{2}$ "

POWER STEERING PUMP

350	9433725	$\frac{7}{16}$ "-36"
-----	---------	----------------------

AIR COND. COMPRESSOR

350	() 9433770	$\frac{7}{16}$ "-59"
350	9433725	$\frac{7}{16}$ "— 36 $\frac{1}{2}$ "

WATER PUMP AND FAN


350 (exc. C.A.C.)	9433718	$\frac{7}{16}$ "-33"
-------------------	---------	----------------------

A.I.R. PUMP

350 (exc. C.A.C.)	9433718	$\frac{7}{16}$ "-33"
350 w/C.A.C.	9433719	$\frac{7}{16}$ "-33 $\frac{1}{2}$ "

NOTE: See V-belt chart for 1976-1980 part numbers at end of Group 1.

NOTE 2: Used for 1975 only.



CHEVROLET

CORVETTE STANDARD V-BELTS 1976-82

WAREHOUSING AND DISTRIBUTION
DIVISION OF GENERAL MOTORS CORPORATION
FLINT, MICHIGAN 48554

Instructions:

I. Standard Belt Size Chart

- A. Can be used if the size and/or belt code is known, i.e.,

<u>Belt Length</u>	<u>Code</u>	<u>$\frac{3}{8}''$ — .380</u>
32.50	AR	9433718

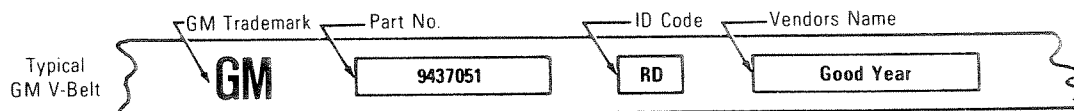
II. Standard V-Belt Codes and Numbers

- A. Alpha-numeric order
B. Can be used if 2 letter code is known, i.e.,
EG 9433702

III. Model Usage Chart

- A. This chart can be used by determining the belt required, i.e. Power Strg., Fan & Gen., etc. After getting to correct belt section, then locate model application, following across the page to the correct Engine VIN code, C.I.D. and/or Engine Option number. This now will give the 2 letter code for Standard Belts, refer back to the correct alpha numeric code chart and locate the service number of the belt needed.

1.066 — GENERAL MOTORS STANDARD V-BELTS



Instructions: Step 1: Find required belt length listed in the left column or ID code from belt or usage listing.

5/16" — .315					
Nominal Belt Length	Part Ident Code	Prod or Service Number	Nominal Belt Length	Part Ident Code	Prod or Service Number
25.00	JN	9433804	39.00	KS	9433832
32.00	KC	9433818	39.50	KT	9433833
32.50	KD	9433819	40.50	KV	9433835
33.00	KE	9433820	41.50	KX	9433837
33.50	KF	9433821	42.00	KY	9433838
34.00	KG	9433822	44.50	LD	9433843
35.50	KK	9433825	45.00	LE	9433844
37.00	KN	9433828	46.00	LG	9433846
37.50	KP	9433829	46.50	LH	9433847
38.00	KQ	9433830	23.50	RN	9438532
38.50	KR	9433831	23.00	RP	9439256

3/8" — .380											
Nominal Belt Length	Belt Ident Code	Prod or Service Number	Use Service Number	Nominal Belt Length	Belt Ident Code	Prod or Service Number	Use Service Number	Nominal Belt Length	Belt Ident Code	Prod or Service Number	Use Service Number
24.50	RD	9437051	9433702	41.00	BJ	9433632	9433735	54.50	CM	9433659 ①	9433762
25.50	AB	9433601	9433601	41.50	BK	9433633	9433736	55.00	CN	9433660	9433660
27.00	AE	9433604	9433604	42.00	BL	9433634	9433737	55.50	CP	9433661	9433764
27.50	AF	9433605	9433708	42.50	BM	9433635 ①	9433738	56.00	CQ	9433662	9433662
28.00	AG	9433606	9433709	43.00	BN	9433636	9433739	56.50	CR	9433663	9433766
29.00	AJ	9433608	9433711	43.50	BP	9433637	9433740	57.00	CS	9433664	9433767
30.50	AM	9433611	9433714	44.00	BQ	9433638	9433741	57.50	CT	9433665 ①	9433768
31.00	AN	9433612	9433715	44.50	BR	9433639 ①	9433742	58.00	CU	9433666	9433769
31.50	AP	9433613	9433716	45.00	BS	9433640 ①	9433743	58.50	CV	9433667	9433770
32.00	AQ	9433614	9433717	45.50	BT	9433641	9433744	59.00	CW	9433668	9433771
32.50	AR	9433615	9433718	46.00	BU	9433642	9433745	59.50	CX	9433669	9433772
33.00	AS	9433616	9433719	46.50	BV	9433643	9433746	60.00	CY	9433670	9433773
33.50	AT	9433617	9433720	47.00	BW	9433644	9433747	60.50	CZ	9433671	9433774
34.00	AU	9433618	9433721	47.50	BX	9433645 ①	9433748	61.00	DA	9433672	9433775
34.50	AV	9433619	9433722	48.00	BY	9433646 ①	9433749	61.50	DB	9433673	9433776
35.00	AW	9433620	9433723	48.50	BZ	9433647 ①	9433750	62.00	DC	9433674	9433777
35.50	AX	9433621	9433724	49.00	CA	9433648	9433751	62.50	DD	9433675	9433778
36.00	AY	9433622	9433725	49.50	CB	9433649	9433752	63.00	DE	9433676	9433779
36.50	AZ	9433623	9433726	50.00	CC	9433650	9433753	63.50	DF	9433677	9433780
37.00	BA	9433624	9433727	50.50	CD	9433651 ①	9433754	64.00	DG	9433678	9433781
37.50	BB	9433625	9433728	51.00	CE	9433652	9433755	64.50	DH	9433679	9433782
38.00	BC	9433626	9433729	51.50	CF	9433653 ①	9433756	65.00	DJ	9433680	9433783
38.50	BD	9433627	9433730	52.00	CG	9433654	9433757	69.00	DN	9433684	9433787
39.00	BE	9433628	9433731	52.50	CH	9433655	9433758				
39.50	BF	9433629	9433732	53.00	CJ	9433656	9433759				
40.00	BG	9433630	9433733	53.50	CK	9433657	9433657				
40.50	BH	9433631	9433734	54.00	CL	9433658	9433761				

NOTE: This chart does not include special notched belts required with some installations. See Special V-Belt Chart.

NOTE: Belt Lengths and Belt Ident Codes on this chart identify Production Numbers (Service Numbers are 1/16 wider and 1/2 inch longer than Production Numbers).

① For 1980 and after use Production Number for Service.

$\frac{7}{16}$ " — .440								
Nominal Belt Length	Part Ident Code	Prod & Service Number	Nominal Belt Length	Part Ident Code	Prod & Service Number	Nominal Belt Length	Part Ident Code	Prod & Service Number
25.00	EG	9433702	41.50	FR	9433735	54.50	GT	9433761
26.00	EJ	9433704	42.00	FS	9433736	55.00	GU	9433762
28.00	EN	9433708	42.50	FT	9433737	55.50	GV	9433763
28.50	EP	9433709	43.00	FU	9433738	56.00	GW	9433764
29.50	ER	9433711	43.50	FV	9433739	56.50	GX	9433765
31.00	EU	9433714	44.00	FW	9433740	57.00	GY	9433766
31.50	EV	9433715	44.50	FX	9433741	57.50	GZ	9433767
32.00	EW	9433716	45.00	FY	9433742	58.00	HA	9433768
32.50	EX	9433717	45.50	FZ	9433743	58.50	HB	9433769
33.00	EY	9433718	46.00	GA	9433744	59.00	HC	9433770
33.50	EZ	9433719	46.50	GB	9433745	59.50	HD	9433771
34.00	FA	9433720	47.00	GC	9433746	60.00	HE	9433772
34.50	FB	9433721	47.50	GD	9433747	60.50	HF	9433773
35.00	FC	9433722	48.00	GE	9433748	61.00	HG	9433774
35.50	FD	9433723	48.50	GF	9433749	61.50	HH	9433775
36.00	FE	9433724	49.00	GG	9433750	62.00	HJ	9433776
36.50	FF	9433725	49.50	GH	9433751	62.50	HK	9433777
37.00	FG	9433726	50.00	GJ	9433752	63.00	HL	9433778
37.50	FH	9433727	50.50	GK	9433753	63.50	HM	9433779
38.00	FJ	9433728	51.00	GL	9433754	64.00	HN	9433780
38.50	FK	9433729	51.50	GM	9433755	64.50	HP	9433781
39.00	FL	9433730	52.00	GN	9433756	65.00	HQ	9433782
39.50	FM	9433731	52.50	GP	9433757	66.00	HR	9433783
40.00	FN	9433732	53.00	GQ	9433758	70.00	HV	9433787
40.50	FP	9433733	53.50	GR	9433759			
41.00	FQ	9433734	54.00	GS	9433760			

Note: Belt Lengths and Part Ident Codes on this chart identify Service Numbers.

$\frac{1}{2}$ " — .500								
Nominal Belt Length	Part Ident Code	Prod & Service Number	Nominal Belt Length	Part Ident Code	Prod & Service Number	Nominal Belt Length	Part Ident Code	Prod & Service Number
29.00	LZ	9433863	46.50	NL	9433898	59.00	PM	9433923
36.00	MP	9433877	48.50	NQ	9433902	60.00	PP	9433925
38.00	MT	9433881	49.50	NS	9433904	60.50	PQ	9433926
38.50	MU	9433882	51.00	NV	9433907	62.00	PT	9433929
39.00	MV	9433883	52.00	NX	9433909	63.50	PW	9433932
39.50	MW	9433884	53.00	NZ	9433911	64.50	PY	9433934
40.00	MX	9433885	54.00	PB	9433913	65.00	PZ	9433935
40.50	MY	9433886	55.00	PD	9433915	66.00	QA	9433936
41.50	NA	9433888	55.50	PE	9433916	67.00	QB	9433937
42.50	NC	9433890	56.00	PF	9433917	68.00	QC	9433938
43.50	NE	9433892	56.50	PG	9433918	72.00	QG	9433942
44.00	NF	9433893	57.50	PJ	9433920	77.00	QM	9433947
45.00	NH	9433895	58.00	PK	9433921			
45.50	NJ	9433896	58.50	PL	9433922			

NOTE: This chart does not include special notched belts required with some installations. See Special V-Belt Chart.

1.066 — GENERAL MOTORS STANDARD METRIC V-BELTS

8.6 mm			
Nominal Belt Length	Belt Ident. Code	Prod or Service Number	Use Service Number
770.0 mm	AAQ	11501994	11501994
780.0 mm	AAR	11501995	11501995
800.0 mm	AAT	11501997	11501997

13.7 mm			
Nominal Belt Length	Belt Ident. Code	Prod or Service Number	Use Service Number
1430.0 mm	ASX	11502385	9433918
1520.0 mm	ATG	11502394	9433925
1530.0 mm	ATH	11502395	9433925
1550.0 mm	ATK	11502397	9433926

GM STANDARD V-BELT CODES AND NUMBERS

ALPHA NUMERIC ORDER

PRODUCTION	FOR SERVICE USE	PRODUCTION	FOR SERVICE USE	PRODUCTION & SERVICE	PRODUCTION & SERVICE
AB- *9433601	AB- 9433601	CA- 9433648	GH- *9433751	EG- 9433702	GA- 9433744
AE- *9433604	AE- *9433604	CB- 9433649	GJ- 9433752	EJ- 9433704	GB- 9433745
AF- 9433605	EN- 9433708	CC- 9433650	GK- 9433753	EN- 9433708	GC- 9433746
AG- 9433606	EP- 9433709	CD- ①9433651	GL- 9433754	EP- 9433709	GD- 9433747
AJ- 9433608	ER- 9433711	CE- *9433652	GM- 9433755	ER- 9433711	GE- 9433748
AM- 9433611	EU- 9433714	CF- ①9433653	GN- 9433756	EU- 9433714	GF- 9433749
AN- 9433612	EV- 9433715	CG- *9433654	GP- 9433757	EV- 9433715	GG- 9433750
AP- 9433613	EW- 9433716	CH- 9433655	GO- 9433758	EW- 9433716	GH- 9433751
AQ- 9433614	EX- 9433717	CJ- 9433656	GR- 9433759	EX- 9433717	GJ- 9433752
AR- 9433615	EY- 9433718	CK- *9433657	CK- 9433657	EY- 9433718	GK- 9433753
AS- 9433616	EZ- 9433719	CL- 9433658	GT- 9433761	EZ- 9433719	GL- 9433754
AT- 9433617	FA- 9433720	CM- ①9433659	GU- 9433762		GM- 9433755
AU- 9433618	FB- 9433721	CN- *9433660	CN- 9433660		GN- 9433756
AV- 9433619	FC- 9433722	CP- 9433661	GW- 9433764		GP- 9433757
AW- 9433620	FD- 9433723	CQ- *9433662	CQ- 9433662		GQ- 9433758
AX- 9433621	FE- 9433724	CR- 9433663	GY- 9433766		GR- 9433759
AY- 9433622	FF- 9433725	CS- *9433664	GZ- 9433767		GS- 9433760
AZ- 9433623	FG- 9433726	CT- ①9433665	HA- 9433768		GT- 9433761
		CU- 9433666	HB- 9433769		GU- 9433762
		CV- 9433667	HC- 9433770		GV- 9433763
		CW- 9433668	HD- 9433771		GW- 9433764
		CX- 9433669	HE- 9433772		GX- 9433765
		CY- 9433670	HF- 9433773		GY- 9433766
		CZ- 9433671	HG- 9433774		GZ- 9433767
BA- 9433624	FH- 9433727	DA- 9433672	HH- 9433775	FA- 9433720	HA- 9433768
BB- *9433625	BB- 9433625	DB- 9433673	HJ- 9433776	FB- 9433721	HB- 9433769
BC- 9433626	FK- 9433729	DC- 9433674	HK- 9433777	FC- 9433722	HC- 9433770
BD- 9433627	FL- 9433730	DD- 9433675	HL- 9433778	FD- 9433723	HD- 9433771
BE- 9433628	FM- 9433731	DE- 9433676	HM- 9433779	FE- 9433724	HE- 9433772
BF- 9433629	FN- 9433732	DF- 9433677	HN- 9433780	FF- 9433725	HF- 9433773
BG- 9433630	FP- 9433733	DG- 9433678	HP- 9433781	FG- 9433726	HG- 9433774
BH- 9433631	FQ- 9433734	DH- 9433679	HQ- 9433782	FH- 9433727	HH- 9433775
BJ- *9433632	BJ- 9433632	DJ- 9433680	HR- 9433783	FJ- 9433728	HJ- 9433776
BK- 9433633	FS- 9433736	DN- 9433684	HV- 9433787	FK- 9433729	HK- 9433777
BL- 9433634	FT- 9433737			FL- 9433730	HL- 9433778
BM- ①9433635	FU- 9433738			FM- 9433731	HM- 9433779
BN- 9433636	FV- 9433739			FN- 9433732	HN- 9433780
BP- 9433637	FW- 9433740			FP- 9433733	HP- 9433781
BQ- 9433638	FX- 9433741			FQ- 9433734	HQ- 9433782
BR- ①9433639	FY- 9433742			FR- 9433735	HR- 9433783
BS- ①9433640	FZ- 9433743			FS- 9433736	HV- 9433787
BT- 9433641	GA- 9433744			FT- 9433737	
BU- 9433642	GB- 9433745			FU- 9433738	
BV- 9433643	GC- 9433746			FV- 9433739	
BW- 9433644	GD- 9433747			FW- 9433740	
BX- ①9433645	GE- 9433748			FX- 9433741	
BY- ①9433646	GF- 9433749			FY- 9433742	
BZ- ①9433647	GG- 9433750			FZ- 9433743	

*Production number also serviced

①For 1980 and after use Production Number for service

GM STANDARD V-BELT CODES AND NUMBERS

ALPHA NUMERIC ORDER

PRODUCTION & SERVICE	PRODUCTION & SERVICE	PRODUCTION & SERVICE	PRODUCTION & SERVICE
KC- 9433818	PB- 9433913		
KD- 9433819	PD- 9433915		
KE- 9433820	PE- 9433916		
KF- 9433821	PF- 9433917		
KG- 9433822	PG- 9433918		
KK- 9433825	PJ- 9433920		
KN- 9433828	PK- 9433921		
KP- 9433829	PL- 9433922		
KQ- 9433830	PM- 9433923		
KR- 9433831	PP- 9433925		
KS- 9433832	PQ- 9433926		
KT- 9433833	PT- 9433929		
KV- 9433835	PW- 9433932		
KX- 9433837	PY- 9433934		
KY- 9433838	PZ- 9433935		
LD- 9433843	QA- 9433936		
LE- 9433844	QB- 9433937		
LG- 9433846	QC- 9433938		
LH- 9433847	QG- 9433942		
LZ- 9433863	QM- 9433947		
MT- 9433881	RN- 9438532		
MU- 9433882	RP- 9439256		
MV- 9433883			
MW- 9433884			
MX- 9433885			
NA- 9433888			
NC- 9433890			
NE- 9433892			
NF- 9433893			
NH- 9433895			
NJ- 9433896			
NL- 9433898			
NQ- 9433902			
NS- 9433904			
NV- 9433907			
NX- 9433909			
NZ- 9433911			

SPECIAL V-BELTS

Nominal Belt Length	Part Ident. Code	Prod or Service Number	Use Service Number	Apx. Width	Description
31"	JA	3953733	3953733	3/8"	Notched
45 1/2"	SA	1232791	1232791	3/8"	Notched
41 1/2"	SB	1253629	1253629	3/8"	Notched
56"	SC	1254877	1254877	3/8"	Notched
44"	SD	1254814	1254814	3/8"	Notched
46"	SE	1255243	1255243	3/8"	Notched
45"	SP	1264036	1264036	3/8"	Notched
41"	SR	25501243	25501243	3/8"	Notched
48 1/2"	ST	1231018	1231018	3/8"	Notched
42"	SU	25502290	25502290	3/8"	Notched
51"	SY	25509425	25509425	3/8"	Notched
622.0mm	WA	10022530	10022530	14.24mm	Poly Rib-4 Pk
1016.0mm	WB	10022531	10022531	14.24mm	Poly Rib-4 Pk
1118.0mm	WC	10022532	10022532	14.24mm	Poly Rib-4 Pk
628.0mm	WD	10026653	10022530	14.24mm	Poly Rib-4 Pk
2250.0mm	6 Pk 2250	14055157	14055157	21.36mm	Poly Rib-6 Pk
1842.0mm	6 Pk 1842	22514332	22514332	21.36mm	Poly Rib-6 Pk
2616.0mm	6 Pk 2616	22514333	22514333	21.36mm	Poly Rib-6 Pk
2523.0mm	6 Pk 2523	22514557	22514557	21.36mm	Poly Rib-6 Pk
1867.0mm	6 Pk 1867	22516490	22516490	21.36mm	Poly Rib-6 Pk
2565.0mm	6 Pk 2565	22518599	22518599	21.36mm	Poly Rib-6 Pk
2460.0mm	6 Pk 2460	22518600	22518600	21.36mm	Poly Rib-6 Pk
1785.0mm	6 Pk 1785	22518601	22518601	21.36mm	Poly Rib-6 Pk
22 3/4"	TC	1621307	1621307	5/16"	3 Ply Lamin. Const.
42 1/4"	TR	1610192	1610192	1/2"	3 Ply Lamin. Const.
46"	—	10009102	10009102	3/8"	3 Ply Lamin. Const.
43"	JH	22511772	22511772	3/8"	4 Ply Lamin. Const.
43 1/2"	JG	22511773	①22511773	3/8"	4 Ply Lamin. Const.
49"	JS	22514315	22514315	3/8"	4 Ply Lamin. Const.
50"	JT	22514316	22514316	3/8"	4 Ply Lamin. Const.
45 1/2"	JZ	22516006	22516006	3/8"	4 Ply Lamin. Const.
43 1/2"	KB	22517019	22517019	3/8"	4 Ply Lamin. Const.
56"	—	22514319	22514319	3/8"	4 Ply Lamin. Const.
56 1/2"	—	22514320	22514320	3/8"	4 Ply Lamin. Const.
57"	—	22514321	22514321	3/8"	4 Ply Lamin. Const.
44 1/2"	—	25512309	25512309	3/8"	4 Ply Lamin. Const.
45"	UF	14054477	14054477	3/8"	COG
52 1/2"	VR	14029058	14029058	3/8"	COG
53"	VS	14029059	14029059	3/8"	COG
48 1/2"	VT	14029060	14029060	3/8"	COG
49"	VU	14029061	14029061	3/8"	COG
54"	ZA	550187	550187	3/8"	COG
48 3/4"	ZB	405593	405593	3/8"	COG
56"	ZG	560875	560875	3/8"	COG
43"	ZN	22505379	22505379	3/8"	COG
43 1/2"	ZS	22507243	22507243	3/8"	COG
51 3/8"	—	406084	406084	3/8"	COG
38 1/2"	BK	14025234	14025234	7/16"	Lamin. COG

① Exhaust stock of 22511773 on other than LF9 (350N-Diesel) engines. Use part 22517019 on diesel application.

SPECIAL V-BELTS (Continued)

Nominal Belt Length	Part Ident. Code	Prod or Service Number	Use Service Number	Apx. Width	Description
40"	BN	14025275	14025275	7/16"	Lamin. COG
57 1/2"	TD	1621674	1621674	7/16"	Lamin. COG
1392mm	TH	1624011	1624011	12.7mm	Lamin. COG
38 1/4"	TK	1623056	1623056	7/16"	Lamin. COG
38"	UN	14025230	14025230	7/16"	Lamin. COG
39"	VY	14025259	14025259	7/16"	Lamin. COG
58 3/4"	WN	10017208	10017208	7/16"	Lamin. COG
57 1/4"	WP	10017209	10017209	7/16"	Lamin. COG
56"	WR	10017221	10017221	7/16"	Lamin. COG
45 1/2"	WS	10019362	10024880	7/16"	Lamin. COG
47 1/2"	WT	10024881	10024881	7/16"	Lamin. COG
44 1/2"	WU	10024880	10024880	7/16"	Lamin. COG
25 1/2"	WJ	10003518	10003518	3/8"	3 Ply Lamin. Spun COG
28"	WK	10003519	10003519	3/8"	3 Ply Lamin. Spun COG
26"	WL	10013593	10013593	3/8"	3 Ply Lamin. Spun COG
50"	WM	10014015	10014015	1/2"	3 Ply Lamin. Spun COG
56 1/2"	ZL	22502393	22502393	3/8"	Lamin. Spun COG
57"	ZM	22502394	22502394	3/8"	Lamin. Spun COG
55 3/4"	VD	469595	469595	3/8"	Centered Cord Const.
46"	XB	14025593	14025593	3/8"	Centered Cord Const.
47"	XC	14025594	14025594	3/8"	Centered Cord Const.
48"	XD	14025595	14025595	3/8"	Centered Cord Const.

**1976 — V-BELTS (1.066)
CHEVROLET CORVETTE**

VIN ENGINE CODE		L	X
CUBIC INCH DISPLACEMENT		350	350
OPTION NUMBER		1-L48	1-L82
SERIES	USAGE		

FAN AND GENERATOR BELTS

Y	(EXC. A.C.)	GQ-9433758	GQ-9433758
Y	w/A.C.	CK-9433657	CK-9433657

WATER PUMP AND FAN BELTS

Y	(EXC. A.C.)	EY-9433718	EY-9433718
---	-------------	------------	------------

POWER STEERING BELTS

Y		FF-9433725	FF-9433725
---	--	------------	------------

AIR CONDITIONING COMPRESSOR BELTS

Y	w/6 CYL. ROTARY CMPR. 1ST DESIGN	GX-9433765	GX-9433765
Y	w/4 CYL. ROTARY CMPR. 2ND DESIGN	PG-9433918	PG-9433918

AIR INJECTION PUMP BELTS

Y	(EXC. A.C.)	EY-9433718	EY-9433718
Y	w/A.C.	EZ-9433719	EZ-9433719

**1977 — V-BELTS (1.066)
CHEVROLET CORVETTE**

VIN ENGINE CODE		L	X
CUBIC INCH DISPLACEMENT		350	350
OPTION NUMBER		L48	L82
SERIES	USAGE		

FAN AND GENERATOR BELTS

Y	(EXC. A.C., H.D. RAD.)	GP-9433757	GP-9433757
Y	w/A.C. OR H.D. RAD.	GR-9433759	GR-9433759

WATER PUMP AND FAN BELTS

Y	(EXC. A.C., H.D. RAD.)	EY-9433718	EY-9433718
---	------------------------	------------	------------

POWER STEERING BELTS

Y		FF-9433725	FF-9433725
---	--	------------	------------

AIR CONDITIONING COMPRESSOR BELTS

Y		PG-9433918	PG-9433918
---	--	------------	------------

AIR INJECTION PUMP BELTS

Y	(EXC. A.C.)	EY-9433718	EY-9433718
Y	w/A.C.	EZ-9433719	EZ-9433719

**1978 — V-BELTS (1.066)
CHEVROLET CORVETTE**

VIN ENGINE CODE		L	X
LITER OR CUBIC INCH		350	350
OPTION NUMBERS		1-L48	1-L82
SERIES	USAGE		

FAN AND GENERATOR BELTS

Y	(EXC. A.C.)	GP-9433757	GP-9433757
Y	w/A.C., A.T.		GR-9433759
Y	w/A.C.	GR-9433759	
Y	w/M.T., A.C.		GN-9433756

WATER PUMP AND FAN BELTS

Y	(EXC., A.C.)	EY-9433718	EY-9433718
---	--------------	------------	------------

POWER STEERING BELTS

Y		FF-9433725	FF-9433725
---	--	------------	------------

AIR CONDITIONING COMPRESSOR BELTS

Y	w/A.T. (EXC. ALT., CALIF.)	PE-9433916	
Y	w/A.T., ALT., CALIF.	PG-9433918	
Y	w/M.T.	PG-9433918	
Y	w/M.T.		PE-9433916
Y	w/A.T.		PG-9433918

AIR INJECTION - (A.I.R.) PUMP BELTS

Y	w/ALT., CALIF. (EXC. A.C.)	EY-9433718	
Y	w/A.C., ALT., CALIF.	EZ-9433719	
Y	(EXC. A.C.)		EY-9433718
Y	w/M.T., A.C.		EY-9433718
Y	w/A.T., A.C.		EZ-9433719

NOTE: Refer to Standard Belt Chart for Sizes.

**1979 — V-BELTS (1.066)
CHEVROLET CORVETTE**

VIN ENGINE CODES		L	X
LITER OR CUBIC INCH		350	350
OPTION NUMBERS		1-L48	1-L82
SERIES	USAGE		

FAN AND GENERATOR BELTS

Y	(EXC. A.C.) (1ST DES. FOR L82 ONLY)	GP-9433757	GP-9433757 (3)
Y	w/A.C. (1ST DES. FOR L48 ONLY)	GR-9433759 (3)	GN-9433756
Y	w/70 AMP. GEN. (2ND DES.)	GT-9433761 (4)	GQ-9433758 (4)

POWER STEERING BELTS

Y		FF-9433725	FF-9433725
---	--	------------	------------

AIR CONDITIONING COMPRESSOR BELTS

Y	(2ND DES.)	PF-9433917 (2)	PD-9433915 (2)
Y	(1ST DES.)	PG-9433918 (1)	PE-9433916 (1)

AIR INJECTION PUMP BELTS

Y			EY-9433718
Y	w/ALT., CALIF. (EXC. A.C.)	EY-9433718	
Y	w/A.C., ALT., CALIF.	EZ-9433719	

WATER PUMP AND FAN BELTS

Y	(EXC. A.C.)	EY-9433718	EY-9433718
Y	w/A.C., M.T.		GN-9433756

(1) — 5.5 Diameter A/C Compressor Pulley — 1st Design
(2) — 5.0 Diameter A/C Compressor Pulley — 2nd Design
(3) — Used on Vehicle Without K73 — (70 Amp. Gen.) — 1st Design
(4) — Used on Vehicle With K73 — (70 Amp. Gen.) — 2nd Design

**1980 — V-BELTS (1.066)
CHEVROLET CORVETTE**

VIN ENGINE CODE		H	L	X
LITER OR CUBIC INCH		305H	350	350
OPTION NUMBERS		LG4	L48	L82
SERIES	USAGE			

FAN AND GENERATOR BELTS

Y				GQ-9433758
Y	(EXC. 70 AMP. GEN.)	GS-9433760	GS-9433760	
Y	w/70 AMP. GEN.	GT-9433761	GT-9433761	

POWER STEERING BELTS

Y		FF-9433725	FF-9433725	FF-9433725
---	--	------------	------------	------------

AIR CONDITIONING COMPRESSOR BELTS

Y		PF-9433917	PF-9433917	PD-9433915
---	--	------------	------------	------------

AIR INJECTION PUMP BELTS

Y	w/M.T. (M18)		EV-9433715	
Y	w/A.T. (MV4, M33)	EX-9433717	EX-9433717	EX-9433717

Refer to Standard Belt Chart for Sizes.

1981 — V-BELTS (1.066)

CHEVROLET CORVETTE

VIN ENGINE CODE		6
LITER OR CUBIC INCH		350
OPTION NUMBERS		L81
SERIES	USAGE	

FAN AND GENERATOR BELTS

Y	(EXC. 70 AMP. GEN.)	GS-9433760
Y	w/70 AMP. GEN.	GT-9433761

POWER STEERING BELT

Y		FF-9433725
---	--	------------

AIR CONDITIONING COMPRESSOR BELT

Y		PF-9433917
---	--	------------

AIR INJECTION PUMP BELT

Y		EW-9433716
---	--	------------

NOTE: Refer To Standard Belt Chart for Sizes.

**1982 — V-BELTS (1.066)
CHEVROLET CORVETTE**

VIN ENGINE CODE		8
LITER OR CUBIC INCH		5.7
OPTION NUMBERS		L83
SERIES	USAGE	

FAN AND GENERATOR BELTS

Y		GT-9433761
---	--	------------

POWER STEERING BELT

Y		FF-9433725
---	--	------------

AIR CONDITIONING COMPRESSOR BELT

Y		PE-9433916
---	--	------------

AIR INJECTION PUMP BELT

Y		EW-9433716
---	--	------------

NOTE: Refer To Standard Belt Chart for Sizes.

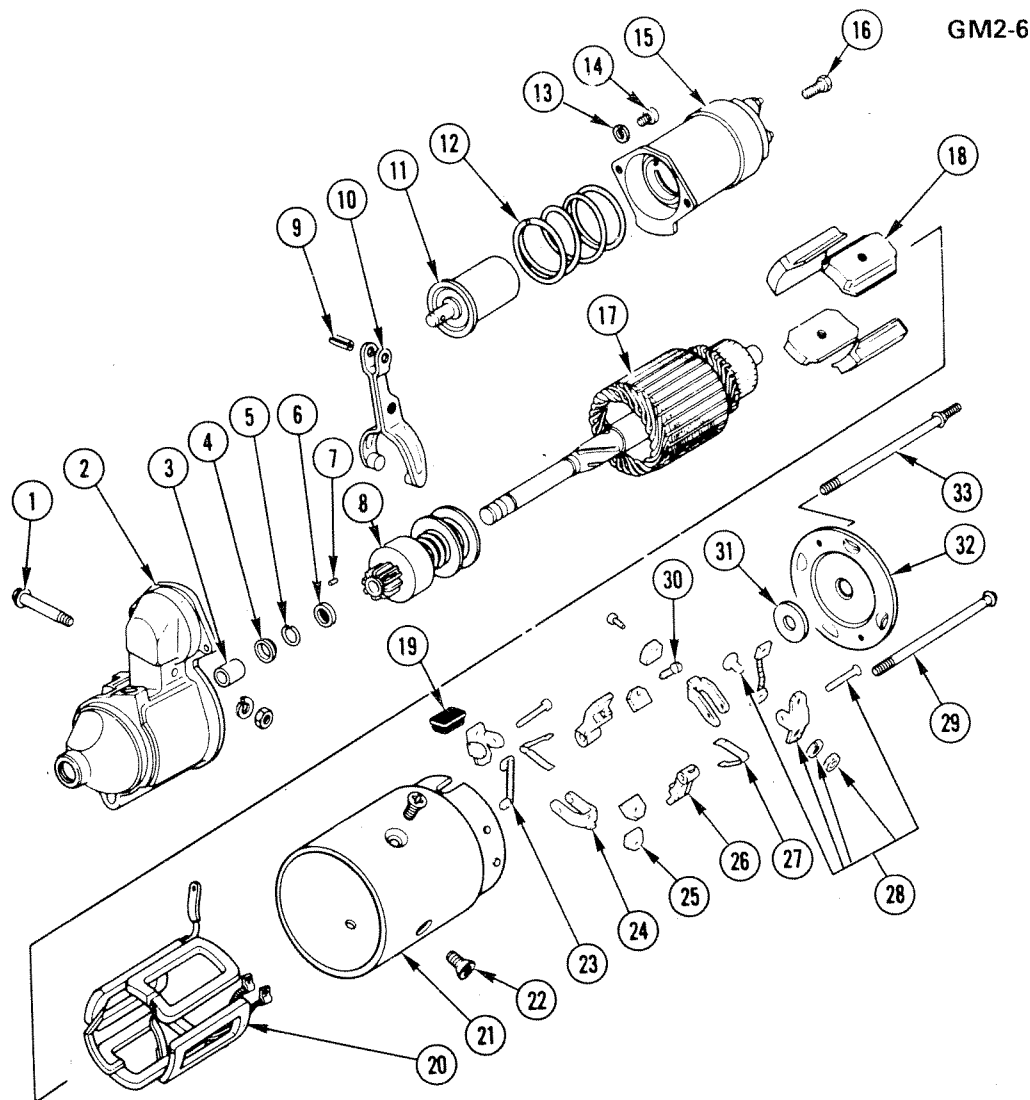


CHEVROLET CHASSIS GROUP 2.000



ILLUSTRATION INDEX

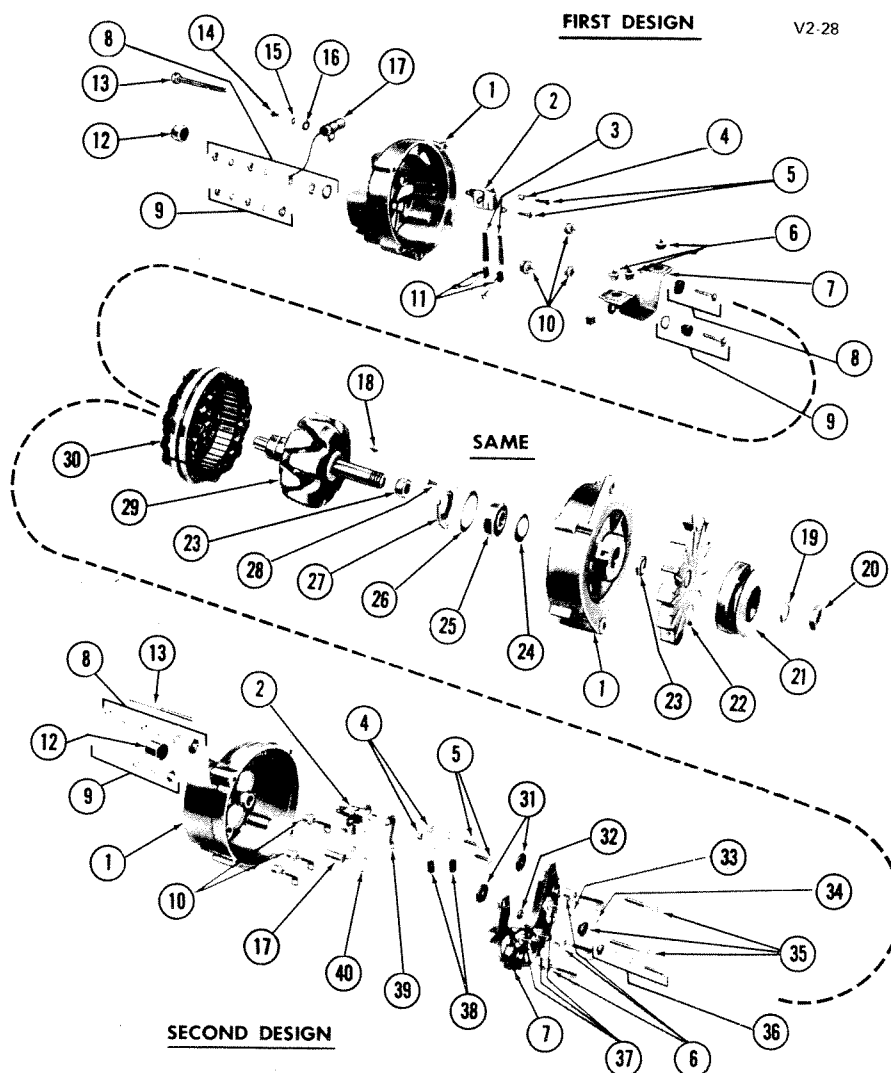
	TITLE	PAGE
1965-82	STARTER MOTOR.....	2-1
1962-68	(42-AMP.) GENERATOR	2-2
1962-68	(62-AMP.) GENERATOR	2-3
1969-82	GENERATOR	2-4
1957-74	V8 IGNITION DISTRIBUTOR	2-5
1974-80	HIGH ENERGY IGNITION DISTRIBUTOR	2-6
1981-82	"Y" HIGH ENERGY IGNITION DISTRIBUTOR	2-7
1965-74	"Y" H/PER GENERATOR MOUNTING (396, 427, 454)	2-8
1965-74	"Y" GENERATOR MOUNTING W/P/S (396, 427, 454)	2-9
1966-72	"Y" GENERATOR MOUNTING (327, 350).....	2-10
1973-81	"Y" GENERATOR MOUNTING (EXC 70 AMP).....	2-11
1980-82	"Y" GENERATOR MOUNTING (70 AMP).....	2-12
1968-76	"Y" ANTI-THEFT SYSTEM	2-13
1977-80	"Y" ANTI-THEFT SYSTEM	2-14
1981-82	"Y" ANTI THEFT SYSTEM	2-15
1978-80	"Y" WINDOW & ANTI-THEFT RELAY	2-16
1974-79	"Y" FORWARD LAMP WIRING L.H.....	2-17
1974-76	"Y" FORWARD LAMP WIRING	2-17
1968-82	"Y" VACUUM OPERATED HEADLAMPS	2-18
1968-69	"Y" PARKING AND SIDE MARKER LAMPS.....	2-20
1970-72	"Y" PARKING & SIDE MARKER LAMPS	2-20
1973-79	"Y" PARKING & SIDE MARKER LAMPS	2-21
1980-82	"Y" PARKING & SIDE MARKER LAMPS	2-21
1968-73	"Y" REAR LAMPS	2-22
1974	"Y" REAR LAMPS	2-23
1975-79	"Y" REAR LAMPS-TAIL, LICENSE & SIDE MARKER	2-24
1980-82	"Y" REAR LAMPS-TAIL, LICENSE & SIDE MARKER	2-25



GM2-6

1965-82 STARTER MOTOR

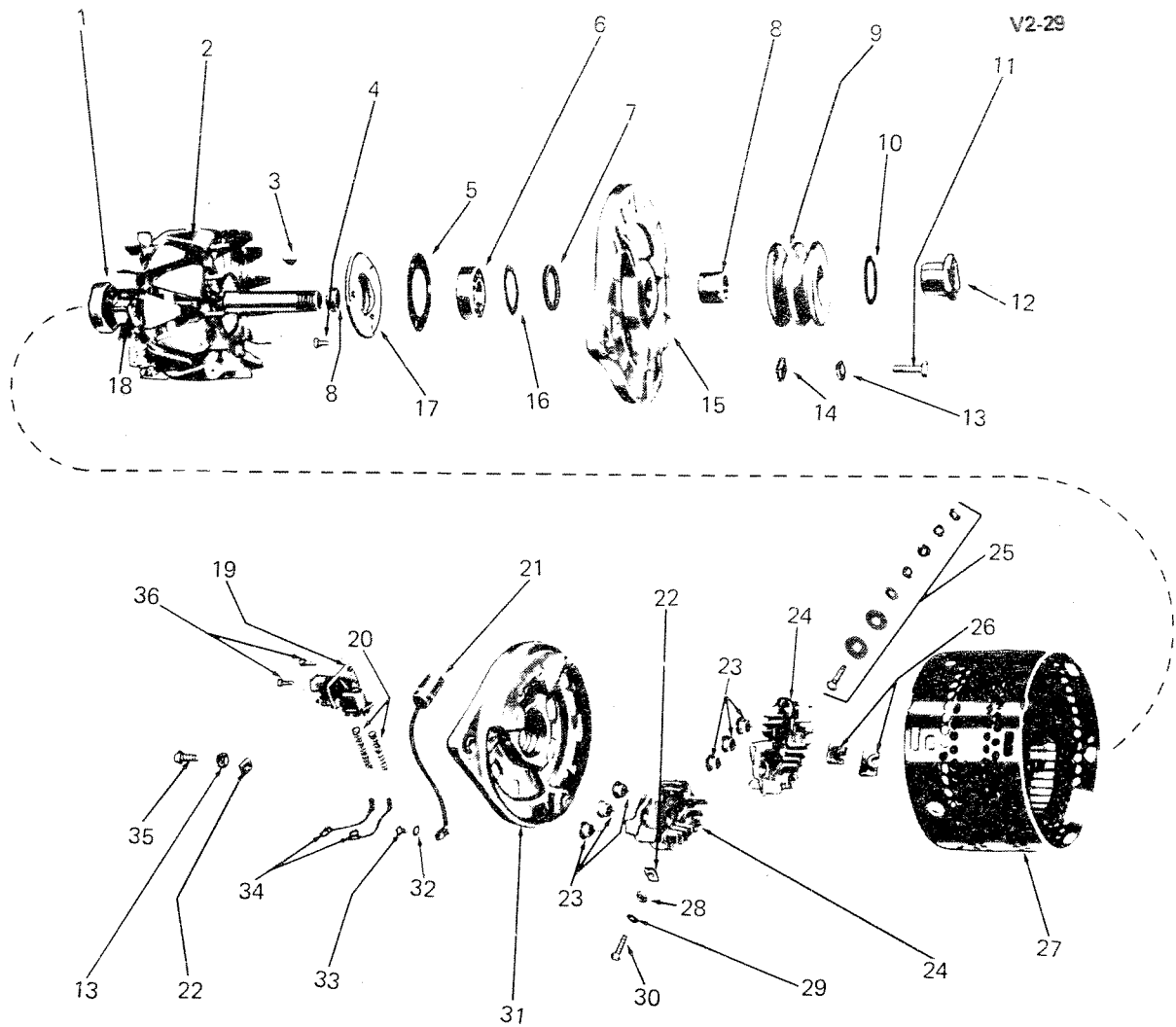
1. SHAFT, Lever	2.108	17. ARMATURE, Starter	2.043
2. HOUSING, Drive W/Bushing	2.085	18. POLE, Shoe	2.077
3. BUSHING, Drive Housing	2.083	19. GROMMET, Field Frame	2.102
4. WASHER (15/32" ID x 11/16" OD x 7/64" Thk)	2.063	20. COIL, Starter	2.049
5. RING (7/16" ID)	2.063	21. FRAME, Stator	N.S.
6. COLLAR (15/32" ID x 11/16" OD x 3/16" Thk)	2.063	22. SCREW, Pole Shoe	2.077
7. PIN, Dowel	8.939	23. LEAD, Motor Brush Ground	2.055
8. DRIVE ASM, Starter	2.086	24. HOLDER, Ground	2.052
9. PIN, Spring	8.934	25. BRUSH (13/64")	2.051
10. LEVER, Shaft	2.108	26. HOLDER, Insulated	2.052
11. PLUNGER, W/Link	2.113	27. SPRING, Hairpin Type (1/2" Wide)	2.053
12. SPRING, Plunger	2.108	28. SUPPORT, Brush Holder	2.052
13. WASHER, Lock (1/4")	8.931	29. BOLT, Through	2.077
14. SCREW (1/4"-20 x 1/2")	8.907	30. SCREW, Brush	N.S.
15. SWITCH ASM, Solenoid	2.100	31. WASHER, Commutator End (9/16" ID x 1 5/16" OD)	2.063
16. SCREW (#10-32 x 1/2")	8.977	32. FRAME ASM, Commutator End	2.067
		33. BOLT, Through W/Ext	2.077



V2-28

1962-68 (42-AMP.) GENERATOR

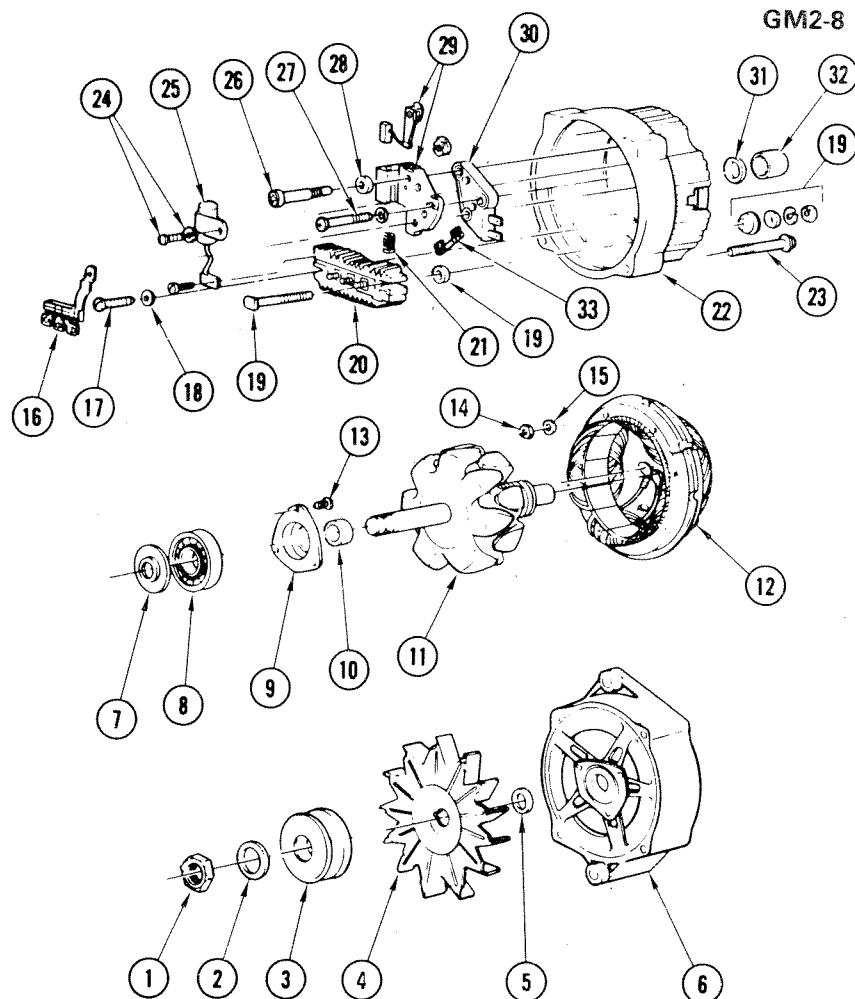
1. FRAME	2.305	21. PULLEY ASM	2.274
2. HOLDER	2.291	22. FAN	2.274
3. SPRING, Part #11	N.S.	23. COLLAR	2.307
4. INSULATOR	N.S.	24. SLINGER	N.S.
5. SCREW	N.S.	25. BEARING	2.306
6. DIODE (Positive)	2.319	26. GASKET	2.307
7. HEAT SINK ASM	2.319	27. PLATE	2.307
8. TERMINAL PKG, (Bat)	2.313	28. SCREW	2.307
9. TERMINAL PKG, (Grd)	2.313	29. ROTOR ASM	2.279
10. DIODE (Neg)	2.319	30. STATOR ASM	2.310
11. BRUSH PKG	2.285	31. WASHER, Part of #8	2.313
12. BEARING	2.298	32. INSULATOR, Part of #36	N.S.
13. BOLT	2.316	33. WASHER, Lock	N.S.
14. SCREW (#10-24 x 1/2")	8.906	34. NUT	N.S.
15. WASHER, Lock (#10)	8.931	35. Part of T#8	N.S.
16. WASHER (#10)	8.929	36. TERMINAL PACKAGE (Con)	N.S.
17. CONDENSER	2.319	37. BLOCK ASM	2.483
18. KEY (1/8" x 5/8")	8.960	38. BRUSH UNIT	2.285
19. WASHER	2.280	39. STRAP	2.313
20. NUT	2.280	40. RING	2.319



V2-29

1962-68 (62-AMP.) GENERATOR

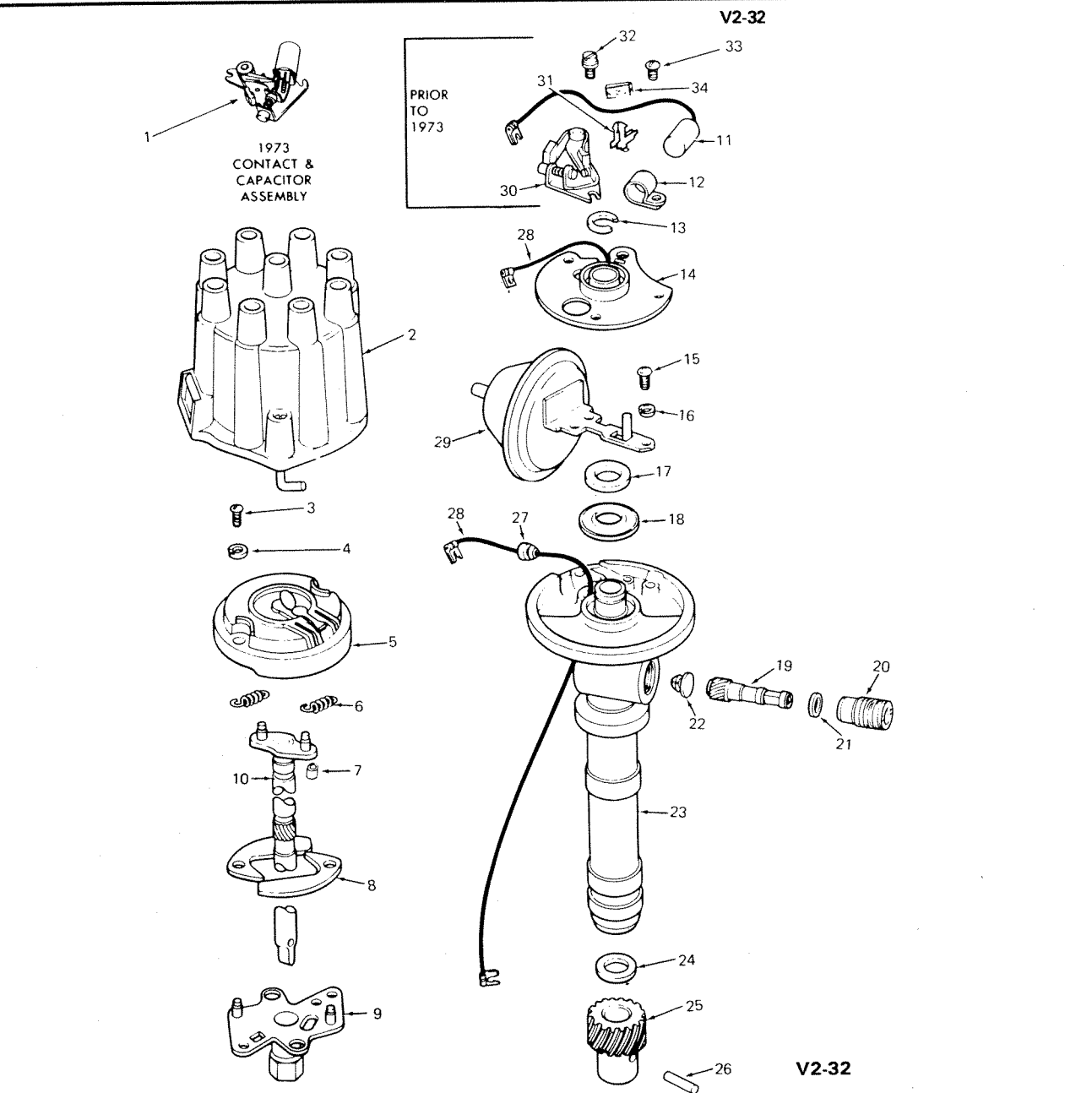
1. BEARING	2.298	19. HOLDER	2.291
2. ROTOR ASM	2.279	20. SPRING, Part of 2.285 BRUSH UNIT ..	N.S.
3. KEY (1/8" x 5/8")	8.960	21. CONDENSER	2.319
4. SCREW, Used with NS L/Washer (13/64")	2.307	22. NUT (#12-24)	8.915
5. GASKET	2.307	23. DIODE	2.319
6. BEARING	2.306	24. HEAT SINK ASM	2.319
7. WASHER	2.307	25. TERMINAL	2.313
8. COLLAR	2.307	26. INSULATOR	2.319
9. PULLEY	2.274	27. STATOR	2.310
10. WASHER	2.280	28. BUSHING	2.319
11. BOLT (1/4"-20 x 4/8")	8.900	29. WASHER, Lock (#12)	8.931
12. NUT	2.280	30. BOLT (#12-24 x 1")	N.S.
13. WASHER, Lock (1/4")	8.931	31. FRAME	2.297
14. NUT	2.316	32. L/WASHER (*10)	8.931
15. FRAME	2.305	33. SCREW (10-24 x 3/8")	8.906
16. RETAINER	N.S.	34. BRUSH PKG.	2.285
17. PLATE	2.307	35. BOLT (1/4"-20 x 3/4")	8.900
18. RING ASM	2.279	36. SCREW, Use With 8.931 L/Washer (#8-32 x 9/16")(*8)	N.S.



GM2-8

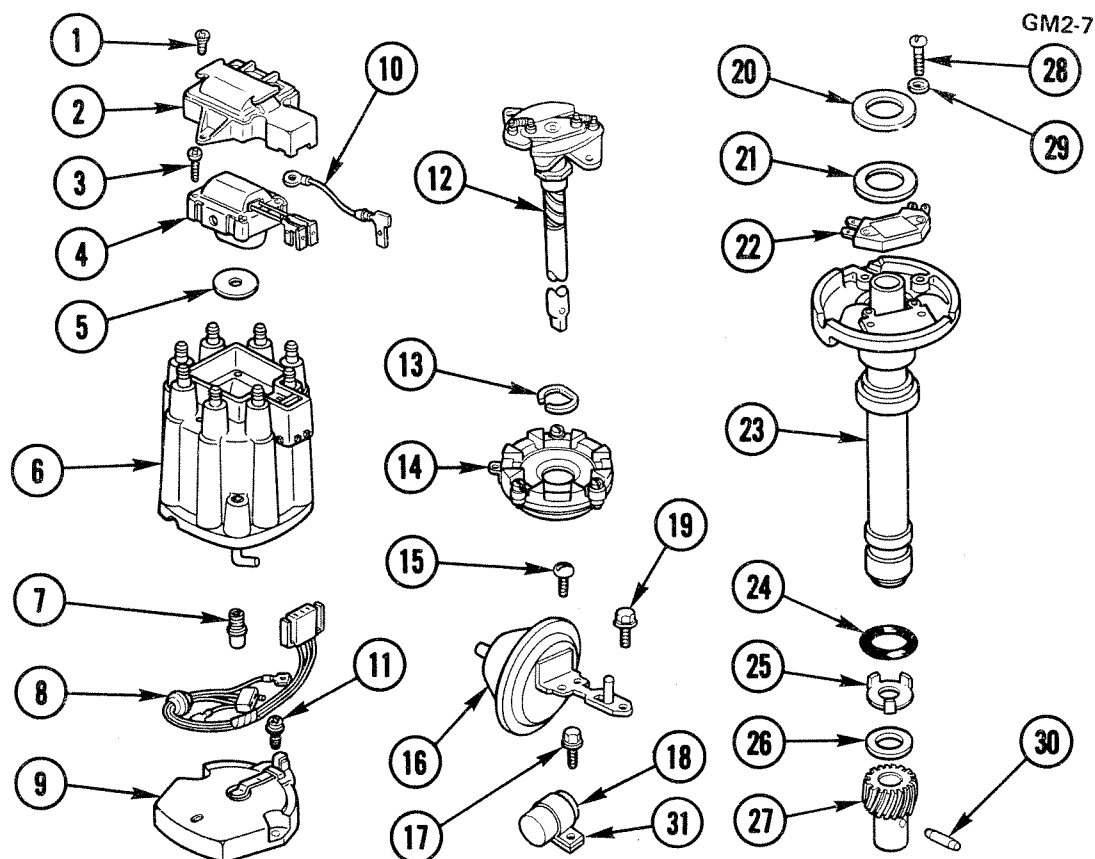
1969-82 GENERATOR

1. NUT, Drive End Shaft	2.280	18. WASHER, Bridge to End Frame	N.S.
2. WASHER, Drive End Shaft	2.280	19. TERMINAL, Alt Battery	2.313
3. PULLEY, Gen	2.274	20. BRIDGE, Rectifier-Positive	2.319
4. FAN, Gen Shaft	2.274	21. SPRING, Brush Holder	2.286
5. COLLAR, Shaft-Outside	2.307	22. FRAME, Slip Ring End	2.297
6. FRAME, Drive End	2.305	23. BOLT, Gen Thru	2.316
7. SLINGER, Grease	2.307	24. SCREW, W/Lockwasher (#8-32 x 3/8")	8.977
8. BEARING, Drive End	2.306	25. CAPACITOR, Gen	2.319
9. PLATE, Bearing Retainer	2.307	26. SCREW, Brush Holder-Insulated	2.291
10. COLLAR, Shaft-Inside	2.307	27. SCREW, Brush Holder-Ground	2.291
11. ROTOR, Gen	2.279	28. WASHER, Screw Insulator	2.291
12. STATOR, Gen	2.310	29. BRUSH, Gen	2.291
13. SCREW, Bearing Retainer Plate	2.307	30. REGULATOR, Voltage	2.500
14. NUT, Hex	8.915	31. SEAL, Slip Ring End Bearing	2.298
15. WASHER, Flat	8.929	32. BEARING, Slip Ring End	2.298
16. DIODE, Negative Trio	2.319	33. RESISTOR, Regulator to Brush Ground	2.319
17. SCREW (#8-32 x 7/8")	8.977		



1957-74 V8 IGNITION DISTRIBUTOR

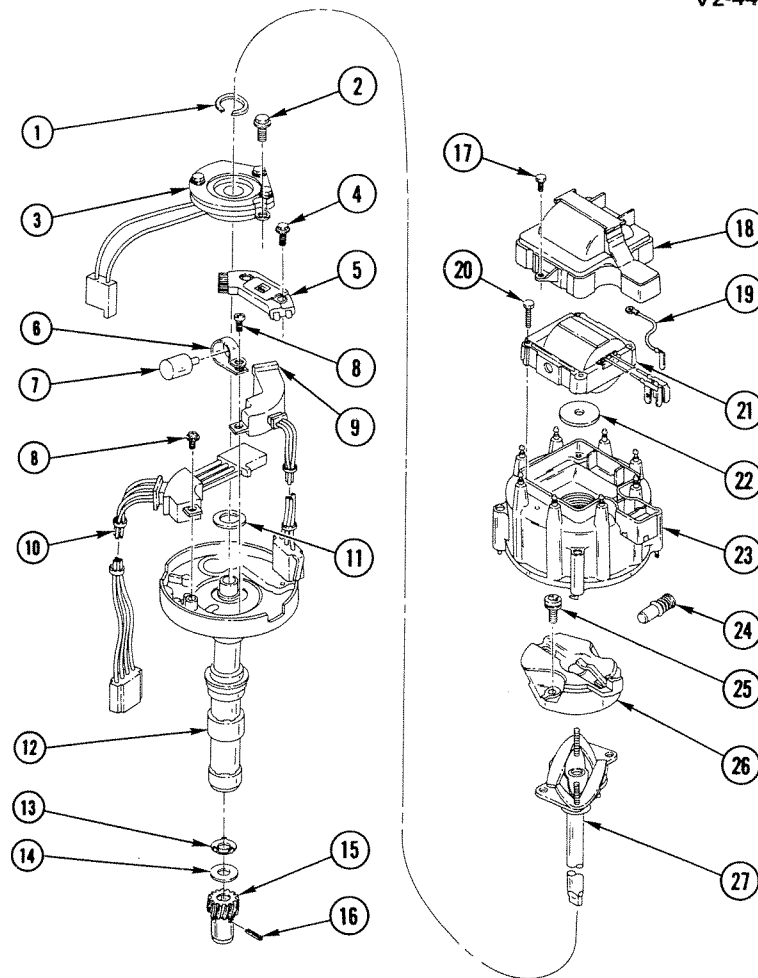
1. CONTACT & CAPACITOR ASM (1973)	2.384	17. WASHER	2.364
2. CAP	2.367	18. SEAL	2.364
3. SCREW (#10-32 x 5/8")	8.977	19. GEAR	9.750
4. WASHER (#10)	8.932	20. COUPLING	9.750
5. ROTOR	2.382	21. WASHER	9.750
6. SPRING	2.389	22. BUTTON	2.381
7. SLEEVE	2.385	23. HOUSING	2.362
8. WEIGHT	2.388	24. WASHER	2.379
9. CAM	2.381	25. GEAR	2.374
10. SHAFT	2.372	26. PIN (3/16"x7/18")	8.939
11. CONDENSER	2.393	27. GROMMET	2.401
12. BRACKET	2.393	28. LEAD	2.400
13. SPRING	2.385	29. CONTROL	2.410
14. PLATE	2.385	30. POINT UNIT	2.384
15. SCREW (#8-32 x 3/8")	8.977	31. RETAINER	2.364
16. WASHER (#8)	8.931	32. SCREW (#8-32 x 5/16")	8.906
		33. SCREW (#8-32 x 1/4")	8.906
		34. WICK	2.364



GM2-7

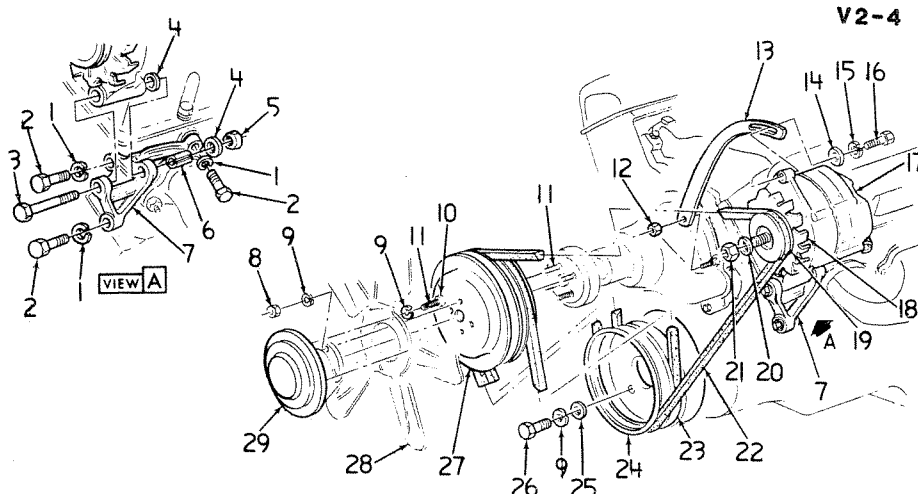
1974-80 HIGH ENERGY IGNITION DISTRIBUTOR

1. SCREW, Cap Cover Attaching	2.368	17. SCREW, Capacitor brkt	2.393
2. COVER, Distr Cap	2.368	18. CAPACITOR, Distr	2.393
3. SCREW, Coil Mtg W/Washer	2.183	19. SCREW (#8-32 x 7/16")	8.900
4. COIL, Distr	2.170	20. WASHER, Felt, Under Pole Piece & Plate	2.364
5. SEAL, Coil to Distr Cap	2.183	21. SEAL, Distr Hsg	2.363
6. CAP, Distr	2.367	22. MODULE, Control	2.383
7. BRUSH, Resistor	2.368	23. HOUSING, Distr	2.362
8. TERMINAL BLOCK, Module	2.383	24. "O" RING, Distr Hsg Stem	2.363
9. ROTOR, Distr	2.382	25. WASHER, Shaft Spacer (Tang)	2.379
10. LEAD, Distr Ground	2.400	26. WASHER, Shaft Thrust	2.379
11. SCREW, Rotor W/Washer	2.383	27. GEAR, Distr Driven	2.374
12. MAINSHAFT, Distr	2.372	28. SCREW, Module	2.383
13. RETAINER, Pole Piece & Plate	2.372	29. WASHER, Module	N.S.
14. POLE PIECE & PLATE, Distr Main	2.372	30. PIN, Gear Attach	2.379
15. SCREW (#8-32 x 7/16")	8.900	31. BRACKET, Distr Capacitor	2.393
16. CONTROL, Distr Vac	2.410		



1981-82 "Y" HIGH ENERGY IGNITION DISTRIBUTOR

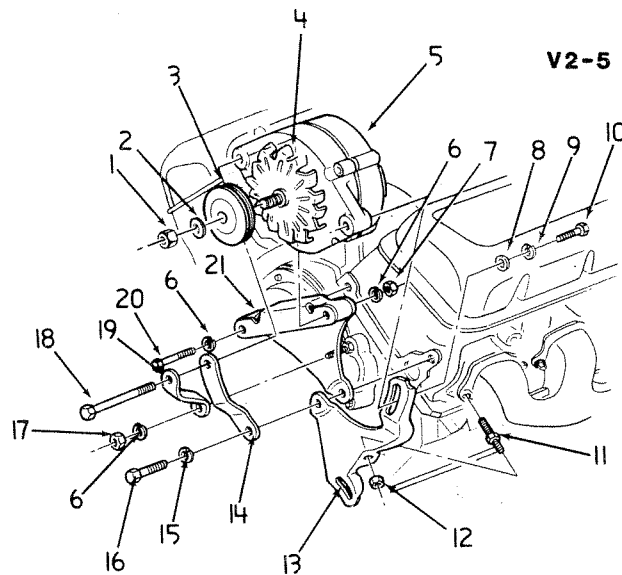
1.	2.372	RETAINER, Pole Piece & Plate	830446	12.	2.362	HOUSING, Distr (Includes Items 1 thru 11)	1978152
2.	2.372	SCREW, W/Lk Wa, Pole Piece & Plate	1977376	13.	2.379	WASHER, Tang Under Gear	1965864
3.	2.372	POLE PIECE, W/Plate	1976897	14.	2.379	WASHER, Under Gear	1837617
4.	2.383	SCREW, W/Lk Wa, Module Attaching	1891234	15.	2.374	GEAR, Distr	1958599
5.	2.383	MODULE, Distr	1978617	16.	8.939	PIN, Distr Gear (3/16" x 7/8")	456652
6.	N.S.	BRACKET, Capacitor (Part of Item 9 & 12)		17.	2.368	SCREW, Distr Cap Cvr Attaching	1876153
7.	N.S.	CAPACITOR, Distr (Part of Item 9 & 12)		18.	2.368	COVER, Distr Cap	1875960
8.	N.S.	SCREW, Pan Hd C/R (#8-32 x 11/32")(Part of Item 9 & 12)		19.	2.400	STRAP, Ground	1894868
9.	2.383	TERMINAL BLOCK (Includes Items 6,7 & 8)	1892261	20.	2.183	SCREW, W/Wa, Ign Coil Attaching	1875961
10.	2.383	TERMINAL BLOCK (To Module)	1979733	21.	2.170	COIL, Ignition	1875894
11.	2.363	SEAL, Housing	1950569	22.	2.183	SEAL, Under Ign Coil	1875962
				23.	2.367	CAP, Distr	1974408
				24.	2.368	BRUSH, Distr Cap Res	1875967
				25.	2.383	SCREW, W/Wa, Rotor Attaching	1875948
				26.	2.382	ROTOR, Distr	1977026
				27.	2.372	MAIN SHAFT	1976909



V2-4

1965-74 "Y" H/PER GENERATOR MOUNTING (396, 427, 454)

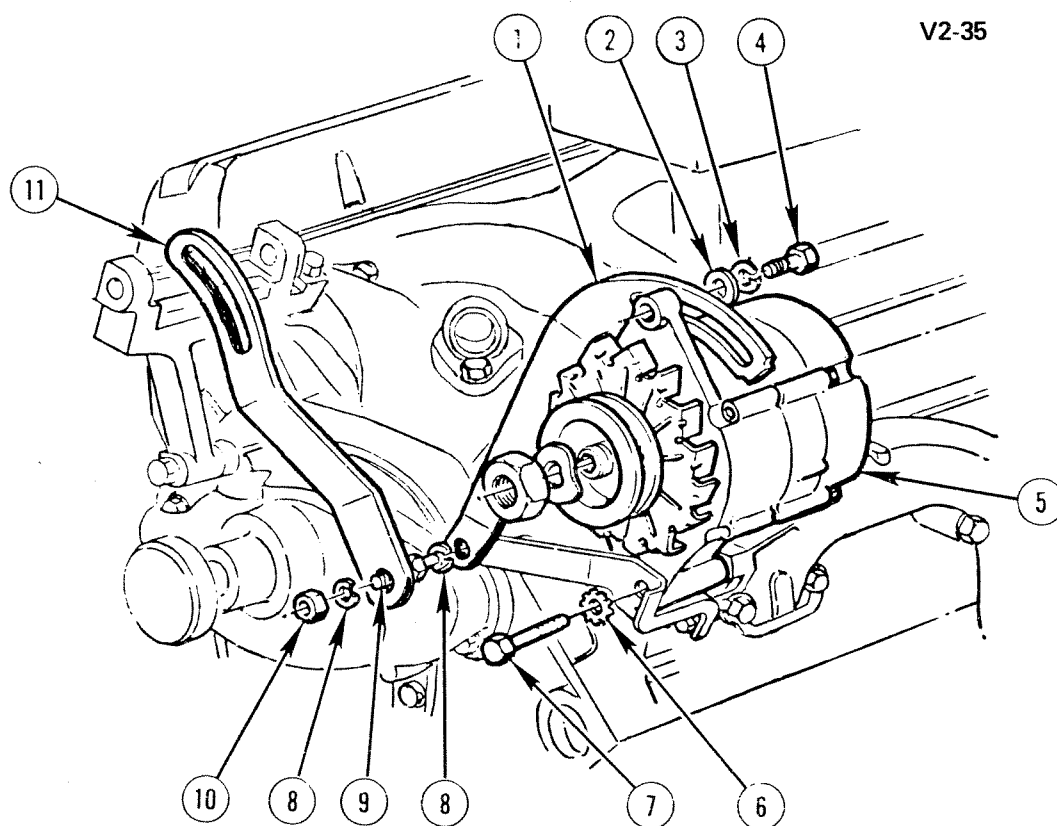
1. WASHER (3/8")	8.931
2. BOLT (3/8"-16 x 1")	8.900
3. BOLT	8.900
4. WASHER	8.929
5. NUT (3/8"-16)	8.917
6. SPACER	2.277
7. BRACKET	2.277
8. NUT (5/16"-18)	8.915
9. WASHER (1/4")	8.931
10. NUT (5/16"-24)	8.917
11. STUD	1.073
12. NUT (3/8"-16)	8.915
13. BRACE	2.317
14. WASHER (23/64")	8.929
15. WASHER (5/16")	8.931
16. BOLT (5/16"-18 x 1")	8.900
17. GENERATOR	2.275
18. FAN	2.274
19. PULLEY	2.274
20. WASHER (3/8")	8.931
21. BOLT (3/8"-16 x 2")	8.900
22. BELT	1.066
23. BELT	1.066
24. PULLEY	0.659
25. WASHER	8.931
26. BOLT	8.900
27. PULLEY ASM	1.062
28. BLADE ASM	1.064
29. CLUTCH ASM	1.050



V2-5

1965-74 "Y" GENERATOR MOUNTING W/P/S (396, 427, 454)

1.	NUT, Generator (5/8"-20)	2.280
2.	WASHER, Generator (Wave)	2.280
3.	PULLEY, Generator	2.274
4.	FAN	2.274
5.	GENERATOR	2.275
6.	WASHER (3/8")	8.921
7.	NUT (5/16"-24)	8.917
8.	WASHER (23/64")	8.929
9.	WASHER (5/16")	8.931
10.	BOLT (5/16"-18 x 1")	8.900
11.	STUD	3.275
12.	NUT	8.916
13.	BRACE, Pump Mounting	6.606
14.	SUPPORT, Lwr	2.277
15.	WASHER (5/16")	8.931
16.	BOLT (3/8"-16 x 1 1/4")	8.900
17.	NUT (3/8"-16)	8.915
18.	BOLT (3/8"-16 x 4 1/2")	8.900
19.	SUPPORT, Up	2.277
20.	BOLT (3/8"-16 x 2 3/8")	8.900
21.	BRACKET	2.277

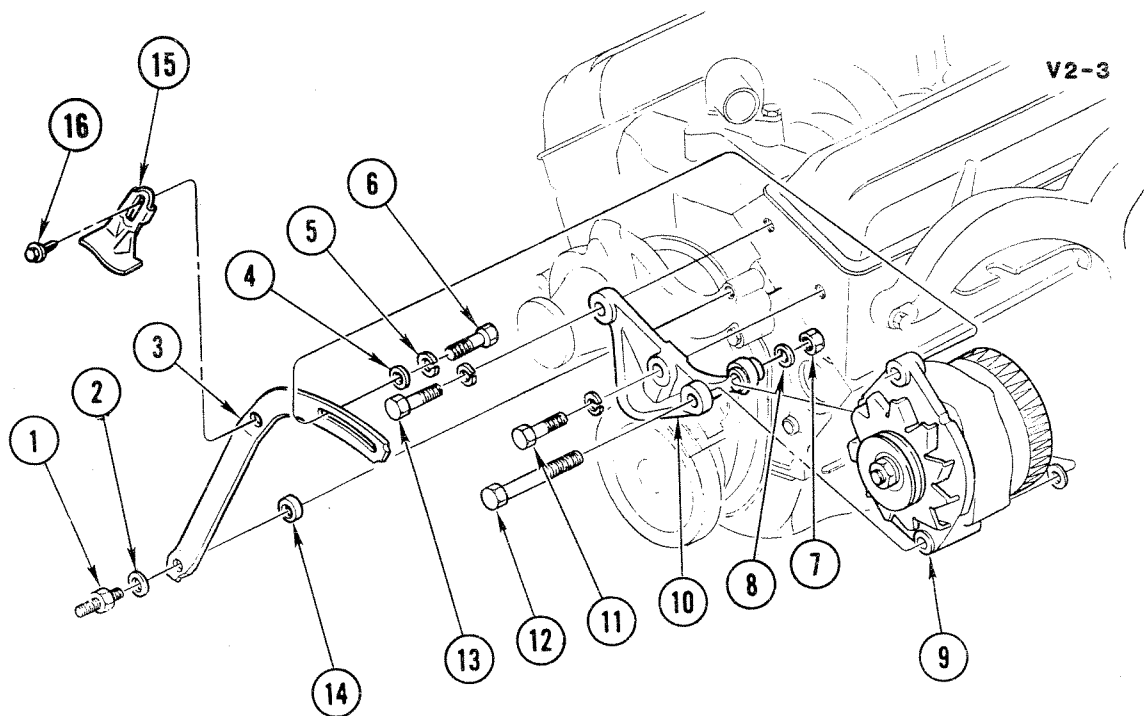


V2-35

V2-35

1966-72 "Y" GENERATOR MOUNTING (327, 350)

1. BRACE, Generator	2.317
2. WASHER, Gen to Brace (11/32")	8.929
3. WASHER, Lock (5/16")	8.931
4. BOLT (5/16"-18 X 1")	8.900
5. GENERATOR ASM	2.275
6. WASHER, Ext Tooth Lock	8.932
7. BOLT (3/8"-16 X 2 3/4")	8.900
8. WASHER, Lock (3/8")	8.931
9. STUD, Upper (3/8"-16 X 2 15/16")	1.073
10. NUT (3/8"-16)	8.917
11. BRACE, A.I.R. Pump	3.655

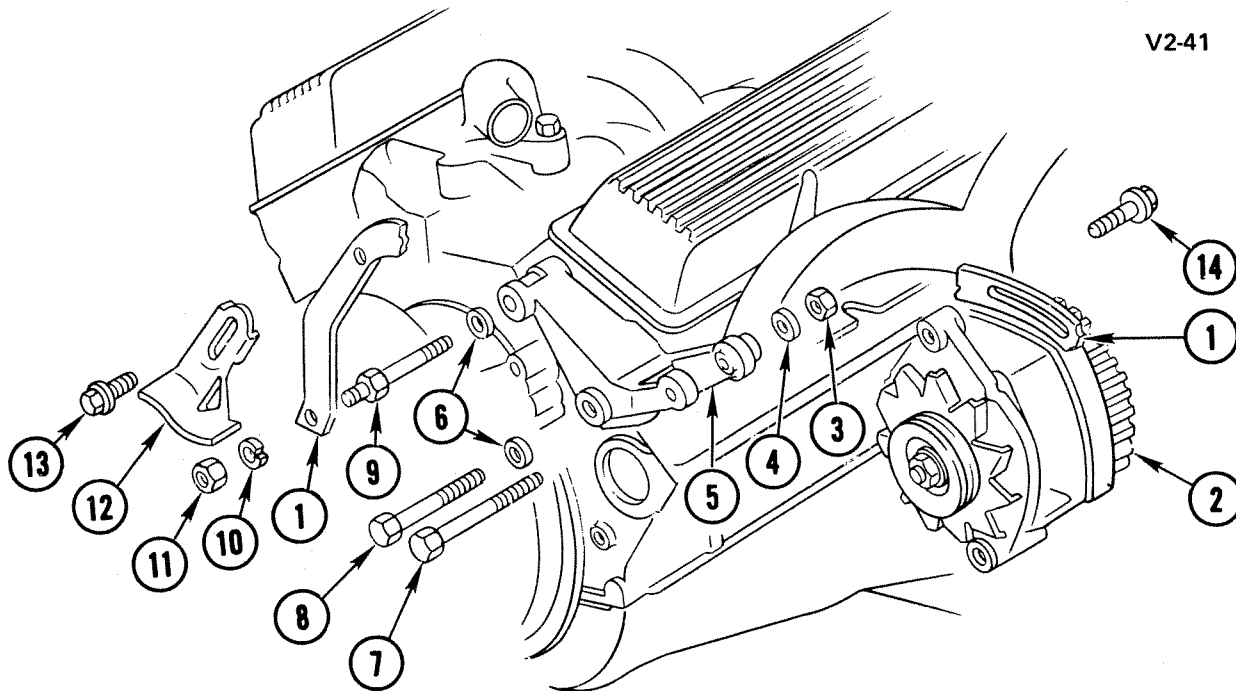


V2-3

1973-81 "Y" GENERATOR MOUNTING (EXC 70 AMP)

1. STUD (3/8"-16 x 2 15/16")	1.073
2. WASHER (3/8" x 43/64")	8.931
3. BRACE, Generator	2.317
4. WASHER, Generator to Brace (11/32")	8.929
5. WASHER (5/16" x 19/32")	8.931
6. BOLT (5/16"-18 x 1")(1973-78)	8.900
BOLT (M8-1.25 x 25)(1979-81)	8.900
7. NUT (3/8"-16)(1973-78)	8.917
NUT (M10-1.5)(1979-81)	8.917
8. WASHER, Generator to Brkt (25/64" x 47/64")	2.277
9. GENERATOR ASM	2.275
10. BRACKET, Generator	2.277
11. BOLT (3/8"-16 x 1 3/8")	8.900
12. BOLT (3/8"-16 x 4")(1973-78)	8.900
BOLT (M10-1.5 x 100)(1979-81)	8.900
13. BOLT (3/8"-16 x 1 1/4")	8.900
14. SPACER, Generator Brkt	N.S.
15. GUIDE, Generator Belt	2.274
16. BOLT (5/16"-18 x 5/8")	8.900

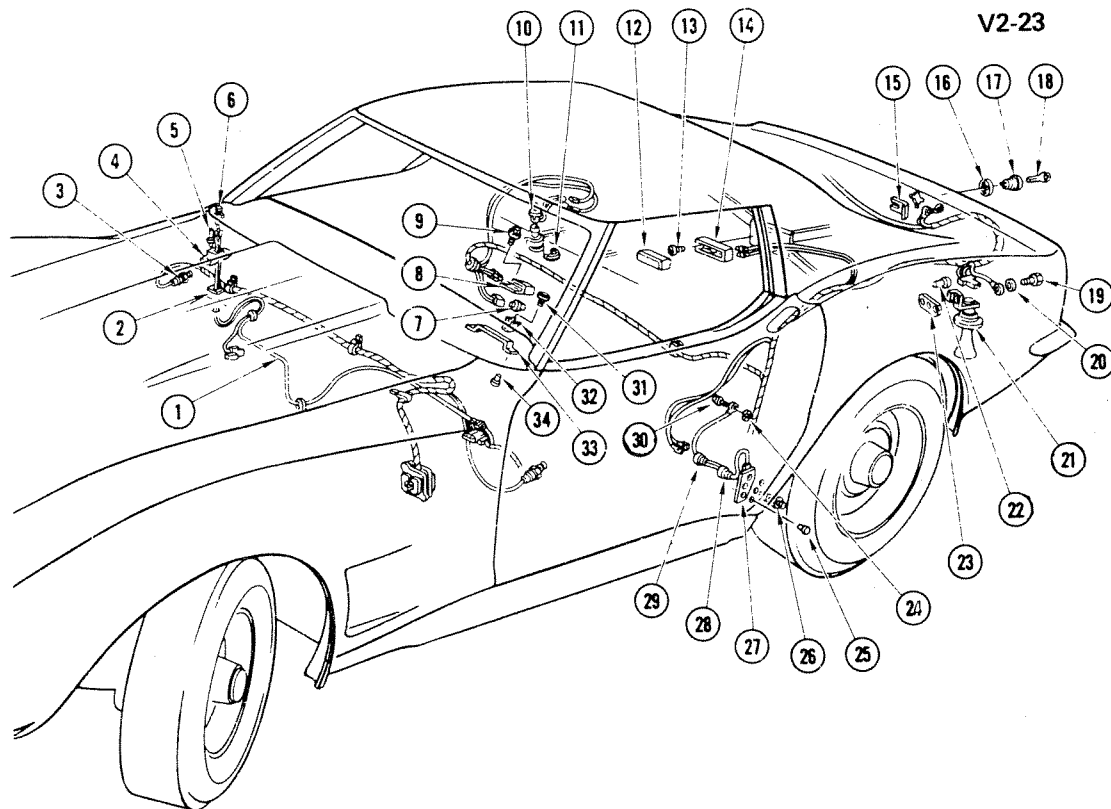
V2-41



V2-41

1980-82 "Y" GENERATOR MOUNTING (70 AMP)

1. BRACE, Gen Adj	2.317
2. GENERATOR	2.275
3. NUT (M10-1.5)	8.917
4. WASHER	8.931
5. BRACKET, Gen Mtg	2.277
6. WASHER	8.929
7. BOLT (M10-1.5 x 100)	8.900
8. BOLT (3/8-16 x 3)	8.900
9. STUD	1.073
10. WASHER	8.931
11. NUT (3/8-16)	8.915
12. GUIDE, Gen Belt	2.274
13. BOLT (5/16-18 x 5/8)	8.900
WASHER	8.931
14. BOLT (M10-1.5 x 25)	8.900

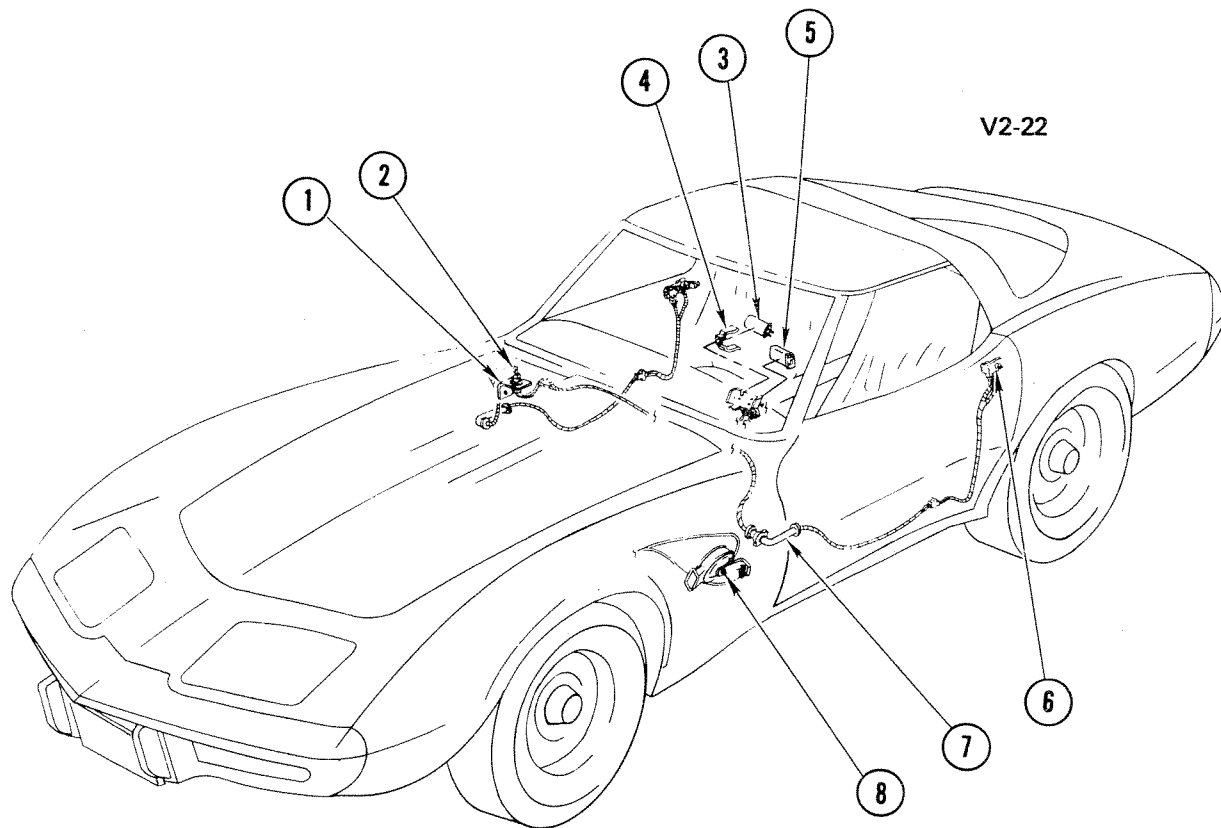


V2-23

V2-23

1968-76 "Y" ANTI-THEFT SYSTEM

1. HARNESS, Inst Pnl Wrg	2.480	18. KEY	2.187
2. RETAINER	8.934	19. BOLT (5/16"-18 x 5/8")	8.900
3. SWITCH	11.950	20. WASHER (5/16")	8.932
4. BRACKET, Anti-Theft Hood Switch	2.195	21. HORN	2.195
5. RIVET	8.967	22. BOLT (5/16"-18 x 3/4")	8.900
6. SWITCH	11.950	23. PLATE	2.195
7. FLASHER, Anti-Theft Horn	2.575	24. WASHER (#10)	8.932
8. RELAY, Anti-Theft Horn	2.815	25. RIVET (1/4" x 3/8")	8.967
9. SCREW (.250-14 x .500)	8.977	26. SWITCH, Dr Ajar Warning Lamp	11.950
10. SWITCH, Rr Stor Compt	10.275	27. PLATE, W/Wire, Dr Ajar Warn Lp	12.840
11. LENS, Rr Compt Stor Lamp	10.275	28. GROMMET, Body Wrg Harn	9.775
12. LENS, Rr Compt Ctsy Lamp	11.928	29. GROMMET, Body Wrg Harn	9.775
13. SCREW (#8-18 x .625)	8.909	30. SCREW (#10-16 x 1/2")	8.977
14. REFLECTOR, Side Roof Rail Lamp	11.927	31. SCREW (#6-20 x .500)	8.977
15. RETAINER, Anti-Theft Switch	10.551	32. CLIP, Dir Sig Lp Flshr	2.892
16. GASKET, Alarm System Switch	2.195	33. BRACKET, Horn Relay	2.195
17. SWITCH	2.195	34. RIVET (3/16" x 7/16")	8.967



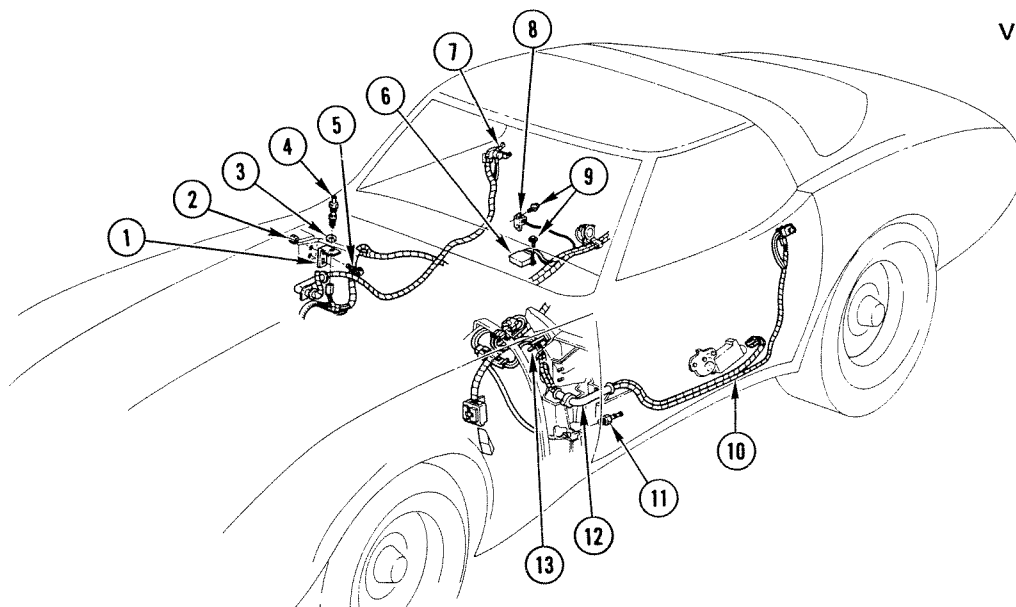
V2-22

V2-22

1977-80 "Y" ANTI-THEFT SYSTEM

1. BRACKET, Anti-Theft Hood Switch	2.195
2. SWITCH ASM, Anti-Theft Hood	2.195
3. FLASHER ASM, Anti-Theft Horn	2.575
4. CLIP, Anti-Theft Horn Flasher	2.892
5. RELAY ASM, Anti-Theft Horn	2.195
6. SWITCH, Anti-Theft Alarm W/Wire	10.485
7. CONDUIT, Wiring Harness	10.778
8. HORN ASM, Anti-Theft	2.195

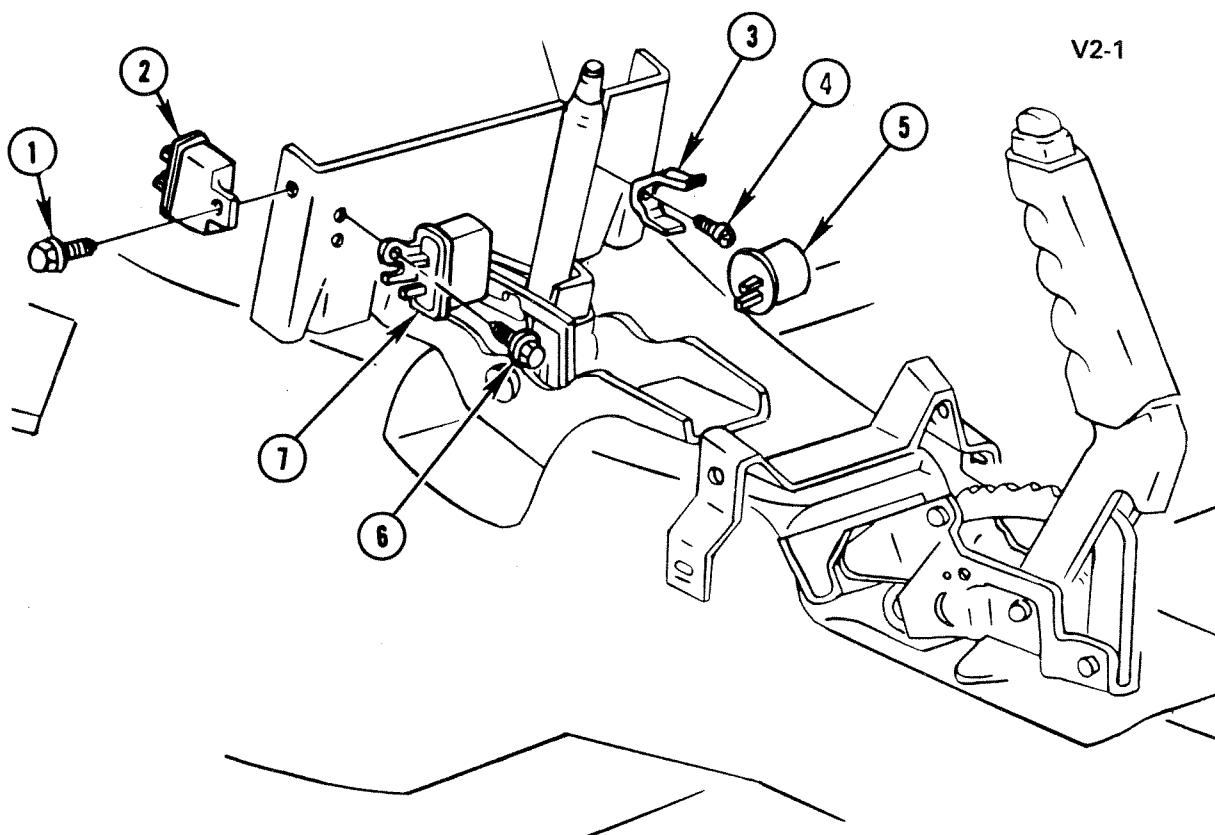
V2-43



V2-43

1981-82 "Y" ANTI THEFT SYSTEM

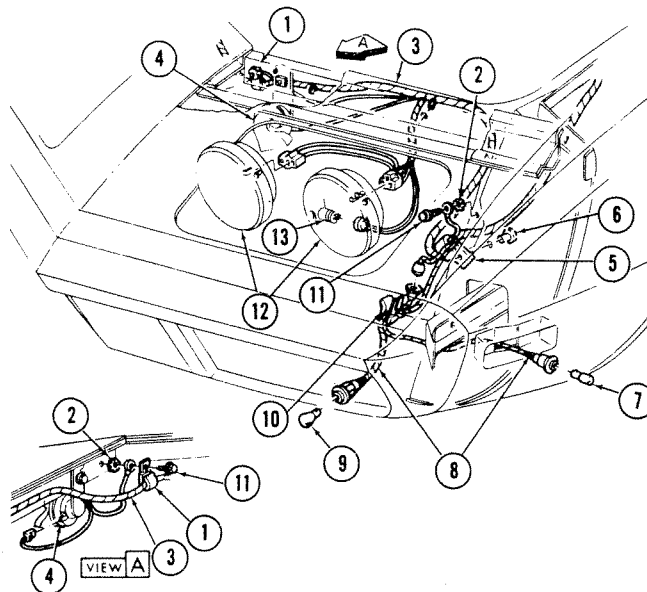
1. BRACKET, Theft Alarm Hood Sw	2.195
2. NUT, Hex (#10-24)	8.915
3. WASHER	8.929
4. SWITCH, Anti-Theft Hood (11.950)	2.195
5. SCREW, Hex Hd Mach (#10-24 x 3/4")	8.900
6. CONTROLLER	
7. CONTACT, F/D Lk Cyl Anti-Theft	10.485
8. CONTACT, F/D Lk Cyl Anti-Theft	10.485
9. SCREW, (M4.2-1.41 x 13)	8.977
10. WIRE, Power Window-LH	10.777
WIRE, Power Window-RH	10.777
11. SWITCH, Ctsy Lp-RH	11.950
SWITCH, Ctsy Lp-LH	11.950
12. CONDUIT, Door Elec Wrg	10.778
13. STRAP, (7") Adjustable	2.559



V2-1

1978-80 "Y" WINDOW & ANTI-THEFT RELAY

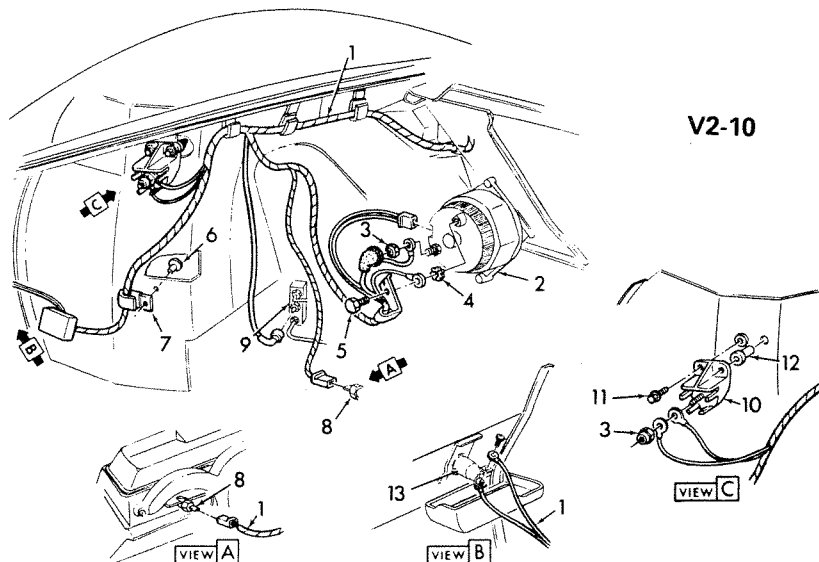
1. SCREW (M4.2 x 1.41 x 13)	8.977
2. RELAY, Elec	13.095
3. CLIP, Dir Sig Lmp Flshr	2.892
4. SCREW (M4.2-1.41 x 1.6)	8.977
5. FLASHER, Traffic Hazard	2.575
6. SCREW (#10-16 x 1/2")	8.977
7. RELAY, Aux Batt & Anti-Theft Horn	2.510



V2-9

1974-79 "Y" FORWARD LAMP WIRING L.H.

1. CLIP, (11/16" x 1/4")	8.950	8. WIRE, Parking Marker Lamp	2.596
2. WASHER, Lock (1/4")	8.932	9. BULB, Park Lamp	8.991
3. HARNESS ASM, Forward Lamp	2.480	10. RETAINER, Adj (Plastic Push-In)	2.559
4. HORN ASM	2.810	11. SCREW (1/4" 14 x 1/2")	8.977
5. CLIP, Chassis Wiring Harness	2.559	12. CAPSULE, HdIp W/Seal Beam	2.725
6. RIVET	8.967	13. SWITCH ASM, HdIp Door Open	2.755
7. BULB, Marker Lamp	8.991	Warning	

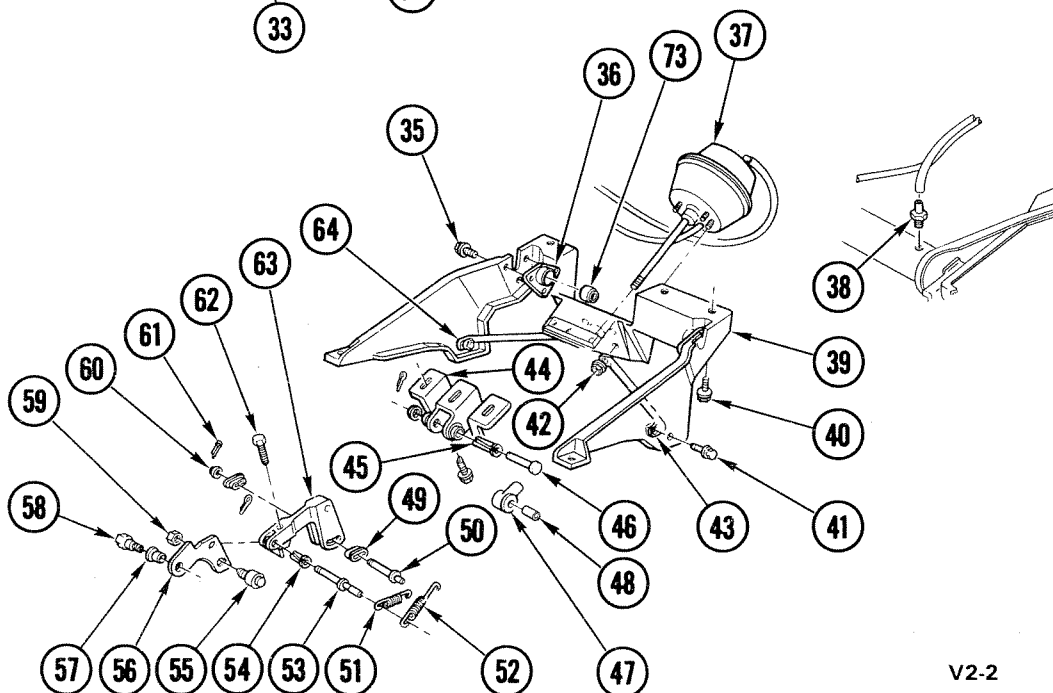
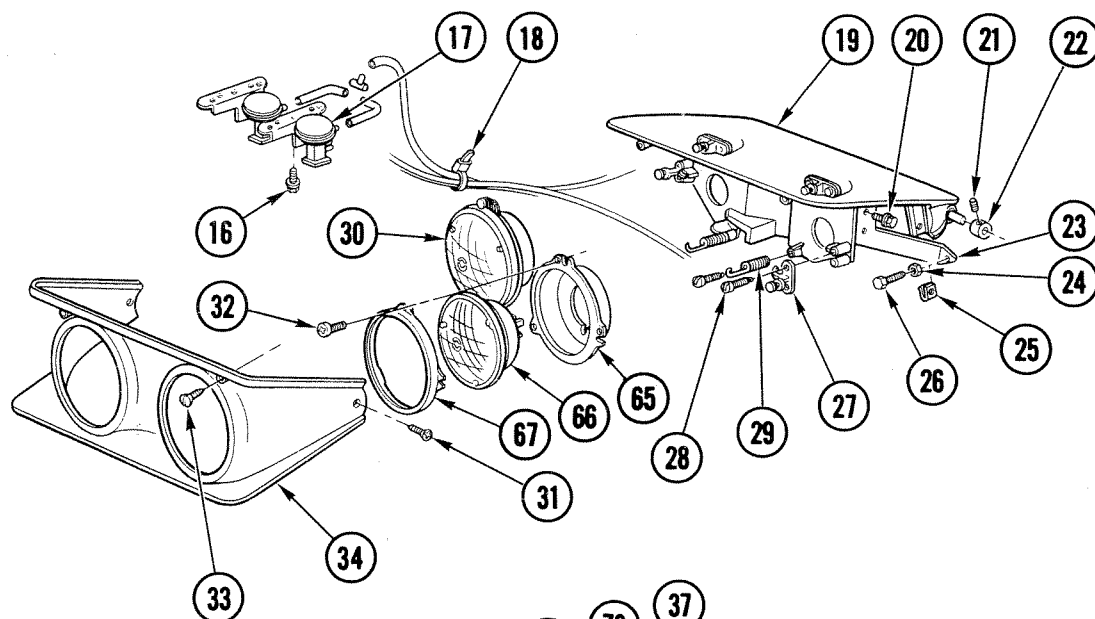
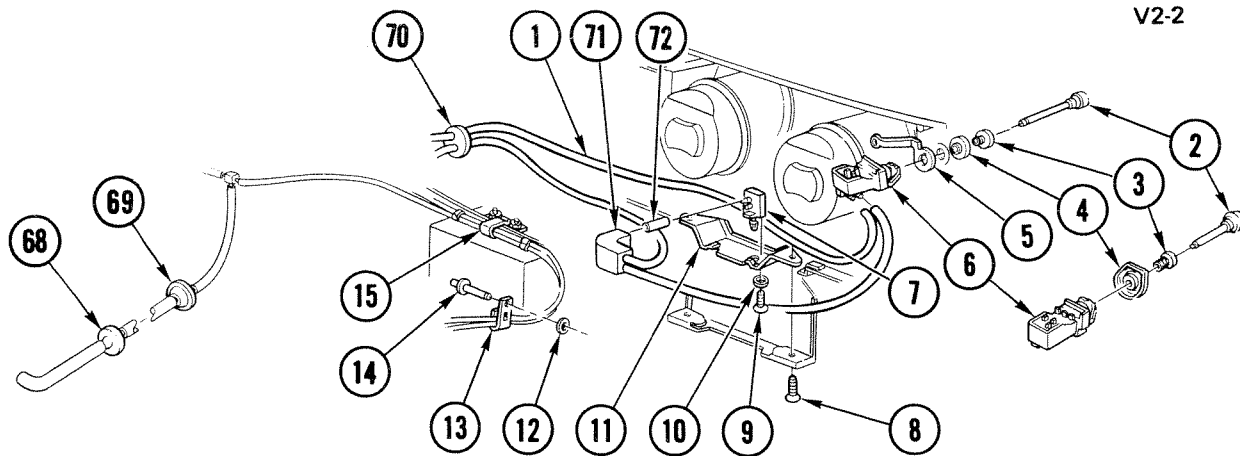


V2-10

V2-10

1974-76 "Y" FORWARD LAMP WIRING

1. HARNESS, Forward Lamp	2.480	7. CLIP, Harness	2.559
2. GENERATOR ASM	2.275	8. SWITCH, Temperature	1.150
3. NUT, Hex Lock (#12-24)	8.915	9. SWITCH, Brake	4.874
4. WASHER	8.931	10. BLOCK ASM	2.342
5. BOLT	2.313	11. SCREW	2.500
6. RIVET	8.967	12. NUT, Barrel	8.924
		13. SWITCH, Anti-Theft	2.195

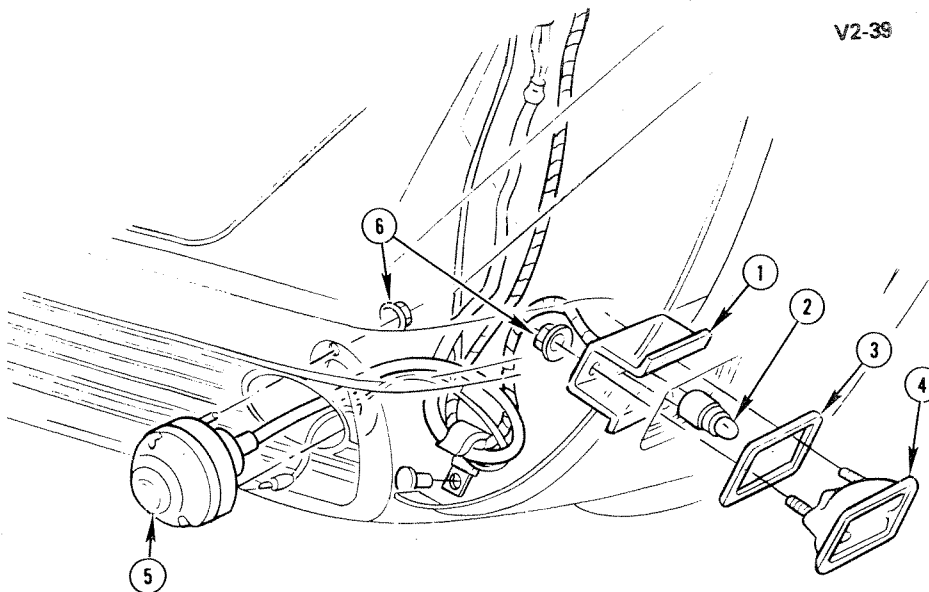


V2-2

1968-82 "Y" VACUUM OPERATED HEADLAMPS

1968-82 "Y" VACUUM OPERATED HEADLAMPS

1.	8.962	HOSE ASM, Hdip Vac (5/32"-7/32"-5/16")		36.	2.765	BEARING, Opening Hsg	362995
2.	2.486	KNOB, W/Rod (1966-67)	3876490	37.	2.760	ACTUATOR, Cont Dr-LH	5638541
	2.486	KNOB, W/Rod (1968-71)	3961512		2.760	ACTUATOR, Cont Dr-RH	5638542
	2.486	KNOB, W/Rod (1972-76)	3986884	38.	N.S.	FITTING, Vac Hose	
	2.486	KNOB, W/Rod (1977)	3961512	39.	2.765	SUPPORT, Hdip Open Actuator-LH (1968-74)	6258533
	2.486	KNOB, W/Rod (1978-80)	469098		2.765	SUPPORT, Hdip Open Actuator-RH (1968-74)	6258534
	2.486	KNOB, W/Rod (1981-82)	14032060	2.765	SUPPORT, Hdip Open Actuator-LH (1975-82)	347889	
3.	2.487	NUT, Lgt Sw Rod	3916710		2.765	SUPPORT, Hdip Open Actuator-RH (1975-82)	347890
4.	2.487	BEZEL, Lgt Sw (1968-77)	3951226	40.	N.S.	SCREW, Hdip Opng Actuator Hsg Supt	
	2.487	BEZEL, Lgt Sw (1978-82)	473225	41.	8.977	SCREW (5/16"-18 x 13/16")	
5.	2.485	STRAP, Lgt Sw Grd (1968-77)	392779	42.	8.917	NUT (5/16"-18)	
6.	2.486	SWITCH, Snap-On Term (6 Volt)(1953-55)	1995041	43.	2.765	ROD, Actr Supt Outboard-LH	3926353
	2.486	SWITCH (12 Volt)(1955-57)	1995082		2.765	ROD, Actr Supt Outboard-RH	3926354
	2.486	SWITCH (1958-63)	1995096	44.	2.765	BRACKET, Hsg Actuator	3922499
	2.486	SWITCH (1964-67)	1995179	45.	2.765	BUSHING, Hdip Actr Link (1/4" OL)	3915898
	2.486	SWITCH (1968-77)	1995191		2.765	BUSHING, Hdip Actr Link (1 3/4" OL x 3/8" Dia)	3927674
	2.486	SWITCH (1978-82)	1995215	46.	2.765	PIN, Hsg Actuator Link Clevis Pivot (Exc Grooves)	3927676
7.	2.760	VALVE, Actr	5638317	47.	2.765	ROD, Actr Link Clv	3958887
8.	8.977	SCREW (#8-18 x 1")		48.	2.765	SLEEVE, Hdip Actr Rr Link	3922498
9.	8.977	SCREW (#6-20 x 1/2")		49.	2.755	INSERT, Hsg Actr Rr Link	3922497
10.	8.929	WASHER (5/32" x 3/8")		50.	2.765	PIN, Hsg Actr Rr Link (2 1/2" OL)	3927672
11.	2.755	BRACKET, Acc Door Manual Sw Mtg (1969-77)	3958714	51.	2.765	SPRING, Hsg Actr Link	3926434
12.	8.929	WASHER, Hdip Hose Clip		52.	2.760	SPRING, Housing	3935516
13.	N.S.	CLIP, Attach Hdip Vac Hose		53.	2.765	PIN, Hdip Hsg Actr Link Clevis (Grooved)	3926433
14.	N.S.	RIVET, Hdip Hose Clip (1963-75)		54.	2.765	BUSHING, Hsg Actr Link (Use Item #45 Cut to Length)	
15.	10.155	CLIP, Hdip WSWA & Vapor Can Vac Hose (1974-76)	1488359	55.	2.755	SWITCH, Dr Opg Warning (1969-77)	3951239
	10.155	CLIP, Hdip WSWA & Vapor Can Vac Hose (1977-81)	467306	56.	2.765	LINK, Hsg Frt	3953034
16.	8.906	SCREW (#10-24 x 1/2")		57.	2.765	BUSHING, Hsg Actuator Link (1/4" OL)	3915898
17.	2.755	RELAY, Actuator	5638427	58.	2.765	SCREW, Hsg Actuator Link	3915899
18.	2.559	STRAP, Wrg Harn	3816659	59.	8.916	NUT (3/8"-16)	
19.	2.770	HOUSING, Opening Cover-LH (1st Des)(1968)	3932935	60.	N.S.	WASHER, Hdip Hsg Actr Link	
	2.770	HOUSING, Opening Cover-RH (1st Des)(1968)	3932936	61.	N.S.	PIN, Rr Link	
	2.770	HOUSING, Opening Cover-LH (2nd Des)(1968-82)	3938115	62.	2.765	SCREW, Hsg Rr Link Adj (1969-77)	3918509
	2.770	HOUSING, Opening Cover-RH (2nd Des)(1968-82)	3938116		2.765	SCREW, Hsg Rr Link Adj (5/16"-18 x 2 1/2" Cad)(1978-82)	473239
20.	8.977	SCREW (1/4"-20 x 5/8")		63.	2.765	LINK, Hsg Rr	461162
21.	8.975	SCREW (1/4"-20 x 1/4")		64.	2.765	ROD ASM, Actr Supt Inr-LH	3926351
22.	2.765	STOP, Hsg Brg Control	3926235		2.765	ROD ASM, Actr Supt Inr-RH	3926352
23.	2.775	STOP, Opg Cvr (1968-69)	3958749	65.	2.726	RING, Mounting	
	2.775	STOP, Opg Cvr-LH (1970-82)	14015263	66.	2.727	SEALED BEAM, Otr	5964600
	2.775	STOP, Opg Cvr-RH (1970-82)	14018946		2.727	SEALED BEAM, Inr	5930632
24.	8.915	NUT, Hdip Opg Cover Hsg (1/4"-20)		67.	2.731	RING, Retaining	5954892
25.	8.921	NUT (#8)		68.	2.760	FILTER, Air Chk Vlv Type	5638432
26.	8.900	BOLT (1/4"-20 x 1")		69.	2.760	VALVE, Resv Check	3926296
27.	2.737	BRACKET, Hdip Adj Screw	5959752	70.	2.760	GROMMET (1963-66)	4910180
28.	8.977	SCREW, Hdip Adj Spring (#8-32 x 1/2")		71.	2.765	CONNECTOR, Vac Hose (1969-76)	3947949
29.	2.737	SPRING, Beam Adj	5949989		2.765	TERMINAL, Insert (1969-76)	3934265
30.	2.725	CAPSULE, Headlamp		73.	2.765	BEARING, Opg Hsg (Less Retainer)	3915687
31.	8.977	SCREW (#8-18 x 5/8")					
32.	2.736	SCREW, Hdip Ret Rg (#8-18)	5966249				
33.	8.977	SCREW (#8-32 x 3/8")					
34.	2.728	BEZEL, Hdip Rim-LH	331817				
	2.728	BEZEL, Hdip Rim-RH	331818				
35.	8.977	SCREW, Hdip Opng Actuator Hsg Supt (5/16"-18 x 5/8")					

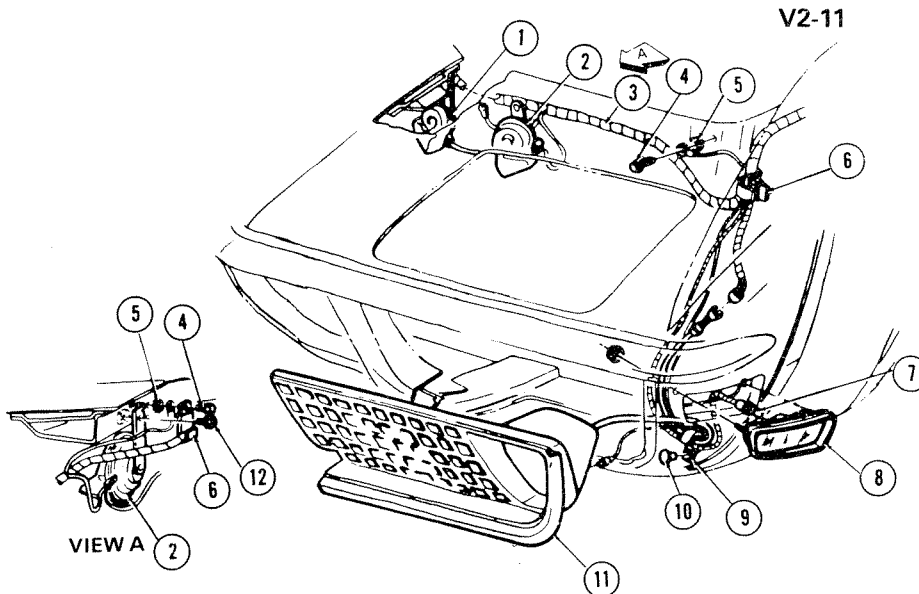


V2-39

V2-39

1968-69 "Y" PARKING AND SIDE MARKER LAMPS

1.	N.S.	BRACKET, Frt Fdr & Rr Otr Si Marker Lp	3.	2.575	GASKET, Si Mkr Lamp	5960511
2.	8.991	BULB, #194	4.	2.575	LAMP, Frt Fdr Si Mkr	911045
			5.	2.585	LAMP, Parking	916765
			6.	8.921	NUT, Park Lp Retaining	

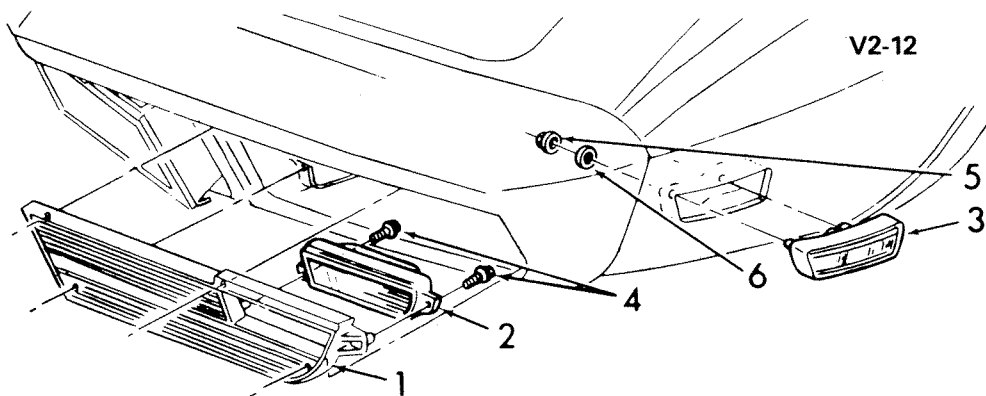


V2-11

V2-11

1970-72 "Y" PARKING & SIDE MARKER LAMPS

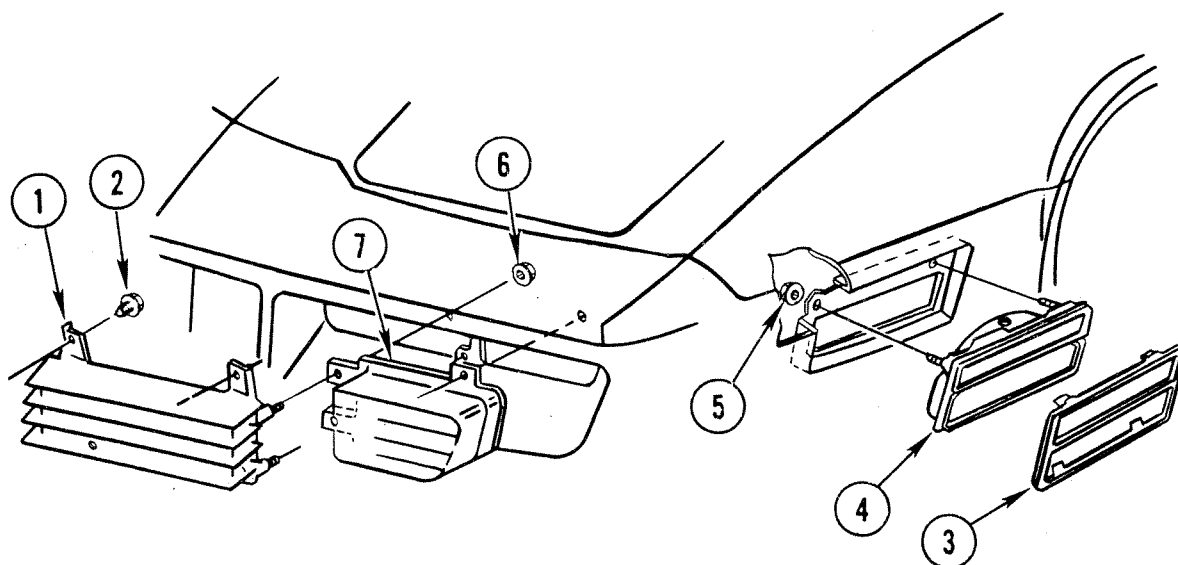
1.	HORN ASM, Low Note	2.810	8.	LAMP ASM, Side Marker	2.575
2.	HORN ASM, High Note	2.810	9.	CLIP	2.559
3.	HARNESS ASM	2.480	10.	RIVET	8.967
4.	SCREW (1/4"-14 x 5/8")	8.977	11.	HOUSING ASM	2.586
5.	WASHER, Lock (1/4")	8.932		GASKET	2.590
6.	CLIP	2.559		LENS ASM	2.589
7.	BULB (#194)	8.991	12.	BOLT ASM, (5/16"-18 x 1/2")	8.900



V2-12

1973-79 "Y" PARKING & SIDE MARKER LAMPS

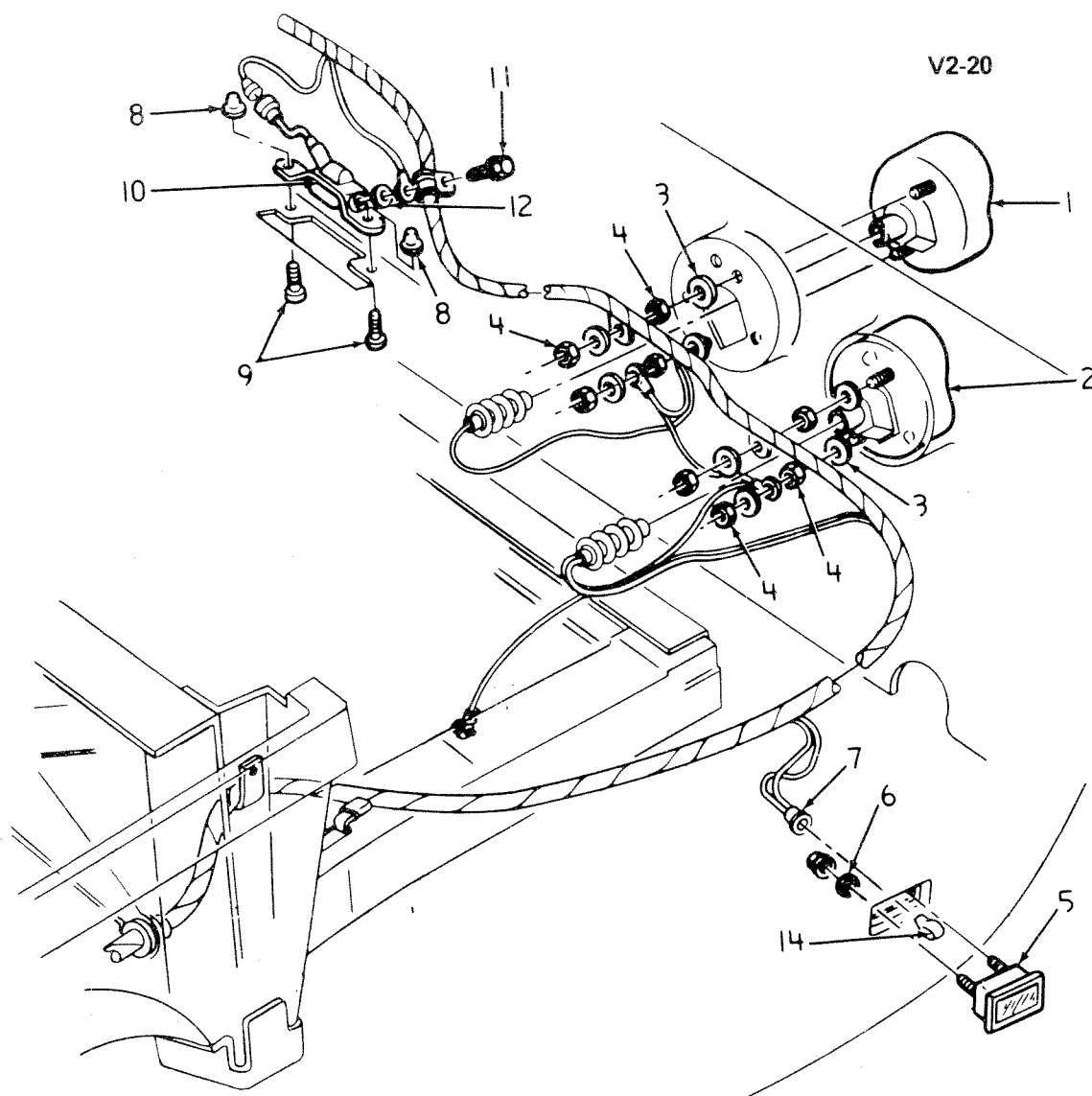
1. GRILLE, Outer	1.266	4. SCREW ASM	8.977
2. LAMP ASM, Parking	2.585	5. NUT	8.921
3. LAMP ASM, Marker	2.575	6. WASHER	8.931



V2-25

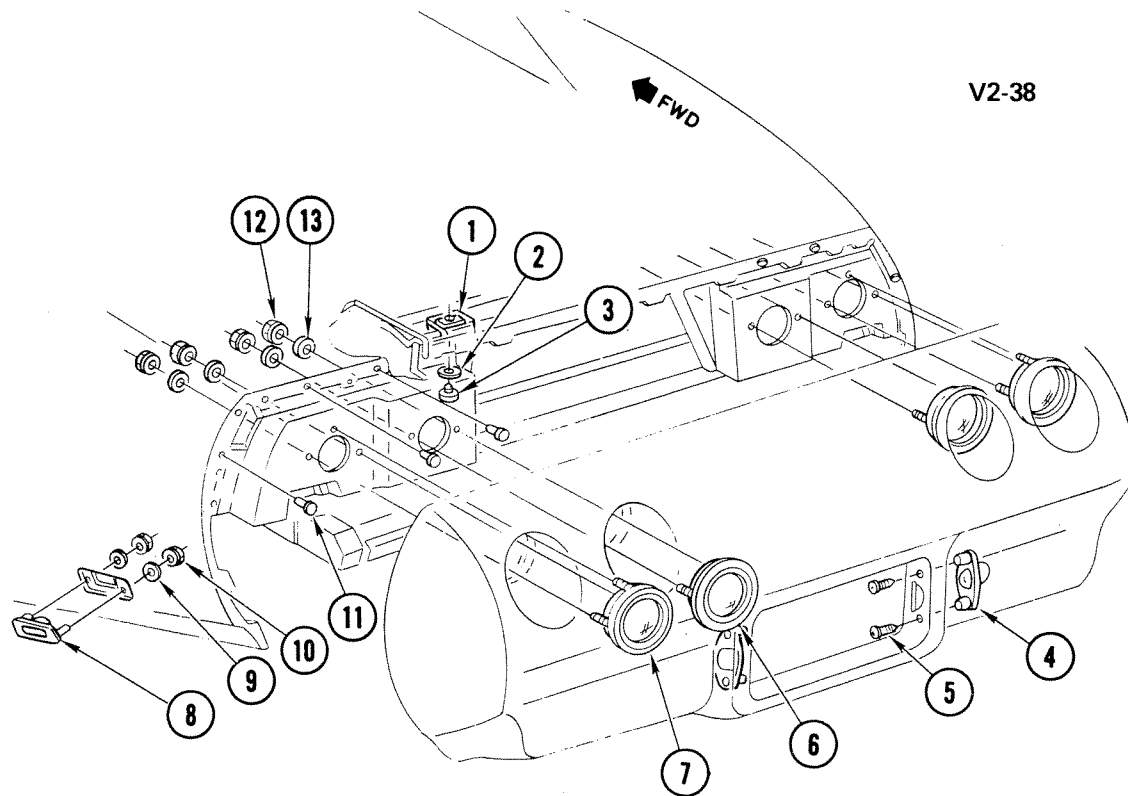
1980-82 "Y" PARKING & SIDE MARKER LAMPS

1. 1.266 GRILLE ASM, Rad Otr-LH	14011879	2.585 LAMP ASM, Cornering-RH	914736
1. 1.266 GRILLE ASM, Rad Otr-RH	14011880	5. 8.921 NUT, Spring, Self Tapping (1/4")	
2. 8.977 SCREW, Tap (M4.2 x 1.41 x 20)		6. 8.915 NUT (#10-24)	
3. 2.586 ORNAMENT, Cornering-LH	5936617	7. 2.585 LAMP ASM, Park & Dir Sig-LH	914559
3. 2.586 ORNAMENT, Cornering-RH	5936618	2.585 LAMP ASM, Park & Dir Sig-RH	914560
4. 2.585 LAMP ASM, Cornering-LH	914735		



1968-73 "Y" REAR LAMPS

1. LAMP ASM, Back Up	2.697	4. NUT (1/4"-20)	8.915
2. LAMP, Tail Stop & Dir Signal (Serviced by Components)	2.697	5. LAMP ASM, Side Marker	2.575
GASKET, Tail Lamp Lens	2.684	6. WASHER (5/16")	8.929
GASKET, Tail Lamp	2.660	7. NUT (1/4")	8.921
HOUSING ASM, Tail & Stop Lamp ...	2.680	8. PLUG (5/16")	8.970
SCREW (#8-32 x 3/4")	8.913	9. SCREW (#8-18 x 5/8")	8.977
LENS, Tail & Stop W/Dir Signal	2.682	10. LAMP ASM, Lic Plate	2.700
3. WASHER (9/32")	8.143	11. BOLT (#10-24 x 1/2")	8.900
		12. WASHER (#10)	8.932
		13. BULB, (#168 12V 3CP)	8.991

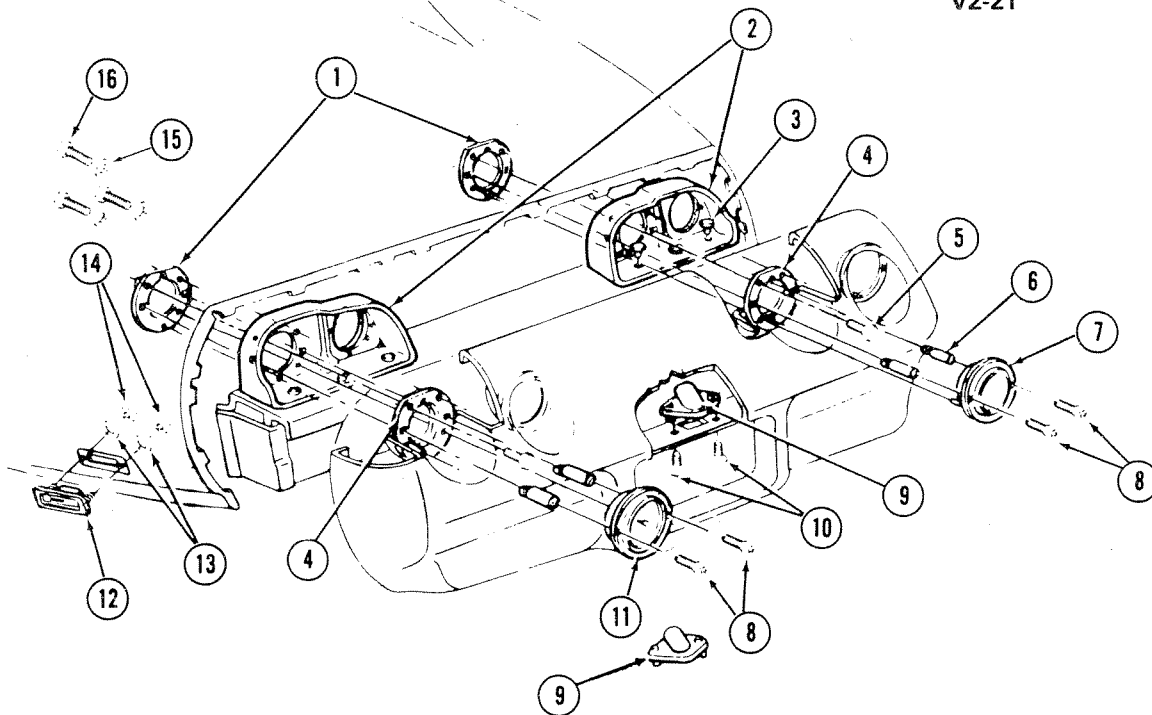


V2-38

1974 "Y" REAR LAMPS

1.	2.680	PANEL, Tail Lamp Mt-LH	345417
	2.680	PANEL, TAIL Lamp Mt-RH	345418
2.	8.929	WASHER, Flat (5/16")	
3.	8.977	SCREW, Tap (1/4"-20 X 3/4")	
4.	2.700	LAMP, Lic Plate	899794
5.	9.262	SCREW (#8-18 X 1/2")	3909073
6.	2.697	LAMP, Backing	897169
7.	2.697	LAMP, Tail & Stop	897168
8.	2.575	LAMP, Rr Qtr & Si Mkr-LH	362957
	2.575	LAMP, Rr Qtr & Si Mkr-RH	362958
9.	8.929	WASHER (15/16" X 3/4")	
10.	2.575	NUT, Si Mkr Lp Ret (Self-Thread for .330 Stud)	8797130
11.	8.967	RIVET, Dome Head	
12.	N.S.	NUT, Hex (1/4"-20)	
13.	8.143	WASHER (9/32" X 1 1/8")	3704579

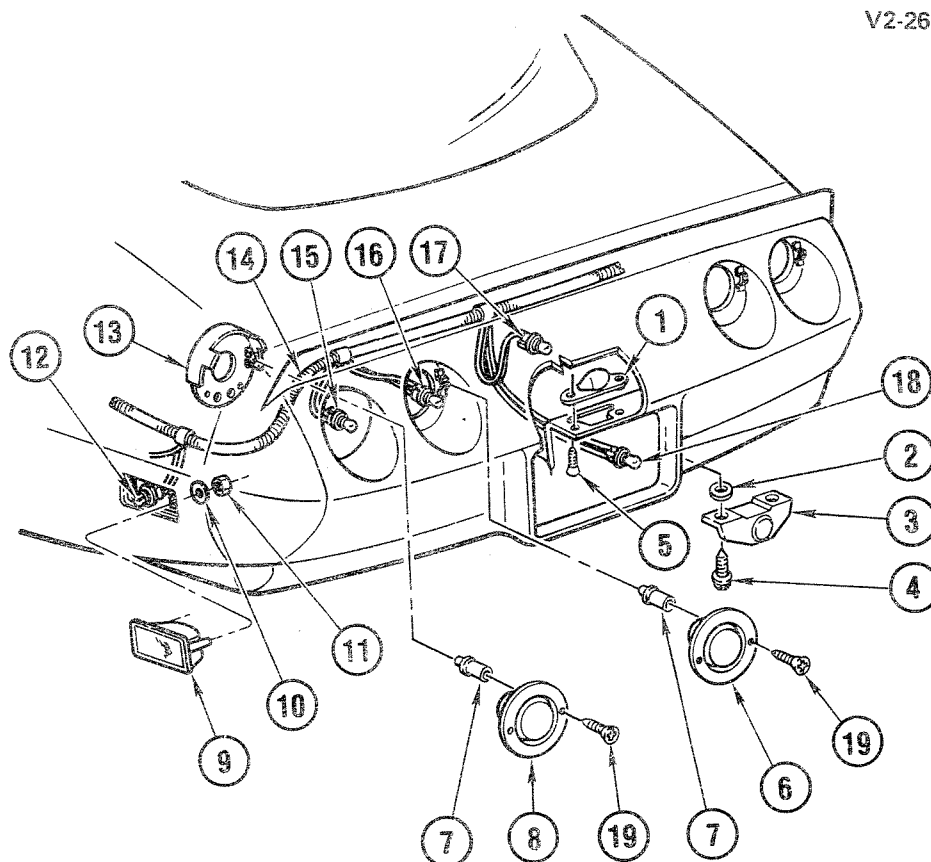
V2-21



V2-21

1975-79 "Y" REAR LAMPS-TAIL, LICENSE & SIDE MARKER

1. RETAINER, Tail & Stop Lamp Mtg Pnl	2.660
2. PANEL, Tail Lamp Mtg	2.680
3. SCREW (1/4"-20 x 7/8")	8.977
4. REINFORCEMENT, Tail & Stop Lamp Mtg Pnl	2.662
5. BOLT (1/4"-20 x 1")	8.900
6. NUT, Tail & Stop Lamp Mtg Anchor	2.660
7. LAMP ASM, Back Up	2.697
8. SCREW (#8-18 x 2 1/4")	8.977
9. LAMP ASM, Rr License	2.700
10. SCREW (#8-18 x 1/2")	8.977
11. LAMP ASM, Tail & Stop	2.679
12. LAMP ASM, Rear Quarter Side Marker	2.575
13. WASHER (5/16" x 47/64" x 1/16")	8.929
14. NUT (1/4")	8.921
15. WASHER (1/4")	8.929
16. SCREW (1/4"-20 x 3/4")	8.977



V2-26

1980-82 "Y" REAR LAMPS-TAIL, LICENSE & SIDE MARKER

1.	2.700	LAMP ASM, Lic Plt	912116
2.	8.929	WASHER, Flat (M8 x 4.5)	
3.	9.988	LAMP ASM, Spare Tire (1980-81)(2.700)	913668
	9.988	LAMP ASM, Spare Tire (1982)(2.700)	912390
4.	8.977	SCREW, Hex W/Flat Wa Tap (M4.2 x 1.41 x 16)	
5.	N.S.	SCREW	
6.	2.697	LAMP ASM, Back Up	914037
7.	2.660	NUT, Rr Lp Mt Anchor	347923
8.	2.679	LAMP ASM, Tail & Stop	914031
9.	2.575	LAMP ASM, Rr Qtr Side-LH	362957
	2.575	LAMP ASM, Rr Qtr Side-RH	362958
10.	8.929	WASHER, Flat (11/32" ID 11/16" OD 1/16" Thk)	
11.	2.575	NUT, Side Mkr Lp Ret	8797130
12.	2.575	SOCKET, W/Cable, Si Mkr Lp	6298886
	8.991	BULB (#168)	9425542
13.	2.660	RETAINER, Rr Lp Mt Pnl	14011849
14.	13.090	HARNES, Body Wiring (See Catlog)	
15.	2.694	SOCKET, Rear Lp (2.596)	12013813
	8.991	BULB, Rear Lp (#1157)	9428902
16.	2.697	SOCKET, W/Cable, B/U Lp (2.596)	8909518
	8.991	BULB, B/U Lp (#1156)	9417866
17.	2.714	SOCKET, Lic Plt Lp	8918527
	8.991	BULB (#168)	9425542
18.	9.988	SOCKET, Spare Tire (2.714)	8918527
	8.991	BULB (#168)(1980)	9425542
	8.991	BULB (#194)(1981-82)	9421330
19.	8.977	SCREW, Pan Hd Torx C/R Tap (M4.2 x 1.41 x 60)	

[illegible]

BLANK-3



CHEVROLET CHASSIS GROUP 2.000



CHASSIS WIRING — LAMPS

ALPHABETICAL INDEX

A

ACTUATOR, Concealed Headlamp Control Drive	2.760
ACTUATOR, Headlamp Dimmer	2.459
ACTUATOR, Ignition Switch Warning, Lock or Headlamp	2.195
AMMETER, Instrument Panel	2.515
AMPLIFIER, Distributor	2.383
ARMATURE, Starter Motor	2.043
ARM, Direction Signal	2.895

B

BEARING, Concealed Headlamp Control Opening Cover	2.765
BEARING, Direction Signal	2.895
BEARING, Generator Drive End	2.306
BEARING, Generator Slip Ring End Frame	2.298
BEZEL, Headlamp	2.728
BEZEL, Headlamp Switch	2.487
BEZEL, Side Marker and Hazard Flasher	2.575
BEZEL, Tail Lamp Lens	2.689
BLOCK, Battery (Positive)	2.342
BOLT, Battery Hold Down	2.334
BOLT, Concealed Headlamp Control Drive	2.760
BOLT, Generator	2.313
BOLT, Generator Mounting(See Group 2.317 for Brace)	2.277
BOLT, Generator Thru	2.316
BOLT KIT, Battery Cable	2.343
BOLT, Starter Motor	2.042
BOLT, Starter Motor Shoe	2.077
BRACE, Generator	2.317
BRACE, Starter Motor	2.042
BRACKET, Back Up Lamp	2.698
BRACKET, Battery Cable	2.343
BRACKET, Chassis Wiring	2.480
BRACKET, Chassis Wiring Harness	2.559
BRACKET, Concealed Headlamp Control Opening Cover	2.765
BRACKET, Concealed Headlamp Control Drive	2.760
BRACKET, Concealed Headlamp Motor	2.755
BRACKET, Distributor	2.393
BRACKET, Distributor	2.383
BRACKET, Generator Mounting(See Group 2.317 for Brace)	2.277
BRACKET, Headlamp Adjuster	2.737
BRACKET, Ignition Coil Mounting	2.183
BRACKET, Ignition Switch Warning, Lock or Headlamp	2.195
BRACKET KIT, Headlamp Adjuster	2.737
BRACKET, Spark Plug Wire	2.251
BRACKET, Stop lamp	2.447
BREAKER, Headlamp	2.485
BREAKER, Headlamp	2.750
BRIDGE, Generator	2.319
BRUSH, Distributor Cap Retaining	2.368
BRUSH, Generator	2.285
BRUSH, Starter Motor	2.051

BUSHING, Concealed Headlamp Control Opening Cover	2.765
BUSHING, Distributor and Fuel Injector	2.363
BUSHING, Distributor	2.401
BUSHING, Horn Button Blowing	2.819
BUSHING, Starter Motor Drive End	2.083
BUTTON, Distributor	2.381
BUTTON, Side Marker and Hazard Flasher	2.575
BUZZER, Headlamp Warning	2.461
BUZZER, Ignition Switch Warning, Lock or Headlamp	2.195

C

CABLE, Battery(Negative)	2.341
CABLE, Battery (Positive)	2.342
CABLE, Direction Signal	2.895
CAM CONVERSION KIT, Direction Signal Switch Cancelling	2.896
CAM, Direction Signal Switch Cancelling	2.896
CAM, Distributor	2.381
CAPACITOR, Distributor	2.393
CAPACITOR, Distributor	2.383
CAPACITOR, Generator	2.319
CAPACITOR, Stop lamp	2.447
CAP, Distributor	2.367
CAP, Horn Button	2.820
CAPSULE, Headlamp	2.725
CARRIER, Direction Signal Switch Cancelling	2.896
CARRIER, Horn Button Blowing	2.819
CLAMP, Battery Hold Down	2.335
CLAMP, Distributor and Fuel Injector	2.363
CLIP, Back Up Lamp	2.698
CLIP, Battery Cable	2.343
CLIP, Chassis Wiring	2.480
CLIP, Chassis Wiring Harness	2.559
CLIP, Direction Signal	2.892
CLIP, Distributor	2.387
CLIP, Generator	2.313
CLIP, Ignition Switch Warning, Lock or Headlamp	2.195
CLIP, Side Marker and Hazard Flasher	2.575
CLIP, Spark Plug Wire	2.251
CLIP, Stop lamp	2.447
COIL, Ignition	2.170
COIL, Starter Motor	2.049
COLLAR, Generator Drive End	2.307
COLLAR, Starter Motor Thrust	2.063
CONDENSER, Distributor	2.393
CONDUIT, Chassis Electrical	2.530
CONNECTOR, Chassis Electrical	2.530
CONNECTOR, Concealed Headlamp Control Opening Cover	2.765
CONNECTOR, Distributor	2.400
CONNECTOR, Engine and Transmission Controlled Spark	2.408
CONNECTOR, Horn Button Blowing	2.819
CONTACT, Horn Button Blowing	2.819
CONTACT KIT, Direction Signal	2.895
CONTACT, Starter Motor Switch	2.102
CONTROL, Distributor Vacuum	2.410

ALPHABETICAL INDEX

CONTROLLER, Distributor	2.383
CONTROLLER, Ignition Switch Warning, Lock or Headlamp	2.195
COVER, Battery Filler	2.345
COVER, Chassis Wiring Harness	2.559
COVER, Direction Signal Switch	2.906
COVER, Direction Signal	2.895
COVER, Distributor Cap Retaining	2.368
COVER, Generator	2.313
CUP, Direction Signal Switch	2.906
CUP, Horn Button Blowing	2.819
CYLINDER, Ignition Switch	2.188
CYLINDER KIT, Ignition Switch	2.188

D

DIODE, Distributor	2.383
DIODE, Generator	2.319
DISC, Concealed Headlamp Control Drive	2.760
DISTRIBUTOR, Ignition	2.361
DOOR, Parking Lamp	2.593
DRIVE, Starter Motor	2.086

E

EMBLEM, Horn Button	2.820
END, Concealed Headlamp Opening Cover	2.770
ESCUTCHEON, Ignition Switch Warning, Lock or Headlamp	2.195
EXTENSION, Chassis Wiring	2.480

F

FAN, Generator	2.274
FERRULE, Headlamp Switch	2.487
FERRULE, Ignition Lock	2.198
FILTER, Concealed Headlamp Control Drive	2.760
FLASHER, Direction Signal	2.892
FLASHER, Ignition Switch Warning, Lock or Headlamp	2.195
FLASHER, Side Marker and Hazard Flasher	2.575
FRAME, Generator Drive End	2.305
FRAME, Generator Slip Ring	2.297
FRAME, Starter Motor Commutator End	2.067

G

GAGE, Instrument Panel	2.515
GASKET, Back Up Lamp	2.697
GASKET, Distributor	2.383
GASKET, Distributor and Fuel Injector	2.363
GASKET, Generator Drive End	2.307
GASKET, Headlamp Body to Fender	2.722
GASKET, Ignition Switch Warning, Lock or Headlamp	2.195
GASKET, Spark Plug	2.271
GASKET, Starter Solenoid	2.104
GASKET, Tail Lamp	2.660
GASKET, Tail Lamp Lens	2.684
GEAR, Concealed Headlamp Control Drive	2.760
GEAR KIT, Distributor Drive and Driven	2.374
GENERATOR, Engine Electrical	2.275
GROMMET, Back Up Lamp	2.697
GROMMET, Chassis Wiring	2.480
GROMMET, Concealed Headlamp Control Drive	2.760
GROMMET, Concealed Headlamp Control Opening Cover	2.765
GROMMET, Distributor	2.383
GROMMET, Distributor	2.401
GROMMET, Distributor	2.372
GROMMET, Spark Plug Wire	2.251
GROMMET, Starter Motor Switch	2.102

GUIDE, Generator	2.274
------------------------	-------

H

HARNES, Chassis Wiring	2.480
HARNES, Distributor	2.383
HARNES, Engine Wiring	2.525
HEAT SINK, Generator	2.319
HOLDER KIT, Generator Brush	2.291
HOLDER, Starter Motor Brush	2.052
HORN, Ignition Switch Warning, Lock or Headlamp	2.195
HORN, Warning	2.810
HOUSING, Concealed Headlamp Opening Cover	2.770
HOUSING, Ignition Distributor	2.362
HOUSING, Parking Lamp	2.586
HOUSING, Starter Motor Drive	2.085
HOUSING, Tail Lamp	2.680

I

INSERT, Concealed Headlamp Motor	2.755
INSERT, Lamp Monitor	2.584
INSULATION, Starter Motor	2.049
INSULATOR, Concealed Headlamp Opening Cover	2.770
INSULATOR, Distributor	2.383
INSULATOR, Generator	2.313
INSULATOR, Horn Button Blowing	2.819

K

KEY, Ignition and Locks	2.187
KIT, Engine Tune-up	2.270
KNOB, Direction Signal Control	2.897
KNOB, Side Marker and Hazard Flasher	2.575

L

LAMP, Back Up Lamp	2.697
LAMP, Parking	2.585
LAMP, Rear License Lamp	2.700
LAMP, Side Marker and Hazard Flasher	2.575
LAMP, Tail lamp	2.679
LEAD, Distributor	2.400
LEAD, Starter Motor Brush Ground	2.055
LENS, Back Up Lamp	2.697
LENS, Lamp Monitor	2.583
LENS, Parking Lamp	2.589
LENS, Rear License Lamp	2.709
LENS, Tail Lamp	2.682
LEVER, Direction Signal Control	2.897
LEVER, Direction Signal	2.895
LEVER, Ignition Switch Warning, Lock or Headlamp	2.195
LEVER, Side Marker and Hazard Flasher	2.575
LEVER, Starter Motor Drive Shift	2.108
LINK, Concealed Headlamp Control Opening Cover	2.765
LOCK, Ignition Switch	2.188
LUBRICATOR KIT, Distributor	2.364

M

MODULE, Chassis Wiring	2.480
MODULE, Distributor	2.383
MOLDING, Headlamp	2.728
MOTOR, Concealed Headlamp Control Drive	2.760

ALPHABETICAL INDEX

MOTOR, Starter 2.041

N

NIPPLE, Spark Plug Wire..... 2.258
NUT, Distributor..... 2.383
NUT, Generator Rotor Shaft..... 2.280
NUT, Headlamp Mounting..... 2.729
NUT, Headlamp Retaining Ring..... 2.736
NUT, Headlamp Switch..... 2.487
NUT, Ignition Lock..... 2.198
NUT, Side Marker and Hazard Flasher..... 2.575
NUT, Starter Solenoid..... 2.104
NUT, Tail Lamp..... 2.660
NUT, Tail Lamp Mounting..... 2.688

O

O RING, Direction Signal..... 2.895
ORNAMENT, Parking Lamp..... 2.586

P

PANEL, Tail Lamp..... 2.680
PIN, Concealed Headlamp Control Opening
Cover..... 2.765
PIN, Distributor Shaft Thrust and Gear..... 2.379
PIN, Headlamp Dimmer..... 2.459
PIN, Starter Motor Brush..... 2.052
PIN, Starter Motor Drive Shift..... 2.108
PIVOT, Concealed Headlamp Control Opening
Cover..... 2.765
PIVOT, Headlamp Dimmer..... 2.459
PIVOT KIT, Headlamp Dimmer..... 2.459
PLATE, Direction Signal..... 2.895
PLATE, Distributor Breaker..... 2.385
PLATE, Generator Drive End..... 2.307
PLATE, Headlamp Dimmer..... 2.459
PLATE, Ignition Switch Warning, Lock or
Headlamp..... 2.195
PLATE, Instrument Panel Harness..... 2.483
PLUG, Concealed Headlamp Opening Cover..... 2.770
PLUG, Engine Tune-up..... 2.270
PLUG, Tail Lamp..... 2.694
PLUG, Tail Lamp Mounting..... 2.688
PLUNGER, Starter Motor Solenoid..... 2.113
POINT KIT, Distributor..... 2.384
POLE PIECE, Distributor..... 2.372
POLE, Starter Motor Shoe..... 2.077
PULLEY, Generator..... 2.274

R

RACK, Ignition Switch Warning, Lock or
Headlamp..... 2.195
REGULATOR, Voltage..... 2.500
REINFORCEMENT, Battery Hold Down..... 2.335
REINFORCEMENT, Tail Lamp Mounting..... 2.662
RELAY, Concealed Headlamp Motor..... 2.755
RELAY, Engine and Transmission Controlled
Spark..... 2.408
RELAY, Horn..... 2.815
RELAY, Ignition Switch Warning, Lock or
Headlamp..... 2.195
REPAIR KIT, Chassis Electrical..... 2.530
RESISTOR, Distributor..... 2.383
RESISTOR, Generator..... 2.319
RESISTOR, Ignition Coil..... 2.173
RETAINER, Battery Hold Down..... 2.335
RETAINER, Concealed Headlamp Control Drive..... 2.760
RETAINER, Distributor..... 2.364
RETAINER, Distributor..... 2.372

RETAINER, Distributor and Fuel Injector..... 2.363
RETAINER, Headlamp Control..... 2.775
RETAINER, Horn Button..... 2.820
RETAINER, Horn Button Blowing..... 2.819
RETAINER, Ignition Switch Warning, Lock or
Headlamp..... 2.195
RETAINER, Spark Plug Wire..... 2.251
RETAINER, Tail Lamp..... 2.660
RING, Headlamp..... 2.726
RING, Headlamp Retaining..... 2.731
RING, Horn Button Blowing..... 2.819
RING, Starter Motor Thrust..... 2.063
ROD, Back Up Lamp..... 2.698
ROD, Concealed Headlamp Control Opening
Cover..... 2.765
ROD, Headlamp Dimmer..... 2.459
ROD, Headlamp Switch..... 2.486
ROD, Ignition Switch Warning, Lock or
Headlamp..... 2.195
ROTOR, Distributor..... 2.382
ROTOR, Generator..... 2.279

S

SCREW, Back Up Lamp..... 2.698
SCREW, Battery Cable..... 2.343
SCREW, Battery Hold Down..... 2.334
SCREW, Concealed Headlamp Control Opening
Cover..... 2.765
SCREW, Concealed Headlamp Control Drive..... 2.760
SCREW, Direction Signal Switch..... 2.906
SCREW, Direction Signal..... 2.895
SCREW, Distributor..... 2.393
SCREW, Distributor..... 2.383
SCREW, Distributor..... 2.372
SCREW, Distributor Cap Retaining..... 2.368
SCREW, Generator..... 2.319
SCREW, Generator Brush..... 2.291
SCREW, Generator Drive End..... 2.307
SCREW, Generator Mounting(See Group 2.317
for Brace)..... 2.277
SCREW, Headlamp Control..... 2.775
SCREW, Headlamp Mounting..... 2.729
SCREW, Headlamp Retaining Ring..... 2.736
SCREW, Horn Button Blowing..... 2.819
SCREW, Ignition Coil Mounting..... 2.183
SCREW, Ignition Switch..... 2.188
SCREW, Ignition Switch Warning, Lock or
Headlamp..... 2.195
SCREW, Parking Lamp..... 2.594
SCREW, Rear License Lamp..... 2.708
SCREW, Starter Motor..... 2.042
SCREW, Starter Motor Shoe..... 2.077
SCREW, Tail Lamp Mounting..... 2.688
SCREW, Voltage..... 2.500
SEALBEAM, Headlamp..... 2.727
SEAL, Distributor and Fuel Injector..... 2.363
SEAL, Distributor Drive Shaft..... 2.375
SEAL, Generator Slip Ring End Frame..... 2.298
SEAL, Headlamp Control..... 2.775
SEAL, Ignition Coil Mounting..... 2.183
SEAL, Lamp Monitor..... 2.584
SECTOR, Ignition Switch Warning, Lock or
Headlamp..... 2.195
SECTOR KIT, Ignition Switch Warning, Lock or
Headlamp..... 2.195
SENSOR, Distributor..... 2.383
SHAFT, Distributor..... 2.372
SHAFT, Ignition Switch Warning, Lock or
Headlamp..... 2.195
SHAFT, Starter Motor Drive Shift..... 2.108
SHIELD, Back Up Lamp..... 2.698
SHIELD, Chassis Wiring Harness..... 2.559
SHIELD, Direction Signal Switch..... 2.906
SHIELD, Distributor..... 2.383
SHIELD, Headlamp..... 2.726
SHIELD, Ignition Switch Warning, Lock or
Headlamp..... 2.195
SHIELD KIT, Distributor..... 2.393
SHIELD, Side Marker and Hazard Flasher..... 2.575
SHIELD, Spark Plug Wire..... 2.251

ALPHABETICAL INDEX

SHIELD, Starter Solenoid.....	2.104	SWITCH, Starter Motor.....	2.100
SHIM, Distributor Shaft Thrust and Gear.....	2.379	SWITCH, Stop lamp.....	2.447
SHIM, Starter Motor.....	2.042		
SHIM, Warning.....	2.810		
SLEEVE, Concealed Headlamp Control Opening Cover.....	2.765	T	
SLEEVE, Distributor Breaker.....	2.385		
SLINGER, Generator Drive End.....	2.307		
SOCKET, Back Up Lamp.....	2.697	TANK, Concealed Headlamp Control Drive.....	2.760
SOCKET, Parking Lamp.....	2.596	TEE, Concealed Headlamp Control Drive.....	2.760
SOCKET, Rear License Lamp.....	2.714	TEE, Distributor Vacuum.....	2.420
SOCKET, Side Marker and Hazard Flasher.....	2.575	TERMINAL BLOCK, Distributor.....	2.383
SOCKET, Tail Lamp.....	2.694	TERMINAL, Chassis Electrical.....	2.530
SOLENOID, Engine and Transmission Controlled Spark.....	2.408	TERMINAL, Concealed Headlamp Control Opening Cover.....	2.765
SPACER, Battery.....	2.333	TERMINAL KIT, Generator.....	2.313
SPACER, Concealed Headlamp Opening Cover.....	2.770	TRANSISTOR, Distributor.....	2.383
SPACER, Direction Signal.....	2.895	TRANSISTOR, Voltage and Glow Plug.....	2.510
SPACER, Distributor and Fuel Injector.....	2.363		
SPACER, Generator.....	2.317		
SPACER, Generator Mounting(See Group 2.317 for Brace).....	2.277	V	
SPACER, Starter Motor.....	2.042		
SPRING, Concealed Headlamp Control Drive.....	2.760	VALVE, Concealed Headlamp Control Drive.....	2.760
SPRING, Concealed Headlamp Control Opening Cover.....	2.765	VALVE, Engine and Transmission Controlled Spark.....	2.408
SPRING CLIP, Concealed Headlamp Control Opening Cover.....	2.765		
SPRING, Direction Signal Switch Cancelling.....	2.896	W	
SPRING, Distributor Breaker.....	2.385		
SPRING, Distributor Weight.....	2.389	WASHER, Battery Filler.....	2.345
SPRING, Generator.....	2.319	WASHER, Battery Hold Down.....	2.334
SPRING, Generator Brush.....	2.286	WASHER, Concealed Headlamp Control Opening Cover.....	2.765
SPRING, Headlamp Adjuster.....	2.737	WASHER, Distributor.....	2.364
SPRING, Headlamp Dimmer.....	2.459	WASHER, Distributor Breaker.....	2.385
SPRING, Horn Button Blowing.....	2.819	WASHER, Distributor Shaft Thrust and Gear.....	2.379
SPRING, Ignition Switch Warning, Lock or Headlamp.....	2.195	WASHER, Generator.....	2.313
SPRING, Side Marker and Hazard Flasher.....	2.575	WASHER, Generator Brush.....	2.297
SPRING, Starter Drive.....	2.087	WASHER, Generator Drive End.....	2.307
SPRING, Starter Motor Brush.....	2.053	WASHER, Generator Mounting(See Group 2.317 for Brace).....	2.277
SPRING, Starter Motor Drive Shift.....	2.108	WASHER, Generator Rotor Shaft.....	2.280
STATOR, Generator Field.....	2.310	WASHER, Ignition Switch Warning, Lock or Headlamp.....	2.195
STOP, Concealed Headlamp Control Opening Cover.....	2.765	WASHER, Instrument Panel.....	2.515
STOP, Headlamp Control.....	2.775	WASHER, Starter Motor Switch.....	2.102
STRAP, Battery(Negative).....	2.341	WASHER, Starter Motor Thrust.....	2.063
STRAP, Chassis Wiring Harness.....	2.559	WEIGHT, Distributor.....	2.388
STRAP, Distributor.....	2.400	WICK, Generator Oil.....	2.301
STRAP, Distributor.....	2.383	WIRE, Back Up Lamp.....	2.697
STRAP, Headlamp.....	2.485	WIRE, Battery(Negative).....	2.341
STRIKER, Stop lamp.....	2.447	WIRE, Chassis Wiring.....	2.480
STUD, Battery Hold Down.....	2.334	WIRE, Engine Wiring.....	2.525
STUD, Concealed Headlamp Control Opening Cover.....	2.765	WIRE, Horn.....	2.815
STUD, Ignition Switch.....	2.188	WIRE, Horn Lead.....	2.859
STUD, Starter Motor Drive Shift.....	2.108	WIRE KIT, Spark or Glow Plug.....	2.239
STUD, Starter Motor Switch.....	2.102	WIRE, Parking Lamp.....	2.596
SUB BODY, Headlamp.....	2.726	WIRE, Spark Plug.....	2.240
SUPPORT, Concealed Headlamp Control Opening Cover.....	2.765		
SUPPORT, Direction Signal Switch.....	2.906		
SUPPORT, Generator Mounting(See Group 2.317 for Brace).....	2.277		
SUPPORT, Horn Button Blowing.....	2.819		
SUPPORT KIT, Concealed Headlamp Control Opening Cover.....	2.765		
SUPPORT, Parking Lamp.....	2.587		
SUPPORT, Spark Plug Wire.....	2.251		
SUPPORT, Starter Motor Brush.....	2.052		
SWITCH, Back Up Lamp.....	2.698		
SWITCH, Concealed Headlamp Motor.....	2.755		
SWITCH, Direction Signal.....	2.895		
SWITCH, Distributor Vacuum.....	2.410		
SWITCH, Engine and Transmission Controlled Spark.....	2.408		
SWITCH, Headlamp.....	2.485		
SWITCH, Headlamp Dimmer.....	2.459		
SWITCH, Ignition Switch.....	2.188		
SWITCH, Ignition Switch Warning, Lock or Headlamp.....	2.195		
SWITCH KIT, Ignition Switch Warning, Lock or Headlamp.....	2.195		
SWITCH, Side Marker and Hazard Flasher.....	2.575		

CHASSIS WIRING-LAMPS

2.041 MOTOR, Starter

NOTE: FOR STARTER MOTORS ACCEPTABLE FOR EXCHANGE CREDIT SEE EXCHANGE SECTION OF DEALER PRICE SCHEDULE.

NOTE: LIST PRICE SHOWN DOES NOT INCLUDE EXCHANGE CHARGE. REFER TO DEALER PRICE SCHEDULE FOR EXCHANGE CHARGE.

62-65	Y (327)	801216	1	73.30	MOTOR (REMANUFACTURED)
65	Y (396) W/H.D. 4-SPD., SP. H/PER.	1108400	1	225.25	MOTOR, W/SWITCH(NEW)
65	Y (396) W/H.D., 4-SPD., SP. H/PER.	1108789	1	197.45	MOTOR, W/SWITCH(STAMPED 1108351- 1108381)(NEW)
65-68	Y (396, 427) W/H.D. CLU.	801218	1	N.L.	MOTOR (REMANUFACTURED)
66-68	Y (EXC. H.D. CLU.)	1876552	1	74.05	MOTOR (REMANUFACTURED)
66-68	Y (427) (EXC. H.D.)	1108400	1	225.25	MOTOR, W/SWITCH(NEW)
66-68	Y (427) W/H.D.	1108789	1	197.45	MOTOR, W/SWITCH(STAMPED 1108351- 1108381)(NEW)
69	Y (EXC. 427)	1108400	1	225.25	MOTOR, W/SWITCH(NEW)
69	Y (427) W/H.D. CLU. (EXC. A.T.)	801218	1	N.L.	MOTOR (REMANUFACTURED)
69	Y (427) W/H.D., T.H.	1108400	1	225.25	MOTOR, W/SWITCH(NEW)
69	Y (427) W/H.D. (EXC. T.H.)	1108789	1	197.45	MOTOR, W/SWITCH(STAMPED 1108351- 1108381)(NEW)
69	Y (427) W/H.D. CLU., A.T. (350)	1876552	1	74.05	MOTOR (REMANUFACTURED)
69-72	Y W/H.D. 4-SPD.	1108789	1	197.45	MOTOR, W/SWITCH(STAMPED 1108351- 1108381)(NEW)
70-72	Y (350) W/M.T. (EXC. H.D. 4- SPD.)	1108400	1	225.25	MOTOR, W/SWITCH(NEW)
70-72	Y (350) W/M.T. (EXC. H.D. CLU.)	1876552	1	74.05	MOTOR (REMANUFACTURED)
70-74	Y (454) W/M.T.	1108400	1	225.25	MOTOR, W/SWITCH(NEW)
70-77	Y W/A.T.	1108429	1	185.20	MOTOR, W/SWITCH(NEW)
70-74	Y W/A.T.	1876555	1	N.L.	MOTOR (REMANUFACTURED)
70-72	Y W/H.D. CLU.	801218	1	N.L.	MOTOR (REMANUFACTURED)
71-77	Y W/M.T.	1876552	1	74.05	MOTOR (REMANUFACTURED)
74-77	Y (350) W/M.T.	1108400	1	225.25	MOTOR, W/SWITCH(NEW)
75-81	Y W/A.T.	1894142	1	N.L.	MOTOR (REMANUFACTURED)
78-81	Y W/A.T.	1109068	1	193.85	MOTOR (W/1109065)(NEW)
78-81	Y W/M.T.	1109067	1	201.05	MOTOR (W/1109067)(NEW)
82	Y W/A.T.	1998243	1	200.60	MOTOR, START(NEW)

2.042 BOLT-BRACE-SCREW-SHIM-SPACER, Starter Motor

62	Y (327) W/P.G.	1366042	1	1.20	BOLT, ATTACH (3/8 X 1 27/32)
62	Y (327) W/P.G.	1366043	AR	1.20	BOLT, AT INR HOLE (3/8 X 4 21/32)
63-69	Y (EXC. 396, 427 H.D. CLUTCH, T.H.)	1366043	AR	1.20	BOLT, AT INR HOLE (3/8 X 4 21/32)
65-66	Y (EXC. 427)	1366042	1	1.20	BOLT, ATTACH (3/8 X 1 27/32)
66-68	Y (427) W/H.D. (EXC. H.D. 4- SPD.)	3733289	2	.84	BOLT, ATTACH (3/8-16 X 3 5/8)
69	Y (350) (EXC. SP. H/PER.)	3733289	2	.84	BOLT, ATTACH (3/8-16 X 3 5/8)
69-70	Y (427, 454) W/H.D.	1366042	1	1.20	BOLT, ATTACH (3/8 X 1 27/32)
70-72	Y (350)	1366043	AR	1.20	BOLT, AT INR HOLE (3/8 X 4 21/32)
70	Y (350) (H.D. 4-SPD. W/SP. H/PER.)	1366042	1	1.20	BOLT, ATTACH (3/8 X 1 27/32)
71-79	Y (350)	1366042	1	1.20	BOLT, ATTACH. (3/8 X 1 27/32)
73-82	Y W/A.T.	1366043	AR	1.20	BOLT, AT INR HOLE (3/8 X 4 21/32)
73-81	Y W/M.T.	3733289	2	.84	BOLT, ATTACH (3/8-16 X 3 5/8)
82	Y	14037730	2	1.20	BOLT, START,MTR(3/8-16 X 4.66)
62	Y W/P.G. (327)	354353	1	2.10	BRACE
63-69	Y (283, 327, 350)	354353	1	2.10	BRACE
65-67	Y (396, 427) W/SP. H/PER.	3866768	1	3.35	BRACE
66-67	Y (427) (EXC. H.D. 4-SPD.)	3864972	1	.70	BRACE
67-69	Y (427) W/H.D. (EXC. T.H.)	3866768	1	3.35	BRACE
67-69	Y(427)(EXC H/PER,H.D. 4-SPD.)	3965589	1	1.10	BRACE,
68-69	Y (EXC. 427, T.H.)	354353	1	2.10	BRACE
68-69	Y (427)	3864972	1	.70	BRACE
70-72	Y (350) (H.D. 4-SPD. W/SP. H/PER.)	354353	1	2.10	BRACE
70-74	Y (454)	3965588	1	.48	BRACE
70-72	Y(350)(EXC H.D. 4-SPD.)	3965589	1	1.10	BRACE,
73-76	Y(305,350)	3965589	1	1.10	BRACE,
77-82	Y	3965589	1	1.10	BRACE
73-82	Y	14020698	1	.31	SCREW, W/LW, STR MTR BRACE TO CYL AND CASE
53-82	Y	10008053	AR	.35	SHIM, START MTR(24.4 X 106.7 X 0.38 STEEL)
78-82	Y	1246249	AR	.53	SHIM (1 X 1 7/8 X .015)(STEEL)

CHASSIS WIRING-LAMPS

2.042 BOLT-BRACE-SCREW-SHIM-SPACER, Starter Motor (Con't)

62	Y W/P.G. (327)	3819824	1	.82	SPACER
63	Y (EXC. P.G.)	3819824	1	.82	SPACER

2.043 ARMATURE, Starter Motor

NOTE 1: LIST PRICE SHOWN DOES NOT INCLUDE EXCHANGE CHARGE. REFER TO DEALER PARTS PRICE SCHEDULE FOR EXCHANGE PRICE.

NOTE 2: IDENTIFIED BY PART NUMBER STAMPED ON STARTER MOTOR.

57-61	Y (8 CYL.)	1955937	1	50.25	ARMATURE
61-62	Y (327) (EXC. P.G.)	1955937	1	50.25	ARMATURE
62	Y (283)	1955937	1	50.25	ARMATURE
63-65	Y (EXC. 396)	1955937	1	50.25	ARMATURE
65-68	Y (396, 427) W/SP. H/PER.	1940624	1	62.05	ARMATURE
66-67	Y (EXC. 396, 427, H.D. CLUTCH)	1955937	1	50.25	ARMATURE (EXCHANGE ITEM)
66-68	Y (427) (EXC. SP. H/PER.)	1965724	1	60.20	ARMATURE
69	Y (EXC. H.D. 427)	1966228	1	50.80	ARMATURE
69	Y (427) W/H.D.	1940624	1	62.05	ARMATURE
70-72	Y (350) W/SP. H/PER., H.D. 4-SPD.	1940624	1	62.05	ARMATURE (EXCHANGE ITEM) (NOTE 1) .
70-72	Y (350) W/M.T. (EXC. H.D. 4-SPD.)	1966228	1	50.80	ARMATURE (EXCHANGE ITEM) (NOTE 1) .
70-78	Y (350) W/A.T.	1971568	1	N.L.	ARMATURE (W/1108427) (EXCHANGE ITEM) (NOTE 1)
70-71	Y (454) W/M.T.	1965724	1	60.20	ARMATURE
71-79	Y W/A.T.	1970548	1	N.L.	ARMATURE
72-76	Y W/M.T. (EXC. H.D. 4-SPD.) ..	1965724	1	60.20	ARMATURE (EXCHANGE ITEM) (NOTE 1) .
80	Y W/A.T. (MV4, M33) (1ST DESIGN)	1970548	1	N.L.	ARMATURE (W/1108429-30-8775-76) ..
80	Y W/A.T. (M33) (2ND DESIGN) ..	1978449	1		ARMATURE (W/1998226) (NOTE 2)
80	Y W/A.T. (MV4) (2ND DESIGN) ..	1978517	1	50.25	ARMATURE (W/1998222) (NOTE 2)
80	Y W/M.T. (M18) (2ND DESIGN) ..	1978517	1	50.25	ARMATURE (W/1998225) (NOTE 2)
81-82	Y	1970548	1	N.L.	ARMATURE

2.049 COIL -INSULATION, Starter Motor

57-61	Y	1974924	1	26.10	COIL (4 COILS)
62-69	Y (327)	1877291	1	16.65	COIL (3 COILS)
62-69	Y (327)	1935131	1	5.65	COIL, SHUNT (1 COIL)
65-69	Y (396, 427)	1877306	1	N.L.	COIL (4 COILS)
66	Y (427) (EXC. SP. H/PER.)	1877291	1	16.65	COIL (3 COILS)
66	Y (427) (EXC. SP. H/PER.)	1935131	1	5.65	COIL, SHUNT (1 COIL)
70-79	Y	1877306	1	N.L.	COIL (4 COILS) (W/1107352-65-1108351-1108400-18-1108429-30)
70-72	Y (350) (EXC. H.D. 4-SPD.)	1877291	1	16.65	COIL (3 COILS)
70-72	Y (350) (EXC. H.D. 4-SPD.)	1935131	1	5.65	COIL, SHUNT (1 COIL)
73-74	Y (350) (EXC. 4-SPD.)	1877291	1	16.65	COIL (3 COILS) (W/1107233-42-7320-8338-61-8427-30)
73-76	Y (350) (EXC. 4-SPD.)	1935131	1	5.65	COIL, SHUNT (1 COIL) (W/1107233-42-7320-8338-61)
80	Y W/A.T. (M33) (1ST DESIGN) .	1877306	1	N.L.	COIL (4 COILS) (W/1109065)
80	Y W/A.T. (MV4), M.T. (M18) ...	1877306	1	N.L.	COIL (4 COILS)
80	Y W/A.T. (M33) (2ND DESIGN) ..	1974183	1	17.45	COIL, FLD (W/1998226)
81-82	Y	1877306	1	N.L.	COIL, FLD
70-77	Y W/A.T.	1927853	4	.13	INSULATION,

2.051 BRUSH , Starter Motor

55-63	Y (12 VOLT)	1906945	4	N.L.	BRUSH (STAMPED 945) (13/64 HOLE) ...
64-82	Y	1906945	4	N.L.	BRUSH (STAMPED 945) (13/64 HOLE) ...

2.052 HOLDER-PIN-SUPPORT, Starter Motor Brush

NOTE 1: CONSISTS OF 1 EA. SUPPORT, LEAD, PIN AND 2 EA. SCREWS, NUTS, WASHERS.

55-82	Y	1926618	2	1.32	HOLDER (INSULATED)
55-82	Y	1940477	2	1.21	HOLDER, BRUSH(GROUND)
70-78	Y (350) (EXC. H.D. 4-SPD.)	1938058	2	.30	PIN, HOLDER (W/1108338-1108427)
70-72	Y (350) W/SP. H/PER., H.D. 4-SPD.	1966923	2	.15	PIN, SUPT (W/1108351-81-1108400-29-30)
70-72	Y (454)	1966923	2	.15	PIN, SUPT (W/1108351-81-1108400-29-30)
73-76	Y (350) (EXC. 4-SPD.)	1966923	2	.15	PIN, SUPT (W/1108351-81-1108400-29-30)
77-82	Y	1966923	2	.15	PIN, SUPT
55-82	Y	1928015	2	1.64	SUPPORT, BRUSH HOLDER (NOTE 1)

CHASSIS WIRING-LAMPS

2.053 SPRING, Starter Motor Brush			
55-82 Y (12 VOLT)	1926622	2	.53 SPRING, BRUSH(HAIR PIN TYPE"1/2" WIDE)
2.055 LEAD, Starter Motor Brush Ground			
55-82 Y	1960864	2	.29 LEAD, GROUND (2 TERMINALS"2 3/8" LONG)
2.063 COLLAR-RING-WASHER, Starter Motor Thrust			
55-82 Y (12 VOLT)	1927849	1	1.05 COLLAR, PINION STOP DRIVE END (15/32 I.D. X 11/16 O. D. X 3/16 WIDE)
55-82 Y (12 VOLT)	1927850	1	.29 COLLAR, THRUST DRIVE END (15/32 I.D. X 11/16 O.D.) (7/64 THK.)
55-82 Y (12 VOLT)	1927848	1	.09 RING, PINION STOP RETAINER (LOCK TYPE-7/16 I.D.)
53-82 Y	818265	1	.14 WASHER, BRAKE C.E.
53-55 Y (6 VOLT)	1928023	1	1.16 WASHER, DRIVE END (STEEL-1/2 I.D. X 3/4 O.D. X 1/16)
2.067 FRAME, Starter Motor Commutator End			
55-63 Y (12 VOLT)	1974157	1	N.L. FRAME, W/BSHG (4 1/4 O.D.)
64-82 Y	1974157	1	N.L. FRAME,
2.077 BOLT-POLE-SCREW, Starter Motor Shoe			
55-82 Y	1941111	1	.82 BOLT, W/EXT, THRU (1/4-20 X 5 7/8 W/5/8 EXT)
66-69 Y (427) (EXC. SP. H/PER.)	1939970	1	1.01 BOLT, THRU
70-82 Y	1939970	1	1.01 BOLT, THRU
70-74 Y (454) W/A.T.	810601	4	3.18 POLE, SHOE
75-79 Y	810601	4	3.18 POLE, SHOE (W/1109065)
80 Y W/A.T. (M33)	1931129	4	2.92 POLE, SHOE (W/1998226)
80-81 Y W/M.T.(M18)	810601	4	3.18 POLE, SHOE (W/1109065)
82 Y	810601	4	3.18 POLE, SHOE
60-76 Y	1949653	1	.11 SCREW, FIELD LEAD (NO. 10-32 X 3/8)
78-82 Y	1968396	4	.27 SCREW, POLE SHOE
2.083 BUSHING , Starter Motor Drive End			
53-55 Y (6 VOLT)	1839345	1	.73 BUSHING (1/2 I.D. X 9/16 O.D. X 25/32 LONG)
55-69 Y (12 VOLT)	1923907	1	.50 BUSHING (15/32 I.D. X 33/64 O.D., 23/32 LONG)
70-77 Y W/A.T.	1932190	1	.39 BUSHING
70-77 Y W/M.T.	1923907	1	.50 BUSHING (15/32 I.D. X 33/64 O.D. 23/32 LONG)
78-79 Y	1932190	1	.39 BUSHING
80-81 Y W/M.T., A.T. (M33)	1932190	1	.39 BUSHING
2.085 HOUSING , Starter Motor Drive			
57-62 Y (8 CYL.)	1970297	1	39.40 HOUSING (W/1107664-688-7712-7889-7233-7273-7274-7286-7315-7369-7497-1108355-60-8368-8372-8385)
62 Y (327) W/P.G.	1968122	1	23.35 HOUSING
63-69 Y (EXC. 396, 427, H.D. CLUTCH)	1968122	1	23.35 HOUSING
65-66 Y (396, 427) W/SP. H/PER.	1968122	1	23.35 HOUSING
66-69 Y (427) (EXC. SP. H/PER.)	1969309	1	38.40 HOUSING (W/1107365-7385-8338-8382-8418)
68-69 Y (427) W/H.D.	1968122	1	23.35 HOUSING
70-72 Y (350) W/M.T. (EXC. H.D. 4-SPD.)	1969309	1	38.40 HOUSING
70-72 Y (454) W/M.T.	1969309	1	38.40 HOUSING
70-81 Y W/A.T.	1984097	1	20.45 HOUSING
70-72 Y W/H.D. 4-SPD.	1968122	1	23.35 HOUSING (W/1107237-7242-7247-7259-7260-7320-7352-7399-7496-8351-61-65-67-81-8420)
73-81 Y W/M.T.	1969309	1	38.40 HOUSING (W/1108338-8400)
78-81 Y W/M.T.	1984098	1	53.90 HOUSING, DRIVE
82 Y W/A.T.	1984097	1	26.30 HOUSING, DRIVE
2.086 DRIVE, Starter Motor			
55-56 Y (12 VOLT)	1946221	1	24.10 DRIVE,
57-82 Y	1875687	1	N.L. DRIVE,
2.087 SPRING, Starter Drive			

NOTE 1: IDENTIFIED BY PART NUMBER STAMPED ON STARTER MOTOR, NO COMPARABLE 1ST DESIGN.

CHASSIS WIRING-LAMPS

2.087 SPRING, Starter Drive (Con't)

80	Y W/A.T. (MV4) (2ND DESIGN)	1932209	1	.35	SPRING, ASSIST (W/1998222) (NOTE 1)
80	Y W/A.T. (M33) (2ND DESIGN)	1932209	1	.35	SPRING, ASSIST (W/1998226) (NOTE 1)
80	Y W/M.T. (M18) (2ND DESIGN)	1932209	1	.35	SPRING, ASSIST (W/1998225) (NOTE 1)

2.100 SWITCH, Starter Motor

55-56	Y (12 VOLT)	1119789	1	45.75	SWITCH, SOLENOID (W/1912448 BOOT)
72-74	Y (454)	1114458	1	N.L.	SWITCH, SOLENOID
75-81	Y	1114458	1	N.L.	SWITCH, SOLENOID
82	Y	1114531	1	27.10	SWITCH, SOL

2.102 CONTACT-GROMMET-STUD-WASHER, Starter Motor Switch

57-81	Y	1956226	1	2.32	CONTACT, W/PUSH ROD
58-76	Y	1935645	1	.18	CONTACT, SWITCH (W/1107664-7652-7674-7677-7687-7712-8810)
82	Y	1978337	1	4.22	CONTACT, W/PUSH ROD, SOL
62-69	Y (327)	1966391	1	.27	GROMMET, FIELD FRAME (7/16 I.D. X 3/4 O.D. W/SLOT AND IDENT RECESSES)
64-69	Y (396, 427)	1949327	1	.69	GROMMET, FIELD FRM
70-72	Y (350) (EXC. H.D. 4-SPD.)	1966391	1	.27	GROMMET, FIELD FRAME (7/16 I.D. X 3/4 O.D. W/SLOT AND IDENT RECESSES)
70-72	Y (350) W/H.D. 4-SPD., SP. H/PER.	1949327	1	.69	GROMMET, FIELD FRM
70-72	Y (454) W/M.T.	1949327	1	.69	GROMMET, FIELD FRM
70-79	Y W/A.T.	1846097	1	.20	GROMMET, FIELD FRM (W/1108429-30, 1109068)
73-74	Y (454) W/M.T.	1966391	1	.27	GROMMET, FIELD FRAME (7/16 I.D. X 3/4 O.D. W/SLOT AND IDENT. RECESSES) (W/1107233-7242-7274-7315-7320-7336-7687-7688-8338-8427)
73-77	Y W/M.T.	1949327	1	.69	GROMMET, FIELD FRM
78-82	Y	1893370	1	.27	GROMMET, FIELD FRM (W/1109052, 059, 065)
55-64	Y (12 VOLT)	800487	1	.60	STUD, SW TERM
55-73	Y (12 VOLT)	1923935	2	.14	WASHER, SW CVR AND TERMINAL STUD. (NYLON-3/16 I.D. X 7/16 O.D.)

2.104 GASKET-NUT-SHIELD, Starter Solenoid

73-75	Y (350)	1966034	1	1.77	GASKET, SOL SW CVR
68-74	Y (427,454)	3943648	1	2.35	NUT, SOL SHIELD (BARREL 1/4-20)
64-77	Y (EXC. 396,427,454)	3959552	1	1.05	SHIELD, SOL SPLASH
68-74	Y (427,454)	3943647	1	5.95	SHIELD, SOL (STAINLESS STEEL)
78-82	Y	3959552	1	1.05	SHIELD, SOL SPLASH

2.108 LEVER-PIN-SHAFT-SPRING-STUD, Starter Motor Drive Shift

57-69	Y	1951567	1	4.09	LEVER (3 17/32 BETWEEN END HOLES)
70-82	Y W/A.T.	801433	1	4.27	LEVER, SHIFT
70-81	Y W/M.T.	1951567	1	4.09	LEVER (3 17/32 BETWEEN END HOLES)
78-82	Y	1894321	1	.14	PIN, LVR TO PLUNGER
82	Y W/A.T.	809593	1	.24	PIN, DOWEL C.E.
62	Y (327) W/P.G.	1945804	1	.32	SHAFT, LVR
63-67	Y (EXC. 396, 427)	1945804	1	.32	SHAFT, LVR
65-67	Y (396, 427) W/SP. H/PER.	1945804	1	.32	SHAFT, LVR
68-69	Y (EXC. 427)	1945804	1	.32	SHAFT, LVR
70-72	Y (350) W/SP. H/PER., H.D. 4-SPD.	1945804	1	.32	SHAFT, LVR
70-82	Y W/A.T.	1945804	1	.32	SHAFT, LVR
57-81	Y	1958679	1	1.40	SPRING, PLUNGER RTN
82	Y	1978281	1	1.46	SPRING, PLUNGER RETURN
66-71	Y	1932197	1	.32	STUD, LVR (5/16-18 X 1 3/16)
72-81	Y W/M.T.	1932197	1	.32	STUD, LVR (5/16-18 X 1 3/16)

2.113 PLUNGER, Starter Motor Solenoid

57-81	Y	1941113	1	9.05	PLUNGER, W/LINK
82	Y	1978297	1	8.60	PLUNGER

2.170 COIL, Ignition

53-55	Y (6 VOLT)	1115380	1	30.50	COIL (NORMAL WEATHER OPERATION) (EMBOSS. 380-6-V)
55-67	Y W/12 VOLT (EXC. T. IGN.)	1115202	1	N.L.	COIL, W/1.8 OHM WIRE (STAMPED 202-12-V)
64-71	Y	1115207	1	39.40	COIL (EMBOSSED 176-12-V) (1.8 OHM WIRE)

CHASSIS WIRING-LAMPS

2.170		COIL, Ignition (Con't)			
67-74	Y	1115238	1	N.L.	COIL, W/1.3 OHM WIRE (STAMPED 238-BR)
75-81	Y	1985473	1	34.95	COIL, IGN
82	Y	1876209	1	34.95	COIL, IGN
2.173		RESISTOR, Ignition Coil			
55-62	Y (12 VOLT)	1931385	1	8.55	RESISTOR, PRIM (BLACK DOT) (.03 OHMS)
63	Y (EXC. SP. H/PER., F.I.) (1ST DESIGN)	1931385	1	8.55	RESISTOR, PRIM (BLACK DOT) (.03 OHMS)
63-64	Y (2ND DESIGN) (EXC. SP. H/PER., F.I.)	1957154	1	6.25	RESISTOR, PRIM (BLUE STRIPE) (1.8 OHMS)
63-64	Y W/SP. H/PER., F.I.	1931385	1	8.55	RESISTOR, PRIM (BLACK DOT) (.03 OHMS)
65	Y	1957154	1	6.25	RESISTOR, PRIM (BLUE STRIPE) (1.8 OHMS)
66-67	Y (EXC. T. IGN.)	1957154	1	6.25	RESISTOR, PRIM (BLUE STRIPE) (1.8 OHMS)
2.183		BRACKET-SCREW-SEAL, Ignition Coil Mounting			
55	Y (8 CYL.)	1909326	1	2.91	BRACKET
58-62	Y (EXC. F.I.)	3826072	1	12.55	BRACKET, SPARK PLUG WIRE
60	Y	1909326	1	2.91	BRACKET
60-61	Y	1929496	1	.91	BRACKET, W/SCR
62	Y W/F.I.	1929496	1	.91	BRACKET, W/SCR
63-68	Y (EXC. 396, 427)	3826072	1	12.55	BRACKET, SPARK PLUG WIRE
64	Y W/T. IGN.	1929496	1	.91	BRACKET, W/SCR
67-68	Y (427)	1970344	1	1.25	BRACKET
68	Y	1970344	1	1.25	BRACKET
69	Y (EXC. T. IGN., H/PER., 427)	1970344	1	1.25	BRACKET
69	Y (427) W/T. IGN.	1970344	1	1.25	BRACKET
70-72	Y (350,454)	1970344	1	1.25	BRACKET
73-74	Y	1846538	1	1.71	BRACKET
75-82	Y	1875961	4	.24	SCREW, W/WA, IGN COIL ATTACH
75-82	Y	1875962	1	3.37	SEAL, UNDER IGN COIL
2.187		KEY, Ignition and Locks			
53-66	Y	3694624	AR	.67	KEY, BLANK (OCTAGON HEAD)
67	Y	1154610	AR	.64	KEY, SQUARE HD (BLANK) (PRIMARY) (B&S 320588A)
67	Y	7033455	AR	.35	KEY, I/P, FRT AND RR COMPT (ROUND HD)
68	Y	7034680	AR	.35	KEY, HEXAGON HD, UNCODED
68	Y	7034702	AR	.35	KEY, ROUND HD
69	Y	1154606	AR	.64	KEY, SQUARE HD, UNCODED
69	Y	1154607	AR	.64	KEY, OVAL HD, UNCODED
70	Y	1154608	AR	.64	KEY, SQUARE HD, UNCODED
70	Y	1154609	AR	.64	KEY, OVAL HD, UNCODED
71	Y	1154610	AR	.64	KEY, SQUARE HD (BLANK)
71	Y	1154611	AR	.64	KEY, OVAL HD (BLANK) (B&S 302589)
72	Y	7024229	AR	.64	KEY, SQUARE HD (BLANK) (PRIMARY)
72-76	Y	7024235	AR	.64	KEY, OVAL HD (BLANK) (SECONDARY)
73	Y	1154606	AR	.64	KEY, SQUARE HD, UNCODED
73	Y	1154607	AR	.64	KEY, OVAL HD, UNCODED
74	Y	1154608	AR	.64	KEY, SQUARE HD, UNCODED
74	Y	1154609	AR	.64	KEY, OVAL HD, UNCODED
75	Y	1154610	AR	.64	KEY, SQUARE HD (BLANK)
75	Y	1154611	AR	.64	KEY, OVAL HD (BLANK) (SECONDARY) (B&S 302589)
76	Y	7024229	AR	.64	KEY, SQUARE HD (BLANK) (PRIMARY)
77	Y	1154607	AR	.64	KEY, OVAL HD (BLANK) (SECONDARY) (B&S 320405A)
78	Y	1154608	AR	.64	KEY, SQUARE HD (BLANK) (PRIMARY) (B&S 320470A)
78	Y	1154609	AR	.64	KEY, OVAL HD (BLANK) (SECONDARY) (B&S 320471A)
79	Y	1154610	AR	.64	KEY, SQUARE HD (BLANK) (PRIMARY) (B&S 320588A)
79	Y	1154611	AR	.64	KEY, OVAL HD (BLANK) (SECONDARY) (B&S 320589A)
80	Y	1154604	AR	.64	KEY, SQUARE HD (BLANK) (PRIMARY) (B&S 320652A)
80	Y	7024235	AR	.64	KEY, OVAL HD (BLANK) (SECONDARY)

CHASSIS WIRING-LAMPS

2.187 KEY, Ignition and Locks (Con't)

81	Y	1154606	AR	.64	KEY, SQUARE HD (BLANK) (PRIMARY) (B&S 320404)
81	Y	1154607	AR	.64	KEY, OVAL HD (BLANK) (SECONDARY) (B&S 320405A)
82	Y	1154608	AR	.64	KEY, SQUARE HD, UNCODED
82	Y	1154609	AR	.64	KEY, BLANK OVAL HEAD(SECONDARY)

2.188 CYLINDER -CYLINDER KIT -LOCK-SCREW-STUD-SWITCH , Ignition Switch

NOTE: SEE GROUP 10.553 FOR CYLINDER TUMBLERS.

NOTE 1: CONSIST OF (1) ONE EACH SLEEVE, ADAPTER, CYLINDER ASM., RING AND WASHER.

NOTE 2: LESS CYLINDER AND KEYS.

NOTE 3: 1978 1ST DESIGN IDENT BY COLUMN WITH NO LOCK CYLINDER RETAINING SCREW, 1978 2ND DESIGN HAS A RETAINING SCREW.

53-64	Y	3772085	1	3.50	CYLINDER (UNCODED) (LESS KEYS)
66-67	Y	695450	1	N.L.	CYLINDER (UNCODED) (LESS TUMBLERS, SPRING AND RETAINER)
68	Y	1154163	1	8.50	CYLINDER (UNCODED)
69	Y	20071252	1	N.L.	CYLINDER (UNCODED)
71	Y	3990946	1	15.00	CYLINDER KIT (UNCODED) (NOTE 1)
72	Y	20071252	1	N.L.	CYLINDER KIT (UNCODED) (NOTE 1)
73	Y	7047678	1	14.10	CYLINDER KIT (UNCODED) (NOTE 1)
74-78	Y (1ST DESIGN-1978)	20071252	1	N.L.	LOCK, W/KEY (CODED) (B&S 607893) (NOTE 3)
78-79	Y (2ND DESIGN-1978)	7833759	1	N.L.	LOCK, W/KEY (CODED) (B&S 607872) (NOTE 3)
80-82	Y	7833759	1	N.L.	LOCK, W/KEY (CODED) (B&S 607872)
69-82	Y	7806433	1	.67	SCREW,
79-82	Y	7829779	1	.86	STUD, DIMR AND IGN SW MT
55-57	Y (12 VOLT)	1116512	1	19.35	SWITCH (STAMPED 512) (NOTE 2)
58-59	Y	1116547	1	14.90	SWITCH (STAMPED 547) (NOTE 2)
60-62	Y	1116577	1	12.50	SWITCH (NOTE 2)
63-64	Y	1116650	1	14.55	SWITCH (NOTE 2)
65	Y	1116660	1	15.90	SWITCH (NOTE 2)
66-67	Y	1116686	1	16.75	SWITCH
68	Y	1116697	1	18.80	SWITCH
69-78	Y (EXC. T&T WHL.)	1990105	1	9.15	SWITCH,
69-82	Y W/T&T WHL.	1990110	1	N.L.	SWITCH,

2.195 ACTUATOR-BRACKET-BUZZER-CLIP-CONTROLLER-ESCUTCHEON-FLASHER-GASKET-HORN-LEVER-PLATE-RACK-RELAY-RETAINER-ROD-SCREW-SECTOR-SECTOR KIT-SHAFT-SHIELD-SPRING-SWITCH-SWITCH KIT-WASHER, Ignition Switch Warning, Lock or Headlamp

NOTE: FOR ANY RACKS NOT LISTED, USE ACTUATOR & RACK ASM.

NOTE 1: ANTI-THEFT SWITCH MOUNTED IN FENDER.

NOTE 2: ANTI-THEFT SWITCH MOUNTED IN DOOR.

NOTE 3: 2ND DESIGN IDENTIFIED BY COL WITH LOCK CYLINDER RETAINER SCREW, 1ST DESIGN HAS NO RETAINER SCREW.

NOTE 4: WITH ROUND FLANGE UNDER HEAD.

NOTE 5: W/OUT ROUND FLANGE UNDER HEAD.

69-74	Y W/T.W., TEL. WHL.	7819747	1	14.45	ACTUATOR, W/RACK IGN SW
77-82	Y W/T&T WHL.	7827193	1	5.65	ACTUATOR, IGN SW
73-81	Y	336121	1	.60	BRACKET, ANTI-THEFT HOOD SW
74-77	Y	6258291	1	.48	BRACKET, ANTI-THEFT ALARM SW ADJ
72-77	Y	6262663	1	6.05	BUZZER, IGN KEY LOCK
74-76	Y	6258257	1	6.85	BUZZER, ST BELT WARNING(9.765)
77-78	Y	377596	1	12.85	BUZZER, AUDIO ALARM
79	Y (EXC. HDLP WARN)	377596	1	12.85	BUZZER, AUDIO ALARM
68	Y W/ANTI-THEFT	3986825	1	.35	CLIP, HORN FLASHER (2.892)
69-78	Y (EXC. T.W., TEL. WHL.)	7804419	1	1.40	CLIP, IGN KEY WARNING BUZZER SW
69-78	Y W/T.W., TEL. WHL.	7804518	1	1.50	CLIP, IGN KEY WARNING BUZZER SW
77-80	Y	3943610	1	.35	CLIP, ANTI-THEFT HORN FLSHR (2.892)
79-82	Y W/T&T WHL.	7830376	1	1.50	CLIP, BUZZER SW RET
81-82	Y	16012660	1	168.00	CONTROLLER, THEFT DETER
70-71	Y	3897449	1	2.40	ESCUTCHEON, ANTI-THEFT ALARM SYSTEM SW (10.537)
74-81	Y	491391	1	N.L.	FLASHER, ANTI-THEFT HORN (2.575)
72	Y	4587931	1	.50	GASKET, ALARM SYSTEM SW (12.247)
68-71	Y W/ANTI-THEFT	1892247	1	21.80	HORN, VIB. (HI NOTE) (2.810)
74-80	Y W/ANTI THEFT (UA6)	1892246	1	24.55	HORN, ALARM(C NOTE)(2.810)
74-80	Y W/ANTI-THEFT	1892247	1	21.80	HORN, HIGH F NOTE(2.810)
77-79	Y (EXC. T&T WHL)	7819515	1	2.75	LEVER, KEY REL
78-79	Y W/T.W., TEL. WHL.	7815896	1	7.25	LEVER, KEY REL
69-71	Y (EXC. T.W., TEL. WHL.)	7804761	1	2.45	PLATE, RACK GUIDE

CHASSIS WIRING-LAMPS

2.195

ACTUATOR-BRACKET-BUZZER-CLIP-CONTROLLER-ESCUTCHEON- FLASHER-GASKET-HORN-LEVER-PLATE-RACK-RELAY-RETAINER- ROD-SCREW-SECTOR-SECTOR KIT-SHAFT-SHIELD-SPRING- SWITCH-SWITCH KIT-WASHER, Ignition Switch Warning, Lock or Headlamp (Con't)

72-78	Y	3828546	1	.94	PLATE, ANTI-THEFT HORN MT(11.375)
77	Y W/T&T WHL.	7819320	1	2.00	PLATE, INHIBITOR RET
75	Y W/T.W., TEL. WHL.	7818721	1	7.20	RACK, IGN SW ACTR
77	Y (EXC. T&T WHL)	7810020	1	2.50	RACK, IGN SW ACTR
77-82	Y W/T&T WHL.	7827157	1	2.50	RACK, SW ACTR
68-71	Y	1115889	1	12.95	RELAY, W/BUZZER (2.815)
68-71	Y W/ANTI-THEFT	1115878	1	9.30	RELAY, ANTI-THEFT HORN (3 TERMINAL) (2.815)
74-77	Y W/ANTI-THEFT	1115878	1	9.30	RELAY, ANTI-THEFT HORN (3 TERMINAL) (2.815)
77-80	Y W/ANTI-THEFT	356284	1	15.90	RELAY, ANTI-THEFT HORN (4 TERMINAL)
81-82	Y	1616422	1	4.60	RELAY, THEFT DETER
69-76	Y W/T.W., TEL. WHL.	7804911	1	1.10	RETAINER, IGN SW ACTR SECTOR
70-72	Y	9728247	1	1.10	RETAINER, ANTI-THEFT ALARM SYSTEM SW
72	Y	9728247	1	1.10	RETAINER, ANTI-THEFT LK UNIT (10.551)
69-71	Y (EXC. T.W., TEL. WHL.)	7806114	1	10.00	ROD, W/RACK, IGN SW ACTR
69-76	Y (EXC. T.W., TEL. WHL.)	7806118	1	8.20	ROD, W/RACK, IGN SW ACTR
77	Y (EXC. T.W., TEL. WHL.)	7827138	1	4.90	ROD, IGN SW ACTR
79-82	Y W/T&T WHL.	7830378	1	1.90	SCREW, CYL LOCK RET
69-78	Y (EXC. T.W., TEL. WHL.)	7812526	1	2.65	SECTOR, IGN SW ACTR (NOTE 3)
69-76	Y W/T.W., TEL. W.	7805158	1	3.65	SECTOR, IGN SW ACTR
77-82	Y W/T.W., TEL. W.	7827156	1	2.65	SECTOR, IGN SW ACTR
79	Y (EXC. T&T WHL.)	7836245	1	3.80	SECTOR KIT, IGN SW ACTR (NOTE 3)
72-82	Y W/T.W., TEL. WHL.	7809368	1	6.55	SHAFT, IGN SW SEL DR (NOTE 4)
77-82	Y W/T&T WHL.	7837466	1	6.55	SHAFT, STRG COL IGN SW SEL DRIVE (NOTE 5)
74-77	Y	342230	1	10.00	SHIELD, ANTI-THEFT LK SW
69-78	Y (EXC. T.W., TEL. WHL.)	7804410	1	1.20	SPRING, IGN SW RACK PRELOAD
69-82	Y W/T.W., TEL. WHL.	7804908	1	1.15	SPRING, IGN SW RACK PRELOAD
69-78	Y (EXC. T.W., TEL. WHL.)	7804414	1	5.10	SWITCH, IGN KEY WARNING BUZZER
69-76	Y W/T.W., TEL. WHL.	7811093	1	4.45	SWITCH, STRG COL IGN KEY WRG BUZZER
70-77	Y W/ANTI-THEFT (1ST DESIGN-1977)	374169	1	11.60	SWITCH, THEFT ALARM LOCK (NOTE 1)
74-76	Y	3951239	1	4.20	SWITCH, ANTI-THEFT ALARM PROTECTOR (2.755)
75-80	Y	6258295	1	1.60	SWITCH, DR AJAR WARNING LP (11.950)
75-82	Y	6258295	1	1.60	SWITCH, ANTI-THEFT HOOD (11.950)
77	Y W/ANTI-THEFT (2ND DESIGN)	14009687	1	14.45	SWITCH, W/WIRE, ANTI-THEFT (NOTE 2)
77-82	Y W/TILT OR T&T WHL.	7811092	1	3.85	SWITCH, IGN KEY WARNING BUZZER
78-80	Y	14009687	1	14.45	SWITCH, W/WIRE, DR ANTI-THEFT
81-82	Y	14038094	1	14.45	SWITCH, W/WIRE, DR ANTI-THEFT (B&S 592399)
81-82	Y	14048377	1	14.45	SWITCH, W/WIRE, SI DR ANTI-THEFT
81-82	Y (EXC ELEC DR LK)	14032011	LH	20.90	SWITCH, THEFT DETERRENT DR LK
81-82	Y (EXC ELEC DR LK)	14032012	RH	20.90	SWITCH, THEFT DETERRENT DR LK
82	Y(07)	14057520	1		SWITCH, THEFT DETERRENT HATCH
68-69	Y W/ANTI-THEFT	3937671	1	8.05	SWITCH KIT, THEFT ALARM LOCK
77-78	Y (EXC. TILT WHL.)	7811188	1	1.10	WASHER, KEY REL

2.198

BEZEL-FERRULE-NUT, Ignition Lock

68	Y	3919046	1	1.40	BEZEL, SW
58-62	Y	3747647	1	2.10	FERRULE, CHROME (1 I.D. X 1 5/8 O.D.)
60-65	Y	3902185	1	1.00	NUT, IGN AND START SW
66-67	Y	3879550	1	1.10	NUT, IGN AND START SW

2.239

WIRE KIT , Spark or Glow Plug

NOTE 1: KIT INCLUDES 8 SPARK PLUG WIRES AND 1 COIL HIGH TENSION WIRE WITH NIPPLES AND CLIPS.

NOTE 2: KIT INCLUDES 8 SPARK PLUG WIRES AND 1 COIL WIRE.

63-70	Y (283, 327, 350) (EXC. F.I.)	8912437	1	N.L.	WIRE KIT (GLASS INTERBRAID) (90 DEG PLUG BOOT, STRAIGHT DIST. NIPPLE) (NOTE 1)
63-65	Y W/F.I.	2987482	1	32.75	WIRE KIT (GLASS INTERBRAID) (NOTE 1)
65-69	Y (396, 427) (EXC. RADIO)	8909665	1	N.L.	WIRE KIT (NOTE 2)
65-67	Y (396, 427) W/SP. H/PER., RADIO	8912284	1	67.00	WIRE KIT (GLASS INTERBRAID) (NOTE 1)
67-68	Y (427) W/RADIO (EXC. H.D.)	8912284	1	67.00	WIRE KIT (GLASS INTERBRAID) (NOTE 1)
67-74	Y (427, 454) W/H.D.	8909665	1	N.L.	WIRE KIT (NOTE 2)

CHASSIS WIRING-LAMPS

2.239 WIRE KIT , Spark or Glow Plug (Con't)

70-71	Y (454) W/H/PER., SP. H/PER. .	8912284	1	67.00	WIRE KIT (GLASS INTERBRAID) (NOTE 1)
71-74	Y (350)	8912437	1	N.L.	WIRE KIT (GLASS INTERBRAID) (90 DEG. PLUG BOOT, STRAIGHT DIST. NIPPLE) (NOTE 1)

2.240 WIRE , Spark Plug

NOTE: REFER TO THE END OF 2.000 GROUP FOR 1982 SERVICE SPARK PLUG WIRE CHART.

NOTE 1: UNIVERSAL LENGTH UNIT FOR ALL APPLICATIONS 36 INCHES AND SHORTER.

NOTE 2: UNIVERSAL LENGTH UNIT 37 TO 53 INCHES AS REQUIRED.

53-71	Y	2979302	AR	N.L.	WIRE (36 1/4 IN) (GLASS INTERBRAID) (NOTE 1)
55-62	Y	2979303	AR	5.50	WIRE (54 1/2 IN) (GLASS INTERBRAID) (NOTE 2)
56-70	Y	6293970	AR	3.88	WIRE, IGN COIL TO DIST
63-70	Y (8 CYL.) (EXC. 396,427,454) .	2979303	AR	5.50	WIRE (54 1/2 IN) (GLASS INTERBRAID) (NOTE 2)
65-67	Y (396, 427) W/SP. H/PER. (EXC. AM/FM RADIO)	2989400	AR	5.95	WIRE, NO. 1-2-3-4 (34 IN) (GLASS INTERBRAID) (135 DEGREE BOOT)
65-67	Y (396, 427) (EXC. AM/FM RADIO)	2989404	AR	5.65	WIRE, NO. 5-6-7-8
65-69	Y (396, 427) W/AM/FM RADIO (EXC. H.D.)	8912482	AR	12.05	WIRE, NO. 5-6-7-8 (25 IN) (GLASS INTERBRAID) (135 DEGREE BOOT) (SHIELDED)
68-69	Y (396, 427)	2989400	AR	5.95	WIRE, NO. 1-2-3-4 (34 IN) (GLASS INTERBRAID) (135 DEGREE BOOT)
68-69	Y (396, 427)	2989404	AR	5.65	WIRE, NO 5-6-7-8
70-71	Y (454) W/SP. H/PER. (EXC. FM RADIO)	2989400	AR	5.95	WIRE, NO. 1-2-3-4 (34 IN) (GLASS INTERBRAID) (135 DEGREE BOOT)
70-71	Y (454) W/SP. H/PER. (EXC. FM RADIO)	2989404	AR	5.65	WIRE, NO. 5-6-7-8 (28 IN) (GLASS INTERBRAID) (135 DEGREE BOOT)
70-71	Y (454) W/H/PER. (EXC. AM/FM RADIO)	8903191	AR	6.40	WIRE (32 IN) (GLASS INTERBRAID)
70-71	Y (454) W/H/PER., AM/FM RADIO (EXC. H.D.)	8912482	AR	12.05	WIRE, NO 5-6-7-8 (25 IN) (GLASS INTERBRAID)
70-71	Y (454) W/SP H/PER, AM/FM RADIO	8912482	AR	12.05	WIRE, NO 5-6-7-8 (25 IN) (GLASS INTERBRAID)
71-74	Y	2985954	AR	1.40	WIRE, COIL TO DIST/HIGH TEN
71-74	Y (350)	6293962	AR	N.L.	WIRE (50 IN) (GLASS INTERBRAID)
72-74	Y (454)	8908299	AR	19.75	WIRE, NO 1-2-4 (35 IN)
73-74	Y (454)	8908133	AR	18.10	WIRE, NO 3-5-6-7-8 (29 IN)
75-76	Y	8914090	AR	10.35	WIRE, NO 2-3
75	Y	8914094	AR	8.30	WIRE, NO 1
75-77	Y	12002006	AR	7.80	WIRE, NO 7
75-81	Y	12002104	2	6.40	WIRE, NO 5-6 (28 IN)
75-77	Y (350)	12002107	AR	8.50	WIRE, NO 4 (42 IN)
75-77	Y (350)	12002108	1	9.35	WIRE, NO 1 (46 IN)
75-77	Y (350)	12002170	1	N.L.	WIRE, NO 8 (26 IN)
77	Y	12002111	AR	7.40	WIRE, NO 2-3 (54 IN)
78-81	Y	12002006	2	7.80	WIRE, NO 7-8 (22 IN)
78-81	Y	12002107	1	8.50	WIRE, NO 1 (42 IN)
78-82	Y	12002174	1	N.L.	WIRE, NO 4 (40 IN)
78-81	Y	12002177	2	8.95	WIRE, NO 2-3 (50 IN)

2.251 BRACKET-CLIP -GROMMET-RETAINER-SHIELD-SUPPORT, Spark Plug Wire

NOTE: FOR RADIO STATIC SUPPRESSION PARTS SEE GROUP 9.663.

NOTE 1: NOT USED ON 1957 CORVETTE WITH RADIO EQUIPMENT.

78-79	Y (EXC. SP. H/PER.)	330521	LH	.36	BRACKET, SPLG SHLD RR
80	Y (305)	330521	2	.36	BRACKET, SPLG SHLD RR
58-71	Y (283, 327, 350)	3744409	2	.50	CLIP (9/32 WIDE 19/64 HOLE) SPLG. WIRE TO OIL PAN
65-82	Y	3744409	2	.50	CLIP (9/32 WIDE 19/64 HOLE) SPLG. WIRE TO OIL PAN-LH
75-76	Y	372539	1	.35	CLIP, SPLG WIRE
56-57	Y	3707952	8	.33	GROMMET, SI, CONT SPEED AND CRUISE (9/32 HOLE 1/2 O.D.)
56-67	Y (EXC. 396, 427)	3719963	AR	.33	GROMMET, RR UPR AND LWR (FOUR 9/32 HOLES)
65-69	Y (350, 396, 427)	3869716	AR	.50	GROMMET, SIDE

CHASSIS WIRING-LAMPS

2.251 BRACKET-CLIP -GROMMET-RETAINER-SHIELD-SUPPORT, Spark Plug Wire (Con't)

68-70	Y (EXC. 427)	3719963	AR	.33	GROMMET, RR UPR AND LWR (FOUR 9/32 HOLES)
70-74	Y	3869716	AR	.50	GROMMET, SIDE
70-74	Y (EXC. 454)	3719963	AR	.33	GROMMET, RR UPR AND LWR (FOUR 9/32 HOLES)
75-77	Y	351692	2	.61	GROMMET
75-82	Y	351694	2	.53	GROMMET (USE W/8 MM WIRE)
64-68	Y	2965950	AR	.53	RETAINER
65	Y (396)	372540	AR	.35	RETAINER, RR SI
66-71	Y (427, 454) W/SP. H/PER.	372540	AR	.35	RETAINER, RR SI
72-74	Y (454)	372540	AR	.35	RETAINER, RR SI
73-74	Y (350) (EXC. CALIF.)	2965950	AR	.53	RETAINER
74-82	Y	1615135	AR	.26	RETAINER, SPARK PLUG WIRE (4 WIRE) (NYLON)
76-82	Y	357125	AR	.35	RETAINER (SLIP ON) (4 WIRE)
77-79	Y	372540	2	.35	RETAINER, 4 WIRE (BRKT MT W/LK TOP)
80-82	Y	12004716	1	3.06	RETAINER, SPLG WIRES
80	Y (305)	8911952	1	2.30	RETAINER
82	Y (5.7)	8917256	LH	2.00	RETAINER, SPLG 4 WIRE (BRKT MT W/LK TOP)
57-69	Y (8 CYL.) (EXC. 396, 427) (EXC CANADIAN)	3817657	AR	2.40	SHIELD, LH RR AND RH FRT
57-68	Y (8 CYL.) (EXC. 396, 427)	3917664	RH	1.80	SHIELD, RR (NOTE 1)
68-71	Y (8 CYL.) (EXC. 396, 427, 454, AM/FM RADIO)	3919807	LH	1.70	SHIELD, FRT.
69-79	Y (EXC. 454)	3917664	RH	1.80	SHIELD, RR
69-70	Y W/AM/FM RADIO	3973610	1	8.90	SHIELD, RDO IGN RR
70-76	Y (EXC. 454)(EXC CANADIAN)	3817657	AR	2.40	SHIELD, LH RR AND RH FRT
72-75	Y (350)	3919807	LH	1.70	SHIELD, FRT
73-74	Y (454)	465840	8	.73	SHIELD, HT
77-78	Y (EXC CANADIAN)	3817657	RH	2.40	SHIELD, FRT
77-78	Y (W/CANADIAN)	460723	RH		SHIELD,
77-79	Y(305,350) W/CANADIAN	458628	AR	1.15	SHIELD, SPLG
79-82	Y	3817657	RH	2.40	SHIELD, SPLG FRT
80-81	Y	14017767	LH	11.65	SHIELD, RDO IGN & SPLG RR
80-81	Y	14017768	RH	8.50	SHIELD, RDO IGN RR HT
81-82	Y	14045835	1	1.95	SHIELD, RDO IGN SI INR
81-82	Y	14047066	1	11.65	SHIELD, RDO IGN & SPLG RR HT
56-67	Y (EXC. 396, 427)	3728953	LH	2.95	SUPPORT, IGN WIRE, LWR
58-74	Y (283,327,350)	3744408	2	.48	SUPPORT, SI
65-74	Y (EXC. 396, 427, 454)	3864498	RH	.97	SUPPORT, LWR
66	Y (427) (EXC. SP. H/PER.)	3728953	LH	2.95	SUPPORT, IGN WIRE, LWR
68-71	Y (396,427,454)	3928902	RH	.68	SUPPORT, FRT
70-82	Y (EXC. 454)	3923971	LH	1.60	SUPPORT, IGN LWR SHLD LWR
75-82	Y	351693	RH	1.00	SUPPORT, RR LWR
75-82	Y	354332	2	1.50	SUPPORT, SI
75-77	Y	354418	RH	2.55	SUPPORT, RDO IGN SHLD
75-79	Y (350)	354416	AR	.75	SUPPORT, SPLG WIRE
76	Y W/A.T.	369334	LH	2.60	SUPPORT, RDO IGN SHLD
78-80	Y (305, 350)	468244	1	1.10	SUPPORT, SPLG WIRE RR UPR (3.454)
80-82	Y	14022180	RH	3.95	SUPPORT, RDO IGN SHLD SI INR RR

2.258 NIPPLE, Spark Plug Wire

53-69	Y	5289527	AR	.14	NIPPLE, DISTR (PLASTIC 1 3/16 LONG)
-------	---	---------	----	-----	-------------------------------------

2.270 KIT-PLUG, Engine Tune-up

NOTE: WHEN INDIVIDUAL DRIVING CONDITIONS WARRANT, DIFFERENT HEAT RANGE PLUGS MAY BE USED BY SELECTING HIGHER TYPE NOS. FOR HOTTER AND LOWER TYPE NOS. FOR COLDER PLUGS AS NECESSARY.

NOTE 1: MAY BE USED ON PREVIOUS MODELS USING 14MM PLUGS NOT EQUIPPED WITH BOOTS.

NOTE 2: KIT CONSISTS OF 8 AC-R45TS SPARK PLUGS AND GF471 FUEL FILTER.

76-80	Y (305, 350)	1155145	1	N.L.	KIT, ENG TUNE UP (NOTE 2)
53-55	Y	5569992	AR	2.98	PLUG, RADIO SUPPRESSION (AC-R43) (14 MM)
56	Y	1559492	AR	2.53	PLUG, H.D. OPERATION (COLD)
56-59	Y	1559493	AR	2.53	PLUG, HOT PLUG, CONTINUOUS CITY OPER (AC-45) (14MM)
56-59	Y	5612371	AR	N.L.	PLUG, HOT PLUG, CONTINUOUS CITY OPER (EXTENDED SHIELD) (AC-45S) (14 MM)
56	Y	5612386	AR	N.L.	PLUG, H.D. OPERATION (COLD)
57-59	Y	1559494	AR	2.53	PLUG, CITY TYPE OPER (AC-46) (14 MM) (NOTE 1)

CHASSIS WIRING-LAMPS

2.270 KIT-PLUG, Engine Tune-up (Con't)

57-59	Y	5612002	AR	2.53	PLUG, COLD PLUG, H.D. OPERATION (AC-43) (14 MM) (NOTE 1)
57-59	Y	5612390	AR	N.L.	PLUG, CITY TYPE OPER (EXTENDED SHIELD) (AC-46S) (14 MM) (NOTE 1) ...
58-59	Y	1559492	AR	2.53	PLUG, TOWN AND COUNTRY (AC-44) (14 MM) (NOTE 1)
58-59	Y	5612140	AR		PLUG, CONTINUOUS HIGH SPEED (AC-42-1) (14 MM) (NOTE 1)
58-59	Y	5612386	AR	N.L.	PLUG, TOWN AND COUNTRY (EXTENDED SHIELD) (AC-44S) (14 MM) (NOTE 1) ...
60	Y (283) (EXC. F.I.)	5612386	AR	N.L.	PLUG, TOWN AND COUNTRY (EXTENDED SHIELD) (AC-44S) (14 MM) (NOTE 1) ...
60	Y W/F.I.	1559494	AR	2.53	PLUG, CITY TYPE OPER (AC-46) (14 MM) (NOTE 1)
60	Y W/F.I.	5612390	AR	N.L.	PLUG, CITY TYPE OPER (EXTENDED SHIELD) (AC-46S) (14 MM) (NOTE 1) ...
62-68	Y (327)	1559492	AR	2.53	PLUG, STANDARD
62-68	Y (327) (EXC. H/PER., SP. H/PER., F.I.)	5612386	AR	N.L.	PLUG, TOWN AND COUNTRY (EXTENDED SHIELD) (AC-44S) (14MM) (NOTE 1)
64-68	Y (396,427)	5612241	AR	2.53	PLUG, HOT PLUG, CITY TYPE DRIVING (AC-43N) (14 MM)
66-69	Y (427)	5613312	8	2.17	PLUG, NORMAL SERVICE (W/ALUMINUM CYL. HEAD ONLY)(AC-R43XL)
69-70	Y (350) (EXC. SP. H/PER.)	5569993	AR	N.L.	PLUG (AC R-44)
69-70	Y (350) W/SP. H/PER.	5569992	AR	2.98	PLUG, RADIO SUPPRESSION (AC-R43) (14 MM)
69	Y (396, 427) W/H/PER., SP. H/PER.	5612425	8	2.98	PLUG, HOT PLUG (AC-R43N)
70	Y (454) (EXC. H.D.)	5613354	8	N.L.	PLUG (AC-R43T)
71	Y (350) (EXC. SP. H/PER.)	5613355	8	N.L.	PLUG (AC-R44T)
71	Y (350) W/SP. H/PER.	5613354	8	N.L.	PLUG (AC-R43T)
71	Y (454) (EXC. SP. H/PER.)	5613354	8	N.L.	PLUG (AC-R43T)
72-74	Y	5613355	8	N.L.	PLUG (AC-R44T)
75	Y	5613572	8	N.L.	PLUG (AC-R44TX)
76-81	Y	5613303	8	N.L.	PLUG (AC R-45TS)
82	Y(5.7)	5613303	8	N.L.	PLUG (AC R-45TS)

2.271 GASKET, Spark Plug

NOTE 1: REAM OR REMOVE INTERNAL PROJECTIONS WHEN USING ON LONG REACH PLUGS.

53-71	Y	1555475	AR	.06	GASKET (14 MM-CHROME) (LESS RETENTION DIMPLE)
72-82	Y	5612328	AR	.06	GASKET (9 I.D. X 25 O.D.) (14 MM) (CHROME) (W/RETENTIONDIMPLE) (NOTE 1)

2.274 FAN-GUIDE-PULLEY, Generator

NOTE: IN SOME CASES DOUBLE GROOVE PULLEYS MAY BE USED IN PLACE OF SINGLE GROOVE PULLEYS.

53-59	Y W/5" SEPARATE FAN	1866400	1	4.64	FAN (12 BLADES)
68-79	Y W/42, 61, 63 AMP	800594	1	4.02	FAN, GEN
74-77	Y W/A.C.(C60)	800594	1	4.02	FAN, GEN
80-82	Y W/37 THRU 63 AMP	1978057	1	12.95	FAN, GEN
80-82	Y W/70 AMP	1978026	1	12.85	FAN, GEN
77-81	Y	460755	1	2.70	GUIDE, GEN BELT
82	Y	14053829	1	2.70	GUIDE, GEN BELT
53-55	Y (6 VOLT)	1949356	1	6.55	PULLEY,
56-57	Y W/DUAL 4BC	3711766	1	18.60	PULLEY
57	Y W/F.I.	3711766	1	18.60	PULLEY
58-61	Y (EXC. F.I. W/H.L. CAM)	1949356	1	6.55	PULLEY,
63	Y W/A.C.	1949356	1	6.55	PULLEY,
63-64	Y W/F.I., SP. H/PER. (EXC. A.C.)	3871242	1	12.65	PULLEY
64-65	Y(327)W/A.C.,SP. H/PER.	3844100	1	14.10	PULLEY,
65-67	Y (327) SP. H/PER. W/H.L., P.S. (EXC. A.C.)	3829387	1	13.00	PULLEY
65	Y (327) W/F.I., SP. H/PER. (EXC. A.C., P.S.)	3871242	1	12.65	PULLEY
65-66	Y (396) W/SP. H/PER.	3829387	1	13.00	PULLEY
65-66	Y W/A.C. (EXC. 427, SP. H/PER.)	3909817	1	7.20	PULLEY
66	Y (327) W/SP. H/PER. (EXC. A.C., P.S.)	3871242	1	12.65	PULLEY
66-68	Y (427) (EXC. P.S.)	3829387	1	13.00	PULLEY
66-68	Y (427) A.C., W/P.S.	3883978	1	11.75	PULLEY
66	Y (427) SP. H/PER. W/P.S.	3871242	1	12.65	PULLEY

CHASSIS WIRING-LAMPS

2.274 FAN-GUIDE-PULLEY, Generator (Con't)

66	Y P.S. W/62 AMP. (327 SP. H/PER.)	3909817	1	7.20	PULLEY
66-68	Y W/P.S. (427) (EXC. A.C., SP. H/PER.)	3871242	1	12.65	PULLEY
66-68	Y(427)W/A.C.,H/PER.(EXC P.S.)	3844100	1	14.10	PULLEY
68	Y W/P.S. (327 SP. H/PER., A.C.)	3909817	1	7.20	PULLEY
68	Y W/61 AMP. (EXC. P.S.)	1949356	1	6.55	PULLEY
69-70	Y (350) (EXC. H/PER., SP. H/PER., A.C.)	1949356	1	6.55	PULLEY
69-77	Y (350) W/A.C.	1949356	1	6.55	PULLEY
69-72	Y (350) W/H/PER., SP. H/PER. (EXC. A.C., T. IGN.)	1970831	1	15.60	PULLEY
69	Y (427) W/H.D.	3829387	1	13.00	PULLEY
69-71	Y (427, 454) P.S. W/SP. H/PER.	3871242	1	12.65	PULLEY
69-72	Y (427, 454) P.S. W/H/PER.	3883978	1	11.75	PULLEY
69	Y (427, 4BC) W/SP. H/PER. (EXC P.S.)	3844100	1	14.10	PULLEY
70-72	Y(454)(EXC SP. H/PER., P.S.)	3844100	1	14.10	PULLEY
71	Y (454) W/SP. H/PER. (EXC. P.S.)	3829387	1	13.00	PULLEY
73-74	Y (454) W/P.S. (EXC. A.C.)	1867560	1	18.50	PULLEY
73-74	Y (454) W/A.C., P.S.	3883978	1	11.75	PULLEY
73-74	Y(350)(EXC A.C.)	3844100	1	14.10	PULLEY
73	Y(454)(EXC A.C.,P.S.)	3844100	1	14.10	PULLEY
73-74	Y(454)W/A.C.(EXC P.S.)	3844100	1	14.10	PULLEY
75-77	Y (EXC. A.C.)	1970831	1	15.60	PULLEY
78-79	Y W/42 AMP	3844100	1	14.10	PULLEY
79	Y W/70 AMP	14015512	1	4.95	PULLEY
80-82	Y W/70 AMP	1979359	1	13.15	PULLEY

2.275 GENERATOR, Engine Electrical

NOTE: MOUNTINGS ON REBUILT GENERATORS ARE THE SAME AS THOSE USED ON NEW GENERATORS. REFER TO TYPE NUMBERS FOR SIMILARITY.

NOTE: FOR GENERATORS ACCEPTABLE FOR EXCHANGE CREDIT SEE EXCHANGE SECTION OF THE DEALER PRICE SCHEDULE.

NOTE 1: LIST PRICE SHOWN DOES NOT INCLUDE EXCHANGE CHARGE. REFER TO DEALER PARTS PRICE SCHEDULE FOR EXCHANGE PRICE.

NOTE 2: REPLACES 37 AMP. GENERATOR 1933776.

NOTE 3: LESS PULLEY AND FAN.

62-68	Y W/42 AMP	1100842	1	150.50	GENERATOR (NEW) (NOTE 1,,3)
62-68	Y W/52 AMP,A.C.	1963778	1	58.55	GENERATOR (REMANUFACTURED) (NOTE 1)
63-78	Y W/42 AMP(EXC A.C.)	1846935	1	63.70	GENERATOR (REMANUFACTURED) (NOTE 1,,2)
66-68	Y W/61, 63 AMP, A.C.	1867423	1		GENERATOR (REMANUFACTURED) (NOTE 1)
69-81	Y W/37,42 AMP	1103060	1	186.40	GENERATOR (NEW) (NOTE 1)
69-78	Y W/37, 42 AMP (EXC A.C., H/PER.)	1876678	1	91.75	GENERATOR (REMANUFACTURED) (NOTE 1)
69-81	Y W/55,63 AMP	1103061	1	194.15	GENERATOR (NEW) (NOTE 1)
69-79	Y W/61 AMP,A.C.	1876680	1	116.00	GENERATOR (REMANUFACTURED) (NOTE 1)
73-78	Y W/55 AMP	1976063	1	91.56	GENERATOR (REMANUFACTURED)
75-77	Y W/80 AMP	1101061	1	377.60	GENERATOR (NEW)
75-78	Y W/80 AMP	1892877	1	269.00	GENERATOR (REMANUFACTURED)
78-81	Y W/42 AMP	1979858	1	N.L.	GENERATOR (REMANUFACTURED)
79-80	Y W/70 AMP	1101040	1	256.70	GENERATOR (NEW) (NOTE 1)
79-82	Y W/70 AMP	1984272	1	195.30	GENERATOR (REMANUFACTURED)
80-82	Y W/63 AMP	1876680	1	116.00	GENERATOR (REMANUFACTURED)
80-82	Y W/70 AMP	1101070	1	263.85	GENERATOR (NEW) (NOTE 1)

2.277 BOLT-BRACKET-SCREW-SPACER-SUPPORT-WASHER , Generator Mounting(See Group 2.317 for Brace)

72	Y (454)	9430724	1	.94	BOLT, GEN. TO BRACKET (3/8-16 X 3 3/4) (6.606)
63-65	Y (EXC. A.C., 396)	3860461	1	8.20	BRACKET
63	Y W/A.C.	3825461	1	10.00	BRACKET
66-74	Y (427, 454) W/P.S.	3878236	1	11.65	BRACKET
66-74	Y (427, 454) (EXC. P.S.)	3882810	1	23.25	BRACKET
74	Y (350) (1ST DESIGN)	14015539	1	11.25	BRACKET (MALLEABLE IRON)
74	Y (350) (2ND DESIGN)	14015510	1	11.50	BRACKET (ALUMINUM)
75-82	Y (1ST DESIGN)	14015539	1	11.25	BRACKET (MALLEABLE IRON)
75-82	Y (2ND DESIGN)	14015510	1	11.50	BRACKET (ALUMINUM)

CHASSIS WIRING-LAMPS

2.277 BOLT-BRACKET-SCREW-SPACER-SUPPORT-WASHER , Generator Mounting(See Group 2.317 for Brace) (Con't)

75-82	Y	10008893	AR	.34	SCREW, SPL WA HEX HD(M8X1.25-6G THD)
80-82	Y	10008894	AR	.55	SCREW, W/SPL WA HEX HD (M10 X 1.5-6G)
63-65	Y (EXC. A.C.)	3825451	1	.40	SPACER, BRKT
63	Y W/A.C.	3825451	1	.40	SPACER, BRKT
65-67	Y (327) W/SP. H/PER., P.S. (EXC. A.C.)	3825451	1	.40	SPACER, BRKT
65-67	Y (396, 427) (EXC. P.S.)	3825451	1	.40	SPACER, BRKT
66	Y (EXC. 427)	3825451	1	.40	SPACER, BRKT
66	Y (327) W/SP. H/PER. (EXC. A.C., P.S.)	3825451	1	.40	SPACER, BRKT
68-69	Y (427) (EXC. P.S.)	3825451	1	.40	SPACER, BRKT
70-72	Y (454)	3825451	1	.40	SPACER, BRKT
73-79	Y	3825451	1	.40	SPACER, BRKT
74-79	Y	6271064	AR	3.75	SPACER (.42 I.D. X .69 O.D. X .256 LONG)
76-78	Y	3977982	1	1.05	SPACER, GENERATOR (7/16 I.D. X 11/16 O.D. X 7/8 LONG)
65	Y (327) W/A.C.	3846565	1	2.50	SUPPORT, GEN MT (ON EXH MANIF)
66-68	Y (327)	3846565	1	2.50	SUPPORT, GEN MT (ON EXH MANIF)
66-74	Y (427, 454) W/P.S. (EXC. H.D.)	3878240	1	2.20	SUPPORT, BRKT LWR
69-71	Y (350)	3846565	1	2.50	SUPPORT, GEN MT (ON EXH MANIF)
70-74	Y (454) W/P.S.	3986109	1	2.30	SUPPORT, BRKT UPR
53-62	Y	3682643	2	.25	WASHER (5/16)
58-81	Y	537209	AR	.25	WASHER (11/32 X 3/4 X 29/32)

2.279 ROTOR, Generator

62-68	Y	1958565	1	38.00	ROTOR, W/SHAFT
69-78	Y W/42, 61 AMP	1876163	1	N.L.	ROTOR, W/SHAFT
79	Y W/42, 63 AMP	1876163	1	N.L.	ROTOR, W/SHAFT
80-81	Y W/37 THRU 63 AMP	1876163	1	N.L.	ROTOR, W/SHAFT
80-82	Y W/70, 85 AMP	1975333	1	N.L.	ROTOR, W/SHAFT
82	Y W/63 AMP	1876163	1	N.L.	ROTOR, GEN

2.280 NUT-WASHER, Generator Rotor Shaft

53-82	Y	1915172	1	.93	NUT, DR END (5/8-20 THD. 1/4)
53-72	Y	3947122	1	1.10	NUT (5/8 X 20 X 1 3/8)
53-82	Y	1941978	1	.36	WASHER, SPRING (DRIVE END) (WAVE)

2.285 BRUSH, Generator

55-62	Y	1932506	2	1.83	BRUSH, W/LEAD (STAMPED 956) (12 VOLT)
-------	---	---------	---	------	---------------------------------------

2.286 SPRING, Generator Brush

78-81	Y (EXC. 70, 85 AMP)	1964117	2	.22	SPRING, GEN BRUSH
80-82	Y W/70, 85 AMP	1975325	2	.20	SPRING, GEN BRUSH
82	Y W/63 AMP	1964117	2	.22	SPRING, GEN BRUSH

2.291 HOLDER KIT-SCREW-WASHER, Generator Brush

62-68	Y	1964682	1	10.00	HOLDER KIT, W/BRUSH
69-82	Y (EXC. 70, 85 AMP)	801466	1	N.L.	HOLDER KIT, W/BRUSH
80-82	Y W/70, 85 AMP	1975323	1	10.10	HOLDER KIT, W/BRUSH (W/1101066)
69-82	Y	1876681	2	.29	SCREW, BRUSH HOLDER (INSUL) (W/1100543-44-54-0825-33-35-59-81-82-84-0900-01-50)
69-81	Y	1876682	1	.24	SCREW, BRUSH HLDR ATCH(GRD)
78-81	Y (EXC. 80 AMP)	1975737	1	.17	SCREW, BRUSH HOLDER ATTACH (GRD)
82	Y W/63 AMP	1876682	1	.24	SCREW, BRUSH HLDR ATCH(GRD)
82	Y W/70 AMP	1975737	1	.17	SCREW, BRUSH HOLDER ATTACH (GRD)
69-70	Y	1970149	2	.36	WASHER, BRUSH HOLDER ATTACH (INSUL)

2.297 FRAME, Generator Slip Ring

62-69	Y	1852934	1	43.50	FRAME, SLIP RING END W/1100615-0618-0620-0628-0629-0633-0665-0668-0669-0670-0693-0694-0695-0696-0697-750-0834-36-37-38-39-41-42-43-45-46-47
69	Y	1852101	1	22.45	FRAME, SLIP RING END (W/1100825-33-59-82)
70-71	Y	1852101	1	22.45	FRAME, SLIP RING END
72-82	Y W/37 THRU 63 AMP	1974939	1	24.50	FRAME, SLIP RING END
80-82	Y W/70, 85 AMP	1975310	1	30.85	FRAME, SLIP RING END

CHASSIS WIRING-LAMPS

2.298 BEARING-SEAL, Generator Slip Ring End Frame					
55-68	Y	905429	1	N.L.	BEARING, ROTOR SHAFT END (W/1102020-2025-2041-2043-2059- 2084-2115-5947-6982-2173-2174-2268- 5116-5123-5124-0693-94-95-96-97-950- 1117754-65-82) (12 VOLT)
76-82	Y W/42, 61, 63 AMP	9436831	1	N.L.	BEARING, RLR SLIP RING END
80-82	Y W/70, 85 AMP	1975322	1	4.95	BEARING, ROTOR SLIP RING END
69-75	Y	1961323	1	.70	SEAL, SLIP RING END BRG
2.301 WICK, Generator Oil					
53-55	Y (6 VOLT)	1947350	1	.30	WICK (FELT 7/32 DIA. X 3 1/2 LONG) (2.364)
2.305 FRAME, Generator Drive End					
62-82	Y W/37 THRU 63 AMP	1974937	1	17.60	FRAME, GEN D.E.
80-82	Y W/70, 85 AMP	1975331	1	21.70	FRAME, GEN D.E.
2.306 BEARING, Generator Drive End					
53-68	Y	905429	1	N.L.	BEARING (EXC. W/1006976-6981-6982- 6985-1117765) (2.298)
69-81	Y W/32 THRU 85 AMP	907998	1	N.L.	BEARING,
79	Y W/70,80,85 AMP	1893306	1	6.00	BEARING,
2.307 COLLAR-GASKET-PLATE-SCREW-SLINGER-WASHER, Generator Drive End					
62-82	Y W/70 AMP	1959991	1	.50	COLLAR, BRG SPACER (OUTSIDE) (7/8 OD)(W/1100543-4454- 600-601-613- 615-618-620-628-629-633-665-668-669- 693-6 94-695-696-697-742-750-0825- 26-33-834-836-837-838 THR RU 849- 859-881-882-884-900-901-950)
64-77	Y	1963139	1	1.54	COLLAR, BRG SPACER (INSIDE) (W/1100543-44-54-0665-668-669-670- 693-694-695-696-697-742-750-0825-26- 33-0834-0849-0859-81-82-84-0900-01- 50)
80	Y (EXC. 70 AMP)	1978064	1	1.07	COLLAR, BRG SPACER
80-81	Y W/70, 85 AMP	1975350	1	.67	COLLAR, BRG SPACER (INSIDE) (W/1101066)
82	Y W/70 AMP	1975350	1	.67	COLLAR, SHF DR END(I.S.)
82	Y W/70 AMP	1978064	1	1.07	COLLAR, BRG SPACER
82	Y W/70 AMP	1978940	1	.98	COLLAR, GEN(1.00 O.D.)
53-69	Y	1912008	1	.24	GASKET, BRG RET PLT, INR
62-82	Y	1971993	1	1.20	PLATE, BRG RET D.E.
53-64	Y	1914580	3	.17	SCREW, BRG RET PLT (NO. 10-32 X 7/16)
62-82	Y	1965104	3	.17	SCREW, BRG RET PLT (W/1100543-44- 54-0665-668-669-670-693-694-695-696- 697-742-750-94-95-96-0818-0825-33- 0849-0859-81-82-84-0900-01-50)
69-70	Y	1851612	1	.20	SCREW, CAPAC LEAD ATTACH (2.319)
62-68	Y	1947344	1	.14	SLINGER, BALL BRG GREASE (W/1100628-33-65-68-93-94-96-97-750)
53-69	Y	809945	1	.21	WASHER, METAL, SPACER (11/16 I.D. X 15/16 O.D.X 3/32 THK.)
53-69	Y	809961	1	.25	WASHER, FELT, OUTSIDE (29/32 I.D. X 15/16 O.D.) (W/1117765)
69-77	Y	800832	1	.13	WASHER, BALL BRG GREASE
78-81	Y (EXC. 70, 85 AMP)	800832	1	.13	WASHER, BALL BRG GREASE
2.310 STATOR, Generator Field					
62-68	Y	1959381	1	29.60	STATOR (W/1100615-620-628-629-668- 669-670-693-695-696-0834 THRU 0842)
66-68	Y	1962025	1	29.25	STATOR (W/1100742-750-796-0843-45- 46-47-48)
69-77	Y W/42 AMP.	1971986	1	29.25	STATOR (W/1100543-0833-59-0900-01- 50-2353-2484-2848)
69-82	Y W/55, 61, 63 AMP.	1971639	1	N.L.	STATOR (W/1100544-54-0825-82-84- 2474-2849)
78-81	Y W/37, 42 AMP	1971986	1	29.25	STATOR (W/110543-0833-59-0900-01- 50-2353-2484-2848)
79-81	Y W/70 AMP	1975303	1	44.15	STATOR (W/1101067-1101044)
2.313 BOLT-CLIP-COVER-INSULATOR-TERMINAL KIT-WASHER, Generator					
69-79	Y	3952222	1	1.25	BOLT, GEN AND FWD LP WRG HARN (TO GEN)

CHASSIS WIRING-LAMPS

2.313 BOLT-CLIP-COVER-INSULATOR-TERMINAL KIT-WASHER, Generator (Con't)

80-81	Y (EXC. 70 AMP)	14020036	1	.26	BOLT, GEN AND FWD LP WRG HARN (TO GEN)
82	Y W/63 AMP	14020036	1	.26	BOLT, GEN AND FWD LP WRG HARN (TO GEN)
78-79	Y	1846548	1	.22	CLIP, TERM STATOR LEAD
66-79	Y	497628	1	1.05	COVER, GEN BAT TERM
64-68	Y	1959389	1	.13	INSULATOR, CND SR TERM SCR (W/1100668-670-693-694-695-696-697-742-750-0834 THRU 0849)
62-68	Y	1959832	1	1.04	TERMINAL KIT, BATTERY (W/1100615-618-620-628-629-633-665-668-669-670-693-694-695-696-697-742-750-0834 THRU 0849)
62-68	Y	1959833	1	1.32	TERMINAL KIT, GROUND (W/1100615-618-620-628-629-633-665-668-669-670-693-694-695-696-697-742-750-0834 THRU 0849)
62-69	Y	1959834	3	.55	TERMINAL KIT, GEN JUNC
69-70	Y	1971704	1	2.60	TERMINAL KIT, BATTERY
71-76	Y (350) (EXC. A.C.)	1971704	1	2.60	TERMINAL KIT, BATTERY
71-76	Y (350) W/A.C.	1846900	1	2.45	TERMINAL KIT, BATTERY
71-74	Y (454)	1846900	1	2.45	TERMINAL KIT, BATTERY
77-79	Y	1846900	1	2.45	TERMINAL KIT, BATTERY
78-81	Y (EXC 80 AMP)	1975471	1	3.04	TERMINAL KIT, BATTERY
82	Y	1975471	1	3.04	TERMINAL KIT, BATTERY
64-69	Y	1959523	1	.25	WASHER, CND SR TERM INSL SCR (W/1100668-670-693-694-695-696-697-742-750-0834 THRU 0849)

2.316 BOLT , Generator

62-82	Y	1956975	4	.29	BOLT (3/16-24 X 25/64)
-------	---	---------	---	-----	------------------------

2.317 BRACE -SPACER, Generator

NOTE: ORIGINAL EQUIPMENT BRACES MAY BE REPLACED BY SERVICE BRACES WHICH WILL REQUIRE DRILLING OF ATTACHING HOLE AND FORMING.

53-55	Y (6 VOLT) W/SP. EQUIP.	3914929	1	9.85	BRACE (9 13/16 LG-STRAIGHT)
66-67	Y (327) (EXC. SP. H/PER.)	3826928	1	4.15	BRACE (12 37/64 LG-CURVED)
66-67	Y (327) W/SP. H/PER. (EXC. P.S.)	460754	1	2.50	BRACE (11" LG-CURVED)
66-67	Y (327) W/SP. H/PER., P.S. W/A.C.	3826928	1	4.15	BRACE (12 37/64 LG-CURVED)
66-69	Y (427) W/P.S.	3826928	1	4.15	BRACE (12 37/64 LG-CURVED)
68-69	Y (EXC. 427)	3826928	1	4.15	BRACE (12 37/64 LG-CURVED)
68-69	Y (427) (EXC. P.S., H.D.)	3919886	1	6.40	BRACE (12 1/2 LG-CURVED)
70-74	Y (454) (EXC. P.S.)	3919886	1	6.40	BRACE (12 1/2 LG-CURVED)
75-82	Y (EXC. 70 AMP)	460754	1	2.50	BRACE (11" LG-CURVED)
79-81	Y W/70 AMP	14015511	1	2.40	BRACE, GEN ADJ
82	Y	14015511	1	2.40	BRACE, GEN ADJ
69	Y (427)	3940943	1	1.20	SPACER, GEN. TO CYL. HD. (2 7/8" LONG)

2.319 BRIDGE-CAPACITOR -DIODE-HEAT SINK-RESISTOR-SCREW-SPRING, Generator

69-71	Y	1867531	1	32.95	BRIDGE, DIODE (POSITIVE)
72-82	Y W/37 THRU 63 AMP	1875627	1	N.L.	BRIDGE, DIODE (POSITIVE)
80-82	Y W/70, 85 AMP	1975313	1	N.L.	BRIDGE, RECT
62-69	Y	1959455	1	2.31	CAPACITOR (W/1100615-618-620-628-629-633-665-668-669-670-693-694-695-696-697-742-750-0834 THRU 0849)
69-81	Y W/37 THRU 63 AMP	1971411	1	4.20	CAPACITOR (5MF)
79-82	Y	1978146	1	4.43	CAPACITOR, GEN
62-68	Y	1852929	3	4.95	DIODE, POSITIVE (42-52-61 AMP.) (RED) (W/1100615-618-620-628-629-633-665-668-669-670-693-694-695-696-697-742-750-0834 THRU 0849)
69-82	Y W/37 THRU 63 AMP	1971528	1	4.66	DIODE, TRIO (NEG) (W/1100543-44-54-0825-33-59-81-82-84-0900-01-50)
78-79	Y W/80 AMP	1977064	1	7.00	DIODE, TRIO
80-81	Y W/70, 85 AMP	1975328	1	5.70	DIODE, TRIO (NEG)
82	Y W/70 AMP	1975328	1	5.70	DIODE, TRIO GEN(NEG)
62-71	Y	1959828	1	26.15	HEAT SINK
76-82	Y	830478	1	.42	RESISTOR, REG TO BRUSH GRD
69-82	Y	1876668	1	.20	SCREW, RECTIFIER BRIDGE ATTACH
76-78	Y	1851612	1	.20	SCREW, CAPAC LEAD ATTACH

CHASSIS WIRING-LAMPS

2.319		BRIDGE-CAPACITOR -DIODE-HEAT SINK-RESISTOR-SCREW- SPRING, Generator (Con't)			
62-69	Y	1960750	1	.11	SPRING, CNDSR RET
2.333		SPACER, Battery			
57-63	Y (EXC. A.C.)	760689	4	.40	SPACER, RETAINER (RUBBER 3/16" THK)
2.334		BOLT-SCREW-STUD-WASHER, Battery Hold Down			
53-67	Y (EXC. 396)	325053	AR	2.60	BOLT (HOOK HD. 5/16 -18 X 10 1/2 O.L.)
74-82	Y	458985	1	.51	SCREW, W/WA, BAT HOLDN RET(7.242)
63-67	Y (EXC. A.C., 396)	325192	2	2.95	STUD, RETAINER (5/16"-18 X 10 1/4")(3.403)
53-82	Y	3914674	AR	.31	WASHER, FLAT (3/8 I.D. X 1 O.D.)
2.335		CLAMP-REINFORCEMENT-RETAINER , Battery Hold Down			
67	Y (EXC. A.C.)	3919633	1	.71	CLAMP, HOLDN
68-81	Y	3919633	1	.71	CLAMP, HOLDN
68-81	Y	3880196	LH	1.60	REINFORCEMENT, HOLDN
68-82	Y	3919636	RH	1.60	REINFORCEMENT, HOLDN
55-56	Y (12 VOLT) (EXC. SBC, H.D. BAT.)	468388	1	4.10	RETAINER (13 9/16 O.L. X 7)
57-63	Y	468388	1	4.10	RETAINER (13 9/16 O.L. X 7)
63-65	Y W/A.C.	580517	1	2.20	RETAINER (8 1/2 O.L. X 4)
64-66	Y (EXC. A.C., 396)	468388	1	4.10	RETAINER (13 9/16 O.L. X 7)
65	Y (396) W/SP. H/PER.	580517	1	2.20	RETAINER (8 1/2 O.L. X 4)
68-81	Y	6270159	1	1.05	RETAINER, HOLDN
2.341		CABLE-STRAP-WIRE, Battery(Negative)			
56-62	Y	2968183	1	7.95	CABLE, W/TERM,FLDG TOP GROUND(14)(ENG GRD)
62-64	Y(EXC A.C.)	8907354	1	7.90	CABLE (30" CTR TO CTR HOLES)(NEG)(W/TERMINAL)
65-67	Y	8907354	1	7.90	CABLE (30" CTR TO CTR HOLES)(W/TERMINAL)
68-81	Y	8901980	1	7.80	CABLE (13" CTR TO CTR HOLES)(NEG)(ENG GRD)
70-75	Y	8901981	1	17.20	CABLE (29 1/2" CTR TO CTR HOLES)(W/TERMINAL)
76-81	Y	8908585	1	13.05	CABLE (21 1/2")(NEG)(W/TERMINAL)
82	Y	12016502	1	7.45	CABLE, BAT(NEG)(550 MM)
63-64	Y W/A.C.	6296304	1	9.70	STRAP (18" O.L.)(PACKARD 5L-16)(W/TERMINAL)
67-82	Y	6286800	AR	2.60	STRAP (19")(ENG GRD)
76-79	Y	6287160	1	4.15	STRAP (10 1/2")(9.663)(ENG GRD)
78-82	Y	8910791	1	7.05	WIRE (SEE GROUP 9.647 FOR USAGE)(ENG GRD)
2.342		BLOCK-CABLE , Battery (Positive)			
74	Y	340409	1	.76	BLOCK, ENG WRG JCT
80	Y W/STEREO (UM2, UN3)	340409	1	.76	BLOCK, ENG WRG JCT
81	Y W/UM4, UM5, UM6, UN5	340409	1	.76	BLOCK, ENG WRG JCT
82	Y	340409	1	.76	BLOCK, ENG WRG JUNC
55-61	Y (8 CYL.)	8907363	1	11.80	CABLE (29 1/2 CTR TO CTR HOLES)
62	Y	8907354	1	7.90	CABLE (26" CTR TO CTR HOLES)
63-65	Y (EXC. A.C., 396)	8907361	1	9.95	CABLE (26" CTR TO CTR HOLES)
63-67	Y W/A.C.	8907375	1	21.00	CABLE (70" CTR TO CTR HOLES)
65	Y (396) W/SP. H/PER.	8907375	1	21.00	CABLE (70" CTR TO CTR HOLES)
66-67	Y (EXC. A.C., 427)	8907361	1	9.95	CABLE (26" CTR TO CTR HOLES)
66-67	Y (427)	8907354	1	7.90	CABLE (26" CTR TO CTR HOLES)
68-69	Y (1ST DESIGN)	6295212	1	31.00	CABLE (85" CTR TO CTR HOLES)
69-80	Y (2ND DESIGN 1969)	12065854 12028598	1	50.50	CABLE (91) (POS.) (2310M)
81-82	Y	12028598	1	50.50	CABLE, BAT (POS)
2.343		BOLT KIT-BRACKET -CLIP-SCREW, Battery Cable			
53-69	Y	1846534	1	.45	BOLT KIT, W/NUT (FOR BOLT TYPE CLAMP)
68-82	Y	3840474	6	2.60	BRACKET (8.857)
82	Y	355930	1	1.25	CLIP, CABLE TO OIL PAN
69-70	Y	8900304	1	1.20	SCREW, NEGATIVE BATT CABLE (SIDE TERM.)
69-72	Y	8917444	1	1.03	SCREW, POS BATT CABLE (SIDE TERM.)
2.345		COVER-WASHER, Battery Filler			
NOTE 1: COVERS 3 FILLER HOLES.					
68-75	Y	1876244	2	3.95	COVER, CAP (NOTE 1)

CHASSIS WIRING-LAMPS

2.345 COVER-WASHER, Battery Filler (Con't)

53-82	Y	378082	1	.25	WASHER, POS. TERM. (11/16 I.D. X 15/16 O.D. X 3/16)
-------	---	--------	---	-----	--

2.361 DISTRIBUTOR, Ignition

57	Y (EXC. F.I., H.D. DIST.)	1110891	1	198.35	DISTRIBUTOR, W/DUAL POINTS
58-61	Y (EXC. DUAL 4BC, F.I.)	1111500	1	121.45	DISTRIBUTOR
58-61	Y W/DUAL 4BC, H/PER.	1110891	1	198.35	DISTRIBUTOR, W/DUAL POINTS
62	Y W/SP. H/PER.	1110985	1	281.20	DISTRIBUTOR, W/DUAL POINTS
65	Y (EXC. SP. H/PER., F.I.)	1112021	1	279.45	DISTRIBUTOR
65-67	Y (327) W/SP. H/PER., HYD. LIFTERS (EXC. T. IGN.)	1111196	1	239.35	DISTRIBUTOR
65-67	Y (327) W/SP. H/PER., HYD. LIFTERS, T. IGN.	1111267	1	319.50	DISTRIBUTOR
66-68	Y (327)	1112021	1	279.45	DISTRIBUTOR
66-69	Y (427) W/H/PER. (EXC. T. IGN.)	1111926	1	237.60	DISTRIBUTOR
68	Y (327) W/T. IGN., SP. H/PER.	1111475	1	263.00	DISTRIBUTOR
68	Y (327) W/SP. H/PER., T. IGN.	1112038	1	296.00	DISTRIBUTOR
69	Y (350) (EXC. H/PER., SP. H/PER.)	1112021	1	279.45	DISTRIBUTOR
69	Y (350) W/H/PER., T. IGN.	1111491	1	284.20	DISTRIBUTOR
69	Y (350) W/T. IGN.	1112038	1	296.00	DISTRIBUTOR
69	Y (350) W/SP. H/PER. (EXC. T. IGN.)	1112150	1	284.80	DISTRIBUTOR
70	Y (350) (EXC. SP. H/PER.)	1112021	1	279.45	DISTRIBUTOR
70	Y (350) W/SP. H/PER.	1111491	1	284.20	DISTRIBUTOR
70	Y (454)	1111464	1	185.00	DISTRIBUTOR
71-72	Y (350) (EXC. SP. H/PER.)	1112526	1	247.15	DISTRIBUTOR
71	Y (350) W/SP. H/PER.	1112038	1	296.00	DISTRIBUTOR
71-72	Y (454) W/H/PER.	1112051	1	204.05	DISTRIBUTOR
72-74	Y (350) W/SP. H/PER.	1112150	1	284.80	DISTRIBUTOR
73	Y (350) (EXC. SP. H/PER.)	1112247	1	273.45	DISTRIBUTOR
74	Y (350) W/A.T. (EXC. SP. H/PER.)	1112247	1	273.45	DISTRIBUTOR
74	Y (350) W/M.T. (EXC. SP. H/PER., CALIF)	1112247	1	273.45	DISTRIBUTOR
74	Y (350) W/M.T., CALIF. (EXC. SP. H/PER.)	1112544	1	254.30	DISTRIBUTOR
75-76	Y (350) (EXC. SP. H/PER., CALIF.)	1103253	1	280.60	DISTRIBUTOR
75-76	Y (350) W/CALIF. (EXC. SP. H/PER.)	1103274	1	285.40	DISTRIBUTOR
75	Y (350) W/SP. H/PER., CALIF.	1112883	1	292.00	DISTRIBUTOR
75	Y W/SP. H/PER., FED.	1112979	1	289.00	DISTRIBUTOR
76	Y W/SP. H/PER., M.T.	1103256	1		DISTRIBUTOR
76	Y W/SP. H/PER., A.T.	1112979	1	289.00	DISTRIBUTOR
77	Y (EXC. SP. H/PER., CALIF)	1103246	1	280.60	DISTRIBUTOR
77	Y W/CALIF. (EXC. SP. H/PER.)	1103248	1	280.60	DISTRIBUTOR
77	Y W/SP. H/PER.	1103256	1	280.60	DISTRIBUTOR
78	Y W/A.T. (EXC. SP. H/PER., CALIF.)	1103353	1	280.60	DISTRIBUTOR
78-79	Y W/CALIF. (EXC. SP. H/PER.)	1103285	1	280.60	DISTRIBUTOR
78	Y W/M.T. (EXC. SP. H/PER.)	1103337	1	280.60	DISTRIBUTOR
78-79	Y W/SP. H/PER.	1103291	1	280.60	DISTRIBUTOR
79	Y W/A.T., FED (EXC. SP. H/PER.)	1103302	1	280.60	DISTRIBUTOR
79	Y W/ALT. (EXC. SP. H/PER.)	1103353	1	280.60	DISTRIBUTOR
79	Y W/M.T. (EXC. SP. H/PER.)	1103353	1	280.60	DISTRIBUTOR
80	Y (305)	1103386	1	280.60	DISTRIBUTOR
80	Y (350) W/M.T., SP. H/PER.	1103291	1	280.60	DISTRIBUTOR
80	Y (350) W/A.T. (EXC. SP. H/PER.)	1103353	1	280.60	DISTRIBUTOR
80	Y (350) W/A.T., SP. H/PER.	1103435	1	280.60	DISTRIBUTOR
81	Y (350)	1103443	1	308.15	DISTRIBUTOR
82	Y(5.7)	1103479	1	303.40	DISTRIBUTOR

2.362 HOUSING, Ignition Distributor

58-61	Y	1966407	1	32.15	HOUSING
62-74	Y	1851158	1	113.65	HOUSING
75-80	Y	1876222	1	30.55	HOUSING
81-82	Y	1978152	1	40.40	HOUSING

2.363 BUSHING-CLAMP-GASKET-RETAINER-SEAL-SPACER, Distributor and Fuel Injector

62-65	Y W/F.I.	1938648	1	3.90	BUSHING, TACH DRIVE SHAFT
-------	----------	---------	---	------	---------------------------

CHASSIS WIRING-LAMPS

2.363 BUSHING-CLAMP-GASKET-RETAINER-SEAL-SPACER, Distributor and Fuel Injector (Con't)

55-57	Y (8 CYL.) (EXC. DISTR. CONT. GOV.)	14007385	1	1.05	CLAMP, IGN TIMER DIST
59-63	Y W/F.I.	14007385	1	1.05	CLAMP, IGN TIMER DIST
68-82	Y	14007385	1	1.05	CLAMP, IGN TIMER DIST
55-81	Y (8 CYL.)	3932344	1	.32	GASKET, IGN. TIMER DIST.(1 13/16 O.D. X 1 9/32 I.D.)
57-65	Y W/F.I.	3745181	AR	.25	GASKET, MT (19/32 I.D. X 1 13/16 O.D.) (3/32 SLOT)
58-65	Y W/F.I.	1940604	1	.20	GASKET, CVR PLT (FOUR 3/16 HOLES)
82	Y(5.7)	3932344	1	.32	GASKET, IGN. TIMER DIST.(1 13/16 O.D. X 1 9/32 I.D.)
60-69	Y	3770598	1	.32	RETAINER, IGN TIMER CLAMP
60-65	Y W/F.I.	1876413	1	2.28	SEAL, HSG OIL (1" O.D. X 19/64" THICK)
63-82	Y	1950569	1	.15	SEAL, HSG OIL
58-65	Y W/F.I.	3758933	1	6.20	SPACER, MT

2.364 LUBRICATOR KIT-RETAINER-WASHER, Distributor

58-62	Y (8 CYL.) (EXC. DUAL 4BC, H.L. CAM, H/PER.)	1852935	1	1.36	LUBRICATOR KIT
63-74	Y	1852935	1	1.36	LUBRICATOR KIT
58-62	Y (8 CYL.) (EXC. H.L. CAM, H/PER.)	1935621	1	.32	RETAINER, FELT WICK
63-70	Y (8 CYL.)	1935621	1	.32	RETAINER, FELT WICK
71-74	Y	1963858	1	.42	RETAINER, FELT WICK
58-77	Y (8 CYL.)	1951099	1	.14	WASHER, HSG OIL SEAL (UNDER POLE PIECE)

2.367 CAP , Distributor

53-62	Y (6 CYL.)	1924248	1	8.20	CAP (3 5/16 O.D. X 2 7/8 HIGH)
55-57	Y (8 CYL.)	1917247	1	10.20	CAP (4" O.D. X 3" HIGH)
58-61	Y (8 CYL.) (EXC. DUAL 4BC)	1971244	1	N.L.	CAP, W/LATCH (3 11/16 O.D.)
58-61	Y W/DUAL 4BC. H/PER.	1971247	1	10.20	CAP (4" O.D. X 3" HIGH)
62	Y (8 CYL.) (EXC. F.I.)	1971244	1	N.L.	CAP, W/LATCH (3 11/16 O.D.)
63-74	Y (8 CYL.)	1971244	1	N.L.	CAP, W/LATCH (3 11/16 O.D.)
75-82	Y	1974408	1	N.L.	CAP

2.368 BRUSH-COVER-SCREW, Distributor Cap Retaining

75-82	Y	1875967	1	2.44	BRUSH, RESISTOR
75-82	Y	1875960	1	5.75	COVER
75-82	Y	1876153	1	.18	SCREW, CVR ATTACH

2.372 GROMMET-POLE PIECE-RETAINER-SCREW-SHAFT, Distributor

NOTE 1: 3/16 DRIVE PIN HOLE. ALSO INCLUDES INTEGRAL GEAR ON CENTER OF SHAFT.

64-68	Y (327) W/SP. H/PER., T. IGN. (EXC. F.I.)	1932023	1	.59	GROMMET, POLE PIECE AND PLATE (2.401)
64-65	Y W/T. IGN.	1932023	1	.59	GROMMET, POLE PIECE AND PLATE (2.401)
66-67	Y (427) W/T. IGN. (EXC. SP. H/PER., A.I.R., T.H.)	1932023	1	.59	GROMMET, POLE PIECE AND PLATE (2.401)
67	Y (396) W/SP. H/PER., T. IGN., A.I.R.	1932023	1	.59	GROMMET, POLE PIECE AND PLATE (2.401)
68	Y (427)	1932023	1	.59	GROMMET, POLE PIECE AND PLATE (2.401)
69	Y (427) (EXC. H/PER.)	1932023	1	.59	GROMMET, POLE PIECE AND PLATE (2.401)
69	Y W/T. IGN.	1932023	1	.59	GROMMET, POLE PIECE AND PLATE (2.401)
70	Y (350, 454) W/SP. H/PER.	1932023	1	.59	GROMMET, POLE PIECE AND PLT (2.401)
64-65	Y W/F.I., T. IGN.	1960779	1	63.05	POLE PIECE, W/PLT (W/1111064) (PICK-UP COIL)
65-66	Y (327) W/SP. H/PER., HYD. LIFTERS, T. IGN. (EXC. A.I.R.)	1964272	1	34.60	POLE PIECE, W/WEIGHT BASE (ROTATING)
65	Y (396) W/T. IGN.	1964272	1	34.60	POLE PIECE, W/WEIGHT BASE (ROTATING)
67	Y (427) (CHAIN DRIVE CAM W/H.D.)	1964272	1	34.60	POLE PIECE, W/WEIGHT BASE(W/1111074-1088-1093-1098)(ROTATING)

CHASSIS WIRING-LAMPS

2.372 GROMMET-POLE PIECE-RETAINER-SCREW-SHAFT, Distributor (Con't)

70-71	Y (350, 454) W/SP. H/PER.	1960779	1	63.05	POLE PIECE, W/PLT (W/1111059-1060-1074-1086-88-93-98-1125-26-37-40-42-1111491-1927-28-1954-71-2038-53-76) (PICK-UP COIL)
75-80	Y	1875981	1	N.L.	POLE PIECE, W/PLT
81	Y (350)	1976897	1	27.30	POLE PIECE, W/PLT
82	Y	1977207	1	28.85	POLE PIECE, W/PLT
75-82	Y	830446	1	.32	RETAINER, POLE PIECE AND PLT
81-82	Y	1977376	1	1.82	SCREW, POLE PIECE & PLT HOLD DOWN
58-59	Y (283) (1ST DESIGN)	3739826	1	5.40	SHAFT, W/SLEEVE, INTER, TO OIL PUMP
59-69	Y (283, 327, 350) (2ND DESIGN)	3998287	1	5.30	SHAFT, W/INTER, TO OIL PUMP
62-64	Y (EXC. F.I., T. IGN.) (1ST DESIGN)	1961402	1	35.35	SHAFT, W/AUTO CAM (W/1110984-85-1024-1062) (NOTE 1)
62-65	Y W/F.I. (1ST DESIGN)	1956078	1	57.00	SHAFT, TACH. DRIVE (W/1110990-1022-63-64-70)
65-66	Y (327) (EXC. SP. H/PER., F.I., A.I.R.)	1964925	1	31.00	SHAFT, MAIN, W/AUTO CAM (W/1111076-1087)
65-66	Y (327) W/SP. H/PER., HYD. LIFTERS (EXC. T. IGN., A.I.R.)	1964925	1	31.00	SHAFT, MAIN, W/AUTO CAM (W/1111076-1087)
65	Y (396, 427) W/SP. H/PER.	3865886	1	6.90	SHAFT, W/RET, DIST TO OIL PUMP INTER.
66-67	Y (327) W/A.I.R., SP. H/PER. (EXC. T. IGN.)	1968080	1	34.05	SHAFT, MAIN, W/AUTO CAM
66-68	Y (327) W/P.G. (EXC. A.I.R.)	1968080	1	34.05	SHAFT, MAIN, W/AUTO CAM
66-69	Y (427) (EXC. SP. H/PER., H.D.)	1852764	1	23.90	SHAFT, MAIN, W/AUTO CAM (W/1112101)
67-69	Y (427)	3865886	1	6.90	SHAFT, W/RET, DIST TO OIL PUMP INTER.
67-68	Y (427) W/4BC (EXC. T. IGN.) ..	1968530	1	39.55	SHAFT, MAIN, W/AUTO CAM (W/1111247-1293-1926)
69-71	Y (350) (EXC. H/PER. SP. H/PER.)	1968080	1	34.05	SHAFT, MAIN, W/AUTO CAM (W/1111194-96-1490-2020-1111477) ..
69-70	Y (350) W/H/PER. (EXC. T. IGN.)	800476	1	32.95	SHAFT, MAIN, W/AUTO CAM (W/1111493-1112021)
69	Y (427) H/PER. W/T. IGN.	800473	1	23.70	SHAFT, MAIN, W/AUTO CAM (W/1111491)
69	Y (427) W/H/PER.	1968530	1	39.55	SHAFT, MAIN, W/AUTO CAM (W/1111247-1293-1926)
70	Y (350) W/SP. H/PER.	800473	1	23.70	SHAFT, MAIN, W/AUTO CAM (W/1111491)
70	Y (454)	1846045	1	20.95	SHAFT, MAIN, W/AUTO CAM (W/1111464)
70-74	Y (454) (EXC. SP. H/PER.)	3998289	1	4.25	SHAFT, W/RET, DIST TO OIL PUMP INTER.
71-72	Y (350) (EXC. SP. H/PER.)	1851625	1	26.25	SHAFT, MAIN, W/AUTO CAM (W/1112050)
71-72	Y (454) (EXC. SP. H/PER.)	1851164	1	25.80	SHAFT, MAIN, W/AUTO CAM (W/1112051)
71	Y (454) W/SP. H/PER.	3865886	1	6.90	SHAFT, W/RET, DIST TO OIL PUMP INTER.
72	Y (350) W/SP. H/PER.	1852764	1	23.90	SHAFT, MAIN, W/AUTO CAM (W/1112101)
73-81	Y (305, 350)	3998287	1	5.30	SHAFT, INTER, TO OIL PUMP
73	Y (350) (EXC. SP. H/PER.)	1870658	1	18.25	SHAFT, MAIN, W/AUTO CAM (W/1112098)
73-74	Y (350) W/SP. H/PER.	1870718	1	33.80	SHAFT, MAIN, W/AUTO CAM
73-74	Y (454)	1870672	1	27.75	SHAFT, MAIN, W/AUTO CAM (W/1112114)
74	Y (350) W/A.T., CALIF (EXC. SP. H/PER.)	1851624	1	50.50	SHAFT (W/1112247)
74	Y (350) W/4-SPD. (EXC. CALIF. SP. H/PER.)	1851624	1	50.50	SHAFT (W/1112247)
74	Y (350) W/A.T. (EXC. CALIF., SP. H/PER.	1870658	1	18.25	SHAFT, MAIN, W/AUTO CAM (W/1112098)
75-76	Y (350) (EXC. SP. H/PER., CALIF.)	1894379	1	39.90	SHAFT, MAIN (W/1112888) (H.E.I.)
75-76	Y (350) W/SP. H/PER.	830110	1	45.85	SHAFT, MAIN (W/1112883) (H.E.I.)

2.372 GROMMET-POLE PIECE-RETAINER-SCREW-SHAFT, Distributor (Con't)

75	Y (350) W/CALIF. (EXC. SP. H/PER.)	1894343	1	43.35	SHAFT, MAIN (W/1112959) (H.E.I.)
75-76	Y(454)	3998289	1	4.25	SHAFT, DISTR TO OIL PUMP INTER
76	Y W/SP. H/PER., CALIF.	1891719	1	35.25	SHAFT, MAIN (W/1112979)
77	Y (EXC. SP. H/PER., CALIF.)	1894333	1	39.90	SHAFT, MAIN
77-79	Y W/SP. H/PER.	1894392	1	44.35	SHAFT, MAIN
78-79	Y W/CALIF. (EXC. SP. H/PER.)	1894333	1	39.90	SHAFT, MAIN
78-79	Y W/FED. (EXC. SP. H/PER.)	1894379	1	39.90	SHAFT, MAIN
80	Y (305)	1894344	1	39.90	SHAFT, MAIN
80	Y (350) W/ALT. (EXC. SP. H/PER.)	1894379	1	39.90	SHAFT, MAIN
81-82	Y	1976909	1	34.75	SHAFT, MAIN
82	Y (5.7)	3998287	1	5.30	SHAFT, DISTR TO OIL PUMP INTER

2.374 GEAR KIT, Distributor Drive and Driven

55-82	Y (8 CYL.)	1958599	1	11.25	GEAR KIT,
-------	------------	---------	---	-------	-----------

2.375 SEAL, Distributor Drive Shaft

58-59	Y W/F.I.	1876413	1	2.28	SEAL, HOUSING OIL (1" O.D. X 19/64" THICK) (2.363)
-------	----------	---------	---	------	--

2.379 PIN -SHIM -WASHER, Distributor Shaft Thrust and Gear

53-55	Y (6 CYL.)	1857502	1	.14	PIN (3/16 DIA X 7/8 LONG)
56-57	Y	1927529	AR	.71	SHIM (1/2" I.D. X 1" O.D. X .005" THICK)
57-59	Y (F.I. W/H.L. CAM)	1927529	AR	.71	SHIM (1/2" I.D. X 1" O.D. X .005" THICK)
60-65	Y W/F.I.	1927529	AR	.71	SHIM (1/2" I.D. X 1" O.D. X .005" THICK)
55-66	Y (8 CYL.)	1837617	1	.12	WASHER, UNDER GEAR (1/2 I.D. X 1 O.D. X 1/32 THICK)
75-82	Y	1837617	1	.12	WASHER, UNDER GEAR (1/2 I.D. X 1 O.D. X 1/32 THICK)
75-82	Y	1965864	1	.55	WASHER, TANG UNDER GEAR

2.381 BUTTON-CAM, Distributor

68-74	Y	1957329	1	.29	BUTTON, TACH CROSS SHF THRUST
68	Y (427)	1957329	2	.29	BUTTON, WEIGHT BASE
69	Y (427) (EXC. H/PER.)	1957329	2	.29	BUTTON, WEIGHT BASE
70	Y (350) W/SP. H/PER.	1957329	2	.29	BUTTON, WEIGHT BASE
71-74	Y	1957329	2	.29	BUTTON, WEIGHT BASE (W/1111295-96-1491-2038-50-51-53-76-2101)
58-61	Y (8 CYL.) (EXC. DUAL 4BC)	1967002	1	15.65	CAM, W/WEIGHT PLATE
62-64	Y (EXC. F.I.)	1966686	1	15.65	CAM, W/WEIGHT PLT
65	Y (EXC. SP. H/PER., F.I.)	1967002	1	15.65	CAM, W/WEIGHT PLATE
65-66	Y (327) (SP. H/PER. W/HYD. LIFTERS) (EXC. T. IGN., A.I.R.)	1967002	1	15.65	CAM, W/WEIGHT PLATE
66	Y (327) W/P.G. (EXC. A.I.R.)	1967002	1	15.65	CAM, W/WEIGHT PLATE
66	Y (327) W/SP. H/PER., A.I.R. (EXC. T. IGN.)	1967002	1	15.65	CAM, W/WEIGHT PLATE
66	Y (396, 427) (EXC. SP. H/PER., T. IGN., T.H.)	1967002	1	15.65	CAM, W/WEIGHT PLATE
67	Y (327) W/P.G. (EXC. A.I.R.)	1967002	1	15.65	CAM, W/WEIGHT PLATE
67-68	Y (327) W/SP. H/PER. (EXC. T. IGN.)	1967002	1	15.65	CAM, W/WEIGHT PLATE
68	Y (327) (EXC. SP. H/PER.)	1967002	1	15.65	CAM, W/WEIGHT PLATE
69	Y (350) W/SP. H/PER.	1963492	1	15.65	CAM, W/WEIGHT BASE, BREAKER
69	Y (350, 427) (EXC. H.D., SP. H/PER.)	1967002	1	15.65	CAM, W/WEIGHT PLATE
70	Y (350) (EXC. SP. H/PER.)	1967002	1	15.65	CAM, W/WEIGHT PLATE (W/1110920-0946-0947-1111015-076-087-1111107-109-112-141-150-153-156-191-1257-1481-1490-93-1500-1925-26-2020-21)
70-71	Y (350, 454) W/SP. H/PER. (EXC. T. IGN.)	1963492	1	15.65	CAM, W/WEIGHT BASE, BREAKER
70-71	Y (454) W/H/PER.	1966686	1	15.65	CAM, W/WEIGHT PLT (W/1110122-0907-0927-0930-0948-0985-0987-1006-1016-1023-1024-1062-1063-1075-1085-1152-1464-1489-2051)
71	Y (350) (EXC. SP. H/PER.)	1963492	1	15.65	CAM, W/WEIGHT BASE, BREAKER
72	Y (350) W/SP. H/PER.	1967002	1	15.65	CAM, W/WEIGHT PLT (W/1112101)
73-74	Y (350) (EXC. SP. H/PER.)	1870644	1	17.75	CAM, W/WEIGHT PLT (W/1112098)
73-74	Y (454)	1963492	1	15.65	CAM, W/WEIGHT BASE, BREAKER (W/1111496-1957-2050-2114)

2.382 ROTOR, Distributor

53-55	Y (6 CYL.)	1924245	1	2.29	ROTOR (1 11/16 O.L. ACROSS TOP)
-------	------------	---------	---	------	---------------------------------

CHASSIS WIRING-LAMPS

2.382 ROTOR, Distributor (Con't)

55-57	Y (8 CYL.)	1927393	1	3.06	ROTOR (1 11/16 O.L. ACROSS TOP)
58-61	Y (EXC. DUAL 4BC)	1852722	1	N.L.	ROTOR
58-61	Y W/DUAL 4BC, H/PER.	1927393	1	3.06	ROTOR (1 15/16 O.L. ACROSS TOP)
62-74	Y	1852722	1	N.L.	ROTOR
75-82	Y	1977026	1	N.L.	ROTOR

2.383 AMPLIFIER-BRACKET-CAPACITOR-CONTROLLER-DIODE- GASKET-GROMMET-HARNESS-INSULATOR-MODULE-NUT-RESISTOR-SCREW-SENSOR-SHIELD-STRAP-TERMINAL BLOCK-TRANSISTOR, Distributor

64-69	Y W/T. IGN.	3955511	1	252.00	AMPLIFIER, MAGNETIC IMPULSE
70-72	Y (350, 454) W/SP. H/PER.	3955511	1	252.00	AMPLIFIER, MAGNETIC IMPULSE
80-81	Y	14005096	1	4.50	BRACKET, MODULE
64-72	Y W/T. IGN.	1960483	1	3.80	CAPACITOR (2.2 MFD.)
82	Y W/CLSD LOOP	16024701	1	95.00	CONTROLLER, ELEC SPARK
64-72	Y W/T. IGN.	1960642	1	20.20	DIODE, ZENER
64-72	Y W/T. IGN.	1970226	1	2.96	GASKET, BOTTOM PLT
80	Y (305H)	3979756	1	.61	GROMMET, CLOSED LOOP HARN (9.775)
64-68	Y W/T. IGN.	6295077	1	40.75	HARNESS, AMPF
69	Y W/T. IGN.	6297596	1	52.25	HARNESS, AMPF
70-72	Y	800127	1	27.90	HARNESS, IGN IMPULSE
70-72	Y (350, 454) W/SP. H/PER.	6297596	1	52.25	HARNESS, AMPF
64-72	Y W/T. IGN.	1962715	1	.14	INSULATOR (MICA)
75-80	Y	1875990	1	N.L.	MODULE, DISTR
81	Y (350)	1978617	1	N.L.	MODULE, DISTR
82	Y	1976908	1	54.90	MODULE, DISTR
80-82	Y W/CLOSED LOOP (NB1)	14005097	3	.67	NUT, MODULE BRKT (M5 X 0.8) (SELF SEALING)
64-72	Y W/T. IGN.	1960640	1	.36	RESISTOR (10 OHM)
64-72	Y W/T. IGN.	1960641	1	.35	RESISTOR (1500 OHM)
64-72	Y W/T. IGN.	1963873	1	1.02	RESISTOR (15 OHM)
75-82	Y	1875948	2	.15	SCREW, W/WA, ROTOR ATTACH
75-82	Y	1891234	1	.27	SCREW, W/LW, MODULE ATTACH
82	Y W/CLOSED LOOP (NB1)	1997463	1	59.85	SENSOR, ELEC SPARK CONTROLLER
82	Y W/CALIF, FED	14047155	1	2.05	SHIELD, ELEK SPARK CONT KNOCK SEN
82	Y (5.7)	1984382	1	.99	SHIELD, MODULE
65-66	Y (396, 427) W/SP. H/PER.	3816659	3	.54	STRAP, AMPF HARN (2.559)
75-82	Y	1892261	1	N.L.	TERMINAL BLOCK (INCLUDES CAPACITOR)
81	Y (350)	1979733	1	19.70	TERMINAL BLOCK (TO MODULE)
82	Y (5.7)	1979733	1	19.70	TERMINAL BLOCK (TO MODULE)
64-72	Y W/T. IGN.	1960643	1	11.25	TRANSISTOR, TRIGGER
66-72	Y W/T. IGN.	1960632	1	40.55	TRANSISTOR (2.510)

2.384 POINT KIT, Distributor

56-57	Y W/DUAL 4BC, F.I.	1938330	2	8.50	POINT KIT, PRE-ASSEMBLED
58-65	Y (8 CYL.) (EXC. DUAL 4BC)	1931988	1	N.L.	POINT KIT, PRE-ASSEMBLED (CLIP ON TYPE)
58-61	Y W/DUAL 4BC, H/PER.	1938330	2	8.50	POINT KIT, PRE-ASSEMBLED
66	Y (427) (EXC. SP. H/PER. A.I.R., T. IGN., T.H.)	1966294	1	8.60	POINT KIT
66-69	Y (8 CYL.) (EXC. 427)	1931988	1	N.L.	POINT KIT, PRE-ASSEMBLED (CLIP ON TYPE)
68	Y (427) W/H/PER. (EXC. T. IGN.)	1966294	1	8.60	POINT KIT
69	Y (427) W/H/PER. (EXC. 3/2BC)	1966294	1	8.60	POINT KIT
69	Y W/SP. H/PER.	1966294	1	8.60	POINT KIT
70	Y (350) (EXC. SP. H/PER.)	1931988	1	N.L.	POINT KIT, PRE-ASSEMBLED (CLIP ON TYPE)
70	Y (454)	1966294	1	8.60	POINT KIT
71-74	Y	1966294	1	8.60	POINT KIT

2.385 PLATE-SLEEVE-SPRING-WASHER, Distributor Breaker

58-61	Y (8 CYL.) (EXC. H.L. CAM, H/PER.)	1962141	1	8.05	PLATE
62	Y (8 CYL.) (EXC. F.I., SP. H/PER.)	1962141	1	8.05	PLATE
62	Y W/SP. H/PER.	1953752	1	11.80	PLATE (W/1110985)
63-65	Y (8 CYL.)	1962141	1	8.05	PLATE
66	Y (327) W/A.I.R. (EXC. P.G., T. IGN.)	1962141	1	8.05	PLATE
66	Y (427) (EXC. SP. H/PER., A.I.R., T. IGN., T.H.)	1962141	1	8.05	PLATE

CHASSIS WIRING-LAMPS

2.385 PLATE-SLEEVE-SPRING-WASHER, Distributor Breaker (Con't)

67-68	Y (427) (EXC. SP. H/PER., T. IGN.)	1962141	1	8.05	PLATE,
69	Y (350, 427) W/4 BC, H/PER.	1962141	1	8.05	PLATE,
70-74	Y	1876641	1	8.00	PLATE,
65	Y (EXC. MECH. LIFTERS, F.I., 396)	1961234	1	.29	SLEEVE, SPRING POST (PLASTIC-1/4 O.D. X 3/16 O.L.)
66-68	Y (327) (EXC. A.I.R.)	1961234	1	.29	SLEEVE, SPRING POST (PLASTIC-1/4 O.D. X 3/16 O.L.)
66	Y (427) (EXC. SP. H/PER., A.I.R., T.H.)	1961234	1	.29	SLEEVE, SPRING POST (PLASTIC-1/4 O.D. X 3/16 O.L.)
67-68	Y (327) W/P.G.	1961234	1	.29	SLEEVE, SPRING POST (PLASTIC-1/4 O.D. X 3/16 O.L.)
67-68	Y (427) (EXC. SP. H/PER., T. IGN.)	1961234	1	.29	SLEEVE, SPRING POST (PLASTIC-1/4 O.D. X 3/16 O.L.)
69-74	Y	1961234	1	.29	SLEEVE, SPRING POST (PLASTIC-1/4 O.D. X 3/16 O.L.)
58-61	Y (8 CYL.)	1932024	1	.59	SPRING, PLT RET
62	Y (EXC. SP. H/PER., F.I.)	1932024	1	.59	SPRING, PLT RET
63-65	Y (8 CYL.)	1932024	1	.59	SPRING, PLT RET
66	Y (327) W/SP. H/PER.	1932024	1	.59	SPRING, PLT RET
66	Y (427) (EXC. SP. H/PER., A.I.R., T.H.)	1932024	1	.59	SPRING, PLT RET
67-68	Y (327) W/P.G.	1932024	1	.59	SPRING, PLT RET
67-68	Y (327) W/T. IGN, SP H/PER., A.I.R.	1932024	1	.59	SPRING, PLT RET
67	Y (427) W/4BC (EXC. T. IGN.)	1882774	2	.81	SPRING (W/1111169-70-1247)
69-74	Y	1932024	1	.59	SPRING, PLT RET
64-69	Y W/T. IGN.	1961927	1	1.40	WASHER, ADV PLT
70-71	Y (350, 454) W/SP. H/PER.	1961927	1	1.40	WASHER, ADV PLT

2.387 CLIP, Distributor

57-61	Y W/DUAL 4BC, H/PER.	1868992	2	.27	CLIP, LOCK (W/1110891)
-------	----------------------	---------	---	-----	------------------------

2.388 WEIGHT, Distributor

55	Y (8 CYL.)	1880902	AR	1.54	WEIGHT
56-57	Y	1881371	AR	1.54	WEIGHT
58-61	Y (F.I. W/H.L. CAM)	1924737	1	1.62	WEIGHT
58-62	Y (8 CYL.) (EXC. H.L. CAM, DUAL 4BC, 327)	1881371	AR	1.54	WEIGHT
62	Y	1924737	1	1.62	WEIGHT
63-64	Y (327)	1924737	1	1.62	WEIGHT
64	Y W/T. IGN.	1880902	2	1.54	WEIGHT
65-66	Y (EXC. SP. H/PER. W/MECH. LIFTERS, F.I.)	1881371	AR	1.54	WEIGHT
65	Y (327) W/SP. H/PER., F.I.	1880902	2	1.54	WEIGHT
65-66	Y (396, 427) W/SP. H/PER.	1881371	AR	1.54	WEIGHT
66	Y (250) W/A.I.R. (EXC. SP. H/PER., P.G.)	1965843	2	1.48	WEIGHT
66	Y (327) W/A.I.R., SP. H/PER., T. IGN.	1965843	2	1.48	WEIGHT
66	Y (427) (EXC. SP. H/PER., A.I.R., T.H.)	1965843	2	1.48	WEIGHT
67-68	Y (327)	1881371	AR	1.54	WEIGHT
67-69	Y (427) W/SP. H/PER.	1880902	2	1.54	WEIGHT
68	Y (327) W/SP. H/PER.	1965843	2	1.48	WEIGHT
68	Y (427) W/H.D.	1965843	2	1.48	WEIGHT
70-74	Y	1881371	AR	1.54	WEIGHT

2.389 SPRING, Distributor Weight

54-62	Y (6 CYL.)	1906766	2	.82	SPRING (W/1110467)(47/64" FREE LENGTH)
56-57	Y W/4BC, DUAL 4BC	1912189	2	1.10	SPRING (3/4" FREE LENGTH)
57-61	Y W/F.I. (EXC. H.L. CAM)	1912189	2	1.10	SPRING (3/4" FREE LENGTH)
64	Y	1883498	2	1.15	SPRING (23/32" FREE LENGTH)
65	Y (EXC. SP. H/PER., F.I.)	1884094	2	.57	SPRING (49/64" FREE LENGTH)
65-66	Y (327) W/SP. H/PER., HYD. LIFTERS, T. IGN. (EXC. A.I.R.)	1964950	2	.87	SPRING (45/64 FREE LENGTH)
65-66	Y (396, 427) W/SP. H/PER.	1965903	2	1.15	SPRING (17/32" FREE LENGTH)
65	Y W/SP. H/PER., F.I. (EXC. T. IGN., HYD. LIFTERS)	1883498	2	1.15	SPRING (23/32" FREE LENGTH)
65-66	Y W/SP. H/PER., HYD. LIFTERS (EXC. T. IGN., A.I.R.)	1884094	2	.57	SPRING (49/64" FREE LENGTH)

CHASSIS WIRING-LAMPS

2.389 SPRING, Distributor Weight (Con't)

66	Y (396) W/H/PER.	1965903	2	1.15	SPRING (17/32" FREE LENGTH)
67	Y (427) W/H.D.	1965903	2	1.15	SPRING (17/32" FREE LENGTH) (W/1111074-93-95-1240-1949)
67-69	Y (427) W/SP. H/PER.	1969107	2	1.50	SPRING
68	Y (327) W/SP. H/PER. (EXC. T. IGN.)	1967643	1	.98	SPRING (W/1111438-88-1957)
69	Y (350) W/SP. H/PER., T. IGN.	800474	2	1.10	SPRING
69-70	Y (350) W/H/PER.	800477	2	1.15	SPRING (W/1111493-2021)
69	Y (427) W/4BC, H/PER.	1882774	2	.81	SPRING (W/1111169-70-1497-99-1925-26)
70	Y (350) W/SP. H/PER.	800474	2	1.10	SPRING (W/1111491)
70	Y (454)	1968543	2	1.25	SPRING (W/1111464)
71	Y (350) (EXC. SP. H/PER.)	1851764	2	1.50	SPRING
71-72	Y (454) (EXC. SP. H/PER.)	1882956	2	1.15	SPRING (W/1112051)
73-74	Y (350) (EXC. SP. H/PER.)	1870640	2	1.15	SPRING (W/1112098)
73-74	Y (350) W/SP. H/PER.	1851056	2	1.20	SPRING (W/1112150)
73-74	Y (454)	1851764	2	1.50	SPRING (W/1112050-2114)

2.393 BRACKET-CAPACITOR -CONDENSER -SCREW-SHIELD KIT, Distributor

58-82	Y	1869573	1	.13	BRACKET, CNDSR-CAPAC
62	Y W/SP. H/PER.	1944118	1	.14	BRACKET, CNDSR
64-72	Y W/T. IGN.	1962104	1	.40	CAPACITOR (.005 MFD.)
75-79	Y	1876154	1	4.19	CAPACITOR
80	Y (350) (EXC. SP. H/PER.)	1876154	1	4.19	CAPACITOR
53-55	Y (6 CYL.)	1928111	1	N.L.	CONDENSER (SPADE TYPE TERMINAL)
55-57	Y (8 CYL.)	1928111	1	N.L.	CONDENSER (SPADE TYPE TERMINAL)
58-61	Y (EXC. DUAL 4BC, H.L. CAM)	1932004	1	N.L.	CONDENSER
58-61	Y W/DUAL 4BC	1928111	1	N.L.	CONDENSER (SPADE TYPE TERMINAL)
62	Y (EXC. F.I.)	1932004	1	N.L.	CONDENSER
63-65	Y (8 CYL.) (EXC. T. IGN.)	1932004	1	N.L.	CONDENSER
66	Y (327) W/A.I.R. (EXC. P.G., T. IGN.)	1932004	1	N.L.	CONDENSER
66	Y (427) (EXC. SP. H/PER., A.I.R., T. IGN., T.H.)	1932004	1	N.L.	CONDENSER
67-68	Y (327) W/P.G.	1932004	1	N.L.	CONDENSER
67-68	Y (427) (EXC. SP. H/PER., T. IGN.)	1932004	1	N.L.	CONDENSER
69-71	Y (8 CYL.) (EXC. SP. H/PER.)	1932004	1	N.L.	CONDENSER
72-74	Y	1932004	1	N.L.	CONDENSER
70-71	Y (350) (EXC. SP. H/PER.)	1846215	1	.21	SCREW, W/LW, ROD INTERFERENCE SHIELD
71-74	Y	1846215	2	.21	SCREW, W/LW, RDO INTERFERENCE SHIELD (W/1112020-21-50-51-98-2114-2130-2150)
75-79	Y	1876639	1	.14	SCREW, W/LW, CAPAC BRKT
80	Y(350)W/ALT.(EXC SP H/PERF)	1876639	1	.14	SCREW, W/LW, CAPAC BRKT
70-74	Y	1846216	1	3.86	SHIELD KIT, RADIO FREQUENCY INTERFERENCE (W/1112020-21-50-51-98-2114-2130-2150)

2.400 CONNECTOR-LEAD-STRAP, Distributor

64-69	Y W/T. IGN.	2984883	1	.54	CONNECTOR, MALE (2 WAY 1 21/32 O.L.) (2.530)
70-71	Y (350) W/SP. H/PER.	2984883	1	.54	CONNECTOR, MALE (2-WAY 1 21/32 O.L.) (2.530)
58-60	Y (8 CYL.) (EXC. DUAL 4BC, F.I.)	1932002	1	.78	LEAD, BREAKER PLT GROUND
58-60	Y W/4BC	1932002	1	.78	LEAD, BREAKER PLT GROUND
58	Y W/4BC, F.I. (EXC. H.L. CAM)	1942518	1	1.22	LEAD, PRIM
59-61	Y (8 CYL.) (EXC. DUAL 4BC, F.I.)	1942518	1	1.22	LEAD, PRIM
62	Y (EXC. SP. H/PER., F.I.)	1932002	1	.78	LEAD, BREAKER PLT GROUND
62	Y (EXC. SP. H/PER., F.I.)	1942518	1	1.22	LEAD, PRIM
63-65	Y (8 CYL.) (EXC. T. IGN.)	1932002	1	.78	LEAD, BREAKER PLT GROUND
63-65	Y (8 CYL.) (EXC. F.I., T. IGN.)	1942518	1	1.22	LEAD, PRIM
66	Y (327) W/A.I.R. (EXC. P.G., T. IGN.)	1932002	1	.78	LEAD, BREAKER PLT GROUND
66	Y (327) W/A.I.R. (EXC. P.G., T. IGN.)	1942518	1	1.22	LEAD, PRIM
66	Y (427) (EXC. SP. H/PER., A.I.R., T. IGN., T.H.)	1932002	1	.78	LEAD, BREAKER PLT GROUND
66	Y (427) (EXC. SP. H/PER., A.I.R., T. IGN., T.H.)	1942518	1	1.22	LEAD, PRIM
67-68	Y (327) W/P.G.	1932002	1	.78	LEAD, BREAKER PLT GROUND

CHASSIS WIRING-LAMPS

2.400		CONNECTOR-LEAD-STRAP, Distributor		(Con't)
67-68	Y (327) W/P.G.	1942518	1	1.22 LEAD, PRIM
67-68	Y (427) (EXC. SP. H/PER., T. IGN.)	1932002	1	.78 LEAD, BREAKER PLT GROUND
67-68	Y (427) (EXC. SP. H/PER., T. IGN.)	1942518	1	1.22 LEAD, PRIM
69-70	Y (EXC. SP. H/PER.)	1932002	1	.78 LEAD, BREAKER PLT GROUND
69-70	Y (EXC. SP. H/PER.)	1942518	1	1.22 LEAD, PRIM (W/1111490-93 FOR 1970)
73-74	Y	1875613	1	1.17 LEAD, PRIM (W/1112098-2114-2150)
73-74	Y	1932002	1	.78 LEAD, BREAKER PLT GROUND (W/1110874-0890-0915-0946-0947-0948-0984-0987-1006-1015-16-22-23-24-62-63-60-70-73-75-76-85-87-96-100-109-114-117-120-132-141-149-150-1931-194-1961-249-1480)
75-78	Y	1876155	1	.99 LEAD, W/TERM, GROUND (LEAD AND TERM CONST)
78-82	Y	1894868	1	.24 STRAP, GROUND (METAL STRAP CONST)
2.401		BUSHING-GROMMET, Distributor		
53-55	Y (6 CYL.)	1924370	1	.55 BUSHING, STUD (OUTSIDE)
58-62	Y (8 CYL.) (EXC. DUAL 4BC)	1932023	1	.59 GROMMET, HSG
63-65	Y (8 CYL.) (EXC. F.I.)	1932023	1	.59 GROMMET, HSG
63-65	Y W/F.I.	1963928	1	4.51 GROMMET, LEAD
64-65	Y W/F.I., T. IGN.	1963928	1	4.51 GROMMET, LEAD
66	Y (327) W/A.I.R. (EXC. P.G., T. IGN.)	1932023	1	.59 GROMMET, HSG
66	Y (427) (EXC. SP. H/PER., A.I.R., T. IGN., T.H.)	1932023	1	.59 GROMMET, HSG
67-68	Y (327) W/P.G.	1932023	1	.59 GROMMET, HSG
67-68	Y (427) (EXC. SP. H/PER., T. IGN.)	1932023	1	.59 GROMMET, HSG
69-74	Y	1932023	1	.59 GROMMET, HSG
2.408		CONNECTOR-RELAY-SOLENOID-SWITCH-VALVE, Engine and Transmission Controlled Spark		
70-72	Y W/A.T.	8626597	1	4.90 CONNECTOR, CONT SW (4.265)
70	Y	3961573	1	5.75 RELAY, CONT SPARK (4.075)
71	Y	3990842	1	4.90 RELAY, CONT SW REV (4.075)
72	Y	3996297	1	7.40 RELAY, CONT VAC ADVANCE DELAY (4.075)
73	Y	6270698	1	4.10 RELAY, CONT SPARK DELAY (4.075)
70	Y (350)	1114432	1	13.70 SOLENOID, SPARK CONT
70	Y (454) W/H/PER.	1114434	1	14.35 SOLENOID, SPARK CONT
72	Y (350)	1114451	1	16.00 SOLENOID, SPARK CONT
73-74	Y (350) W/M.T.	1997410	1	14.35 SOLENOID, SPARK CONT
73-74	Y (350) W/A.T.	1997425	1	12.55 SOLENOID, THERM OVERRIDE
73-74	Y (454) W/M.T.	1997411	1	16.00 SOLENOID, SPARK CONT
73-74	Y (454) W/A.T.	1997413	1	13.50 SOLENOID, TEMP CONT SPARK
70-71	Y W/A.T.	6462286	1	3.36 SWITCH, CONT SPARK (4.075)
70-71	Y W/M.T.	3961567	1	5.65 SWITCH, CONT SPARK (4.075)
72	Y W/A.T.	8627332	1	10.30 SWITCH, CONT SPARK (4.075)
72	Y W/M.T.	3996286	1	5.40 SWITCH, CONT SPARK (4.075)
74	Y (454)	3030951	1	N.L. SWITCH, THERMO VAC (3.670)
80	Y	25040054	1	21.55 SWITCH, THERMO VAC (2.410)
80	Y (305, 350)	3031549	1	12.10 SWITCH, CONT SPARK (3.670)
80	Y (305, 350)	3043015	1	12.25 SWITCH, CONT SPARK (3.140)
81	Y (350)	3031549	1	12.10 SWITCH, CONT SPARK (3.670)
80	Y	14015578	1	3.85 VALVE, SPARK DELAY
2.410		CONTROL-SWITCH, Distributor Vacuum		
58-61	Y W/F.I. (EXC. H.L. CAM)	1115355	1	7.70 CONTROL
59-61	Y (8 CYL.) (EXC. DUAL 4BC, F.I.)	1116163	1	6.35 CONTROL
62	Y (EXC. SP. H/PER., F.I.)	1116163	1	6.35 CONTROL
63	Y (8 CYL.)	1116163	1	6.35 CONTROL
64-67	Y (327) W/SP. H/PER., F.I.	1116236	1	7.75 CONTROL (W/1111060-62-63-64-69-70-85-86-87-88-119-125-156-157-196)
64	Y (8 CYL.) (EXC. SP. H/PER., F.I.)	1116163	1	6.35 CONTROL
65	Y (327) (EXC. SP. H/PER., F.I.)	1115357	1	7.05 CONTROL
65	Y (396) W/SP. H/PER., T. IGN.	1116163	1	6.35 CONTROL
65-66	Y (396, 427) W/SP. H/PER.	1115360	1	7.40 CONTROL
66-68	Y (327) W/A.I.R. (EXC. SP. H/PER., P.G.)	1115355	1	7.70 CONTROL

CHASSIS WIRING-LAMPS

2.410 CONTROL-SWITCH, Distributor Vacuum (Con't)

66-67	Y (427) (EXC. SP. H/PER., A.I.R.)	1115355	1	7.70	CONTROL (W/1111100-12-17-40-41-42-53-94-1257-1481-1499-1949-50)
67-69	Y (427) (CHAIN DRIVE CAM W/H.D.)	1115373	1	6.65	CONTROL (W/1111240-1295-1927)
67-68	Y (427) W/4BC	1115360	1	7.40	CONTROL
69-70	Y (350) (EXC. H/PER., SP. H/PER.)	1115357	1	7.05	CONTROL (W/1111109-37-73-75-76-98-109-120-126-137-1482-88-89-90-2020)
69	Y (350) W/T. IGN.	1116163	1	6.35	CONTROL
69	Y (350, 427) W/H/PER.	1115360	1	7.40	CONTROL
69	Y (427) W/SP. H/PER.	1116163	1	6.35	CONTROL
70	Y (350) W/H/PER.	1115360	1	7.40	CONTROL
70	Y (350) W/SP. H/PER.	1116163	1	6.35	CONTROL (W/1111491)
70	Y (454) W/H/PER.	1115360	1	7.40	CONTROL (W/1111093-1170-1247-48-1464-93-1926-1954-2021)
71-72	Y (350)	1973437	1	7.00	CONTROL (W/1112038-50)
71	Y (454) (EXC. SP. H/PER.)	1973436	1	7.45	CONTROL
72	Y (454)	1973436	1	7.45	CONTROL (W/1112051)
73-74	Y (350) (EXC. SP. H/PER.)	1973446	1	7.35	CONTROL (W/1112098)
73-74	Y (350) W/SP. H/PER.	1973448	1	7.45	CONTROL (W/1112150)
73-74	Y (454)	1116212	1	6.10	CONTROL (W/1112114)
75	Y	1973482	1	7.95	CONTROL
75	Y	1973517	1	9.15	CONTROL
76-77	Y (EXC. SP. H/PER., CALIF.)	1973517	1	9.15	CONTROL
76	Y (350) W/SP. H/PER., CALIF.	1973508	1	9.15	CONTROL (W/1112979)
76	Y W/A.T. (EXC. SP. H/PER., CALIF.)	1973482	1	7.95	CONTROL
76-77	Y W/SP. H/PER. OR CALIF.	1973577	1	9.45	CONTROL
78-79	Y (350) W/CALIF. (EXC. SP. H/PER.)	1973626	1	9.30	CONTROL
78-79	Y (350) W/SP. H/PER.	1973626	1	9.30	CONTROL
78	Y (350) W/M.T. (M20) (EXC. SP. H/PER.)	1973643	1	9.30	CONTROL
78	Y W/A.T. (EXC. CALIF., SP. H/PER.)	1973624	1	9.15	CONTROL
79	Y W/FED. (EXC. SP. H/PER.)	1973624	1	9.15	CONTROL
80	Y (305)	1973693	1	9.35	CONTROL
80	Y (350)	1973626	1	9.30	CONTROL
80	Y (350) W/ALT. (EXC. SP. H/PER.)	1973624	1	9.15	CONTROL
80	Y (350) W/A.T., SP. H/PER.)	1973644	1	9.30	CONTROL
80	Y (305H)	25040054	1	21.55	SWITCH, THERMO VAC
80	Y (350)	25040055	1	12.10	SWITCH, THERMO VAC

2.420 TEE, Distributor Vacuum

69	Y (427) W/3/2BC, M40, H/PER.	3752621	1	.49	TEE, SPARK CONT HOSE (3.278)
75-82	Y	10003294	1	.31	TEE, VAC HOSE (3/16 X 3/16 X 1/4)

2.447 BRACKET-CAPACITOR-CLIP-STRIKER-SWITCH, Stop lamp

69-76	Y	3952897	1	.50	BRACKET, SW
77-82	Y	376215	1	.97	BRACKET, SW (3.885)
74-77	Y	3961556	1	3.85	CAPACITOR, SW (9.663)
77-81	Y	1361699	1	.41	CLIP, STOP LP SW
69-77	Y (EXC. P.B.)	3974794	1	.50	STRIKER, SW
69-75	Y W/P.B.	376216	1	.70	STRIKER, SW
76-82	Y	376216	1	.70	STRIKER, BRK PED SW
58-79	Y (EXC. P.B., CRUISE CONT.)	1261219	1	1.45	SWITCH
68	Y	1993446	1	20.05	SWITCH, W/LVR
77-81	Y W/CRUISE CONT.	9794682	1	N.L.	SWITCH
80	Y W/A.T. (MV4, M33)	25504628	1	3.05	SWITCH
80-81	Y W/M.T.	1261219	1	1.45	SWITCH
81	Y W/A.T. (MX3), CRUISE CONT.)	9794682	1	N.L.	SWITCH
81-82	Y W/A.T. (EXC. CRUISE CONT.)	25504628	1	3.05	SWITCH

2.459 ACTUATOR-PIN-PIVOT-PIVOT KIT-PLATE-ROD-SPRING-SWITCH, Headlamp Dimmer

NOTE 1: 1955-56 MODEL INITIAL INSTALLATION ALSO REQUIRES CONNECTOR 2962449.

77-82	Y W/T&T WHL.	7827028	1	2.95	ACTUATOR, DIMR SW ROD
78	Y (EXC. T&T WHL.)	7830384	1	2.75	PIN, STRG COL DIMR SW ACTR PIV
79-82	Y W/T&T WHL.	7829787	1	2.75	PIN, DIMR SW ACTR PIVOT
79	Y (EXC. T&T WHL.)	7832681	1	N.L.	PIVOT, STRG COL SW ACTR

CHASSIS WIRING-LAMPS

2.459 ACTUATOR-PIN-PIVOT-PIVOT KIT-PLATE-ROD-SPRING-SWITCH , Headlamp Dimmer (Con't)

78	Y W/T&T WHL. (1ST DESIGN)	7833702	1	N.L.	PIVOT KIT, DIMR ACTR (THREADED PIVOT W/TAPPED HOUSING)
78	Y W/T&T WHL. (2ND DESIGN)	7833704	1	8.90	PIVOT KIT, W/PIN, DIMR ACTR (PRESSED ON PIVOT PIN)
79-82	Y W/T&T WHL	7833283	1	8.90	PIVOT KIT, W/PIN DIMR ACTR
63-77	Y	344842	1	.60	PLATE, SW MT
68-76	Y	3922387	1	.66	PLATE, DIMR PEDAL MT
77	Y (EXC. T&T WHL.)	7827145	1	3.45	ROD, DIMR SW ACTR
77	Y W/T&T WHL.	7827004	1	4.15	ROD, DIMR SW ACTR
77	Y W/T&T WHL.	7829984	1	6.55	ROD, DIMR SW
78	Y (EXC. T&T WHL.)	7829831	1	3.45	ROD, DIMR SW
78	Y (EXC. T&T WHL.)	7829836	1	4.15	ROD, DIMR SW ACTR
78-82	Y W/T&T WHL.	7830222	1	2.40	ROD, DIMR SW
77-82	Y W/T&T WHL.	7828351	1	.75	SPRING, PIN PRELOAD DIMR SW
55-62	Y	1997023	1	11.90	SWITCH (2 HOLE MT FLANGE) (NOTE 1)
63-76	Y	1997043	1	N.L.	SWITCH
77	Y	7819567	1	15.60	SWITCH
78	Y	7829781	1	25.50	SWITCH
79-82	Y	7832411	1	24.70	SWITCH, STRG COL DIMR

2.461 BUZZER, Headlamp Warning

75-76	Y	364080	1	18.90	BUZZER
79-82	Y W/HDLP. WARNING	14004971	1	18.90	BUZZER, AUDIO ALARM AND LGT MINDER

2.480 BRACKET-CLIP-EXTENSION-GROMMET-HARNESS-MODULE-WIRE, Chassis Wiring

NOTE 1: WHEN USING 6297660 IN PLACE OF 6297583, USE CONNECTOR ON CLUTCH SAFETY

SWITCH LEAD OF 6297583 IN PLACE OF CONNECTOR SAME LEAD ON 6297660.

NOTE 2: USED ON VEHICLES HAVING A NYLON TUBE TO OIL GAGE.

NOTE 3: MAKE JUMPER WIRE FOR R.H. HORN.

NOTE 4: COURTESY LP TIMER MTD. BEHIND INST. PNL. AND LEFT OF STRG. COL.

NOTE 5: COURTESY LP TIMER MTD. BEHIND INST. PNL. AND RIGHT OF THE GLOVE BOX.

NOTE 6: ANTI-THEFT SWITCH MOUNTED IN FENDER.

NOTE 7: ANTI-THEFT SWITCH MOUNTED IN DOOR LOCK.

NOTE 8: SALVAGE IGNIT SWITCH LP & BRKT FROM OLD HARN OR MAKE NEW BRACKET & INSTALL ON NEW HARN.

82	Y	14043271	1	.28	BRACKET, I/P WRG HARN
80	Y (EXC NB1)	356298	1	.62	CLIP, I/P WRG HARN (2.559)
64-66	Y	2987817	2	14.00	EXTENSION, HDLP HARN(MAIN WRG)
68-75	Y	3919057	2	.33	GROMMET (MAIN WRG)(9.775)
58-62	Y	2970213	1	10.95	HARNESS, REG TO GEN(CVR 11 O.L.)(SEGMENTED)
58-62	Y	2980982	1	205.00	HARNESS (CVR 148 O.L.)(W/JUNC BLK)(FWD LP & INST CSTR)(SEGMENTED)
63-65	Y	2983580	1	56.00	HARNESS, HDLP(SEGMENTED)
63	Y	2983972	1	328.00	HARNESS, I/P WRG (NOTE 8)
65-66	Y	2988869	1	328.00	HARNESS, I/P WRG
66	Y	6289375	1	78.50	HARNESS (MAIN WRG)
67	Y	6291166	1	328.00	HARNESS, I/P WRG
67	Y	6292088	1	105.00	HARNESS (MAIN WRG)
68	Y	6295277	1	281.00	HARNESS, I/P WRG
69	Y W/ELEC WDO	6297547	1	125.00	HARNESS, WDO REG (SEGMENTED)(13.090)
70-71	Y	8901918	1	206.00	HARNESS (MAIN WRG) (NOTE 3)
70-74	Y W/ELEC. WDO.	8901971	1	78.25	HARNESS, WDO REG(SEGMENTED)(13.090)
71-73	Y W/A.C.	8908175	1	406.00	HARNESS, I/P WRG
72-73	Y	8908264	1	178.00	HARNESS (MAIN WRG)
73	Y (EXC. A.C.)	8908340	1	406.00	HARNESS, I/P WRG (NOTE 2)
73	Y W/A.C.	8908341	1	406.00	HARNESS, I/P WRG (NOTE 2)
74	Y	8908454	1	167.00	HARNESS (MAIN WRG)
74	Y W/A.C.	8908357	1	406.00	HARNESS, I/P WRG
74	Y(EXC A.C.)	8908356	1	406.00	HARNESS, I/P WRG
75	Y	8908472	1	206.00	HARNESS (MAIN WRG)
75	Y W/A.T.	12001665	1	368.00	HARNESS, I/P WRG
75	Y W/ELEC WDO	12003664	1	116.00	HARNESS, WDO REG(SEGMENTED)(13.090)
75	Y W/M.T.	12001666	1	368.00	HARNESS, I/P WRG
76	Y	8916198	1	209.00	HARNESS (MAIN WRG)
76	Y W/A.T.	8916199	1	330.00	HARNESS, I/P WRG
76	Y W/M.T.	8916200	1	330.00	HARNESS, I/P WRG

CHASSIS WIRING-LAMPS

2.480 BRACKET-CLIP-EXTENSION-GROMMET-HARNESS-MODULE-WIRE, Chassis Wiring (Con't)

77	Y(1ST DESIGN)	8916431	1	209.00	HARNESS, FWD LP WRG(MAIN WRG) (NOTE 6)
77	Y(1ST DESIGN)	12003773	1	330.00	HARNESS (SEGMENTED) (NOTE 6)
77	Y(2ND DESIGN)	12005302	1	188.00	HARNESS, FWD LP WRG(MAIN WRG) (NOTE 7)
77	Y(2ND DESIGN)	12005303	1	330.00	HARNESS (SEGMENTED) (NOTE 7)
78	Y	12005321	1	329.00	HARNESS, I/P WRG (NOTE 4)
78-79	Y	12005527	1	209.00	HARNESS, GEN & FWD LP(MAIN WRG)
78	Y	12005550	1	330.00	HARNESS, I/P WRG (NOTE 5)
79	Y (EXC PWR DR LKS, PWR WIND, DELAY DOMELPS, PULSE WPRS)	12005800	1	347.00	HARNESS, I/P WRG
79	Y W/UNLIGHTED VANITY MIRROR (D34)	12005741	1	347.00	HARNESS, I/P WRG
80	Y W/A.T.(MV4,M33)	12005831	1	370.00	HARNESS, I/P WRG
80	Y W/M.T.(M18)	12005830	1	399.00	HARNESS, I/P WRG
80	Y(305)W/CLOSED LOOP	12005836	1	116.00	HARNESS, I/P WRG
80	Y(305)W/CLOSED LOOP	12005895	1	123.00	HARNESS, CLOSED LOOP ENG COMPT(MAIN WRG)
80	Y(305)W/CLOSED LOOP	12005896	1	356.00	HARNESS, CLOSED LOOP I/P(MAIN WRG)
81	Y W/A.T. (MX3)	12016463	1		HARNESS, I/P WRG
81	Y W/CLOSED LOOP	12016302	1	370.00	HARNESS, CLOSED LOOP I/P(MAIN WRG)
81	Y W/CLOSED LOOP	12016304	1	166.00	HARNESS, CLOSED LOOP ENG COMPT(MAIN WRG)
81	Y W/M.T. (M18)	12016388	1		HARNESS, I/P WRG
81	Y W/M.T.(M18),CLOSED LOOP	12016303	1	370.00	HARNESS, CLOSED LOOP I/P(MAIN WRG)
82	Y	12016688	1	350.00	HARNESS, ELEK CONT MDL WRG
82	Y W/A.T.(MD8)	12016716	1	557.00	HARNESS, I/P WRG
82	Y W/A.T.(MD8),FED,CALIF	12027103	1	583.00	HARNESS, I/P WRG
82	Y W/STEREO,C.B.	12016405	1	209.00	HARNESS, GEN & FWD LP WRG
79-80	Y	470354	1	2.90	MODULE, DM LP JPR(MAIN WRG)
73-79	Y	12007925	1	6.00	WIRE, BRK COMB VLV JPR ADAP(MAIN WRG)
78	Y W/DELAYED DOME LP (1ST DESIGN)	12005388	1	21.95	WIRE, CTSY LP DELAY TIMER(MAIN WRG) (NOTE 4)
78	Y W/DELAYED DOME LP (2ND DESIGN)	12005554	1	21.95	WIRE, CTSY LP DELAY TIMER(MAIN WRG) (NOTE 5)
80-81	Y	12005893	1	5.05	WIRE, OIL PRESS SENDER(MAIN WRG)
80-82	Y W/STEREO (UM2, UM3, UM4, UM5, UM6, UN5)	12005917	1	51.75	WIRE, BAT CHRG CIRC(MAIN WRG)
80-81	Y W/STEREO (UM2, UN3, U58, CB, U69)	12016015	1	210.00	WIRE, GEN & FWD LP WRG(MAIN WRG)
80	Y(350)W/SP H/PERF	12005891	1	43.50	WIRE, STARTER MTR SOL JPR(MAIN WRG)
81	Y	12016355	1	35.50	WIRE, ANTI THEFT DISARM DR LK JPR I/P WRG

2.483 PLATE, Instrument Panel Harness

80-82	Y W/STEREO (UM2, UM4, UM5, UM6, UN3, UN5)	14020018	1	.50	PLATE, ELEC WRG JCT BLK
-------	--	----------	---	-----	-------------------------

2.485 BREAKER-STRAP-SWITCH, Headlamp

75	Y	2474055	1	3.10	BREAKER, ELEC WDO REG MTR CIRC
68-77	Y	3928779	1	.32	STRAP, LIGHT SW GROUND
53-55	Y (6 VOLT)	1995041	1	36.50	SWITCH, SNAP-ON TERM (LESS FUSE)
55-57	Y (12 VOLT)	1995082	1	33.00	SWITCH
58-62	Y	1995096	1	25.20	SWITCH
64-67	Y	1995179	1	N.L.	SWITCH
68-77	Y	1995191	1	N.L.	SWITCH
78-82	Y	1995215	1	30.60	SWITCH

2.486 ROD, Headlamp Switch

68-71	Y	3961512	1	2.00	ROD
72-76	Y	3986884	1	2.65	ROD
77	Y	3961512	1	2.00	ROD
78-80	Y	469098	1	1.80	ROD
81-82	Y	14032060	1	1.80	ROD

2.487 BEZEL-FERRULE-NUT, Headlamp Switch

68-77	Y	3951226	1	1.45	BEZEL, LIGHTS
78-82	Y	473225	1	1.60	BEZEL
61-62	Y	1959820	1	.73	FERRULE

CHASSIS WIRING-LAMPS

2.487 BEZEL-FERRULE-NUT, Headlamp Switch (Con't)

68-82 Y 3916710 1 .90 NUT, LGT SW ROD

2.500 REGULATOR-SCREW, Voltage

NOTE 1: LIST PRICE SHOWN DOES NOT INCLUDE EXCHANGE CHARGE. REFER TO DEALER PARTS PRICE SCHEDULE FOR EXCHANGE PRICE.

NOTE 2: ALSO USED W/1105947 LOW CUT-IN GENERATOR.

NOTE 3: WHEN USING ON MODELS WITH 348 ENGINE, IT WILL BE NECESSARY TO USE 1944355 GROMMET IN LOWER ATTACHING HOLE.

55-59 Y (12 VOLT) 1119261 1 48.12 REGULATOR, 35 AMP (EXCHANGE ITEM) (NOTE 1,,,2,,,3)

60-61 Y (EXC. F.I. W/H.L. CAM, H/PER.) 1119261 1 48.12 REGULATOR, 35 AMP. (EXCHANGE ITEM) (NOTE 1,,,2,,,3)

63-64 Y 1119515 1 N.L. REGULATOR

65-66 Y W/SP. H/PER., A.C. (EXC. 62 AMP., T. IGN.) 1119515 1 N.L. REGULATOR,

65 Y W/T. IGN., A.C. (EXC. 62 AMP.) 1116378 1 107.85 REGULATOR (EXCHANGE ITEM) (NOTE 1)

67-68 Y 1119515 1 N.L. REGULATOR

69 Y 1116387 1 N.L. REGULATOR (W/1100825-33-59-82)

70-82 Y 1116387 1 N.L. REGULATOR (W/1100543-44-54-884-900-901-50)

64-75 Y 3876129 AR .32 SCREW, VOLTAGE AND CURRENT REG ..

2.510 TRANSISTOR, Voltage and Glow Plug

65-66 Y W/T. IGN., A.C. (EXC. 62 AMP., F.I.) 1960632 1 40.55 TRANSISTOR

67-72 Y W/T. IGN. 1960632 1 40.55 TRANSISTOR

2.515 AMMETER-GAGE-WASHER, Instrument Panel

63 Y 1502578 1 38.70 AMMETER

64 Y 1502876 1 31.45 AMMETER

65-67 Y 1503035 1 13.48 AMMETER

68-74 Y 6473859 1 23.06 GAGE, AMMETER

75-76 Y 6474266 1 19.32 GAGE, AMMETER

76 Y 6474343 1 22.31 GAGE, W/RES, VOLT

77 Y 6474366 1 17.03 GAGE, W/RES, VOLT

78-82 Y 6474610 1 18.78 GAGE, VOLT

82 Y 6455751 1 .19 WASHER, GAGE MOUNTING (3.108)

2.525 HARNESS-WIRE, Engine Wiring

NOTE 1: USED ON VEHICLES HAVING A NYLON TUBE TO OIL GAGE.

NOTE 2: ANTI-THEFT SWITCH MOUNTED IN FENDER.

NOTE 3: ANTI-THEFT SWITCH MOUNTED IN DOOR LOCK.

58-62 Y (EXC. P.G.) 2971440 1 29.00 HARNESS

63-65 Y (EXC. C.A.C., 396) 2983579 1 53.25 HARNESS

66 Y 6289375 1 78.50 HARNESS (2.480)

67 Y 6292088 1 105.00 HARNESS (2.480)

71 Y W/M.T. 8901882 1 53.25 HARNESS

72 Y (350) W/M.T. 8901983 1 101.00 HARNESS

73 Y (350) W/4-SPD. 8908244 1 101.00 HARNESS (NOTE 1)

73 Y (350) W/A.T. 8908245 1 86.75 HARNESS (NOTE 1)

74 Y (350) W/A.T. 8908343 1 124.00 HARNESS

75 Y 8919837 1 142.00 HARNESS

76 Y 8916196 1 166.00 HARNESS

77-78 Y (2ND DESIGN) 12005308 1 40.50 HARNESS, START MTR JPR (NOTE 3) ...

77 Y(1ST DESIGN) 8916429 1 101.00 HARNESS, (NOTE 2)

77-78 Y(2ND DESIGN 1977) 12005376 1 127.00 HARNESS, (NOTE 3)

79 Y 12005528 1 65.25 HARNESS

80 Y W/A.T. (MV4) 12005835 1 92.75 HARNESS, ENG WRG

80 Y W/M.T. (M18), A.T. (M33) ... 12005836 1 116.00 HARNESS, ENG WRG

81 Y W/A.T. (MX3) 12016007 1 188.00 HARNESS, ENG & A/C

81 Y W/M.T. (M18) 12016006 1 229.00 HARNESS, ENG WRG

82 Y W/A.T. (MD8) 12016404 1 169.00 HARNESS, ENG & A.C.

79-80 Y (EXC. SP. H/PER.) 12005529 1 34.50 WIRE, START MTR SOL JPR

79-80 Y W/SP. H/PER., A.C. 12005562 1 85.25 WIRE, START MTR SOL JPR

80 Y 12005842 1 12.35 WIRE, GEN JPR

80 Y 12017795 1 10.75 WIRE, ENG COOL FAN JPR

81 Y 12016022 1 52.75 WIRE, START MTR SOL

82 Y 12028586 1 52.75 WIRE, START MTR SOL

2.530 CONDUIT-CONNECTOR-REPAIR KIT-TERMINAL, Chassis Electrical

NOTE: FOR ILLUSTRATION ON TERMINALS AND CONNECTORS SEE STANDARD PARTS CATALOG.

53-82 Y 8919354 1 14.50 CONDUIT (15 FT. X .350 I.D.)

53-82 Y 8919355 1 18.00 CONDUIT (15 FT. X .500 I.D.)(CUT TO FIT)

CHASSIS WIRING-LAMPS

2.530 CONDUIT-CONNECTOR-REPAIR KIT-TERMINAL, Chassis Electrical (Con't)

53-82	Y	8919356	1	27.75	CONDUIT (15 FT. X .750 I.D.)
53-79	Y	2984570	AR	1.05	CONNECTOR, BODY (4-CONTACT)
53-79	Y	2984958	AR	1.55	CONNECTOR, BODY (3-CONTACT)
53-82	Y	12015381	AR	2.95	CONNECTOR, FUEL SOLENOID (TYPE 7 MALE)
58-63	Y	2973871	1	.51	CONNECTOR, LIGHT SW, 56 SERIES (7 FEMALE TERMINALS)
65	Y (396) W/SP. H/PER.	2984528	1	.42	CONNECTOR, IGN SW LEAD OF I/P HARN
67-76	Y W/ELEC. WDO.	6288909	2	.48	CONNECTOR, WDO WIRING HARN
68-77	Y	3927320	1	.98	CONNECTOR, STOP LP SW CAPAC
73-77	Y W/A.C.	2977253	1	.22	CONNECTOR, WIRING HARN (1 FEMALE TERMINAL)
74-82	Y	8900826	1	.89	CONNECTOR, SEAT LAP BELT WIRE
75-78	Y	2984528	1	.42	CONNECTOR, SEAT SEP COMPT LP SW (56 SERIES-1 MALE TERMINAL)
77-80	Y	2977048	1	.26	CONNECTOR, ANTI-THEFT SW (ANTI-THEFT SWITCH MOUNTED IN DOOR) (USE W/475924)
78	Y W/ELEC. DR. LKS.	2984883	1	.54	CONNECTOR, INR WIRING HARN
79-82	Y W/ILLUM. VAN. (D64)	2984883	1	.54	CONNECTOR, I/P WIRING HARN VAN MIR WIRE
75-79	Y	1684873	AR	39.75	REPAIR KIT, ALUM WIRE TERM
65-67	Y	5640018	AR	.29	TERMINAL, INST CSTR GROUND TERM
67	Y W/T. IGN.	2962987	1	.18	TERMINAL, IGN SW TO IGN PULSE AMPLIFIER HARN (MALE) (USED W/12 GAGE WIRE)
68-77	Y	6481179	1	.90	TERMINAL, SPEEDO AND TACH GROUND
69-73	Y	6402974	1	.95	TERMINAL, TEMP GAGE SENDER (9.735)
70-76	Y	5640018	1	.29	TERMINAL (39/64 O.L.)
74-76	Y	2973324	1	.35	TERMINAL, DOME LP WIRE
75-79	Y W/A.C.	3033932	1	1.00	TERMINAL, BLOWER MTR
77-82	Y	3033932	1	1.00	TERMINAL, BLOWER GROUND

2.559 BRACKET-CLIP-COVER-SCREW-SHIELD-STRAP, Chassis Wiring Harness

75-76	Y	495169	2	.27	BRACKET, VAC HOSE RET TO RKR CVR
79	Y	495169	AR	.27	BRACKET, WIRE VLV CVR
81-82	Y	14032056	1	.59	BRACKET, START MTR SOL JPR WIRE
81	Y(350)	556608	2		BRACKET, WRG HARN TO VLV CVR FRT
82	Y(5.7)	556608	2		BRACKET, WRG HARN TO VLV CVR FRT
53-82	Y	6270410	1	.35	CLIP, TUBE(.700-HOLE .344 ID-PH-RUB CTD)
64-82	Y	340818	AR	.22	CLIP, A/C EVAP OTLT HOSE (CLOSED TYPE)
65-80	Y	9798433	AR	.40	CLIP, HDLP, ENG WRG, GEN AND FWD LP
68-72	Y	3927327	1	.40	CLIP, WDO REG WRG HARN CLIP, FUEL TANK MTR WRG
71-77	Y	9798433	AR	.40	CLIP, WRG HARN TO CNSL, A/C WRG HARN
74-79	Y	339856	AR	.27	CLIP, CLOSED (3/4 X 11/32 HOLE) (PHOS RUB)
74-77	Y	3833476	1	.40	CLIP, I/P WRG HARN TO PARK BRAKE
76-78	Y	3866187	1	.40	CLIP, I/P WIRE HARN TO PARK BRK BRKT
76-79	Y	3954218	AR	.53	CLIP, PARK LP WIRE
77-82	Y	3901794	3	.50	CLIP, ENG WRG HARN TO DASH
77-82	Y (EXC H/PER.)	3901794	1	.50	CLIP, START MTR SOL JPR WIRE
78	Y	527861	2	.40	CLIP, A/C WRG HARN TO MOD DUCT
78-80	Y	9798835	2	.35	CLIP, I/P WRG HARN
78-79	Y W/M.T. (M20) (EXC. SP. H/PER.)	368017	AR	.40	CLIP, ENG WRG HARN
79-81	Y W/M.T. (M18, M20, M21)	3901794	1	.50	CLIP, I/P WRG HARN TO PLNM
80	Y W/CLOSED LOOP	1236258	1	1.40	CLIP, I/P WRG HARN
81-82	Y	1236258	1	1.40	CLIP, I/P WRG HARN (8.846)
82	Y	570204	AR	1.10	CLIP, S TYPE(3/8 & 5/16 WIRE .08 THK PNL PC)
82	Y	2281863	AR	.46	CLIP, OPEN 3/4 CABLE,13/32 ATCH HOLE,ZC PLTD,RUB CTD,WIRE HARN ATTACH
82	Y	3901794	1	.50	CLIP, I/P WRG HARN
82	Y	14043252	1	.32	CLIP, ELEK CONT MDL HARN
82	Y W/FED, CALIF	342676	AR	.33	CLIP, ELEC CONT MDL HARN (7.346)
82	Y	14043253	1	1.15	COVER, ELEC CONT MODULE WRG

CHASSIS WIRING-LAMPS

2.559 BRACKET-CLIP-COVER-SCREW-SHIELD-STRAP, Chassis Wiring Harness (Con't)

77-78	Y (350) (EXC. SP. H/PER.)	6258203	1	1.20	SHIELD, ENG WIRE HARN
80	Y W/STEREO (UM2, UN3)	14020100	1	3.80	SHIELD, BAT CHRG CIRC WIRE
81-82	Y W/STEREO (UM4, UM5, UM6, UN5)	14020100	1	3.80	SHIELD, BAT CHRG CIRC WIRE
73-77	Y	3816659	1	.54	STRAP, WRG HARN
82	Y	3816659	AR	.54	STRAP, PLASTIC 7" ADJUSTABLE

2.575 BEZEL-BUTTON-CLIP-FLASHER-KNOB-LAMP-LEVER-NUT-SHIELD-SOCKET-SPRING-SWITCH, Side Marker and Hazard Flasher

NOTE: IT IS NECESSARY TO CAREFULLY CHECK THE PARTS CATALOGS FOR CORRECT MODEL APPLICAT

NOTE: FOR SOME MODELS, COMPLETE LAMP ASM ARE NOT SERVICED, THEREFORE IT MAY BE NECESSARY WHEN REPLACING LAMP SOCKET ASSEMBLIES. IF INCORRECT SOCKETS ARE USED FOR REPTO ORDER COMPONENT PARTS, LACEMENT, THE BULB FILAMENT WILL BE IN THE WRONG LOCATION WITH RESPECT TO THE LENS AND/OR REFLECTOR. AS A RESULT, THE LAMP MAY FAIL TO MEET THE REQUIRED LIGHTING STANDARDS.

NOTE 1: 3 PIECE CONSISTS OF: 556741 KNOB, 556742 BUTTON & 556743 SPRING, PAINT AS REQ'D.
NOTE 2: ROUND BASE W/LK TABS & W/1 BLACK-1 BROWN CABLE, 18 GA, APPROX. 11.0 LG. P/N 6294015 MLDG ON GRIP.

NOTE 3: ROUND BASE 90 DEGREE APPROACH W/BRN & BLA CABLES 10.30 LONG-GRA SOC IDENT.

NOTE 4: WHEN USING IN PLACE OF OLD LAMPS IT MAY BE NECESSARY TO ENLARGE MOUNTING HOLES AND USE P/N 8797130 NUTS AS REQ'D TO INSTALL LAMPS.

NOTE 5: ROUND BASE W/BLA & BRN CABLES 9.8 LONG-P/N 8901283 STAMPED ON SOCKET.

NOTE 6: ROUND BASE W/BLA & BRN CABLES 10.0 LONG-CREAM LP SOC IDENT.

68	Y	3927459	2	2.25	BEZEL, RR QTR SI MARKER LP
77-82	Y (2ND DESIGN-1977)	556742	1	.31	BUTTON, HAZARD WARNING SW (NOTE 1)
68-81	Y	3961553	4	.19	CLIP, BODY WRG HARN
66-82	Y	491391	1	N.L.	FLASHER, HAZARD LP, ANTI-THEFT HORN
67-72	Y (EXC. T.W., TEL. WHL.)	411525	1	.94	KNOB, TRAFFIC HAZARD WARNING (1 PIECE)
69-72	Y W/T.W., TEL. WHL.	411525	1	.94	KNOB, TRAFFIC HAZARD WARNING (1 PIECE)
73-77	Y (1ST DESIGN)	411525	1	.94	KNOB, TRAFFIC HAZARD WARNING (1 PIECE)
77-82	Y (2ND DESIGN-1977)	22507977	1	.31	KNOB, TRAFFIC HAZARD WARNING SW (NOTE 1)
68	Y	916581	2	9.10	LAMP, FRT FDR MKR
68-69	Y	916632	2	9.10	LAMP, RR QTR MKR
69	Y	911045	2	9.10	LAMP, FRT FDR SI MKR
70-73	Y	3973639	LH	13.45	LAMP, FRT FDR SI MKR
70-73	Y	3973640	RH	13.45	LAMP, FRT FDR SI MKR
70-73	Y	3973653	LH	13.45	LAMP, RR QTR SI MKR
70-73	Y	3973654	RH	13.45	LAMP, RR QTR SI MKR
74-79	Y	362955	LH	8.20	LAMP, FRT FDR SI MKR (NOTE 4)
74-79	Y	362956	RH	8.20	LAMP, FRT FDR SI MKR (NOTE 4)
74-82	Y	362957	LH	8.20	LAMP, RR QTR SI MKR (SERV SOC 6298886) (NOTE 4)
74-82	Y	362958	RH	8.20	LAMP, RR QTR SI MKR (SERV SOC 6298886) (NOTE 4)
74-76	Y W/T.W., TEL. WHL.	7814336	1	1.60	LEVER, STRG COL HAZARD SW
74-82	Y	8797130	AR	.35	NUT, SI MKR LP RET (SELF-THREAD FOR .330 STUD)
80-82	Y	14016167	2	.75	SHIELD, FRT SI MKR LP SPH
73-80	Y	8901283	AR	3.35	SOCKET, W/CABLE, SI MKR LP (NOTE 5)
73-81	Y	8912750	AR	5.65	SOCKET, W/CABLE, SI MKR LP (NOTE 6)
75-78	Y	12001470	AR	12.30	SOCKET, W/CABLE, SI MKR LP (2.714) (NOTE 3)
78-82	Y	6298886	AR	3.60	SOCKET, W/CABLE, SI MKR LP (NOTE 2)
77-82	Y (2ND DESIGN-1977)	556743	1	.22	SPRING, HAZARD WARNING SW KNOB (NOTE 1)
67-68	Y	5698520	1	39.75	SWITCH, DIR SIG AND TRAFFIC HAZARD (BOYNE) (2.895)
69-75	Y (EXC. T.W., TEL. WHL.)	1997988	1	29.50	SWITCH, DIR SIG AND TRAFFIC HAZARD (2.895)
69-75	Y W/T.W., TEL. WHL.	1893584	1	35.95	SWITCH, DIR SIG AND TRAFFIC HAZARD (2.895)

2.583 LENS, Lamp Monitor

68-71	Y	6294185	1	9.55	LENS, T/LAMP
68-71	Y	6294296	1	9.80	LENS, SIG INDICATOR
70-71	Y	5959740	2	1.20	LENS, PARK LP

CHASSIS WIRING-LAMPS

2.583 LENS, Lamp Monitor (Con't)

70-71 Y 5960555 2 1.40 LENS

2.584 INSERT-SEAL, Lamp Monitor

70-71 Y 5959734 2 .84 INSERT, PARK LP FIBER OPTIC CONDUCTOR

68-71 Y 1618342 4 .46 SEAL, HDLP FIBER OPTIC CONDUCTOR CONN

2.585 LAMP, Parking

NOTE: FOR SOME MODELS, COMPLETE LAMP ASM ARE NOT SERVICED, THEREFORE IT MAY BE NECESSARY TO ORDER COMPONENT PARTS.

58-62 Y 898717 LH 45.25 LAMP

58-62 Y 898718 RH 45.25 LAMP

63-67 Y 910552 2 45.25 LAMP

68-69 Y 916765 2 39.75 LAMP

73-74 Y 925143 LH 30.00 LAMP

73-74 Y 925144 RH 30.00 LAMP

75-79 Y 912309 LH 30.00 LAMP

75-79 Y 912310 RH 30.00 LAMP

80-82 Y 914559 LH 29.00 LAMP (SERV SOC 12004335)

80-82 Y 914560 RH 29.00 LAMP (SERV SOC 12004335)

80-82 Y 914735 LH 25.25 LAMP, CORNERING & SI MKR (SERV SOC 6298886)

80-82 Y 914736 RH 25.25 LAMP, CORNERING & SI MKR (SERV SOC 6298886)

2.586 HOUSING-ORNAMENT, Parking Lamp

70-72 Y 5964683 LH 125.00 HOUSING, DIR SIG, PARK RAD GRILLE OTR LP

70-72 Y 5964684 RH 125.00 HOUSING, DIR SIG, PARK RAD GRILLE OTR LP

80-82 Y 5936617 LH 3.90 ORNAMENT, CORNERING & SI MKR LP ..

80-82 Y 5936618 RH 3.50 ORNAMENT, CORNERING & SI MKR LP ..

2.587 SUPPORT, Parking Lamp

63-67 Y 3819648 2 12.60 SUPPORT, PARK AND DIR SIG LP

2.589 LENS, Parking Lamp

53-62 Y 5936929 2 6.90 LENS (MOLDED F-57)

63-67 Y 5954440 2 3.70 LENS (AMBER)

68-69 Y 5960993 2 6.90 LENS, PARK AND DIR SIG

70-71 Y 5962943 LH 6.90 LENS, PARK AND DIR SIG OTR LP HSG ..

70-71 Y 5962944 RH 6.90 LENS, PARK AND DIR SIG OTR LP HSG ..

72 Y 5965071 LH 6.90 LENS, DIR SIG, PARK RAD GRILLE OTR LP HSG

72 Y 5965072 RH 6.90 LENS, DIR SIG, PARK RAD GRILLE OTR LP HSG

2.593 DOOR, Parking Lamp

53-62 Y 5933022 2 10.35 DOOR (2 1/8 I.D. X 2 5/8 O.D.)

2.594 SCREW, Parking Lamp

67 Y 5953438 4 .30 SCREW (NO. 8-32 X 5/8 CR. RECESS) ...

2.596 SOCKET-WIRE, Parking Lamp

NOTE: IT IS NECESSARY TO CAREFULLY CHECK THE PARTS CATALOGS FOR CORRECT MODEL APPLICATION WHEN REPLACING LAMP SOCKET ASSEMBLIES. IF INCORRECT SOCKETS ARE USED FOR REPLACEMENT, THE BULB FILAMENT WILL BE IN THE WRONG LOCATION WITH RESPECT TO THE LENS AND/OR REFLECTOR. AS A RESULT, THE LAMP MAY FAIL TO MEET THE REQUIRED LIGHTING STANDARDS.

NOTE 1: ANTI-THEFT SWITCH MOUNTED IN DOOR LOCK.

NOTE 2: ANTI-THEFT SWITCH MOUNTED IN FENDER.

NOTE 3: WHEN USING 8914822 IN PLACE OF 12005306 WIRE, ALSO USE 1-8917543 CONNECTOR.

69-71 Y 8909518 AR 7.65 SOCKET, LP

69-81 Y 8914822 AR 8.00 SOCKET, W/CABLE (TWIST LOCK-SOCKET) (GRAY-FOCAL LENGTH) PK & T/SIG LP (NOTE 3)

69-78 Y 8914823 AR 8.00 SOCKET, W/CABLE (TWIST LOCK-SOCKET) (CREAM-FOCAL LENGTH)

73-75 Y 8909518 2 7.65 SOCKET, LP

80-81 Y 12003758 2 11.15 SOCKET, W/CABLE, CORNERING LP(2.697)

80-81 Y W/UM2, UN3 12003757 AR 16.50 SOCKET, W/CABLE, PK AND T/SIG LP(2.694)

70-77 Y (1ST DESIGN 1977) 8901617 2 6.15 WIRE, PARK LP (NOTE 2)

CHASSIS WIRING-LAMPS

2.596 SOCKET-WIRE, Parking Lamp (Con't)

77-79 Y (2ND DESIGN 1977) 12005306 1 23.65 WIRE, PARK LP (NOTE 1)

2.660 GASKET-NUT-RETAINER, Tail Lamp

68-73 Y 5959850 AR 2.65 GASKET, TAIL STOP AND DIR SIG, BACK-UP LP
 75-82 Y 347923 8 .35 NUT, TAIL AND STOP MT ANCHOR
 75-79 Y 347922 4 2.30 RETAINER, TAIL AND STOP LP MT PNL ..
 80-82 Y 14011849 4 1.75 RETAINER, TAIL AND STOP LP MT PNL ..

2.662 REINFORCEMENT, Tail Lamp Mounting

75-76 Y 347921 4 1.10 REINFORCEMENT, MT PNL

2.679 LAMP, Tail lamp

NOTE: FOR SOME MODELS, COMPLETE LAMP ASM ARE NOT SERVICED, THEREFORE IT MAY BE NECESSARY TO ORDER COMPONENT PARTS.

NOTE 1: CENTER PORTION OF LENS IS CONICAL SHAPE.

61-62 Y 899631 LH 40.25 LAMP, W/DIR SIG, INR
 61-62 Y 899632 RH 40.25 LAMP, W/DIR SIG, INR
 63-67 Y 910553 LH 40.25 LAMP, W/DIR SIG, OTR
 63-67 Y 910554 RH 40.25 LAMP, W/DIR SIG, OTR
 63-67 Y (EXC. BACK-UP LAMP) 910557 LH 39.50 LAMP, W/DIR SIG, INR
 63-67 Y (EXC. BACK-UP LAMP) 910558 RH 40.25 LAMP, W/DIR SIG, INR
 68 Y 916253 4 41.75 LAMP, TAIL, STOP AND DIR SIG
 70-71 Y 910388 2 41.75 LAMP, TAIL, STOP AND DIR OTR (NOTE 1)
 74 Y 897168 2 22.95 LAMP
 75-79 Y 897193 2 22.95 LAMP, RR COMB
 80-82 Y 914031 2 22.30 LAMP, RR(SERV SOC 12013813)

2.680 HOUSING-PANEL, Tail Lamp

71-73 Y 5960549 1 27.25 HOUSING
 74 Y 345417 LH 13.55 PANEL, TAIL LP MT
 74 Y 345418 RH 13.55 PANEL, TAIL LP MT
 75-79 Y 461035 LH 17.10 PANEL, TAIL LP MT
 75-79 Y 461036 RH 17.10 PANEL, TAIL LP MT

2.682 LENS, Tail Lamp

NOTE 1: CENTER PORTION OF LENS IS SPHERICAL SHAPE.

58-60 Y 5948772 2 30.00 LENS, OTR (GUIDE-RIC-58)
 61-67 Y 5954803 4 5.40 LENS
 68-69 Y 5959851 4 28.50 LENS, W/DIR SIG, TAIL AND STOP
 71-73 Y (2ND DESIGN) 5963342 2 28.25 LENS, W/DIR SIG, TAIL AND STOP (NOTE 1)

2.684 GASKET, Tail Lamp Lens

58-67 Y 5948748 AR 1.10 GASKET, INR STOP, DIR AND BACK UP LP (3 3/16 O.D.)
 68-73 Y 5959849 AR 2.65 GASKET, TAIL STOP AND DIR SIG, BACK-UP LP

2.688 NUT-PLUG-SCREW, Tail Lamp Mounting

76-79 Y 3982098 AR .35 NUT, U-SHAPE SPRING (1/4"-20)
 68-74 Y 4744981 2 .30 PLUG, TAIL AND STOP LP GROMMET HOLE, HOOD LK RELCBL
 61 Y 3769871 4 .33 SCREW, W/LW (NO. 10-24 X 3/4") (LAMP)

2.689 BEZEL, Tail Lamp Lens

58-60 Y 5949740 2 12.95 BEZEL, REFLEX MKR

2.694 PLUG-SOCKET, Tail Lamp

NOTE 1: ROUND BASE 90 DEGREE APPROACH W/BRN & BLA CABLES 10.30 LONG-GRA SOC IDENT.

NOTE 1: ROUND BASE 90 DEG APPROACH W/LK TABS & W/3 LEAD CBL 18 GA WHITE, BROWN & BLACK. 10" LONG BLACK AND GRAY BASE.

NOTE 2: ROUND BASE 90 DEG APPROACH W/LK TABS & W/3 LEAD CBL 18 GA WHITE, BROWN & BLACK, 10 IN. LG, BLACK AND GRAY BASE.

54-57 Y 2971074 1 1.65 PLUG, DOUBLE CONTACT
 53-73 Y 8909517 AR 9.15 SOCKET, W/CABLE, RR COMB LP
 75-78 Y 12001470 AR 12.30 SOCKET, W/CABLE, RR LP (2.714) (NOTE 1)
 77-82 Y 12003759 AR 13.05 SOCKET, W/CABLE, RR LP (NOTE 2)
 77-81 Y 12013813 2 11.80 SOCKET, TAIL, STOP AND DIR LP(2.596)

CHASSIS WIRING-LAMPS

2.697 GASKET-GROMMET-LAMP-LENS -SOCKET-WIRE, Back Up Lamp

NOTE: IT IS NECESSARY TO CAREFULLY CHECK THE PARTS CATALOGS FOR CORRECT MODEL APPLICATION WHEN REPLACING LAMP SOCKET ASSEMBLIES. IF INCORRECT SOCKETS ARE USED FOR REPLACEMENT, THE BULB FILAMENT WILL BE IN WRONG LOCATION WITH RESPECT TO THE LENS AND/OR REFLECTOR. AS A RESULT, THE LAMP MAY FAIL TO MEET THE REQUIRED LIGHTING STANDARDS.

NOTE 1: ROUND BASE 90 DEGREE APPROACH W/BRN & BLA CABLES 10.30 LONG-GRA SOC IDENT.

NOTE 2: ROUND BASE W/LT GRN & BLA CABLES, 10.0 LG, WHITE LP SOC IDENT.

68	Y	5958753	2	3.85	GASKET, LP MT
68	Y	5958755	2	2.10	GASKET, LENS
68	Y	6437746	2	.65	GROMMET, BACK-UP LP (4.197)
63-66	Y	910427	LH	40.50	LAMP
63-66	Y	910428	RH	40.50	LAMP
67	Y	911490	RH	21.40	LAMP
68	Y	916283	1	25.75	LAMP
69	Y	916782	2	41.75	LAMP
70-73	Y	917512	2	41.75	LAMP
74	Y	897169	2	22.95	LAMP
75-79	Y	912040	2	22.95	LAMP
80-82	Y	914037	2	22.30	LAMP
63-66	Y	5948757	2	3.35	LENS (CLEAR PLASTIC)
67	Y	5959241	LH	6.40	LENS
67	Y	5959242	RH	6.40	LENS
68	Y	5959873	2	6.40	LENS
69	Y	5960972	2	18.45	LENS
70-71	Y	5961332	2	18.45	LENS
72-73	Y	5964434	2	18.45	LENS
75-78	Y	12001470	AR	12.30	SOCKET, W/CABLE, B/U LP (2.714) (NOTE 1)
80-81	Y	8909518	AR	7.65	SOCKET, W/CABLE, B/U LP(2.596) (NOTE 2)
78	Y W/M.T. (EXC. SP. H/PER.)	8916531	1	8.15	WIRE, SW JPR

2.698 BRACKET-CLIP-ROD-SCREW-SHIELD-SWITCH, Back Up Lamp

65-73	Y W/MUNCIE 4-SPD.	3864296	1	2.15	BRACKET, SW MT
74-81	Y W/M.T. (4-SPD)	6258268	1	4.75	BRACKET, SW CONT
80-81	Y W/M.T.	3989067	1	.30	CLIP, BRG LP SW CONT ROD (3.425)
68-74	Y W/4-SPD.	3923915	1	4.35	ROD, SW CONT
75-81	Y W/M.T.	6258267	1	3.20	ROD, SW CONT
53-82	Y	558688	AR	.30	SCREW, HEX (8-18 X .270 STL)
65-72	Y W/4-SPD.	3706355	1	.54	SHIELD, SW (4.054)
63-67	Y W/4-SPD.	1993666	1	20.30	SWITCH, LP
65-67	Y W/P.G.	1993411	1	37.90	SWITCH, W/NEU SAF LP (4.054)
68-72	Y W/A.T.	3948538	1	23.05	SWITCH, NEU SAF AND BACKING (4.054)
68-78	Y W/M.T.	1993430	1	26.80	SWITCH, BACKING
74-82	Y	470108	1	15.05	SWITCH, NEU SAF AND BACKING LP (4.054)
78	Y W/M.T. (350) (M20) (EXC. SP. H/PER.)	3938481	1	N.L.	SWITCH, LP
79	Y W/M.T.	1994218	1	26.80	SWITCH, LP
80-81	Y W/M.T. (M18)	1994220	1	27.45	SWITCH, LP

2.700 LAMP, Rear License Lamp

NOTE: FOR SOME MODELS, COMPLETE LAMP ASM ARE NOT SERVICES, THEREFORE IT MAY BE NECESSARY TO ORDER COMPONENT PARTS.

63-67	Y	898005	1	30.75	LAMP
68-73	Y	911908	1	13.25	LAMP
74	Y	899794	2	5.35	LAMP
78-82	Y	912116	1	5.60	LAMP, LIC PLT

2.708 SCREW, Rear License Lamp

61-67	Y	5951011	4	.32	SCREW
-------	---	---------	---	-----	-------

2.709 LENS, Rear License Lamp

61-67	Y	5951010	1	4.70	LENS
68-73	Y	5957401	1	4.70	LENS

2.714 SOCKET, Rear License Lamp

NOTE 1: ROUND BASE 90 DEGREE APPROACH W/BRN & BLA CABLES 10.30 LONG-GRA SOC IDENT.

NOTE 2: ROUND BASE W/LK TABS, W/1 BLA, 1 BRN CABLE, 18 GA, APPROX. 11.0 LG.

74	Y	6298886	AR	3.60	SOCKET, W/CABLE, SI MKR LP(2.575) (NOTE 2)
75-78	Y	8918527	1	7.05	SOCKET,
82	Y	12001470	AR	12.30	SOCKET, W/CABLE, LIC PLT LP (NOTE 1)

CHASSIS WIRING-LAMPS

2.722 GASKET , Headlamp Body to Fender

53-57 Y 3722121 2 1.30 GASKET (RUBBER)

2.725 CAPSULE, Headlamp

NOTE: CAPSULES CONSISTS OF: MT RG, SEALBEAM, RET RING, AND RET RING SCREW.

NOTE: CAPSULES CONSISTS OF: MT RING, SEALBEAM, RET RING AND SCREW.

64-78 Y 5963837 RH 17.25 CAPSULE, INR
 64-78 Y 5963838 LH 17.25 CAPSULE, INR
 64-82 Y 5963839 LH 17.25 CAPSULE, HDLP(OUTBOARD)
 64-82 Y 5963840 RH 17.25 CAPSULE, HDLP(OUTBOARD)
 79-82 Y 5930743 RH 25.50 CAPSULE, HDLP(INBOARD)
 79-82 Y 5930744 LH 25.50 CAPSULE, HDLP(INBOARD)

2.726 RING-SHIELD-SUB BODY, Headlamp

53-55 Y 924535 2 6.25 RING, BODY MT, INR
 56-57 Y 5947771 2 7.80 RING, MT BODY, INR
 58-82 Y 5950500 RH 5.40 RING, MT, INR
 58-63 Y 5950506 AR 5.40 RING, LH INR
 58-82 Y 5950507 LH 5.40 RING, MT, OTR
 68-82 Y 5950506 LH 5.40 RING, MT, INR
 68-82 Y 5950513 RH 5.40 RING, OTR
 68-72 Y 3966559 LH 5.15 SHIELD
 68-72 Y 3966560 RH 5.15 SHIELD
 58-62 Y 5948835 LH 37.50 SUB BODY, W/TENS SPR
 58-62 Y 5948836 RH 37.50 SUB BODY, W/TENS SPR

2.727 SEALBEAM, Headlamp

55-57 Y 5962548 2 N.L. SEALBEAM (12 VOLT)
 58-78 Y 5965416 2 N.L. SEALBEAM, INR
 58-82 Y (EXC QUARTZ HDLP) 5964600 2 N.L. SEALBEAM, HDLP(OUTBOARD)
 79-82 Y 5930632 2 N.L. SEALBEAM, HDLP(INBOARD)

2.728 BEZEL-MOLDING , Headlamp

68-82 Y 331818 RH 25.50 BEZEL
 78-82 Y 331817 LH 25.50 BEZEL
 58-60 Y 3742509 2 25.50 MOLDING (CHROME)
 61-62 Y 3779239 2 26.00 MOLDING
 63-67 Y 3845801 LH 25.50 MOLDING
 63-67 Y 3845802 RH 25.50 MOLDING

2.729 NUT-SCREW, Headlamp Mounting

67-82 Y 347347 AR .33 NUT, SPL ANC (NYLON)
 67-82 Y 14013246 AR .35 NUT (M4.2 DIA SCR M7.8 DIA HOLE)
 73-82 Y 557325 AR .35 NUT, HDLP DR TO FRT END PNL
 63-71 Y 3834926 AR .33 SCREW, HDLP AND MLDG ATTACH

2.731 RING , Headlamp Retaining

53-55 Y (6 VOLT) 5952000 2 5.00 RING (ONE PC. CONST) (CHROME-7 3/16
 O.D.-THREE ATTACH. EARS 1 1/16
 WIDE)
 56-57 Y 5948399 2 7.25 RING, W/REFL
 58-82 Y 5954892 4 3.20 RING, HDLP RETAINING

2.736 NUT -SCREW, Headlamp Retaining Ring

53-62 Y 3696396 AR .33 NUT (NO. 10-12-J TYPE FOR GROUND) ...
 58-82 Y 5966249 AR .32 SCREW, HDLP RET RING

2.737 BRACKET-BRACKET KIT-SPRING, Headlamp Adjuster

NOTE 1: 1ST DESIGN HAS CURVED TYPE LEG.

NOTE 2: 2ND DESIGN HAS SQUARED TYPE LEG.

64-68 Y (1ST DESIGN) 5948813 8 .50 BRACKET (NOTE 1)
 68-82 Y (2ND DESIGN) 5959752 8 .52 BRACKET (NOTE 2)
 63 Y 5949838 AR 1.50 BRACKET KIT, HDLP, ADJ (ATTACH
 NUTS AND SCREWS)
 64-82 Y 5949989 4 .66 SPRING

2.750 BREAKER, Headlamp

63-65 Y 4849850 1 6.50 BREAKER, CIRCUIT (13.095)

2.755 BRACKET-INSERT-RELAY-SWITCH, Concealed Headlamp Motor

69-77 Y 3958714 1 .89 BRACKET, ACC DR MANUAL SW MT
 78-82 Y 3922497 4 .30 INSERT, HSG ACTR RR LINK
 68-82 Y 5638427 2 24.00 RELAY, ACTR
 63-67 Y 3821864 2 4.45 SWITCH, LIMIT
 63-67 Y 5716297 1 23.70 SWITCH, ACTR
 69-77 Y 3951239 2 4.20 SWITCH, DR OPG WARNING

CHASSIS WIRING-LAMPS

2.760

ACTUATOR-BOLT-BRACKET-DISC-FILTER-GEAR-GROMMET-MOTOR-RETAINER-SCREW-SPRING-TANK-TEE-VALVE, Concealed Headlamp Control Drive

68-82 Y	5638541	LH	54.25	ACTUATOR
68-82 Y	5638542	RH	54.25	ACTUATOR
63-67 Y	4908628	4	.31	BOLT, ACTR TIE
72 Y	3840474	2	2.60	BRACKET, HDLP AND WSW VAC PIPE (8.857)
63-67 Y	4912266	2	1.43	DISC, ACTR HAND WHL (ALUMINUM)
68-82 Y	5638432	1	2.35	FILTER, AIR (CHECK VLV TYPE)
63-67 Y	4912262	2	23.90	GEAR, ACTR DRIVE
63-66 Y	4910180	2	.37	GROMMET, OPG MOTOR RET SPCR (10.152)
63-67 Y	5045374	RH	171.70	MOTOR, W/SUPT
63-67 Y	5045375	LH	171.70	MOTOR, W/SUPT
63-67 Y	3794287	2	.60	RETAINER, OPG MOTOR
63-66 Y	4906744	2	.11	SCREW, ACTR ARMATURE END PLAY SET (10.150)
63-66 Y	4913805	4	.69	SPRING, MOTOR BRUSH (10.150)
68-82 Y	3935516	2	.59	SPRING, HSG
68-72 Y	3966704	1	162.00	TANK, VAC RESV
80-82 Y	14011852	1	8.50	TANK, VAC RESV
82 Y	3992117	1	.80	TEE, HDLP VAC HOSE (9.198)
68-82 Y	3926296	1	3.20	VALVE, VAC RESV CHECK
68-82 Y	5638317	1	7.60	VALVE, ACTR

2.765

BEARING-BRACKET-BUSHING-CONNECTOR-GROMMET-LINK- PIN-PIVOT-ROD-SCREW-SLEEVE-SPRING-SPRING CLIP-STOP-STUD-SUPPORT-SUPPORT KIT-TERMINAL-WASHER, Concealed Headlamp Control Opening Cover

63-67 Y	3825940	4	4.85	BEARING, PIVOT, SUPT
68-81 Y	362995	4	9.20	BEARING, W/RETS, OPG HSG
68-82 Y	3915687	1	7.25	BEARING, OPG HSG (LESS RET)
68-82 Y	3922499	2	1.65	BRACKET, HSG ACTR
68-82 Y	3915898	2	.42	BUSHING, HSG ACTR LINK (1/4 O.L.)
68-82 Y	3927674	2	.42	BUSHING, HSG ACTR LINK (1 3/4 O.L. 3/8 DIA.)
69-76 Y	3947949	2	2.20	CONNECTOR, VAC HOSE (2-HOSE)
73 Y	3750685	2	.44	CONNECTOR, VAC. HOSE (1/8-27 X 1 1/4 O.L.) (NOT THREADED)
68-76 Y	3934269	1	1.15	GROMMET, HDLP AND WSW VAC HOSE
68-82 Y	461162	2	6.80	LINK, HSG RR
68-82 Y	3953034	2	2.35	LINK, HSG FRT
68-82 Y	3926433	2	2.40	PIN, HSG ACTR FRT LVR
68-82 Y	3927672	2	.63	PIN, HSG ACTR RR LINK (2 1/2 O.L.)
68-82 Y	3927676	2	.54	PIN, HSG ACTR LVR
64-67 Y	3845789	LH	14.25	PIVOT, HSG OTR
64-67 Y	3845790	RH	14.25	PIVOT, HSG OTR
64-67 Y	3845791	LH	20.20	PIVOT, HSG INR
64-67 Y	3845792	RH	20.20	PIVOT, HSG INR
68-82 Y	3926351	LH	5.05	ROD, ACTR SUPT INR
68-82 Y	3926352	RH	5.05	ROD, ACTR SUPT INR
68-82 Y	3926353	LH	4.85	ROD, ACTR SUPT OTR
68-82 Y	3926354	RH	4.85	ROD, ACTR SUPT OTR
68-82 Y	3958887	2	6.55	ROD, ACTR LINK CLV
68-82 Y	3915899	2	1.25	SCREW, HSG ACTR LINK
68-77 Y	3918509	2	2.05	SCREW, HSG RR LINK ADJ
78-82 Y	473239	2	.38	SCREW, HSG RR LINK ADJ (5/16-18 X 2 1/2 CAD.)
68-82 Y	3922498	2	.51	SLEEVE, HDLP ACTR RR LINK
68-82 Y	3926434	2	.69	SPRING, HSG ACTR LINK
68-78 Y	9793032	AR	1.70	SPRING CLIP, STEEL (.312 X .468 CLEAR BLACK)
68-82 Y	3926235	4	.66	STOP, HSG BRG
63-67 Y	3825944	2	10.05	STUD, MOTOR SUPT
63-67 Y	3825355	LH	12.25	SUPPORT, PIVOT, INR
63-67 Y	3825356	RH	12.25	SUPPORT, PIVOT, INR
63-67 Y	3825357	2	6.90	SUPPORT, PIVOT, OTR
68-74 Y	6258533	LH	77.00	SUPPORT KIT, OPG ACTR
68-74 Y	6258534	RH	77.00	SUPPORT KIT, HDLP ACTR
75-82 Y	347889	LH	63.50	SUPPORT KIT, HDLP OPG ACTR
75-82 Y	347890	RH	63.50	SUPPORT KIT, HDLP OPG ACTR
69-76 Y	3934265	4	3.05	TERMINAL, VAC HOSE TO CONN
63-67 Y	6257691	4	.96	WASHER, PIVOT BRG SEAL RET (2 1/4 O.D. 1 7/16 I.D. X 1/32 THK.) (5.543)

CHASSIS WIRING-LAMPS

2.770 END-HOUSING -INSULATOR-PLUG -SPACER, Concealed Headlamp Opening Cover

63-67 Y	3824829 LH	22.50	END, OTR
63-67 Y	3824830 RH	22.50	END, OTR
63-67 Y	3824833 LH	22.50	END, INR
63-67 Y	3824834 RH	22.50	END, INR
63 Y	3869033 LH	86.50	HOUSING (COMPLETE)
64-67 Y	3845787 LH	54.25	HOUSING
64-67 Y	3845788 RH	54.25	HOUSING
68 Y (1ST DESIGN)	3932935 LH	63.25	HOUSING
68 Y (1ST DESIGN)	3932936 RH	63.25	HOUSING
68-82 Y (2ND DESIGN)	3938115 LH	64.50	HOUSING
68-82 Y (2ND DESIGN)	3938116 RH	64.50	HOUSING
64-67 Y	3845799 4	.36	INSULATOR, HSG
63-76 Y	4744981 4	.30	PLUG (15/16 PLASTIC)(12.491)
63-67 Y	3825346 2	2.30	SPACER, LP HSG

2.775 RETAINER-SCREW-SEAL-STOP, Headlamp Control

63-67 Y	3826150 4	.50	RETAINER, PIVOT BRG SEAL
63-67 Y	3827432 4	.77	SCREW, OPG CVR PNL ADJ (1/2-28 X 7/8 NYLON INSERT LK TYPE)
63-67 Y	3826148 4	.25	SEAL, OPG CVR PIVOT BRG (FELT-3/4 X 1 1/2 X 3/8 THK.)
63-67 Y	3826291 2	10.60	STOP, OPG CVR
68-69 Y	3958749 2	10.60	STOP, OPG CVR
70-82 Y	14015263 LH	2.45	STOP, OPG CVR
70-82 Y	14018946 RH	3.85	STOP, OPG CVR

2.810 HORN-SHIM, Warning

NOTE: ON SOME MODELS IT WILL BE NECESSARY TO USE THE MOUNTING BRACKET FROM THE REPLACED HORN AND ENLARGE THE HOSE TO 1 1/32 DIA., ALSO TO REWORK TRUMPET BY CUTTING 1/2" OFF END.

55-79 Y	1892163 1	N.L.	HORN, F NOTE
55-70 Y	1892164 1	N.L.	HORN, A NOTE
65-80 Y	1892162 1	N.L.	HORN, D NOTE
76-79 Y	1892164 1	N.L.	HORN, A NOTE
76-82 Y	1892246 1	24.55	HORN, C NOTE
76-77 Y	1892247 1	21.80	HORN, F NOTE
81-82 Y	1892164 1	N.L.	HORN, A NOTE
67-82 Y W/T&T WHL.	3910765 1	.40	SHIM, HORN BUTTON CAP

2.815 RELAY-WIRE, Horn

55-62 Y (12 VOLT)	1116781 1	9.70	RELAY
63-66 Y	1115824 1	9.30	RELAY
66-71 Y	1115889 1	12.95	RELAY, W/BUZZER
68-77 Y W/ANTI-THEFT	1115878 1	9.30	RELAY (2.195)
72-73 Y	3996283 1	10.75	RELAY
74-78 Y	344813 1	4.50	RELAY, CONTACT
74-82 Y	14029600 1	7.45	RELAY, CONTACT
82 Y	12021893 1	5.75	WIRE, HORN JPR

2.819 BUSHING-CARRIER-CONNECTOR -CONTACT-CUP-INSULATOR-RETAINER-RING-SCREW-SPRING-SUPPORT, Horn Button Blowing

75-77 Y W/CUSTOM WHL. (N31)	9754764 1	.53	BUSHING, HORN BUTTON CAP ADAP
70-82 Y W/T&T WHL.	7811996 1	8.00	CARRIER, W/CANC CAM, HORN CONTACT
53-62 Y	759037 1	2.10	CONNECTOR (BRUSH 17/32 O.L.)
56-62 Y	761403 1	16.50	CONTACT
64-66 Y (EXC. TEL. WHL.)	5955202 1	.81	CONTACT
67-82 Y	3916047 1	1.70	CONTACT, W/EYELET AND SPRING
67 Y (EXC. TEL. WHL.)	3901330 1	7.80	CONTACT
67-82 Y W/T&T WHL.	3949103 1	7.80	CONTACT, UPR
68 Y (EXC. TEL. WHL.)	9751046 1	7.80	CONTACT
69-75 Y (EXC. T.W., TEL. WHL.)	9751046 1	7.80	CONTACT
69-75 Y W/T.W., TEL. WHL.	3949105 1	6.00	CONTACT, LWR
76 Y	9753517 1	7.80	CONTACT, UPR (W/SPT. WHL.)
76-82 Y W/T&T WHL.	3994426 1	6.00	CONTACT, LWR
75-76 Y (EXC. T&T WHL.)	9748190 1	3.85	CUP, HORN BUTTON CAP
62 Y	768233 1	1.80	INSULATOR, CONTACT
68-70 Y	382117 1	.32	INSULATOR, CONTACT
71 Y	409190 1	.32	INSULATOR, CONTACT
71-73 Y W/SPORT WHL(N34)	9755872 1	1.90	INSULATOR, HORN BLO SPR
72 Y	382117 1	.32	INSULATOR, CONTACT
73-78 Y (EXC. T.W., TEL. WHL.)	409190 1	.32	INSULATOR, CONTACT
73-76 Y W/T.W., TEL. WHL.	382117 1	.32	INSULATOR, CONTACT
75-76 Y (EXC. T&T WHL.)	9755872 1	1.90	INSULATOR, CONTACT

CHASSIS WIRING-LAMPS

2.819 BUSHING-CARRIER-CONNECTOR-CONTACT-CUP-INSULATOR-RETAINER-RING-SCREW-SPRING-SUPPORT, Horn Button Blowing (Con't)

79-82 Y	409190	1	32	INSULATOR, CONTACT
70-82 Y W/T&T WHL.	7808385	1	2.20	RETAINER, SNAP RING HORN CONTACT CARR
76 Y W/CUSTOM WHL.	3994430	1	3.50	RETAINER, HORN BUTTON CAP
69-76 Y W/T.W., TEL. WHL.	5697735	1	1.55	RING, CARRIER LK
67-68 Y W/TEL. WHL.	3910764	3	.32	SCREW, HORN CONTACT (8-32 X 1 1/2)
69-82 Y W/T&T WHL.	3949107	3	.32	SCREW, CONTACT UPR
60-77 Y (EXC T.W., TEL. WHL.)	9749363	1	1.60	SPRING, HORN BUTTON
72-82 Y	404234	1	.30	SPRING, HORN CONTACT
78 Y W/CUSTOM WHL. (EXC. T&T WHL.)	9749363	1	1.60	SPRING, HORN CONTACT (BELLEVILLE)
76 Y W/T&T WHL.	9753107	1	12.85	SUPPORT, HORN CONTACT

2.820 CAP-EMBLEM-RETAINER, Horn Button

56-62 Y	760805	1	15.65	CAP (CHROME)
63-64 Y	3899365	1	13.15	CAP
65-66 Y (EXC. TEL. WHL.)	3899365	1	13.15	CAP
67 Y	3899365	1	13.15	CAP
68 Y	3957946	1	13.15	CAP (PAINT TO MATCH)
69-76 Y (EXC. T.W., TEL. WHL.)	3957946	1	13.15	CAP (PAINT TO MATCH)
69-76 Y W/T.W., TEL. WHL.	3957952	1	13.15	CAP (BLACK)
76 Y (EXC. CUST. WHL.)	340379	1	3.80	CAP (SADDLE)
76-80 Y W/CUST WHL (EXC T&T WHL.)	329736	1	3.60	CAP (BLACK)
76 Y W/CUST. WHL.	3994425	1	5.55	CAP (BLACK)
77 Y (EXC. T&T WHL.)	458919	1	3.75	CAP (SMOKE GREY)
77 Y (EXC. T&T WHL.)	459003	1	3.75	CAP (BUCKSKIN)
77-82 Y W/T&T WHL.	459082	1	6.05	CAP (PRIME FINISH)
82 YY07	9767514	1	39.00	CAP, STRG WHL HORN
76-80 Y (EXC. T&T WHL.)	3994423	1	5.95	EMBLEM, BUTTON CAP
77 Y W/T&T WHL.	14020243	1	5.65	EMBLEM, BUTTON CAP
78 Y W/T&T WHL.	473082	1	5.65	EMBLEM, BUTTON CAP
79-81 Y W/T&T WHL.	14020243	1	5.65	EMBLEM, BUTTON CAP
82 Y	9767693	1	5.65	EMBLEM, STRG WHL HORN CAP
82 Y87	14044504	1	5.65	EMBLEM, STRG WHL HORN CAP
76-80 Y (EXC. T&T WHL.)	329738	1	.95	RETAINER, CAP
77-82 Y W/T&T WHL.	3945459	1	1.10	RETAINER, CAP

2.859 WIRE, Horn Lead

82 Y	10024717	1	11.70	WIRE, HORN JPR
------	----------	---	-------	----------------

2.892 CLIP-FLASHER, Direction Signal

65-68 Y (1ST DESIGN)	3986825	1	.35	CLIP, FLASHER
68-80 Y	3943610	1	.35	CLIP, T/SIG FLSHR
68 Y W/HORN ALARM SYSTEM	3986825	1	.35	CLIP, FLASHER
55-60 Y	491392	1	N.L.	FLASHER (2 BULB) (ZN232)
61-65 Y (EXC. BACK-UP LAMP)	491160	1	N.L.	FLASHER (3 BULB) (STAT. CO. NO. 143, 145, TUNG SOL NO 323, AP3734)
64-66 Y W/BACK-UP LAMP	491392	1	N.L.	FLASHER (2 BULB) (STAMPED LF224)
67-69 Y	491160	1	N.L.	FLASHER (3 BULB) (STAT. CO. NO. 145, TUNG. SOL. NO. 323)
69-82 Y	491392	1	N.L.	FLASHER (2 BULB) (STAMPED LF224)

2.895 ARM-BEARING-CABLE-CONTACT KIT-COVER-LEVER-O RING-PLATE-SCREW-SPACER-SWITCH, Direction Signal

NOTE 1: 2ND DESIGN IDENT BY STRAIGHT TURN SIGNAL LEVER, WITH CORN LAMPS. 1ST DESIGN HAS BENT LEVER WITHOUT CORN LAMPS.

77 Y (EXC. T&T WHL.)	7826803	1	3.05	ARM, PIVOT
77-82 Y W/T&T WHL.	7827038	1	2.30	ARM, SIG SW
78 Y (EXC. T&T WHL.)	7827107	1	2.20	ARM, STRG COL SW ACTR
64-66 Y	5679205	1	N.L.	BEARING, CONT SW (6.521)
63-64 Y	3777469	1	2.30	CABLE, CONT SW
64-66 Y	5957066	1	1.10	CONTACT KIT, CONT SW CONTACT
76 Y	7804558	1	2.60	COVER, HORN WIRE PROTECTOR
74-76 Y W/TEL. WHL.	7814336	1	1.60	LEVER, HAZARD SW (2.575)
65-66 Y	463015	1	.54	O RING, CONT SW
64 Y (EXC. TEL. WHL.)	5955189	1	2.65	PLATE, CONT SW
65-67 Y (EXC. T.W., TEL. WHL.)	5957015	1	2.65	PLATE, CONT SW
65 Y W/TEL. WHL.	5957063	1	2.65	PLATE, ACTUATING
64-67 Y (EXC. T.W., TEL. WHL.)	3841575	1	.27	SCREW, CONT (10-32 X 1/2)
69 Y (EXC. T.W., TEL. WHL.)	7809128	1	.67	SCREW, SIG SW MT
70-82 Y	7809128	1	.67	SCREW, SIG SW MT
77 Y (EXC. T&T WHL.)	7825822	1	.75	SCREW, PIVOT ARM ATTACH.

CHASSIS WIRING-LAMPS

2.895 ARM-BEARING-CABLE-CONTACT KIT-COVER-LEVER-O RING-PLATE-SCREW-SPACER-SWITCH, Direction Signal (Con't)

77	Y (EXC. T&T WHL.)	7826172	1	.50	SPACER, SCREW
55-62	Y (12 VOLT)	5946173	1	28.25	SWITCH, W/WRG
63	Y	3824116	1	4.65	SWITCH
64-66	Y (EXC. T.W., TEL. WHL.)	910821	1	39.00	SWITCH
67-68	Y	5698520	1	39.75	SWITCH, DIR SIG AND TRAFFIC HAZARD (BOYNE)
69-79	Y (EXC. T.W., TEL. WHL.)	1997988	1	29.50	SWITCH, DIR SIG AND TRAFFIC HAZARD
69-76	Y W/T.W., TEL. WHL.	1893584	1	35.95	SWITCH, DIR SIG AND TRAFFIC HAZARD
76-79	Y W/T&T WHL. (1ST DESIGN 1979)	1997983	1	N.L.	SWITCH, DIR SIG AND TRAFFIC HAZARD (NOTE 1)
79-82	Y W/T&T WHL (2ND DESIGN 1979)	1997984	1	N.L.	SWITCH, DIR SIG AND TRAFFIC HAZARD (NOTE 1)

2.896 CAM-CAM CONVERSION KIT-CARRIER-SPRING, Direction Signal Switch Cancelling

67-68	Y (EXC. TEL. WHL.)	399292	1	1.25	CAM
67-68	Y W/TEL. WHL.	3901618	1	3.05	CAM
76-78	Y (EXC. T&T WHL.)	7812136	1	4.40	CAM
69-76	Y (EXC. T.W., TEL. WHL.)	7812210	1	4.40	CAM CONVERSION KIT, STRG COL TURN SIG CANCELLING
70-82	Y W/T.W., TEL. WHL.	7811996	1	8.00	CARRIER, W/CANC CAM, HORN CONTACT (2.819)
69-70	Y	1964784	RH	.14	SPRING, CANCELLING
69-70	Y	1964785	LH	.14	SPRING, CANCELLING
75-76	Y	1964784	RH	.14	SPRING, CANCELLING
75-76	Y	1964785	LH	.14	SPRING, CANCELLING
75-76	Y	1967685	1	.18	SPRING, LANE CHANGE

2.897 KNOB-LEVER, Direction Signal Control

NOTE 1: 1ST DESIGN LEVER SHAFT HAS A 30 DEGREE BEND TOWARD DRIVER, 2ND DESIGN LEVER HAS A STRAIGHT SHAFT.

53-63	Y	3782965	1	.71	KNOB, CONT LVR
67-70	Y	3898283	1	.88	KNOB, CONT LVR (BLACK)
70-71	Y	3973060	1	.50	KNOB, CONT LVR, T.W. REL LVR (BLACK)
53-62	Y	3783302	1	2.10	LEVER, CONT
63	Y	3783459	1	3.40	LEVER, W/KNOB, TILT WHL CONT
64-66	Y (EXC. T.W.)	3854303	1	.88	LEVER, CONT
67	Y	3854303	1	.88	LEVER, CONT
67-68	Y (EXC. CRUISE CONT.)	3909580	1	1.45	LEVER, CONT
69-71	Y (EXC. T.W., TEL. WHL.)	3961517	1	1.40	LEVER, CONT
69-71	Y W/T.W., TEL. WHL.	3951240	1	2.20	LEVER, CONT
72-77	Y W/T.W., TEL. WHL.	3996243	1	3.80	LEVER, W/KNOB
73-76	Y (EXC. T.W., TEL. WHL.)	14005066	1	2.65	LEVER, W/KNOB
77	Y	459344	1	9.50	LEVER, W/KNOB, DIR SIG WSWA & DIM SW
78-79	Y (EXC. CRUISE CONT.)	475877	1	1.60	LEVER, W/KNOB
78-79	Y W/CRUISE CONT. (EXC. T&T WHL.)	25030185	1	48.50	LEVER, W/SW, T/SIG AND CRUISE CONT & D/SW
78-79	Y W/CRUISE CONT., T&T WHL. (1ST DESIGN-1979)	25030522	1	46.75	LEVER, W/SW, T/SIG AND CRUISE CONT & D/SW (NOTE 1)
78-82	Y W/T&T WHL (EXC CRUISE CONT)	14009242	1	3.10	LEVER, W/KNOB, DIR SIG & D/SW CONT
79	Y W/CRUISE CONT, T&T WHL (2ND DESIGN)	25030492	1	37.00	LEVER, W/SW, T/SIG AND CRUISE CONT & D/SW (NOTE 1)
80	Y W/CRUISE CONT (K30), T&T WHL	25030492	1	37.00	LEVER, W/SW, T/SIG AND CRUISE CONT & D/SW
81-82	Y W/CRUISE CONT (K35)	25031169	1	38.64	LEVER, W/SW, T/SIG AND CRUISE CONT & D/SW

2.906 COVER-CUP-SCREW-SHIELD-SUPPORT, Direction Signal Switch

69-77	Y (EXC. T.W., TEL. WHL.)	7804558	1	2.60	COVER, SIG SW AND HORN WIRE PROTR
69-76	Y W/T.W., TEL. WHL.	7805987	1	50.25	COVER, W/LOCK
69-82	Y W/T.W., TEL. WHL.	7833471	1	3.50	COVER, SIG SW AND HORN WIRE PROTR
77-78	Y (EXC. T&T WHL.)	7827561	1	4.25	COVER, SIG SW AND HORN WIRE PROTR
78	Y (EXC. TILT WHL.)	7804558	1	2.60	COVER, SIG SW AND HORN WIRE PROTR
71-76	Y	7804413	1	.83	CUP, STRG COL SIG SW HSG THRUST
69-79	Y (EXC. T.W., TEL. WHL.)	7806867	4	.38	SCREW, SIG SW HSG
69-76	Y W/T.W., TEL. WHL.	7806057	1	5.25	SHIELD, SIG LVR OPG

CHASSIS WIRING-LAMPS

2.906 COVER-CUP-SCREW-SHIELD-SUPPORT, Direction Signal Switch (Con't)

69-71 Y W/T.W., TEL. WHL. 7807635 1 33.25 SUPPORT, SIG HSG (6.518)

CHASSIS WIRING—LAMPS

SPARK PLUG WIRES

PLUG NO.1	PLUG NO.2	PLUG NO.3	PLUG NO.4	PLUG NO.5	PLUG NO.6	PLUG NO.7	PLUG NO.8
--------------	--------------	--------------	--------------	--------------	--------------	--------------	--------------

1982

Y 12002175 12002176 12002176 12002174 12002170 12002170 12002169 12002082

[illegible]

1981 GENERATOR CHART

PRODUC- TION NUMBER	AMP.	DIV.	USAGE	SERV. NUMBER
1100110	(42)	1 5	A (231A)	1103060
		1	B (231A, 350N)	1103060
		1	F (231A)	1103060
		34	A (231A)	1103060
		3	A (305H/267)	1103060
		3	B (231 A, 267)	1103060
		4	B w/(4.1-4/231A)	1103060
1100111	(63)	1 5	A (305H/350L/267)	1103061
		1	B (350N/305H/350L/267)	1103061
		23	A (305 H/267)	1103061
		3	B (267)	1103061
		4	A (305 H/267)	1103061
		4	B, C (267)	1103061
1100113	(63)	1234	X (2.8X)	1103061
		1	B (350N) w/A.C.	1103061
1100124	(63)	2	B (350N) HD CLG	1103061
1100138	(42)	12	T	1103060
1100139	(63)	12	T	1100139
1100140	(37)	CT	C2 03 (250)	1103060
		CT	C2 03 (292) w/P/S	1103060
		CT	C2 43 (292) w/P/S	1103060
		CT	C3 K203 K309, 310 (292)	1103060
		CT	CK1 03, 16 (250)	1103060
		CT	G12 (250)	1103060
1100141	(37)	CT	C2 03, 43 (292) Exc. P/S	1103060
1100142	(63)	CT	C1 03, 16 (305L/305F/305G)	1103061
		CT	C2 03 (454/305L/350L/350M)	1103061
		CT	C2 43 CK 309, 310 (454/350M)	1103061
		CT	C 314 (454/350M)	1103061
		CT	C 314 (350)	1103061
		CT	CK 12 06	1103061
		CT	K1 03, 16 (305L/350L)	1103061
		CT	K2 03 (350L/350M)	1103061
		CT	K314 (454/350M)	1103061
		CT	G12 (400R, 305G, 350L)	1103061
		CT	G 313	1103061
		CT	G 313 32	1103061
		CT	G 316	1103061
		CT	P2 (350M)	1103061
		CT	P3 42 (454/350M)	1103061
		CT	P3 32	1103061

1981 GENERATOR (Continued)

GM97

PRODUCTION NUMBER	AMP.	DIV.	USAGE	SERV. NUMBER
1100143	(55)	CT	C2 03 (350)	1103061
		CT	C2 03 (292) w/AC	1103061
		CT	C2 43 (292) w/AC	1103061
		CT	C3 K203 K309, 310 (292)	1103061
		CT	CK1 03, 16 (250)	1103061
		CT	G12 (250)	1103061
1100145	(37)	CT	C1 0316	1103060
		CT	C2 03 (454W/305H/350L/350M)	1103060
		CT	C243, C3, K309, 310 (454W/350M)	1103060
		CT	CK 12 06	1103060
		CT	K1 03, 16 (305H/350L)	1103060
		CT	K2 03 (350L/350M)	1103060
		CT	G12 (305F, G, H, 350L)	1103060
		CT	G3 03, 05, 06	1103060
1100146	(63)	CT	C2 03 (250)	1103061
		CT	C2 03, 43	1103061
		CT	C3, K2, K309, 310 (292)	1103061
		CT	CK1 03, 16 (250)	1103061
		CT	K314 (292)	1103061
		CT	G12 (250)	1103061
		CT	P2 (292)	1103061
		CT	P3 42 (292) w/JB7, JB8	1103061
1100148	(55)	CT	C1 03, 16 (305F, G, H)	1103061
		CT	C2 03 (454W/305H/350L/350M)	1103061
		CT	C2 43, C3, K309, 310 (454W/350M)	1103061
		CT	CK 12 06	1103061
		CT	K1 03, 16 (305H/350L)	1103061
		CT	K2 03 (350L/350M)	1103061
		CT	G12 (305F, G, H, 350L)	1103061
		CT	G3 03, 05, 06	1103061
1100149	(63)	CT	C1 03 (350N) (Exc. AC)	1103061
1100150	(42)	CT	G12 (250)	1103060
		CT	P2 (292)	1103060
		CT	P3 42 (292) w/JB7,	1103060
		CT	P3 42 (292) w/JB7 (Exc. B3M)	1103060
1100151	(42)	CT	G12 (305F, G, H, 350L)	1103060
		CT	G3 03, 05, 06	1103060
		CT	P2 (350M)	1103060
		CT	P3 42 (350M) (Exc. B3M)	1103060
1100152	(63)	CT	C2 03, 43 (292) (Exc. AC, P/S)	1103061
1100153	(42)	CT	P1	1103060
		CT	P2 (292)	1103060
		CT	P3 42 (292) w/JB7 (Exc. P/S)	1103060

1981 GENERATOR CHART (Continued)

GM98

PRODUC- TION NUMBER	AMP.	DIV.	USAGE	SERV. NUMBER
1100155	(55)	CT	C2 03, 43 (292) (Exc. AC, P/S)	1103061
1100156	(55)	2	A (350N)	1103061
		3	B (307) w/NM6 (Export)	1103061
		3	A, B, C (Diesel)	1103061
		4	A, B (Diesel, 307)	1103061
		4	B (307) (Exc. A.I.R.)	1103061
1100162	(63)	12	X (2.8Z)	1103061
1100163	(42)	1	XX (2.8Z)	1103060
1100164	(55)	3	A (307/260F)	1103061
		3	B (260F)	1103061
		4	B (307) w/A.I.R.	1103061
1100167	(63)	2	A, (4.3S, 301W)	1103061
		4	A (4.3S)	1103061
		2	B (4.3S)	1103061
1100168	(63)	2	F (4.3S/301W)	1103061
1101037	(70)	1234	X (2.8X)	1101040
		12345	A (231A)	1101040
		1	B (350N, 231A)	1101040
		2 4	A (350N)	1101040
		2 4	B (350N, 307, 231A)	1101040
		34	B, C (260, 4.1-4)	1101040
		34	E, (350N, 307, 4.1-4)	1101040
		3	A (260, 307)	1101040
		3	A (350N) (Exc. U21 Gages)	1101040
1101044	(70)	1	BL, BN 47, 69 (231A) (Exc. AC)	1101040
		6	C, E, K	1101040
1101045	(85)	34	A (231A) (Exc. AC)	1101097
		3	B (231A) (Exc. AC)	1101097
		4	A, B (305H, 267)	1101097
		4	B (4.1-4/231A, 350N) (Exc. A.C.)	1101097
		4	B (307) (Exc. A.C., A.I.R.)	1101097
1101046	(80)	6	C, D, Z, E, K	1101050
1101050	(100)	6	C, D, Z, K	1101050
1101060	(80)	4	B, C (350X)	1101061
1101064	(80)	CT	P3 (292) w/B3M	1101061
1101067	(70)	1234	X (151-5)	1101040

1981 GENERATOR CHART (Continued)

GM99

PRODUC- TION NUMBER	AMP.	DIV.	USAGE	SERV. NUMBER
1101068	(70)	3	A (350N) w/GA	1101070
1101075	(70)	1	Y	1101070
1101079	(70)	12	T	1101092
1101082	(70)	4	A (231-3)	1101040
		1	AZ (231-3)	1101040
1101084	(85)	34	A (231A)	1101097
		34	B, C (4.1-4, 231A, 350N)	1101097
		34	E (4.1-4)	1101097
		4	X (2.8X)	1101097
		4	A (350N)	1101097
		4	B (307)	1101097
1101085	(85)	4	A (4.3S/301W)	1101097
1101086	(85)	4	X (2.5-5)	1101097
1101088	(70)	1	A (229, 305H, 350L, 267, 231A)	1101040
		1	B (229, 305H, 350L, 267)	1101040
		1	F	1101040
		1234	A (231A) (Exc. A.C.)	1101040
		1234	B (305H/267)	1101040
		123	B (231A)	1101040
		12	F (305H/267)	1101040
		34	A, B (350N) (Exc. A.C.)	1101040
		34	B (267)	1101040
		34	B (307) (Exc. A.C., A.I.R.)	1101040
		4	B (4.1-4) (Exc. A.C.)	1101040
1101095	(70)	12	X (2.8Z)	1101040
1101437	(70)	1	F (231A)	1101040
		2	A (231A, 301W)	1101040
		2	B (4.3S)	1101040
		2	F (231A, 4.3S, 301W)	1101040
		4	A (4.3S)	1101040
1103088	(55)	12	A, B (305H, 350L, 267)	1103061
		1	F (231A, 305H, 350L, 267)	1103061
		2	B (231A)	1103061
		2	F (231A, 305H, 267)	1103061
		4	A (305H/267)	1103061
		4	B (267)	1103061
1103091	(63)	12	A (229)	1103061
		1	BL, BN 47, 69 (229)	1103061
		1	Y	1103061

1981 GENERATOR CHART (Continued)

GM100

PRODUC- TION NUMBER	AMP.	DIV.	USAGE	SERV. NUMBER
1103092	(55)	12	A (229)	1103061
		1	F (229)	1103061
1103103	(63)	CT	C1 03 (350N) w/AC	1103061
1103151	(63)	3	A (350N) (Exc. AC)	1103151
1103161	(37)	1	A (229)	1103060
		1	BL, BN 47, 69 (229)	1103060
		1	F (229)	1103060
1103162	(37)	1	A (305H, 267)	1103060
		1	F (305H, 350L, 267)	1103060
1103187	(42)	1234	X (2.5-5)	1103060

1981 GENERATOR CHART

GROUP	DESCRIPTION	QTY	1	2	3	4	5
GENERATOR (SERVICE)							
			1100109 (63 AMP)	1101040 (70 AMP)	1101050 (100 AMP)	1101061 (80 AMP)	1101070 (70 AMP)
2.274	BAFFLE, fan	1	—	—	1892218	—	—
2.306	BEARING, ball drive end	1	907998	1893306	1893306	1893306	1893306
2.298	BEARING, roller slip ring end	1	7451931	1975322	9436831	9436831	1975322
2.316	BOLT, through	4	1956975	1956975	801810	801810	1956975
2.313	BOOT, regulator terminal	1	1876806	—	—	—	—
2.393	BRACKET, capacitor	1	1869573	—	1869573	1869573	—
2.319	BRIDGE, rectifier — positive	1	1875627	1975313	—	—	1975313
2.291	BRUSH, holder & brush assembly	1	801466	1975323	801466	801466	1975323
2.298	BUSHING, slip ring mtg hinge	1	—	—	1976143	1976143	—
2.319	CAPACITOR ASSEMBLY	1	1978146	1978146	1978146	1978146	1978146
2.307	COLLAR, outside drive end	1	—	1959991	1978250	1978250	1959991
2.307	COLLAR, shaft inside drive end	1	1978059	1975350	1978250	1978250	1975350
2.313	CONNECTOR & BATTERY TERMINAL	1	—	—	801815	801815	—
2.313	CONNECTOR, relay terminal to rectifier ..	1	—	—	—	1852032	—
2.319	DIODE TRIO	1	1971528	1975328	1977064	1977064	1975328
2.274	FAN	1	1978057	1978026	801808	—	1978026
2.305	FRAME, drive end	1	1976092	1975331	1976049	1976049	1975331
2.297	FRAME, slip ring end	1	1974939	1975310	1976141	1976141	1975310
2.280	LOCKWASHER - SHAFT NUT, drive end ..	1	1941978	1941978	1941978	1941978	1941978
2.280	NUT - SHAFT, drive end	1	1915172	1915172	1915172	1915172	1915172
8.915	NUT, rectifier bridge	3	120622	120622	120622	120622	120622
8.939	PIN - DOWEL, slide ring end	1	—	—	455532	455532	—
2.307	PLATE ASSEMBLY, ball bearing retainer ..	1	1971993	1971993	1971993	1971993	1971993
2.274	PULLEY, generator	1	1978065	—	1893675	—	—
2.319	RECTIFIER BRIDGE	1	1875627	1975313	1875645	1875645	1975313
2.500	REGULATOR	1	1116387	1116387	1116387	1116387	1116387
2.313	RELAY TERMINAL PKG.	1	—	—	—	1852519	1851714
2.319	RESISTOR, regulator to brush ground	1	830478	830478	830478	830478	830478
2.279	ROTOR ASSEMBLY	1	1876163	1975333	1877057	1877057	1975333
2.414	SCREW ASSEMBLY, pan head slotted tap ..	1	1891239	1891239	1891239	—	1891239
2.307	SCREW, ball bearing retaining plate	3	1965104	1965104	1965104	1965104	1965104
2.291	SCREW, brush holder attach/grd	1	1876682	1975737	1876808	1876808	1975737
2.291	SCREW, brush holder attach/insul.	2	1876681	1876681	1876681	1876681	1876681
2.319	SCREW, capacitor bracket & lead	1	1891239	1891239	1891239	1891239	1891239
2.319	SCREW, rectifier bridge attach	1	1876668	1876668	1876668	1876668	1876668
2.286	SPRING, brush	1	1977357	1975325	1977357	1977357	1975325
2.310	STATOR ASSEMBLY	2	1971639	1975303	1892941	801818	1975303
2.313	TERMINAL PKG, battery	1	1975471	1975471	1977747	1977747	1975471

1981 GENERATOR CHART

GROUP	DESCRIPTION	QTY	6	7	8	9	10
			GENERATOR (SERVICE)				
			1101092 (85 AMP)	1101097 (85 AMP)	1103060 (42 AMP)	1103061 (63 AMP)	1103151 (63 AMP)
2.274	BAFFLE, fan	1	—	—	—	—	—
2.306	BEARING, ball drive end	1	907998	907998	907998	907998	907998
2.298	BEARING, roller slip ring end	1	1975322	1975322	7451931	7451931	7451931
2.316	BOLT, through	4	1956975	1956975	1956975	1956975	1956975
2.313	BOOT, regulator terminal	1	—	—	1876806	1876806	—
2.393	BRACKET, capacitor	1	—	—	1869573	1869573	1869573
2.319	BRIDGE, Rectifier — positive	1	1975313	1975313	1875627	1875627	1875627
2.291	BRUSH, holder & brush assembly	1	1975323	1975323	801466	801466	801466
2.298	BUSHING, slip ring mtg hinge	1	—	—	—	—	—
2.319	CAPACITOR ASSEMBLY	1	1978146	1978146	1978146	1978146	1978146
2.307	COLLAR, outside drive end	1	1978940	1978940	1978250	1978250	1978250
2.307	COLLAR, shaft inside drive end	1	1975350	1975350	—	—	1978059
2.313	CONNECTOR & BATTERY TERMINAL	1	—	—	—	—	—
2.313	CONNECTOR, relay terminal to rectifier ..	1	—	—	—	—	—
2.319	DIODE TRIO	1	1975328	1975328	1971528	1971578	1971578
2.274	FAN	1	1978026	1978026	—	—	1978057
2.305	FRAME, drive end	1	1979011	1975331	1974937	1974937	1974937
2.297	FRAME, slip ring end	1	1975310	1975310	1974939	1974939	1974939
2.280	LOCKWASHER — SHAFT NUT, drive end ..	1	1941978	1941978	1941978	1941978	1941978
2.280	NUT — SHAFT, drive end	1	1915172	1915172	1915172	1915172	1915172
8.915	NUT, Rectifier bridge	3	120622	120622	120622	120622	120622
8.939	PIN — DOWEL, slide ring end	1	—	—	—	—	—
2.307	PLATE ASSEMBLY, ball bearing retainer ..	1	1971993	1971993	1971993	1971993	1971993
2.274	PULLEY, generator	1	—	—	—	—	1978065
2.319	RECTIFIER BRIDGE	1	1975313	1975313	1875627	1875627	1875627
2.500	REGULATOR	1	1116387	1116387	1116387	1116387	1116387
2.313	RELAY TERMINAL PKG	1	—	—	—	—	1851714
2.319	RESISTOR, regulator to brush ground	1	830478	830478	830478	830478	830478
2.279	ROTOR ASSEMBLY	1	1975333	1975333	1876163	1876163	1876163
2.414	SCREW ASSEMBLY, pan headed slotted tap ..	3	1891239	1891239	1891239	1891239	1891239
2.307	SCREW, ball bearing retaining plate	1	1965104	1965104	1965104	1965104	1965104
2.291	SCREW, brush holder attach/grd	1	1975737	1975737	1876682	1876682	1876682
2.291	SCREW, brush holder attach/insul	2	1876681	1876681	1876681	1876681	1876681
2.319	SCREW, capacitor bracket & lead	1	1891239	1891239	1891239	1891239	1891239
2.319	SCREW, rectifier bridge attach	1	1876668	1876668	1876668	1876668	1876668
2.286	SPRING, brush	2	1975325	1975325	1977357	1977357	1977357
2.310	STATOR ASSEMBLY	1	1975987	1975987	1971639	1971639	1971639
2.313	TERMINAL PKG, battery	1	1975471	1975471	1975471	1975471	1975471

[illegible]

CHASSIS WIRING—LAMPS

1982 GENERATOR CHART

PRODUC- TION NUMBER	DIV.	USAGE	COLUMN
01101075	1	Y	1
01103091	1	Y	2

CHASSIS WIRING—LAMPS

1982 GENERATOR CHART
(PRODUCTION)

GROUP	DESCRIPTION	QTY	1	2	3	4	5
2.275	GENERATOR (PRODUCTION)	1	1101075 (70AMP)	1103091 (63AMP)	—	—	—
2.275	GENERATOR (SERVICE)	1	1101070 (70AMP)	1103061 (63AMP)	—	—	—
2.306	BALL BEARING, DRIVE END	1	1893306	907998	—	—	—
2.298	BEARING, ROLLER, SLIP RING END	1	1975322	9436831	—	—	—
2.393	BRACKET, CAPACITOR	1	—	1869573	—	—	—
2.291	BRUSH, HOLDER & BRUSH	1	1975323	801466	—	—	—
2.319	CAPACITOR	1	—	830890	—	—	—
2.319	CAPACITOR & BRACKET	1	1978146	—	—	—	—
2.307	COLLAR, SHAFT, INSIDE DRIVE END	1	1975350	—	—	—	—
2.307	COLLAR, SHAFT, OUTSIDE DRIVE END	1	1978940	1978059	—	—	—
2.319	DIODE TRIO	1	1975328	1971528	—	—	—
2.274	FAN	1	1978026	1978057	—	—	—
2.305	FRAME, DRIVE END	1	1975331	1974937	—	—	—
2.297	FRAME, SLIP RING END	1	1975310	1974939	—	—	—
2.280	LOCKWASHER, SHAFT NUT, DRIVE END	1	1941978	1941978	—	—	—
8.915	NUT, RECTIFIER BRIDGE	3	120622	120622	—	—	—
2.280	NUT, SHAFT, DRIVE END	1	1915172	1915172	—	—	—
2.307	PLATE, BALL BEARING RETAINER	1	1971993	1971993	—	—	—
2.274	PULLEY	1	1979359	1978065	—	—	—
2.319	RECTIFIER BRIDGE	1	1975313	1875627	—	—	—
2.500	REGULATOR	1	1116387	1116387	—	—	—
2.319	RESISTOR, REGULATOR TO BRUSH GROUND	1	830478	830478	—	—	—
2.279	ROTOR	1	1975333	1876163	—	—	—
2.307	SCREW, BALL BEARING RETAINER PLATE ATTACH	3	1965104	1965104	—	—	—
2.291	SCREW, BRUSH HOLDER ATTACH (GRD)	1	1975737	1876682	—	—	—
2.291	SCREW, BRUSH HOLDER ATTACH (INSUL)	2	1876681	1876681	—	—	—
2.319	SCREW, CAPACITOR BRACKET & LEAD	2	1851612	1851612	—	—	—
2.319	SCREW, RECTIFIER BRIDGE ATTACH	1	1876668	1876668	—	—	—
2.286	SPRING, BRUSH	2	1975325	1964117	—	—	—
2.310	STATOR	1	1975303	1971639	—	—	—
2.313	TERMINAL PKG, BATTERY	1	1975471	1975471	—	—	—
2.316	THRU BOLT	4	1956975	1956975	—	—	—



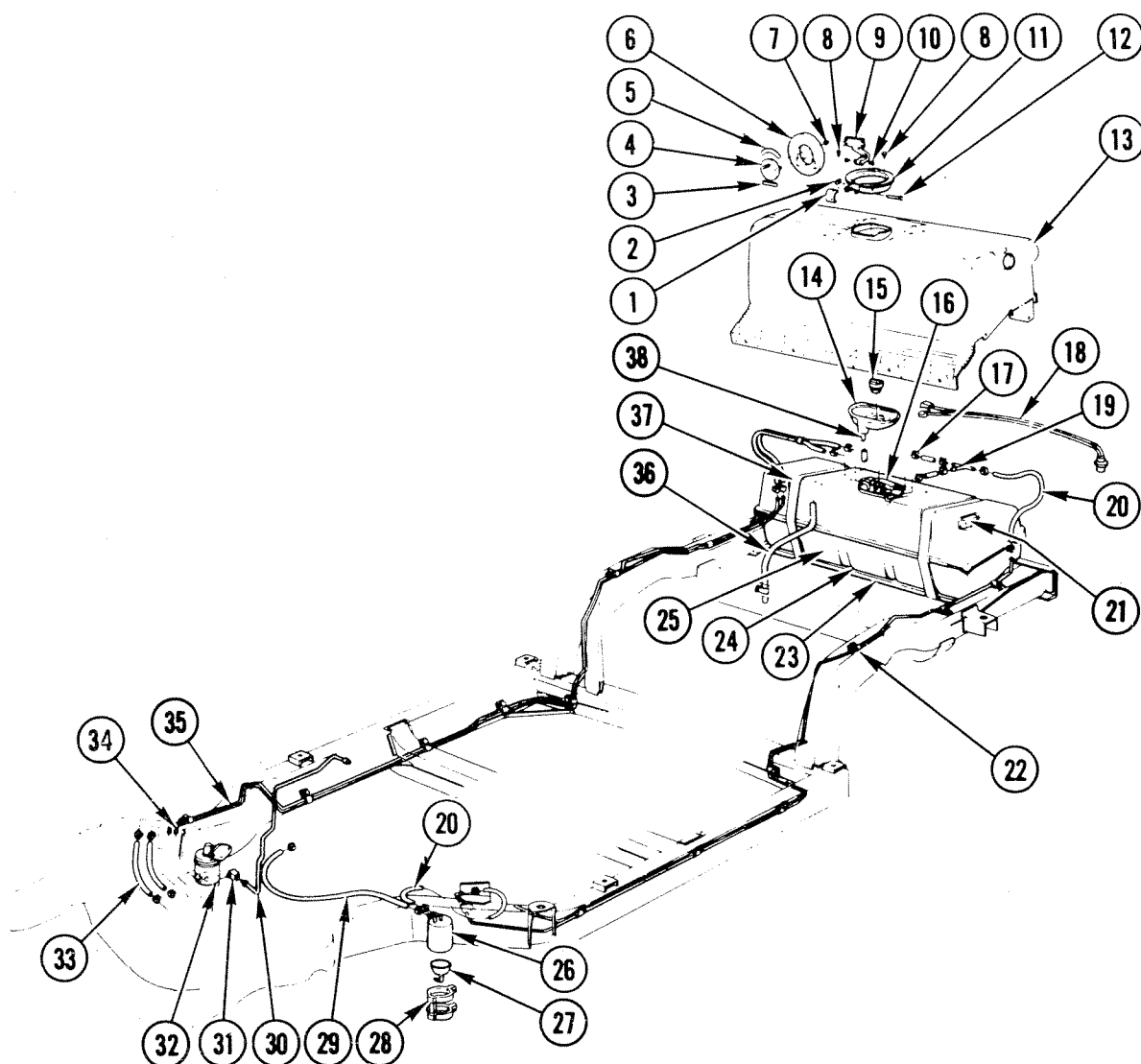
CHEVROLET CHASSIS GROUP 3.000



ILLUSTRATION INDEX

TITLE	PAGE	TITLE	PAGE
1968-81 FUEL SUPPLY SYSTEM.....	3-1	1976-81 "Y" A.I.R. SYSTEM.....	3-28
1982 "Y" FUEL SUPPLY & EVAPORATIVE SYSTEM.....	3-2	1982 "Y" A.I.R. SYSTEM.....	3-30
1969-72 "Y" ACCELERATOR PEDAL, ROD AND BRACKET.....	3-4	1982 "Y" HOOD AIR INTAKE.....	3-32
1968-72 "Y" ACCELERATOR CONTROL CABLE....	3-4	1982 "Y" T.B.I. ASSEMBLY & AIR CLEANER...	3-33
1973-82 "Y" ACCELERATOR CONTROLS.....	3-5	1982 "Y" THROTTLE BODY INJECTION UNIT.	3-34
1977-78 "Y" CRUISE CONTROL.....	3-6	1955-69 ROCHESTER 2 BBL. CARBURETOR- THROTTLE BODY AND BOWL.....	3-36
1979-82 "Y" CRUISE CONTROL.....	3-7	1955-69 ROCHESTER 2 BBL. CARBURETOR- HORN AND CHOKE.....	3-37
1967-69 427 CU IN 3 X 2 BBL FUEL PIPES AND PUMP.....	3-8	1964-72 HOLLEY 4 BBL. CARBURETOR.....	3-38
1970 "Y" CARBURETOR MOUNTING.....	3-8	1956-69 ROCHESTER 4 BBL. CARBURETOR AIR HORN ASM.....	3-40
1970-74 "Y" 454 CARBURETOR FUEL SPARK PIPES AND HOSES.....	3-9	1956-69 ROCHESTER 4 BBL. CARBURETOR THROTTLE BODY AND BOWL.....	3-41
1971-72 "Y" 454 H/PER. CRANKCASE VENTILA- TION.....	3-10	ROCHESTER 4 BBL. (QUADRAJET) FLOAT BOWL PARTS.....	3-42
1973-75 "Y" POSITIVE CRANKSHAFT VENTILA- TION (PCV).....	3-11	ROCHESTER 4 BBL. (QUADRAJET) AIR HORN PARTS.....	3-43
1976-79 "Y" AIR CLEANER & EMISSION PARTS.	3-12	ROCHESTER 4 BBL. (QUADRAJET) THROTTLE BODY PARTS.....	3-44
1980 "Y" 305/350 V8 ENGINE AIR CLEANER & EMISSION PARTS.....	3-14	1961-70 CARTER 4 BBL. CARBURETOR BOWL....	3-45
1981 "Y" 5.7 LITER V8 ENGINE EMISSION CONTROLS (L81-350).....	3-16	1961-70 CARTER 4 BBL. CARBURETOR AIR HORN ASM.....	3-46
1981 "Y" ELECTRONIC EMISSION CONTROL.	3-18	ROCHESTER 4 BBL. CARBURETOR.....	3-48
1982 "Y" ELECTRONIC EMISSION CON- TROLS.....	3-20	1967-69 "Y" 3 X 2 CARBURETOR LINKAGE.....	3-50
1968 "Y" AIR CLEANER AND VENT HOSES....	3-22	1975-79 "Y" CARBURETOR & CHOKE PIPES.....	3-51
1968 "Y" DIVERTER VALVE AND A.I.R. HOSES.....	3-22	1973-76 "Y" CARBURETOR AIR CONTROL.....	3-51
1968-69 "Y" "427" DIVERTER VALVE AND A.I.R. HOSES.....	3-23	1969 "Y" SIDE MOUNTED EXHAUST.....	3-52
1967-69 "Y" 3 X 2 AIR CLEANER AND A.I.R. HOSES.....	3-24	1968-72 "Y" MUFFLER, TAILPIPE & FRAME AT- TACHMENT.....	3-53
1970-76 "Y" V-8 ENG. 350 A.I.R. PUMP MOUNT- ING.....	3-25	1968-73 "Y" FRONT EXHAUST PIPES.....	3-54
1970-76 "Y" 350 SPEC. H/P DIVERTER VALVE....	3-25	1968-74 "Y" EXHAUST PIPES W/T.H.....	3-55
1974 "Y" AIR CLEANER AND SEAL, CAR- BURETOR AND CHOKE.....	3-26	1974 "Y" EXHAUST SYSTEM.....	3-56
1973-75 "Y" AIR INJECTOR REACTOR (A.I.R.).....	3-27	1975 "Y" EXHAUST SYSTEM.....	3-57
		1976-79 "Y" EXHAUST SYSTEM.....	3-58
		1980-81 "Y" EXHAUST SYSTEM.....	3-59
		1982 "Y" EXHAUST SYSTEM.....	3-60
		1976-80 EMISSION CONTROL DEVICES.....	3-62
		1976-80 EMISSION CONTROL DEVICES.....	3-64

V3-4

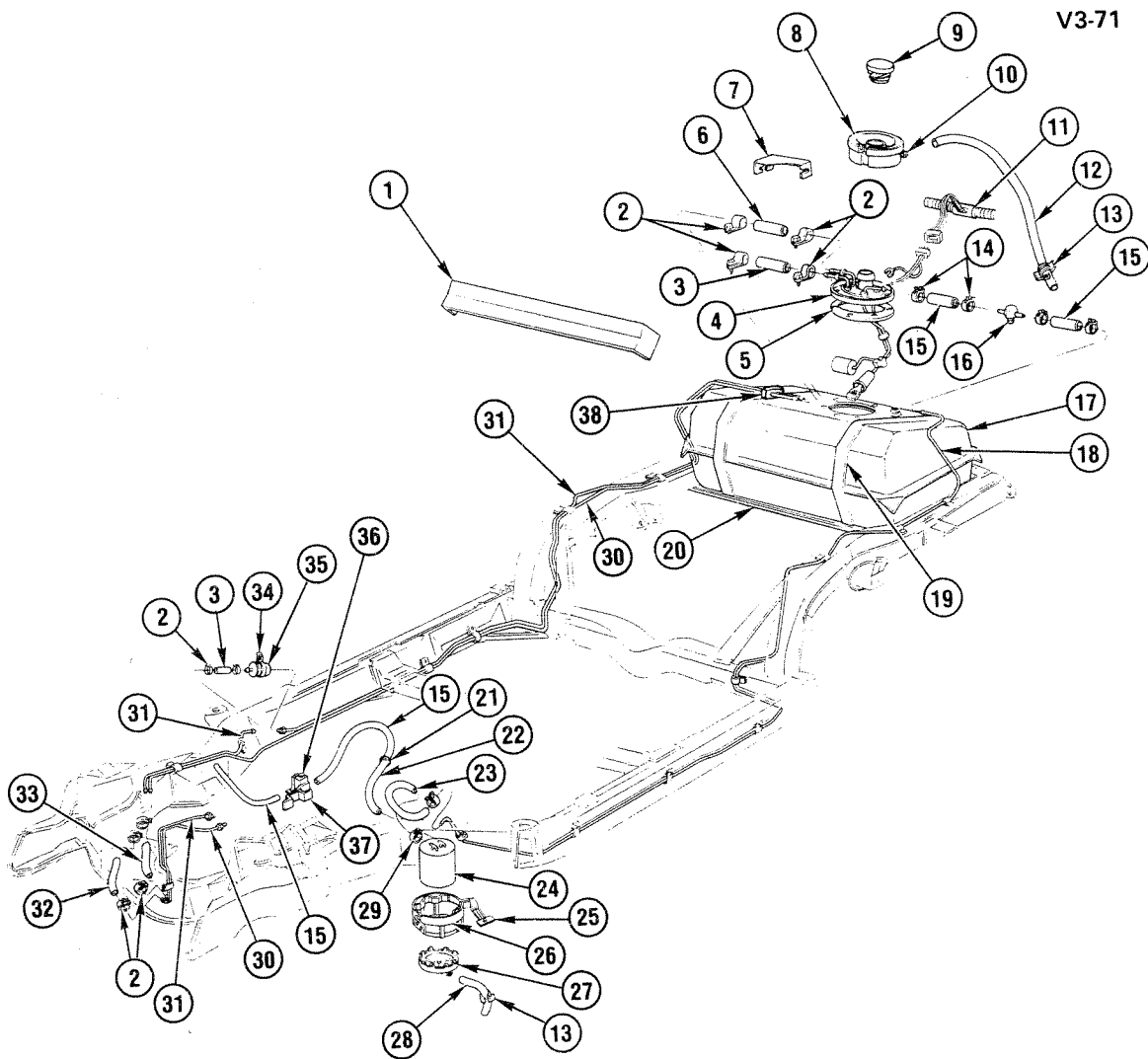


V3-4

1968-81 FUEL SUPPLY SYSTEM

1. SPRING, Filler Door Hinge	12.945	20. HOSE, Fuel Return Pipe Rear	N.S.
2. RING (1/8")	8.934	21. BLADDER ASM, Fuel Tank (1975-77)	3.001
3. DECAL, Fuel Filler Door	3.028	22. CLIP, Fuel Feed Pipe	3.162
4. EMBLEM, Fuel Door	12.945	23. SUPPORT, Fuel Tank	3.015
5. DECAL (Serviced by #3)	N.S.	24. ANTI-SQUEAK, Fuel Tank	N.S.
6. DOOR, Gas Tk Fil Neck Compt	12.945	25. TANK ASM, Fuel	3.001
7. NUT (#10-24)	8.921	26. CANISTER ASM, Fuel Vapor	3.130
8. BUMPER, Door	12.945	27. CAP, Fuel Vapor Canister Drain	3.130
9. HINGE, Fuel Tank Fil Dr	12.945	28. SUPPORT ASM, Fuel Vent Canister	3.130
10. BUSHING, Filler Door Hinge Pin	12.945	29. HOSE (5/16" ID x 40")	8.962
11. BEZEL ASM, Fuel Tank Filler Door	12.945	30. PIPE ASM, Carb Fuel (Cut from Bulk)	N.S.
12. PIN, Tank to Fill Door	12.945	31. ELBOW (90° .375)	8.963
13. COVER, Fuel Tank (1975-77)	3.015	32. PUMP ASM, Fuel	3.900
14. SEAL, Fuel Tank Filler Neck	3.008	33. HOSE, Fuel Feed	N.S.
15. CAP ASM, Fuel Tank	3.028	34. PIPE, Fuel Feed (Cut from Bulk)	N.S.
16. METER, W/Fil Nk & Mtg Plt	3.107	35. PIPE, Fuel Feed	N.S.
17. CLAMP, Miniature Worm Drive Type	1.166	36. HOSE, Fuel Tank Filler Neck Drain	N.S.
18. WIRE ASM	N.S.	37. STRAP, Fuel Tank	3.022
19. TEE, Fuel Vapor Pipe Hose	9.281	38. NIPPLE, Filler Neck Drain Hose	3.003

NOTE: Items #17,19,20 & 26-29 were used beginning in 1970.



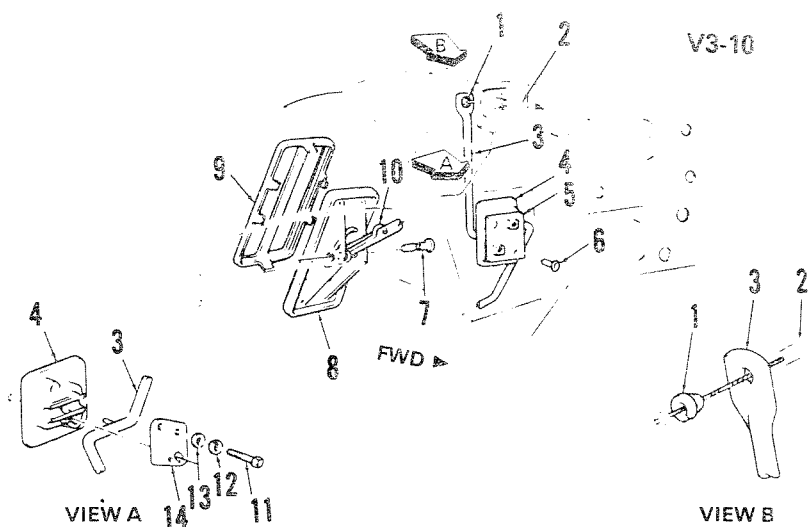
V3-71

1982 "Y" FUEL SUPPLY & EVAPORATIVE SYSTEM

1982 "Y" FUEL SUPPLY & EVAPORATIVE SYSTEM

1.	3.022	INSULATOR, F/Thk	14016156
2.	1.166	CLAMP, Worm Type (1/2" to 1")	1470029
3.	8.962	HOSE, Fuel & Oil Bulk (3/8" ID)	
4.	3.107	METER, Fuel (Tank Unit)	25003153
	3.900	PUMP, Fuel (In Tank)	6471925
	3.110	FILTER, Fuel (In Tank)	25055033
5.	3.008	GASKET, Fuel Tank Filler Neck	457997
6.	8.962	HOSE, Fuel & Oil Bulk (5/16" ID)	
7.	3.162	RETAINER, Fuel Hose	14033712
8.	3.008	SEAL, Fuel Tank Filler Neck	459068
9.	3.028	CAP, Fuel Tank	22503147
10.	3.003	NIPPLE, Gas Tank Neck Drain Hose	3849610
11.	13.090	HARNES, Body Wiring	12016413
12.	8.962	HOSE, Fuel Drain Bulk (7/16" ID)	
13.	3.003	CLIP, Fuel Tank Fil Nk Drain Hose (2.559)	3943626
14.	1.166	CLAMP, Hex Hd Worm Gear (1/4" to 5/8")	2494772
15.	8.962	HOSE, Fuel & Oil Evap Bulk (1/4" ID)	
16.	3.680	FITTING, Fuel Vapor Pipe Hose(*1)	474793
17.	3.001	TANK, Fuel	457999
18.	8.964	TUBING, Steel Bulk (1/4" OD)	
19.	3.022	STRAP, Fuel Tank	457993
20.	3.015	SUPPORT, Fuel Tank	14011298
21.	N.S.	CONNECTOR, Fuel Tank Vpr Cnstr Purge Hose	
22.	8.962	HOSE, Fuel Oil & Evap Bulk (3/8" ID)	
23.	8.962	HOSE, Fuel Oil Evap Bulk (5/16" ID)	
24.	3.130	CANISTER, Fuel Vapor	17075825
25.	3.130	SUPPORT, Fuel Vapor Canister	14016198
26.	3.130	RETAINER, Fuel Vapor Canister	14016199
27.	3.130	CAP, Fuel Vapor Canister Drain	7028046
28.	8.962	HOSE, Fuel & Evap Bulk (7/16" ID)	
29.	1.166	CLAMP, Hose (Spring Band)(Yellow)(9/16")	3786275
30.	8.964	TUBING, Fuel Return Bulk (5/16" OD)	
31.	8.964	TUBING, Fuel Feed Bulk (3/8" OD)	
32.	3.163	HOSE, Fuel Feed Frt	14033710
33.	3.163	HOSE, Fuel Return Frt	14033711
34.	3.890	BRACKET, Fuel Filter	14047793
35.	3.890	FILTER, Fuel	25055066
36.	3.140	SOLENOID, Fuel Vapor Canister Purge	1997599
37.	3.140	BRACKET, Fuel Vapor Cnstr Purge Sol	14043227
38.	3.163	SPACER, Fuel Feed & Rtn Pipe	459039

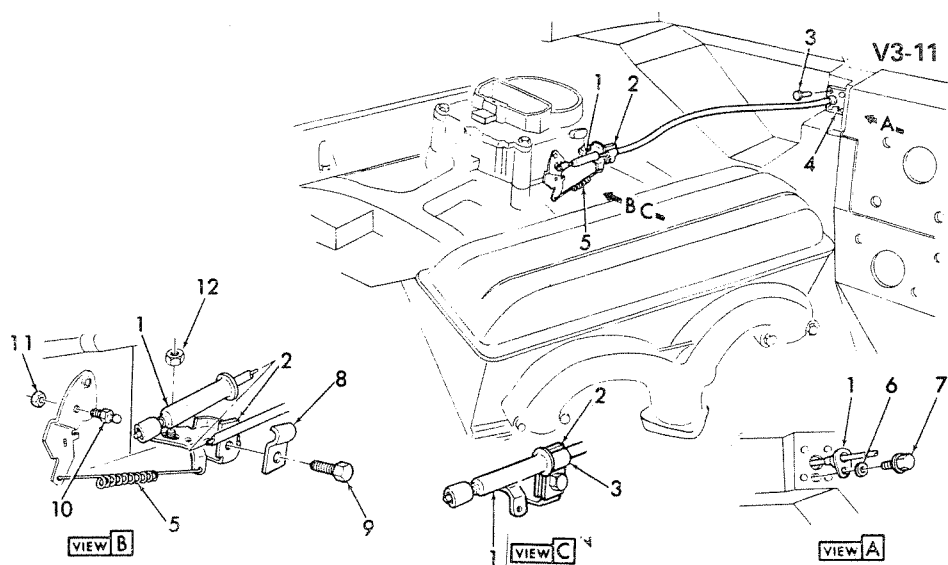
NOTE 1: Threads must be covered with Teflon tape.



V3-10

1969-72 "Y" ACCELERATOR PEDAL, ROD AND BRACKET

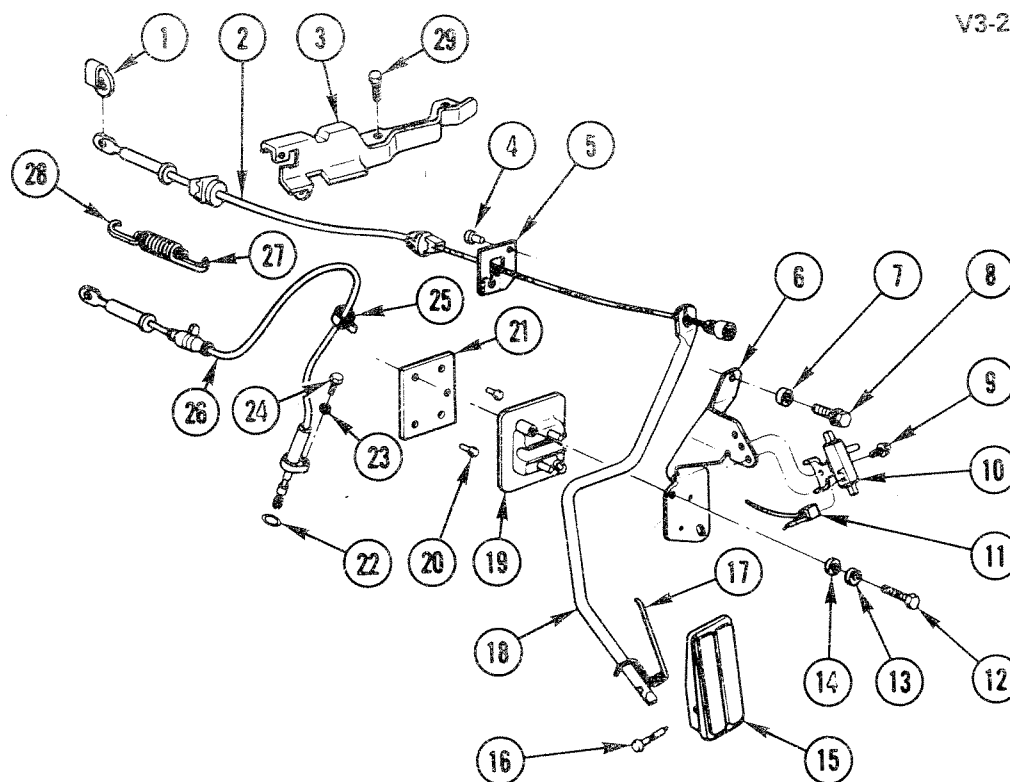
1. RETAINER, Cable to Accel Pedal Lever	3.425	8. PEDAL, Accel	3.451
2. CABLE ASM, Accel Control	3.430	9. PLATE, Pedal Trim	3.451
3. ROD ASM, Accel Pedal	3.431	10. SPRING, Accel Pull Back	3.459
4. SUPPORT, Rod	3.452	11. BOLT (1/4"-20 x 1 3/4")	8.900
5. PLATE ASM, Accel Pedal Mtg	3.451	12. WASHER, Lock (1/4")	8.931
6. RIVET	8.967	13. WASHER	8.929
7. PIN, Accel Pedal	3.452	14. COVER, Pedal Support	3.451



V3-11

1968-72 "Y" ACCELERATOR CONTROL CABLE

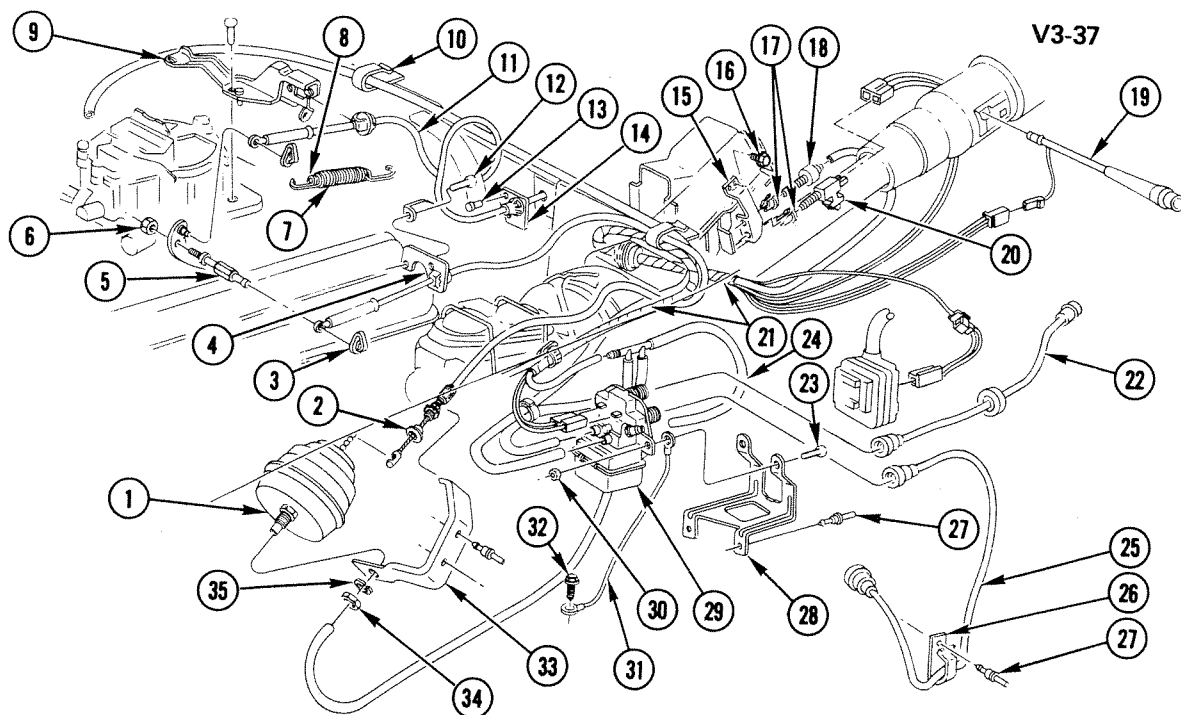
1. CABLE ASM, Accel Control	3.430	7. BOLT (1/4"-20 x 7/8")	8.900
2. BRACKET, Accel Control Cable	3.454	8. WASHER (#10)	8.932
3. RIVET	8.967	9. CLAMP, Accel Control Cable	3.425
4. PLATE, Pedal Rod Support Mtg	3.451	10. BOLT (1/4"-20 x 1/2")	8.900
5. SPRING, Accel Pull Back (Block)	3.459	11. STUD, Accel Pedal	3.452
6. WASHER	8.929	12. NUT (1/4"-20)	8.915
			8.915



V3-2

1973-82 "Y" ACCELERATOR CONTROLS

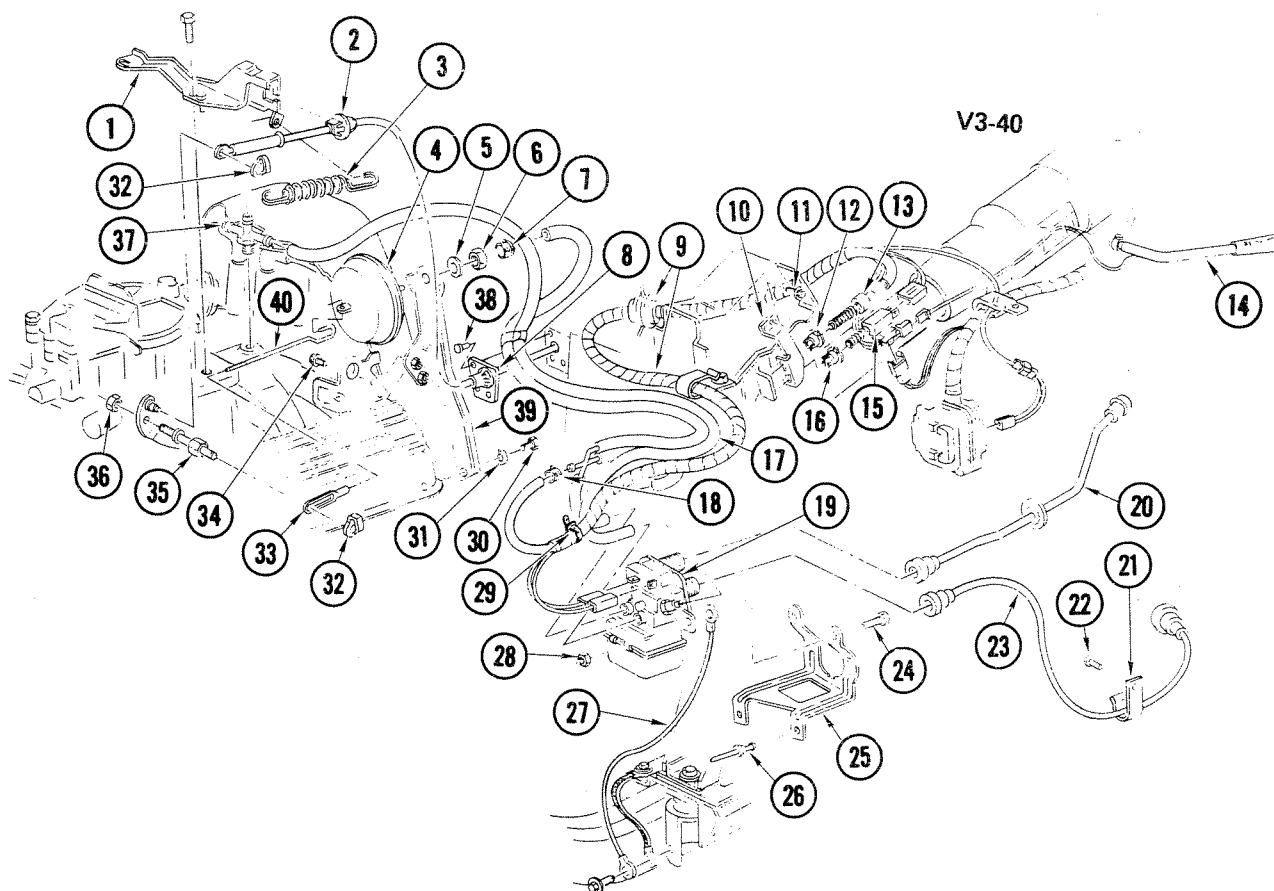
1. RETAINER, Accel Cont Cable	3.425
2. CABLE ASM, Accel Control	3.430
3. SUPPORT ASM, Accel Cont Cable	3.454
4. RIVET, Accel Pedal Rod Supt Mtg Plate	N.S.
5. PLATE ASM, Accel Rod Supt Mtg	3.451
6. BRACKET, Accel Pedal Rod	4.060
7. WASHER (9/32" x 5/8" x 1/16")	8.929
8. BOLT, Accel Pedal Rod Brkt (1/4"-20 x 13/16")	N.S.
9. SCREW (1/4"-14 x 1/2")	N.S.
10. SWITCH ASM, Trans Throttle Control	4.057
11. WIRE ASM, Trans Control Switch Jpr (Make from 14 ga Wire)	N.S.
12. BOLT, Accel Pedal Rod Supt (1/4"-20 x 1 5/8")	N.S.
13. WASHER (1/4")	8.931
14. WASHER (9/32" x 5/8" x 1/16")	8.929
15. PEDAL, Accelerator	3.451
16. PIN, Accel Pedal	3.452
17. SPRING, Accel Pedal Pull Back	3.459
18. ROD ASM, Accel Pedal	3.431
19. SUPPORT, Rod	3.452
20. RIVET, Support Rod	N.S.
21. PLATE ASM, Accel Pedal Mtg	3.451
22. SEAL, Ring Detent Control Cable	4.047
23. WASHER, Flat (1/4")	N.S.
24. BOLT (1/4"-20 x 5/8")	8.900
25. CLAMP, Trans Detent Cont Cable	N.S.
26. CABLE ASM, Trans Detent Control	4.050
27. SPRING, Accel Pull Back Inner	3.459
28. SPRING, Accel Pull Back Outer	3.459
29. BOLT (5/16"-18 x 3 3/4")	8.900



V3-37

1977-78 "Y" CRUISE CONTROL

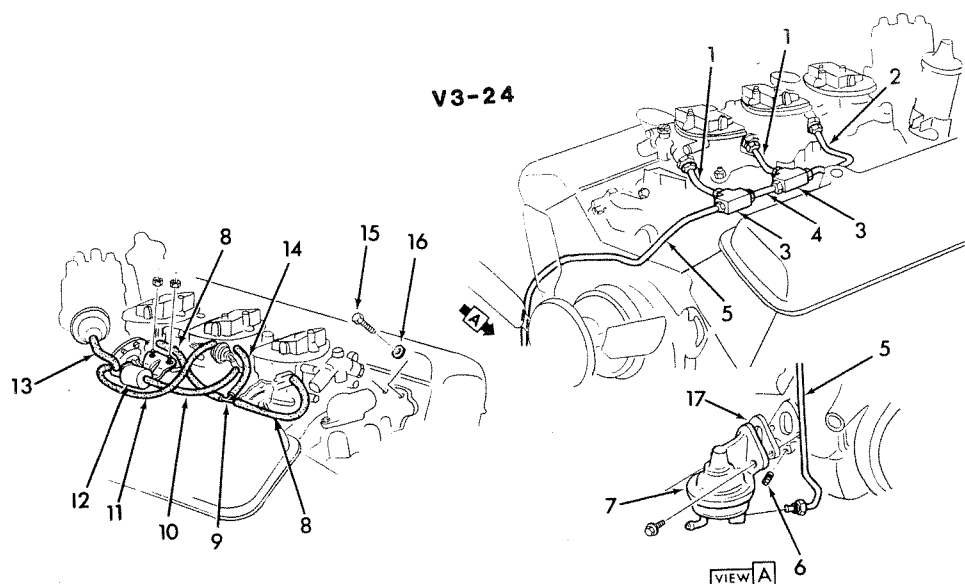
1. SERVO, Cruise Control	3.887	19. LEVER, W/Switch Whl Pos & Cruise	
2. CABLE ASM, Cruise Control	3.880	Cont Actr	3.887
3. RETAINER, Accel Control Cable	3.425	20. SWITCH ASM	2.447
4. BRACKET, Cruise Control	3.880	21. HARNESS ASM, Wiring	3.887
5. STUD, Speed Cruise Cable	3.880	22. CABLE, Upper	4.342
6. NUT (5/16"-18)	8.915	23. BOLT (1/4"-20 x 3/4")	8.900
7. SPRING, Accel Pull Back Outer	3.459	24. HOSE ASM, (Cut as Req)	8.962
8. SPRING, Accel Pull Back Inner	3.459	25. CABLE, Lower	4.342
9. SUPPORT ASM, Accel Control Cable	3.454	26. CLIP, Chassis Wiring Harness	2.559
10. CLIP, Cable Asm	N.S.	27. RIVET	N.S.
11. CABLE ASM, Accel Cont	3.430	28. BRACKET, Spd Cruise Cont Servo	3.887
12. SCREW (1/4"-14 x 5/8")	8.977	29. TRANSDUCER, Cruise Cont	3.885
13. RIVET	N.S.	30. NUT (1/4"-20)	8.917
14. PLATE, Accel Pedal Rod Support Mtg	3.451	31. WIRE ASM, Cruise Cont Req Grd	N.S.
15. BRACKET, Switch	2.447	32. BOLT (1/4"-20 x 3/4")	8.900
16. BOLT (M6.3 x 1.8 x 12)	N.S.	33. BRACKET, Spd Cruise Control Reg	3.887
17. CLIP, Push On (5/8"-18)	N.S.	34. NUT (9/16"-18)	8.915
18. VALVE ASM, Vacuum Release	3.885	35. WASHER (9/16" ID x 63/64")	8.931



1979-82 "Y" CRUISE CONTROL

1. SUPPORT ASM, Control Cable	3.454	20. SHAFT ASM, Speedo Flex Up	4.342
2. CABLE ASM, Accel Contr	3.430	21. CLIP (7/16")	2.559
3. SPRING, Accel Return Inner & Outer	3.459	22. RIVET (3/16" x 7/16")	N.S.
4. SERVO ASM, Spd Contr	3.885	23. SHAFT ASM, Speedo Flex Lwr	4.342
5. WASHER, Sprg Lock(3/8")	8.931	24. BOLT (1/4"-20 x 3/4")	8.900
6. NUT (9/16"-18)	8.915	25. BRACKET, Control Servo	3.885
7. CLAMP (1/2")	1.166	26. RIVET (3/16" x 7/16")	N.S.
8. PLATE ASM, Control Cable	3.451	27. WIRE, Reg Ground	N.S.
9. HARNESS ASM, Cruise Wiring	3.887	28. NUT (1/4"-20)	8.917
10. BRACKET, Stop Lamp Switch	2.447	29. RETAINER, Adjustable	2.559
11. SCREW (M6.3-1.8 x 12)	8.977	30. BOLT (3/8"-16 x 5/8")	8.900
12. CLIP, Vac Rel Vlv to Ped Brkt	3.885	31. WASHER, Lock (3/8")	8.931
13. VALVE ASM, Cruise Rel	3.885	32. CLIP, Control Rod to Carb	3.425
14. LEVER, W/Switch Dir Sig & Cruise Control	3.887	33. LINK, Control Servo Rod	3.885
15. SWITCH ASM, Stop Lp & Cruise	2.447	34. SCREW, Hex (1/4"-20 x 5/8")	8.977
16. CLIP, Cruise Rel Sw to Mt Brkt	2.447	35. STUD, Cruise Control Cable	3.880
17. HOSE (Cut from Bulk)	8.962	36. NUT (5/16" x 18")	8.915
18. CLAMP (1/2" Hose)	1.166	37. FITTING, Inlet Vacuum	3.278
19. TRANSDUCER ASM	3.885	38. RIVET (3/16" x 7/16")	N.S.
		39. BRACKET ASM, Control Pwr Unit	3.885
		40. ROD, Power Unit	3.885

V3-24

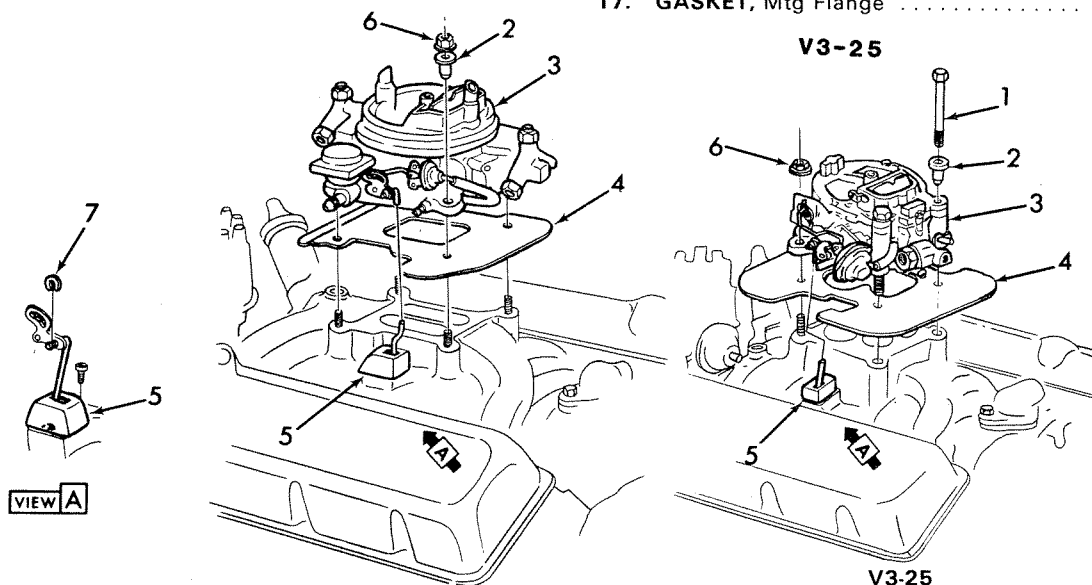


V3-24

1967-69 427 CU IN 3 X 2 BBL FUEL PIPES AND PUMP

1. PIPE	8.964	9. TEE, Spark Control Pipe	3.680
2. PIPE	8.964	10. HOSE (5/32" ID)	2.420
3. TEE (3/8"-3 Way 5/8"-18)	8.963	11. HOSE (5/32" ID)	8.962
4. PIPE	8.964	12. SOLENOID ASM, Spark Control	2.408
5. PIPE	8.964	13. HOSE (5/32" ID)	8.962
6. PLUG (3/8"-18)	8.971	14. HOSE (5/32" ID)	8.971
7. PUMP ASM, (Type 40770)	3.900	15. BOLT	8.900
8. HOSE (5/32" ID)	2.420	16. WASHER	8.929
		17. GASKET, Mtg Flange	3.904

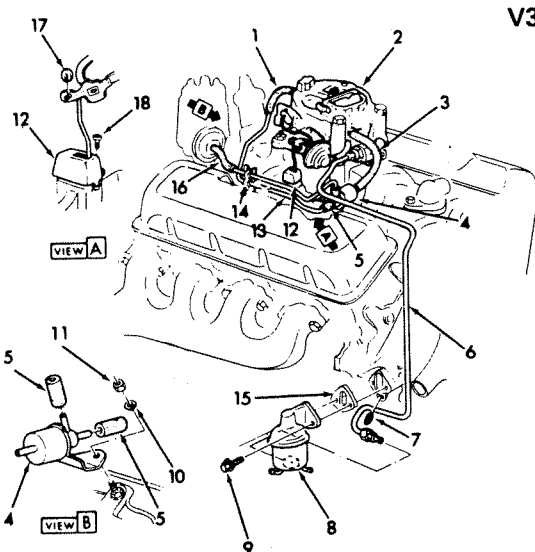
V3-25



V3-25

1970 "Y" CARBURETOR MOUNTING

1. BOLT (5/16"-18 x 3 7/8")	8.900	4. INSULATOR ASM	3.726
2. INSULATOR	3.726	5. INSULATOR ASM, (LT1 & LS7)	3.726
3. CARBURETOR UNIT	3.725	6. CHOKE HOUSING KIT	3.750
CARBURETOR ASM	3.725	7. NUT (5/16"-24)	8.916
		RETAINER	8.934

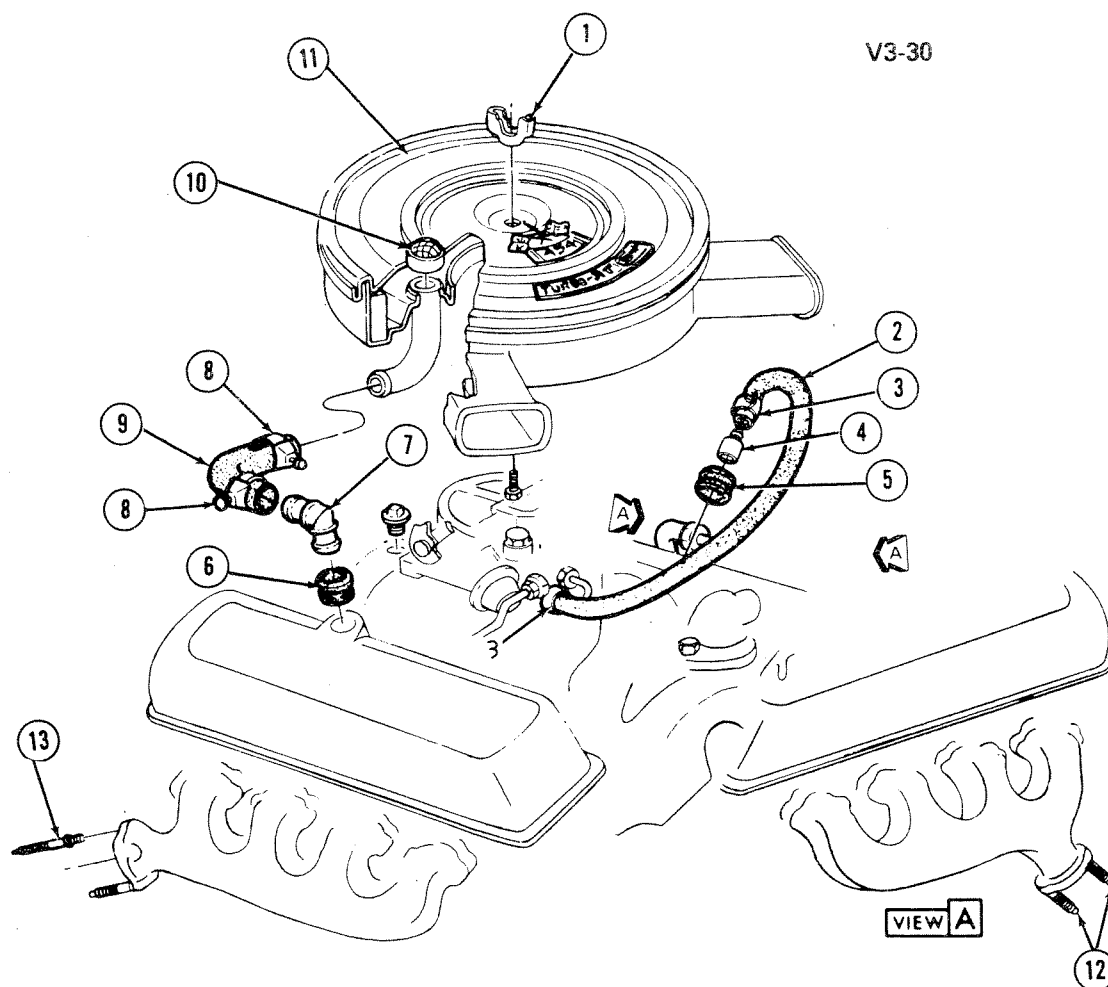


V3-26

V3-26

1970-74 "Y" 454 CARBURETOR FUEL SPARK PIPES AND HOSES

1. HOSE	8.962
2. CARBURETOR UNIT	3.725
3. HOSE	2.420
4. SOLENOID ASM, Spark Control	2.408
5. HOSE	8.962
6. PIPE	8.964
7. PLUG	8.971
8. PUMP ASM, Fuel W/Gasket	3.900
9. SCREW ASM (3/8"-16 x 1 1/8")	3.901
10. WASHER (9/16")	8.929
11. NUT (5/16"-18)	8.915
12. CHOKE HOUSING KIT	3.750
13. PIPE	8.964
14. INSULATOR, Contact	8.964
15. GASKET, Mtg Flange	3.904
16. HOSE	8.962
17. RETAINER	8.934
18. SCREW (#10-24 x 1/4")	8.906

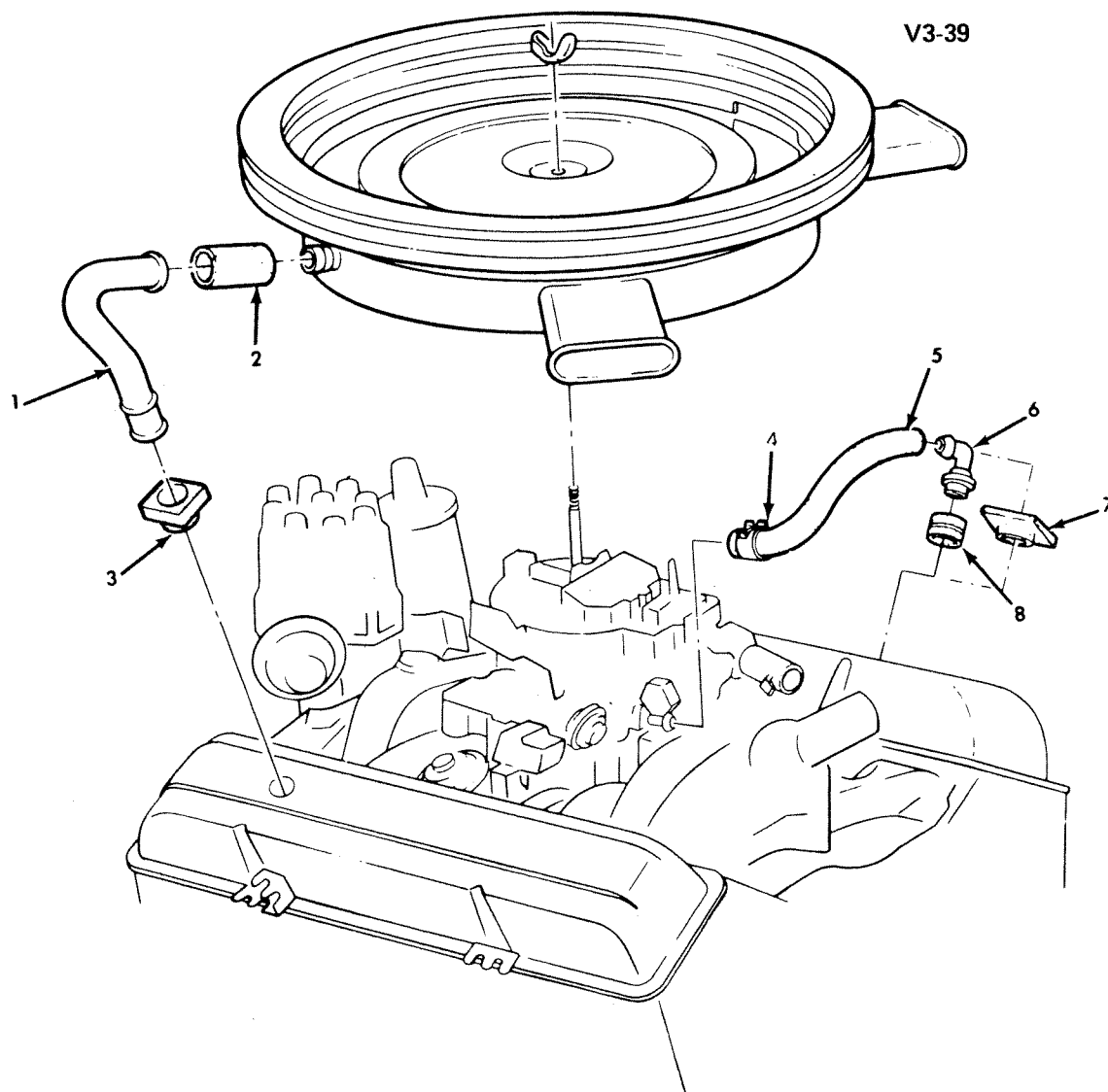


V3-30

V3-30

1971-72 "Y" 454 H/PER. CRANKCASE VENTILATION

1. WING NUT (1/4"-20)	8.920
2. HOSE, C/Case Vent	8.962
3. CLAMP (1/4" x 5/8")	1.166
4. VALVE ASM, Vent	1.745
5. GROMMET (23/32" ID x 7/16" OD)	1.745
6. GROMMET, C/Case Vent Hose-RH	1.745
7. CONNECTOR (Type "O", 1 5/8")	1.745
8. CLAMP (1 1/2")	1.166
9. HOSE, C/Case Vent	1.762
10. ARRESTOR, Flame	1.745
11. CLEANER, W/Silencer	3.402
12. STUD, Exh Manifold-LH	3.275
13. STUD, Exh Manifold-RH	3.275

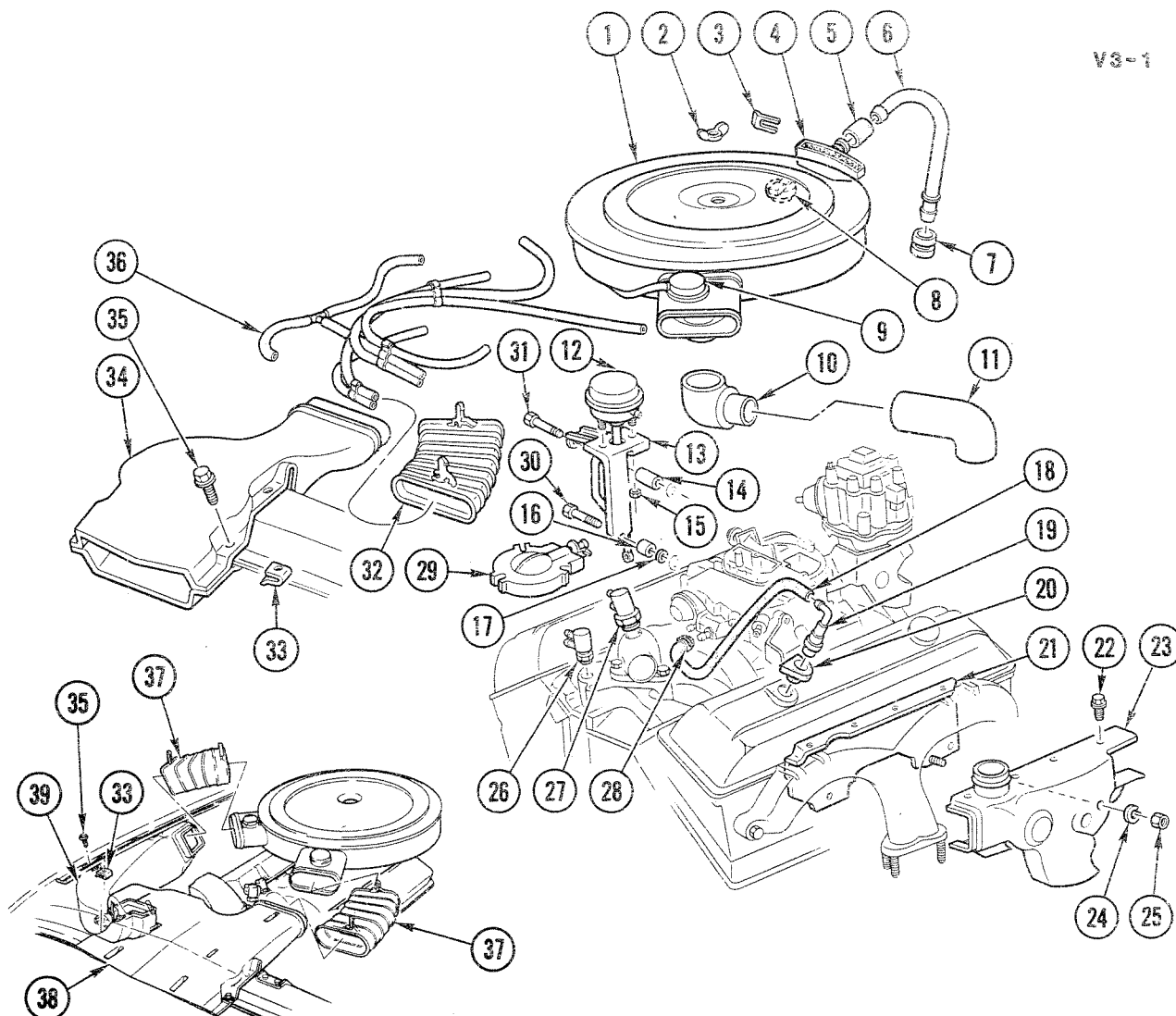


V3-39

1973-75 "Y" POSITIVE CRANKSHAFT VENTILATION (PCV)

1. PIPE, Ventilator Outer	1.762
2. HOSE, Crankcase Vent A/CI to Rocker Cvr	3.675
3. GROMMET, Crankcase Vent Hose	1.745
4. CLAMP, Hose Spring Band	1.166
5. HOSE (ID 25/64" OD 5/8")(Length 15 1/2")	8.962
6. VALVE ASM, Crankcase Vent	1.745
7. GROMMET, Crankcase Vent Valve	1.745
8. GROMMET, Crankcase Vent Hose Connector	1.745

V2-1



350 H/PER.

V3-1

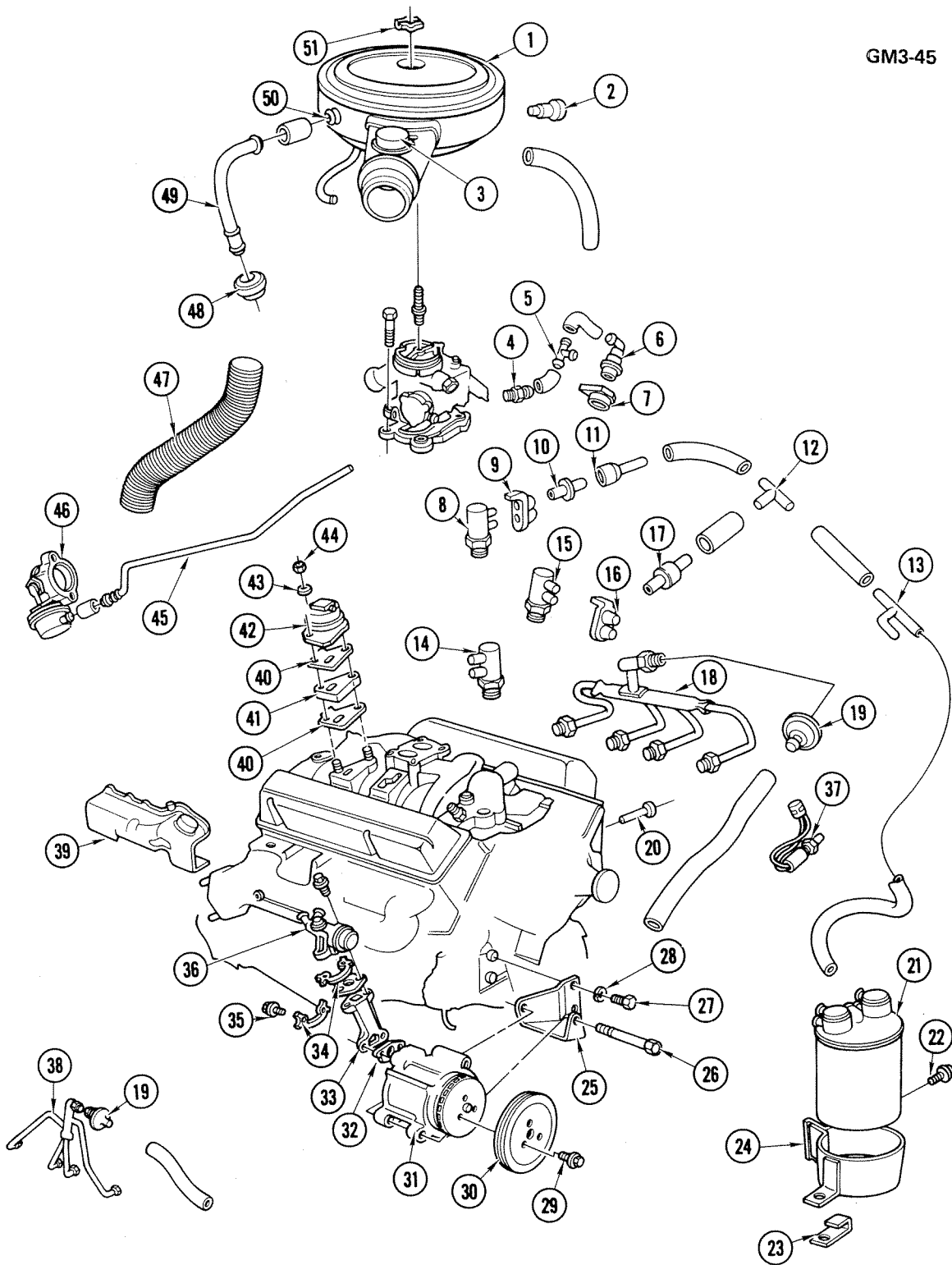
1976-79 "Y" AIR CLEANER & EMISSION PARTS

1. CLEANER, Carburetor Air W/Silencer	3.402	20. GROMMET (23/32" ID x 1 3/16" OD)	1.745
2. NUT, Wing (1/4"-20)	8.920	21. PLATE, Carburetor Air	3.417
3. RETAINER, Air Filler Element	3.410	22. SCREW (#8-18 x 1/4")	8.977
4. BREATHER ASM	3.410	23. COVER, Carburetor Air	3.417
5. HOSE (Cut from Bulk)	N.S.	24. WASHER (5/16")	8.931
6. PIPE, C/Case Vent	1.762	25. NUT (5/16"-18)	8.915
7. GROMMET, C/Case Vent Hose-RH (23/32" ID x 1 7/32" OD)	1.745	26. SWITCH, EGR Valve Control	3.670
8. SENSOR, Kit Air Cleaner	3.415	27. SWITCH, Exh Heat Valve Actuator Vac Control (In WaterOutlet Hsg)	3.140
9. MOTOR, A/CI Vac Diaph	3.415	28. CLAMP, Hose Spr Hand	1.166
10. ELBOW, Air Heat Stove	3.417	29. VALVE ASM, Exh Heat	3.647
11. HOSE, Carb Air Heat Stove	3.417	30. BOLT, Hex (3/8"-16 x 3 1/2")	8.900
12. ACTUATOR ASM, W/Rod, Exh Heat	3.640	31. BOLT, Hex (3/8"-16 x 3 1/4")	8.900
13. BRACKET, Exh Heat Valve Actuator	3.675	32. DUCT, Air Intake Inner Flex	3.417
14. SPACER, Mfld to Vac Actuator Brkt Bolt #5 Hole-RH	3.145	33. NUT, "U" (#8-18)	8.921
15. NUT ASM	8.915	34. DUCT, Air Intake	3.417
16. SPACER, #4 Hole-RH	3.145	35. SCREW (#8-18 x 7/8")	8.977
17. WASHER (25/64" ID)	8.929	36. HOSE ASM, Exh Emission Control	8.962
18. HOSE (3/8" ID x 11" Lg)	N.S.	37. DUCT ASM, Air Int Inr Flex	3.417
19. VALVE ASM, C/Case Vent	1.745	38. DUCT, Air Intake	3.417
		39. DUCT ASM, Air Intake Outboard	3.417

NOTES

BLANK-4

GM3-45



GM3-45

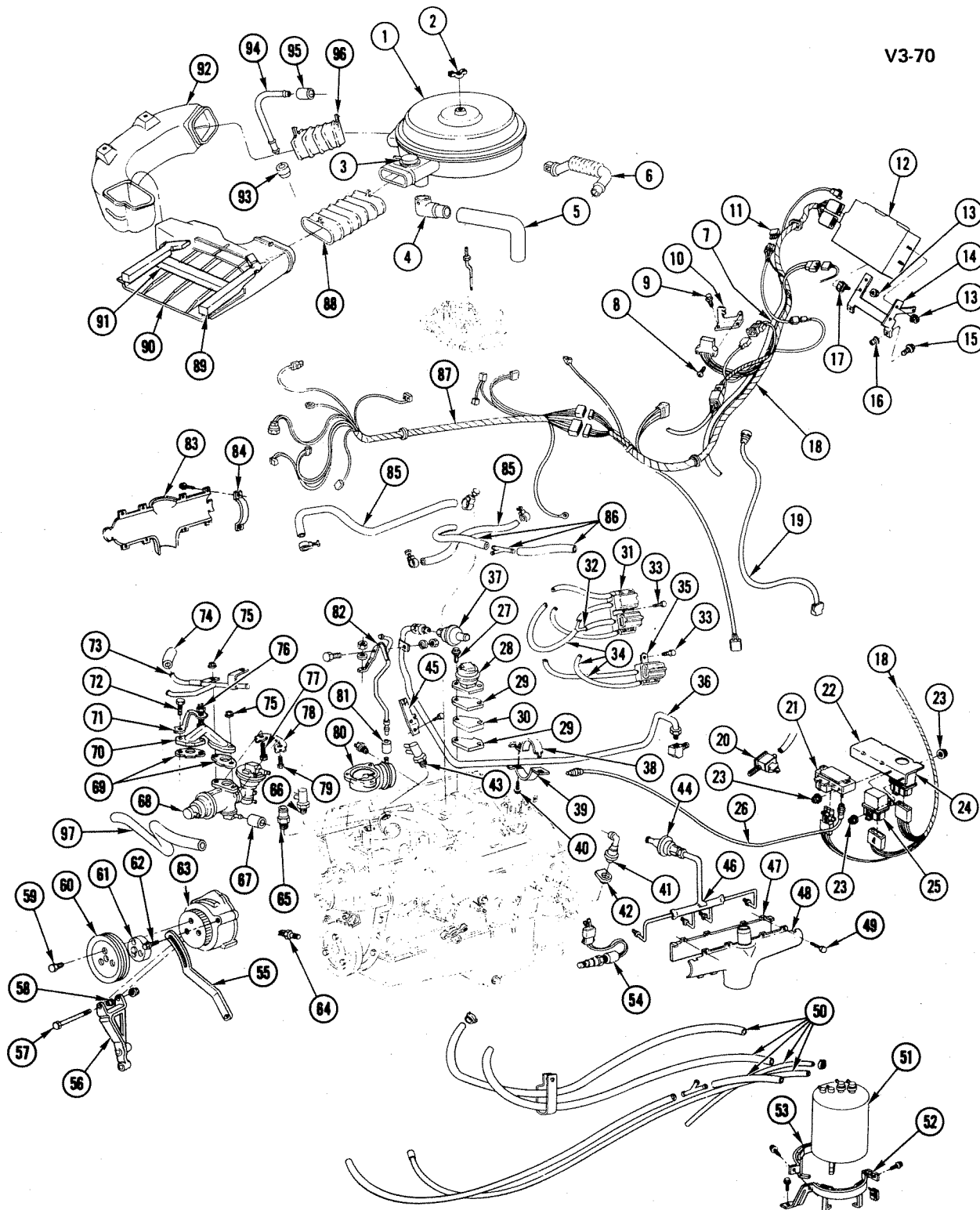
1980 "Y" 305/350 V8 ENGINE AIR CLEANER & EMISSION PARTS

1980 "Y" 305/350 V8 ENGINE AIR CLEANER & EMISSION PARTS

1. AIR CLEANER	3.402
2. SWITCH, Thermo Vac	2.410
3. MOTOR, A/CI Diaph	3.415
4. NIPPLE, Vent Hose (1/4"-18)	1.745
5. TEE, Vent Hose	1.745
6. VALVE, C/Case Vent	1.745
7. GROMMET, C/Case Vent (3/4" ID x 1 1/8")	1.745
8. SWITCH, Spark Cont Vac (3.670)	2.408
9. CONNECTOR, Exh Emis Cont Hose	3.145
10. CONNECTOR, Hose to Conn	N.S.
11. VALVE, Vac Ck	3.670
12. CONNECTOR, Vac (3/16" x 3/16" x 1/8")	3.278
13. CONNECTOR, Spark Vac Sig Tube	3.278
14. SWITCH, EGR Vlv Vac Cont	3.670
15. SWITCH, EFE Cont	3.140
16. CONNECTOR, Exh Emis Cont Hose	3.145
17. VALVE, Spark Delay	2.408
18. PIPE, Air Inj-LH	3.675
19. VALVE, Air Inj Ck	3.670
20. EXTENSION, Air Inj Pipe	3.675
21. CANISTER, Fuel Vapor	3.130
22. SCREW (M6.3 x 1.81 x 20)	8.977
23. CLIP, Vapor Canister	3.145
24. SUPPORT, Canister	3.130
25. BRACKET, Air Inj Pump	3.655
26. BOLT, Hex (M10 x 1.5 x 120)	8.900
27. BOLT, Hex (3/8"-16 x 7/8")	8.900
28. WASHER, Lock (3/8")	8.931
29. BOLT, Hex (M6 x 1 x 12)	8.900
30. PULLEY, Air Inj Pump	3.650
31. PUMP, AIR	3.660
32. GASKET, Dvtr Vlv to Elbow	3.680
33. ELBOW, AIR Dvtr Vlv	3.680
34. LOCK, Air Inj Dvtr	3.680
35. BOLT, Dvtr Vlv Elbow (M8 x 1.25 x 17.5)	3.670
36. VALVE, Air Inj Dvtr	3.670
37. SENSOR, Oxygen	3.670
38. PIPE, Air Inj-RH	3.675
39. STOVE, Carb Air Htr	3.417
40. GASKET, EGR Vlv	3.680
41. SPACER, EGR Vlv	3.680
42. VALVE, EGR	3.670
43. WASHER, Lock (5/16")	8.931
44. NUT, Hex (5/16"-24)	8.915
45. PIPE, EFE Vlv (3/16" OD)	8.964
46. VALVE, W/Actr-EFE	3.140
47. HOSE, Carb Air Ht	3.417
48. GROMMET, C/Case Vent Pipe (.72 ID x 1.22 OD)	1.745
49. PIPE, C/Case Vent	1.762
50. BREATHER, A/CI	3.410
51. NUT, A/CI Wing	3.403

NOTE: Vacuum and Vapor Hose as Required - Group 8.962.

V3-70

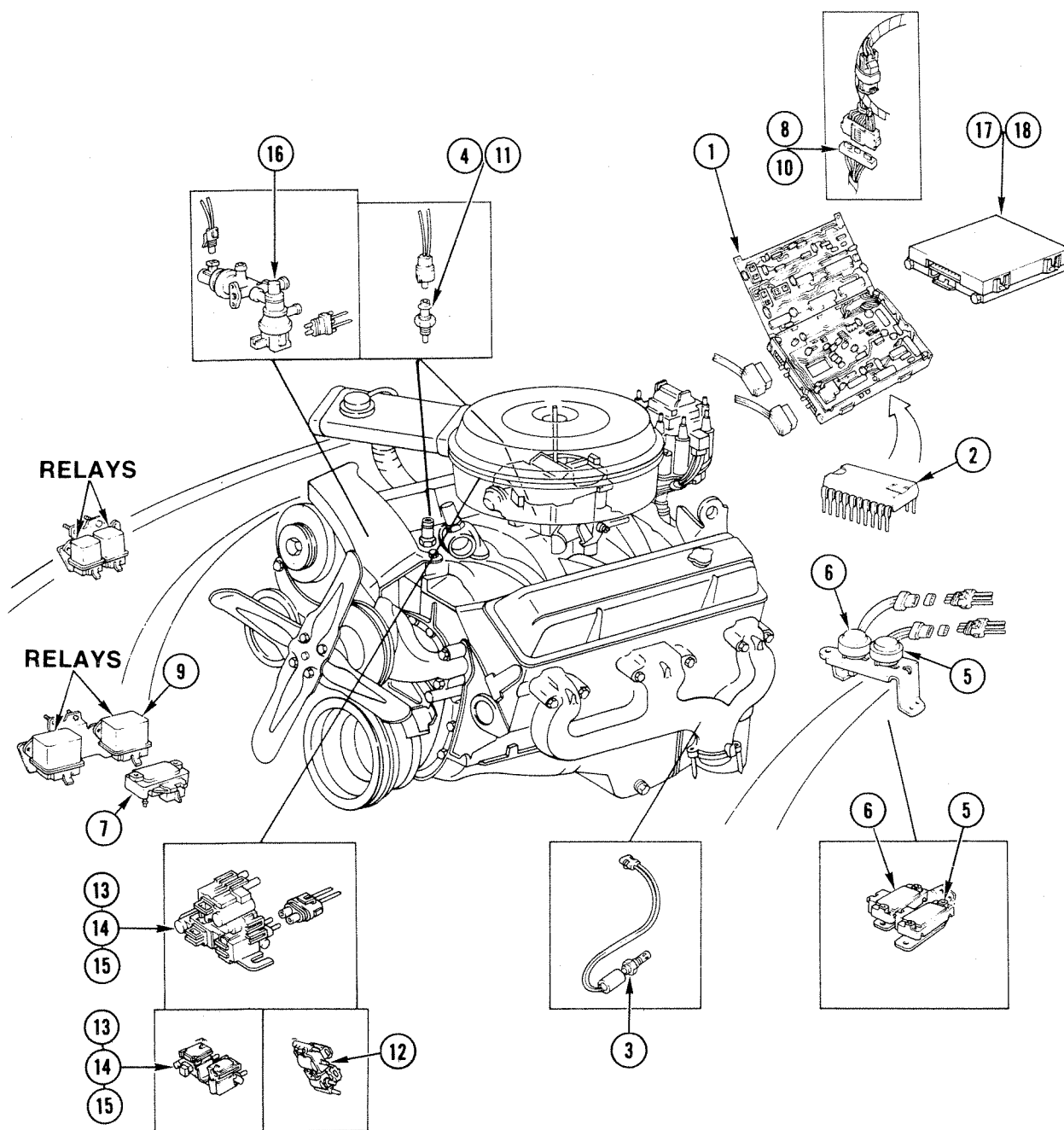


V3-70

1981 "Y" 5.7 LITER V8 ENGINE EMISSION CONTROLS (L81-350)

1981 "Y" 5.7 LITER V8 ENGINE EMISSION CONTROLS (L81-350)

1. AIR CLEANER	3.402	50. HOSE, Bulk (3/32", 5/32", 1/4", 3/8" ID)	8.962
2. NUT, A/Clr Wing (1/4"-20)(3.403)	8.920	CONNECTOR, Spl "Y" (5/32" x 5/32" x 7/64" ID)	3.145
3. MOTOR, A/Clr Diaph	3.415	ADAPTER, Vacuum Hose	3.675
4. ELBOW, Carb Air Ht Stove	3.417	CONNECTOR, Straight Nylon (3/16" Hose)	3.278
5. HOSE, Carb Air Ht	3.417	CONNECTOR, Exh Emission Cont Hose	3.145
6. HOSE, Air Cont Vlv Pipe	3.675	51. CANISTER, Fuel Vapor	3.130
7. HARNESS, I/P Wiring	2.480	52. SUPPORT, Fuel Vapor Canister	3.130
8. SCREW, Hex Lg Wa Hd W/Slr (M4.2 x 1.41 x 10)	8.977	53. RETAINER, Fuel Vapor Canister	3.130
9. SCREW, Hex Wa Hd Tap (M4.2 x 1.41 x 13)	8.977	54. SENSOR, Exh Oxygen	3.670
10. BRACKET, Elec Cont Mdl Diagnostic Conn	3.671	55. BRACE, Air Inj Pump	3.655
11. RELAY, Horn	2.815	56. BRACKET, Air Inj Pump	3.655
12. CONTROLLER, ECM (Remanufactured) CALIBRATION UNIT (PROM)	3.670	57. BOLT, Hex (M10 x 1.5 x 150)(10.9 PC)	8.900
13. NUT, Hex Flg (M5 x 0.8)	8.917	58. SLEEVE, Air Inj Pump Brkt (2.277)	3.655
WASHER, Ext Lk (M8.3 x 15)	8.932	59. BOLT, Hex (M6 x 1 x 35)(10.9 PC)	8.900
14. BRACKET, Closed Loop Elec Cont Mdl	2.383	60. PULLEY, Air Inj Pump	3.650
15. BOLT, Hex W/Con Spr Wa (M5 x 0.7 x 25)(9.8 PC)	8.900	61. SPACER, Air Inj Pump Pulley	3.650
16. NUT, Elec Cont Module Brkt	2.383	62. BOLT, Hex (M10 x 1.5 x 20)(10.9 PC)	8.900
17. CLIP, U-Nut & Stud	9.667	63. PUMP, Air Inj	3.660
18. HARNESS, Closed Loop I/P	2.480	64. SWITCH, Eng Temp Fan	1.055
19. WIRE, Torq Conv Clu Sw	4.115	65. SENSOR, Coolant Temp	1.150
20. VALVE, Trans Conv Clu Cont	4.115	66. SWITCH, Evap Canister Purge (3.670)	2.408
21. SENSOR, Manif Diff Press	3.670	67. HOSE, Fuel Oil-Evap (5/8" ID)(Bulk)	8.962
22. BRACKET, Manif Diff Press Sensor	3.671	68. VALVE, Air Inj Cont	3.670
23. NUT, Manif Diff Press Sensor & Brkt (4.022)	8.917	69. GASKET, Air Inj Dvtr Vlv El	3.671
24. RELAY, Air Cont Vlv	3.670	70. ELBOW, Air Inj Dvtr Vlv	3.680
25. RELAY, EGR Cont Vlv	3.670	71. LOCK, Air Inj Dvtr Vlv El Bolt	3.670
26. HOSE, Fuel Oil Evap (Bulk)(5/32" ID)	8.962	72. BOLT, Hex (M8 x 1.25 x 14)(10.9 PC)	8.900
27. BOLT, Hex (5/16"-18 x 1 1/4")(300M)	8.900	73. PIPE, Air Inj Cont Vlv Dvtr	3.675
28. VALVE, EGR	3.670	74. HOSE, Cont Vlv Fltr	3.675
29. GASKET, EGR Vlv	3.680	75. NUT, Hex Style 1 (M8 x 1.25)	8.915
30. SPACER, EGR Vlv	3.671	76. STUD, Air Cont Vlv Adap	3.671
31. SOLENOID, EGR Cont Vlv Rly (A.T.)	3.670	77. BOLT, Spr Wa & Met Hex (M8 x 1.25 x 18)	8.900
32. CONNECTOR, EGR Cont Vlv Hose (A.T.)	3.680	78. LOCK, Air Inj Dvtr	3.680
33. SCREW, Hex Serr Wa Hd Tap (M8 x 1.25 x 20)	8.977	79. BOLT, Air Inj Dvtr Vlv	3.671
34. HOSE, Bulk	8.962	80. VALVE & ACTUATOR ASM, EFE	3.140
35. SOLENOID, EGR Cont Vlv Rly (M.T.)	3.670	81. HOSE, Bulk (7/32" ID)	8.962
36. PIPE, Air Ctltc Conv	3.675	82. PIPE ASM, EFE Vac	3.145
37. VALVE, Air Inj Ctltc Conv Ck	3.670	83. SHIELD, Exh Manif Ht	3.602
38. CLAMP, Ctltc Conv Air Inj Ck Up	3.680	84. STRAP, Exh Manif Ht Shield	3.602
39. CLAMP, Ctltc Conv Air Inj Ck Lwr	3.680	85. HOSE, Air Inj Eng Chk Vlv	3.675
40. SCREW, Hex Wa Hd Tap (M6.3 x 1.81 x 25)	8.977	86. HOSE, Fuel-Oil Evap (3/8" ID)(Bulk)	8.962
41. VALVE, C/Case Vent	1.745	TEE, Special (3 Way 1/4" x 3/16")	8.963
42. GROMMET, C/Case Vent	1.745	CONNECTOR, C/Case Vent Hose ("Y" Shape)	1.745
43. SWITCH, EFE Cont	3.140	87. HARNESS, Closed Loop Eng Compt	2.480
44. VALVE, Ctltc Conv Air Inj Ck	3.670	88. DUCT, Air Int Inr Flex	3.417
45. BRACKET, EGR Sol	3.671	89. SEAL, Air Int Ctr Duct	3.417
46. PIPE, Air Inj	3.675	90. DUCT, Air Int Frt	3.417
47. STOVE, Carb Air Htr Inr	3.417	91. SEAL, Air Duct	3.417
48. STOVE, Carb Air Htr Otr	3.417	92. DUCT, Air Int Otr	3.417
49. SCREW, Hex Wa Hd Tap (# 10-16 x 3/8")	8.977	93. GROMMET, C/Case Vent (3/4" ID 3/8" OD)	1.745
		94. PIPE, C/Case Vent (5 3/4")	1.762
		95. HOSE (3/4" ID x 2")	8.963
		96. DUCT, Air Int Inner Flex	3.417
		97. HOSE, Air Ctltc Conv	3.675



GM3-68.1

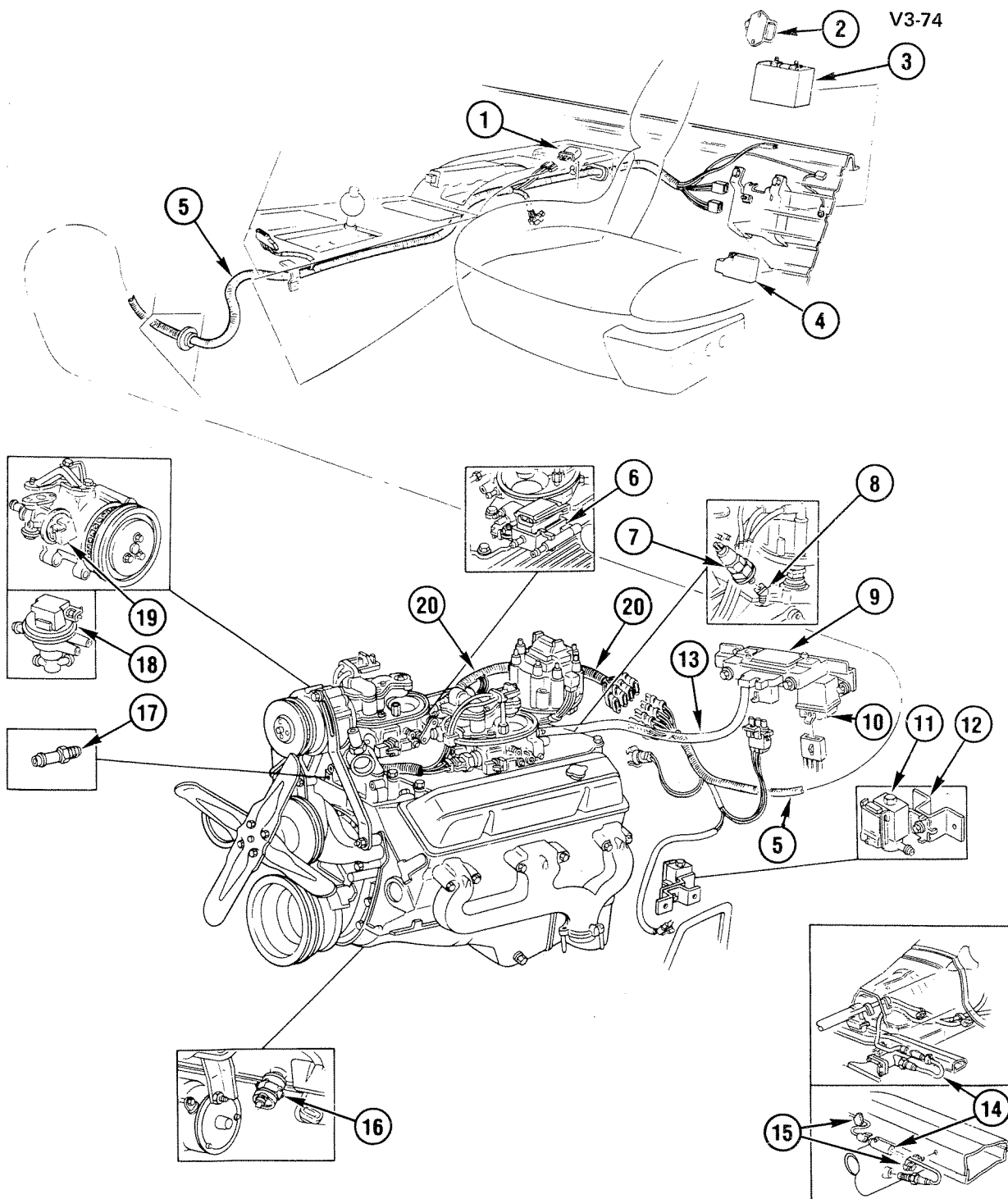
1981 "Y" ELECTRONIC EMISSION CONTROL

GM3-68.1

1981 "Y" ELECTRONIC EMISSION CONTROL

1.	3.670	CONTROLLER, ECM (Remanufactured)	1224810
2.	3.670	CALIBRATION UNIT (Prom)(Code 6084FN)(W/M.T.,Fed)(1st Des)(*1)	1225310
	3.670	CALIBRATION UNIT (Prom)(Code 8108OK)(W/M.T.,Fed)(2nd Des)(*1)	1225434
	3.670	CALIBRATION UNIT (Prom)(Code 5839CF)(W/M.T.,Calif)(1st Des)(*1)	1224869
	3.670	CALIBRATION UNIT (Prom)(Code 8104OJ)(W/M.T.,Calif)(2nd Des)(*1)	1225433
	3.670	CALIBRATION UNIT (Prom)(Code 6079FO)(W/A.T.,Fed)(1st Des)(*1)	1224855
	3.670	CALIBRATION UNIT (Prom)(Code 8118OD)(W/A.T.,Fed)(2nd Des)(*1)	1225430
	3.670	CALIBRATION UNIT (Prom)(Code 6092FR)(W/A.T.,Calif)(1st Des)(*1)	1224856
	3.670	CALIBRATION UNIT (Prom)(Code 8114OH)(W/A.T.,Calif)(1st Des)(*1)	1225432
3.	3.670	SENSOR, Exh Oxygen	5613719
4.	1.150	SENSOR, Coolant Temp	25036092
5.	N.S.	Not used on Corvette	
6.	N.S.	Not used on Corvette	
7.	3.670	SENSOR, Manif Diff Press	16006834
8.	N.S.	Not used on Corvette	
9.	N.S.	Not used on Corvette	
10.	N.S.	Not used on Corvette	
11.	N.S.	Not used on Corvette	
12.	3.670	SOLENOID, EGR Cont Vlv Rly (W/A.T.)	1997536
	3.670	SOLENOID, EGR Cont Vlv Rly (W/M.T.)	1997518
13.	N.S.	Not used on Corvette	
14.	N.S.	Not used on Corvette	
15.	N.S.	Not used on Corvette	
16.	3.670	VALVE, Air Inj Cont	17071549
17.	N.S.	Not used on Corvette	
18.	N.S.	Not used on Corvette	

NOTE 1: 1st & 2nd Design identification determined by code.



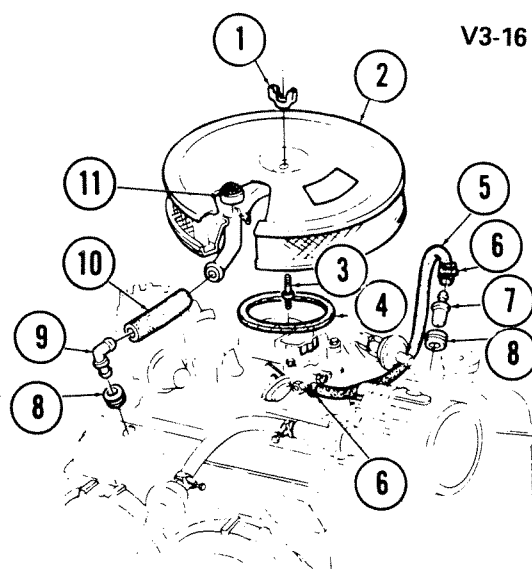
V3-74

1982 "Y" ELECTRONIC EMISSION CONTROLS

V3-74

1982 "Y" ELECTRONIC EMISSION CONTROLS

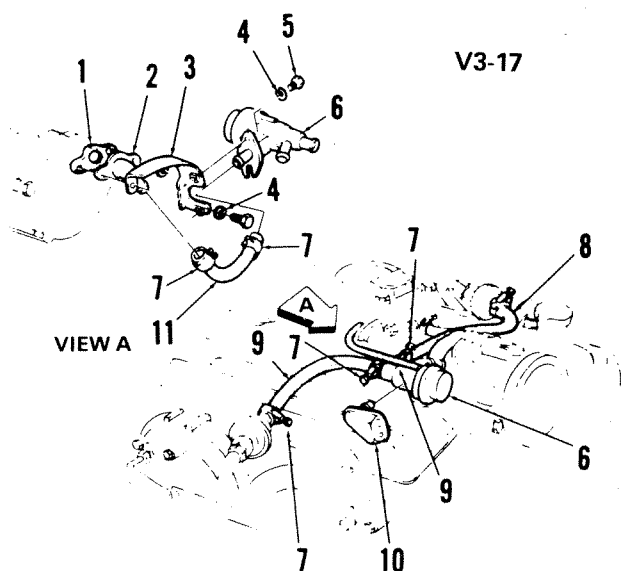
1.	3.670	RELAY, Trans Shift Pos Sig (2.815)	1620879
2.	3.900	RELAY, Fuel Pump (3.140)	14039681
3.	3.670	CONTROLLER, ECM (Remanufactured)	1225550
	3.670	CALIBRATION UNIT, W/Fed (Prom)(Code 0547TS or 5343ARY)	1225552
	3.670	CALIBRATION UNIT, W/Calif (Prom)(Code 5337ARZ)	1225555
4.	2.383	CONTROLLER, Elec Spark	16024701
5.	2.480	HARNESS, I/P Wrg	12027103
6.	3.670	SOLENOID, EGR Cont Vlv Rly	1997555
7.	1.800	SENDER, Oil Press	14043217
8.	1.803	FITTING, Oil Press Gage	14047147
9.	3.670	SENSOR, M.A.P.	16017460
10.	3.415	RELAY, A/CI Dr Sol (3.140)	14039681
11.	3.140	SOLENOID, Fuel Vapor Canister Purge	1997599
12.	3.140	BRACKET, Fuel Vapor Canister Purge Sol	14043227
13.	8.962	HOSE, Bulk (7/32" ID)	
14.	3.670	SENSOR, Exh Oxygen	5613725
15.	3.680	CLIP, Elec Cont Mod Harness	8917236
16.	2.383	SENSOR, Elec Spark Controller	1997463
17.	1.150	SENSOR, Coolant Temp	25036092
18.	3.670	VALVE, Air Inj Sw	17070883
19.	3.670	VALVE, Air Inj Cont	17070882
20.	2.480	HARNESS, Elec Cont Mdl Wrg	12016688



V3-16

1968 "Y" AIR CLEANER AND VENT HOSES

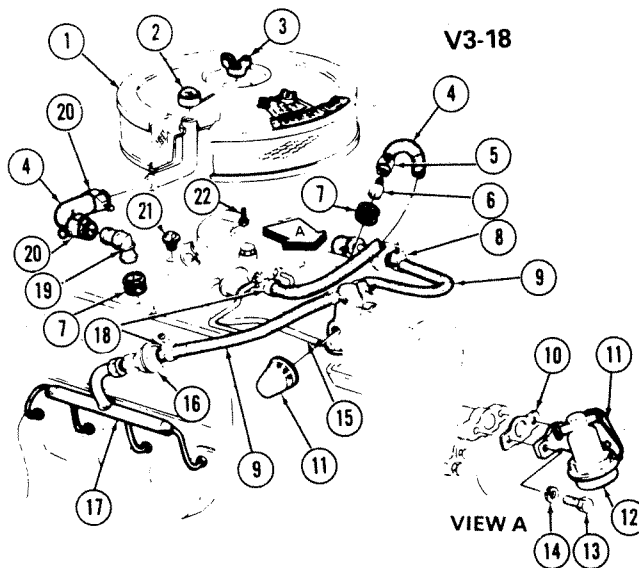
1. NUT	8.920	6. CLAMP	1.166
2. CLEANER	3.402	7. VALVE ASM	1.745
3. STUD	3.403	8. GROMMET	1.745
4. GASKET	3.403	9. CONNECTOR	1.745
5. HOSE	1.762	10. HOSE	1.762
		11. ARRESTOR	1.745



V3-17

1968 "Y" DIVERTER VALVE AND A.I.R. HOSES

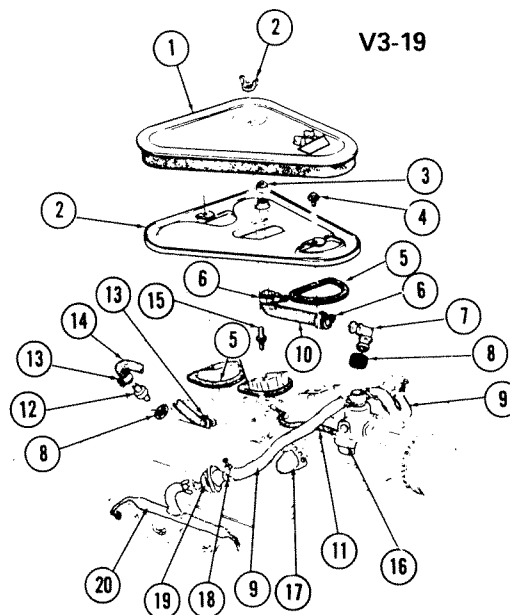
1. GASKET	3.680	6. VALVE ASM	3.670
2. ELBOW	3.680	7. CLAMP	1.166
3. BRACKET	3.655	8. HOSE	3.675
4. WASHER, Lock (1/4")	8.931	9. HOSE	8.962
5. BOLT (1/4"-20 x 5/8")	8.900	10. SILENCER ASM	3.672
		11. HOSE	3.675



V3-18

1968-69 "Y" "427" DIVERTER VALVE AND A.I.R. HOSES

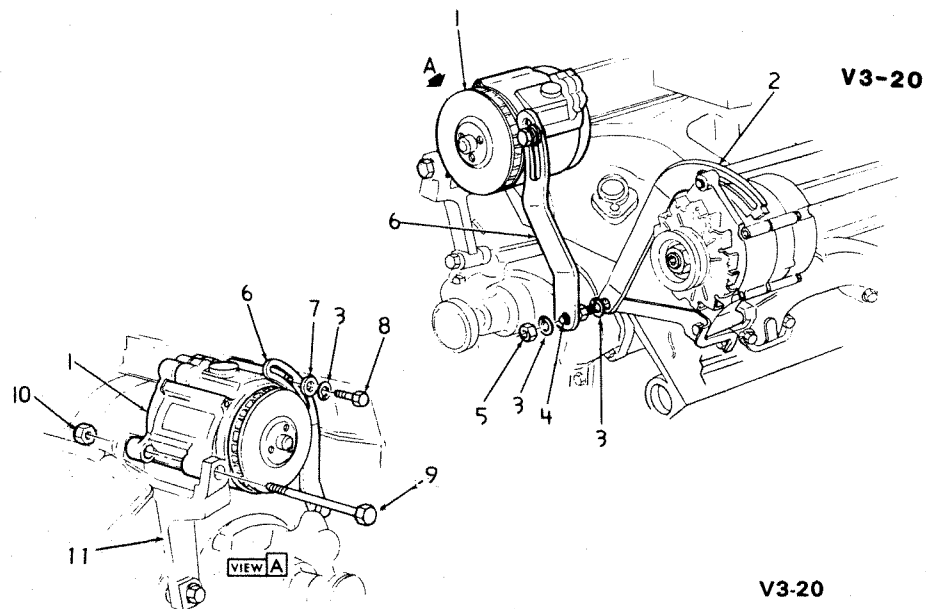
1. CLEANER	3.402
2. ARRESTOR	1.745
3. NUT	8.920
4. HOSE	1.762
5. CLAMP	1.166
6. VALVE ASM	1.745
7. GROMMET	1.745
8. CLAMP	1.166
9. HOSE	3.675
10. GASKET	3.680
11. SILENCER ASM	3.672
12. VALVE ASM	3.670
13. BOLT (1/4"-20 x 5/8")	8.900
14. WASHER, Lock (5/8")	8.931
15. HOSE	8.962
16. VALVE ASM	3.670
17. PIPE ASM	3.675
18. CLAMP	1.166
19. CONNECTOR	1.745
20. CLAMP	N.S.
21. PLUG (3/8")	8.971
22. STUD	3.403



V3-19

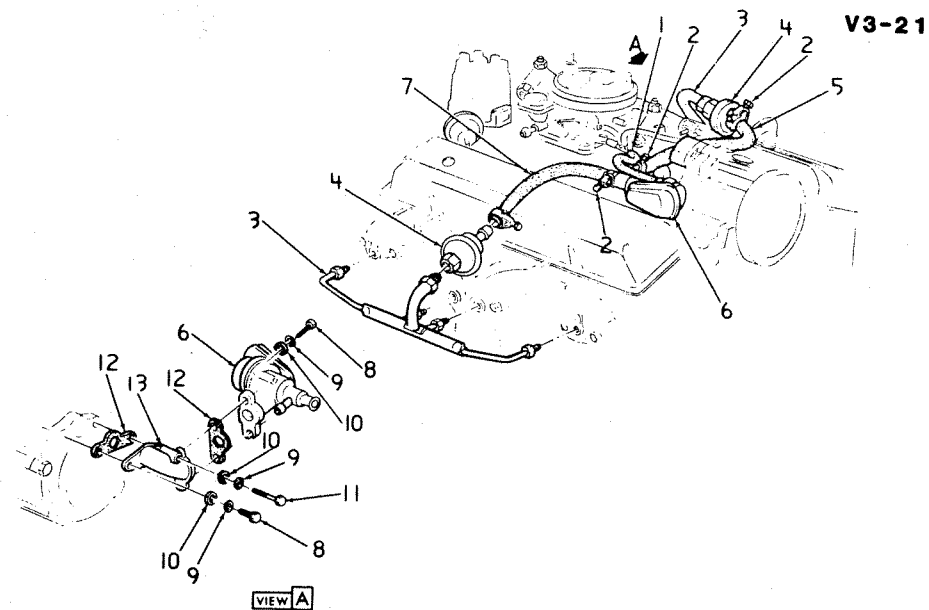
1967-69 "Y" 3 X 2 AIR CLEANER AND A.I.R. HOSES

1. CLEANER	3.402
2. NUT	8.920
3. ARRESTOR	1.745
4. BOLT (1/4"-20 x 3/4")	8.900
5. GASKET	3.403
6. CLAMP	1.166
7. CONNECTOR	1.745
8. GROMMET	1.745
9. HOSE	3.675
10. HOSE	1.762
11. HOSE	8.962
12. VALVE ASM	1.745
13. CLAMP	1.166
14. HOSE	1.762
15. STUD	3.403
16. VALVE ASM	3.670
17. SILENCER ASM	3.672
18. CLAMP	1.166
19. VALVE ASM	3.670
20. PIPE ASM	3.675



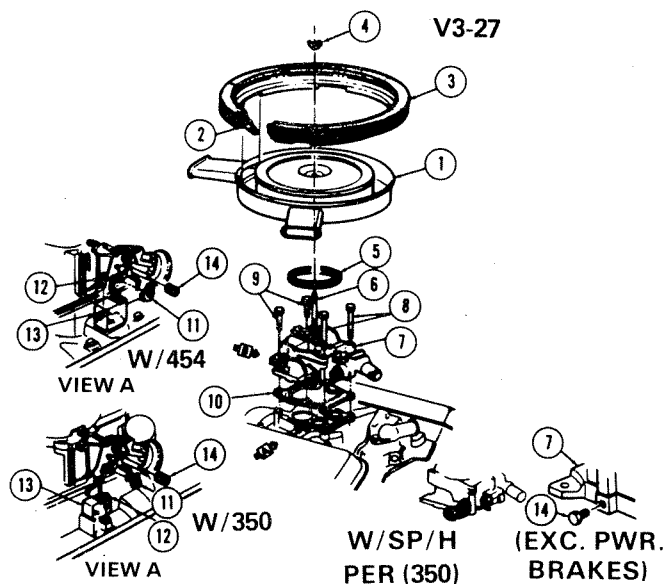
1970-76 "Y" V-8 ENG. 350 A.I.R. PUMP MOUNTING

1. PUMP ASM, AIR Pump	3.660	6. BRACE, AIR Pump Mounting	3.655
2. BRACE, Curved (1 1/2"-31/32" x 4 7/64" x 17/64")	2.317	7. WASHER (3/8")	8.929
3. WASHER (3/8")	8.931	8. BOLT (3/8"-16 x 1")	8.900
4. STUD, Coolant Pump	1.073	9. BOLT (3/8"-16 x 5 1/4")	8.900
5. NUT (3/8"-16)	8.915	10. NUT (3/8"-16)	8.917
		11. BRACKET, Pump	3.655



1970-76 "Y" 350 SPEC. H/P DIVERTER VALVE

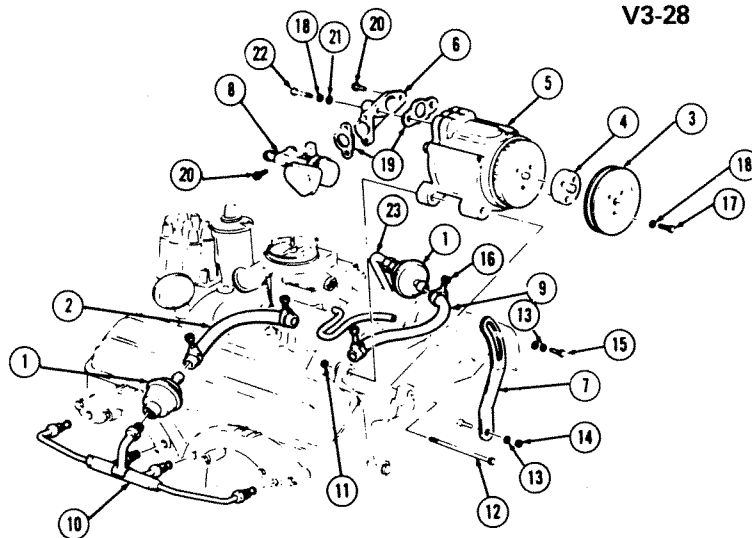
1. HOSE (Cut as Req)	8.962	6. VALVE ASM, AIR	3.670
2. CLAMP, Htr to Valve & Htr to Water Pump (11/16" x 1 1/4")	1.166	7. HOSE-RH (Cut as Req)	8.962
3. PIPE ASM, Exh Gas Combustion-LH	3.675	8. BOLT (1/4"-20 x 3/4")	8.900
4. PIPE ASM, Air Inj-RH	3.675	9. WASHER (1/4")	8.931
5. VALVE ASM, AIR	3.670	10. WASHER (17/64"-5/8" x 1/16")	8.929
		11. BOLT (1/4"-20)	8.900
		12. GASKET, Diverter Valve	3.680
		13. ELBOW, Diverter Valve Mtg	3.680



V3-27

1974 "Y" AIR CLEANER AND SEAL, CARBURETOR AND CHOKE

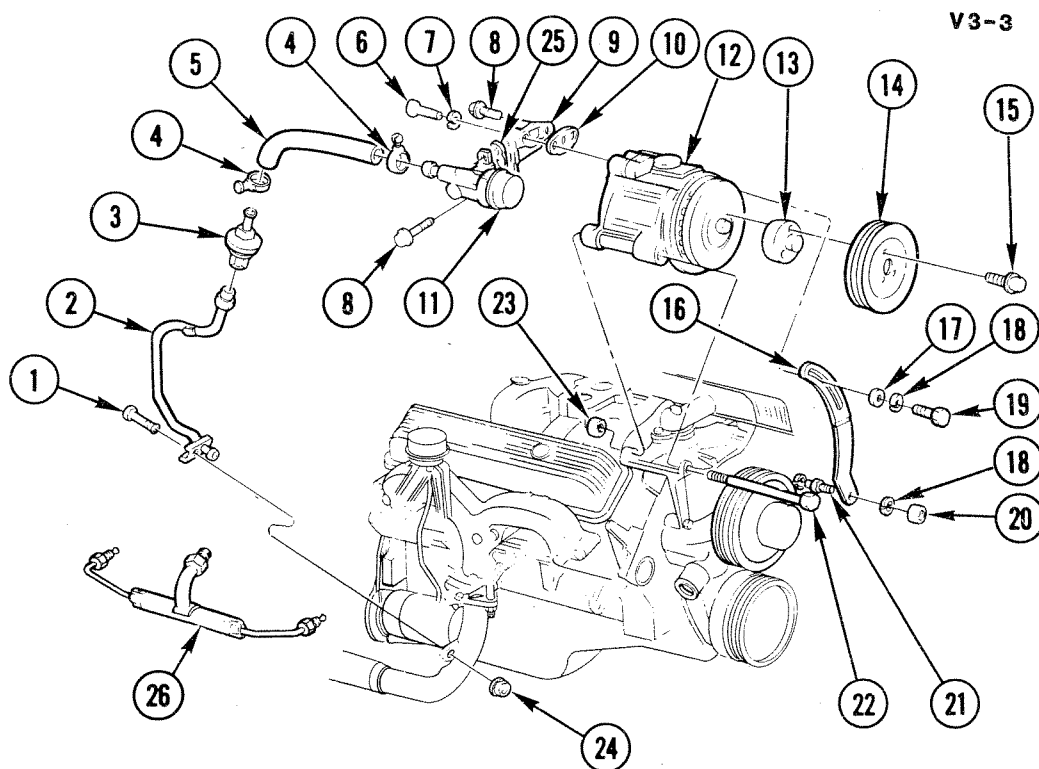
1. CLEANER, W/Silencer	3.402
2. FLANGE, Air Cleaner Seal	3.406
3. SEAL, Air Cleaner to Hood	3.417
4. NUT, Wing, Air Cleaner Stud	8.920
5. GASKET, Air Cleaner and Silencer	3.403
6. STUD, Air Cleaner	3.403
7. CARBURETOR ASM	3.725
8. BOLT, Carb Front (5/16"-18 x 3 3/4")	8.900
9. BOLT, Carb Rear (5/16"-18 x 1 1/4")	8.900
10. INSULATOR ASM, Carb Heat	3.726
11. CLIP, Auto Choke Rod	3.425
12. SCREW ASM, Auto Choke Therm Cover and Rod to Inl Manif(#10-24 x 1/2")	8.913
13. CHOKE ASM, Auto	N.S.
14. PLUG, Carb Vacuum Hole (1/4")	8.971



V3-28

1973-75 "Y" AIR INJECTOR REACTOR (A.I.R.)

1. VALVE ASM, Air Injection Check	3.670
2. HOSE	8.963
3. PULLEY, Air Injector Reactor	3.650
4. SPACER, Pulley Pump	3.650
5. PUMP ASM, Air Injector Reactor Pump	3.660
6. ELBOW, Air Inj Diverter Valve	3.680
7. BRACE, Air Inj Pump Pivot	3.655
8. VALVE ASM, Relief Diverter Valve Asm	3.670
9. HOSE, Air Inj Divider Valve	8.962
10. PIPE ASM, Air Injection	3.675
11. NUT (25/64"-16)	8.917
12. BOLT, Pump Pivot (3/8"-16 x 5 1/4")	3.655
13. WASHER, Spring Type	8.931
14. NUT, Hex (3/8"-16)	8.900
15. BOLT, Hex (3/8"-16)	8.900
16. CLAMP	9.214
17. BOLT (1/4"-20 x 1 3/8")	8.900
18. WASHER, Spring Lock (1/4")	8.915
19. GASKET, Air Injection Pump Exh Tube	3.680
20. BOLT (1/4"-20 x 5/8")	8.900
21. WASHER (ID 9/32" x OD 5/8" x 5/64")	8.929
22. BOLT (3/8"-16)	8.900
23. PIPE ASM, Air Injection	3.675



V3-3

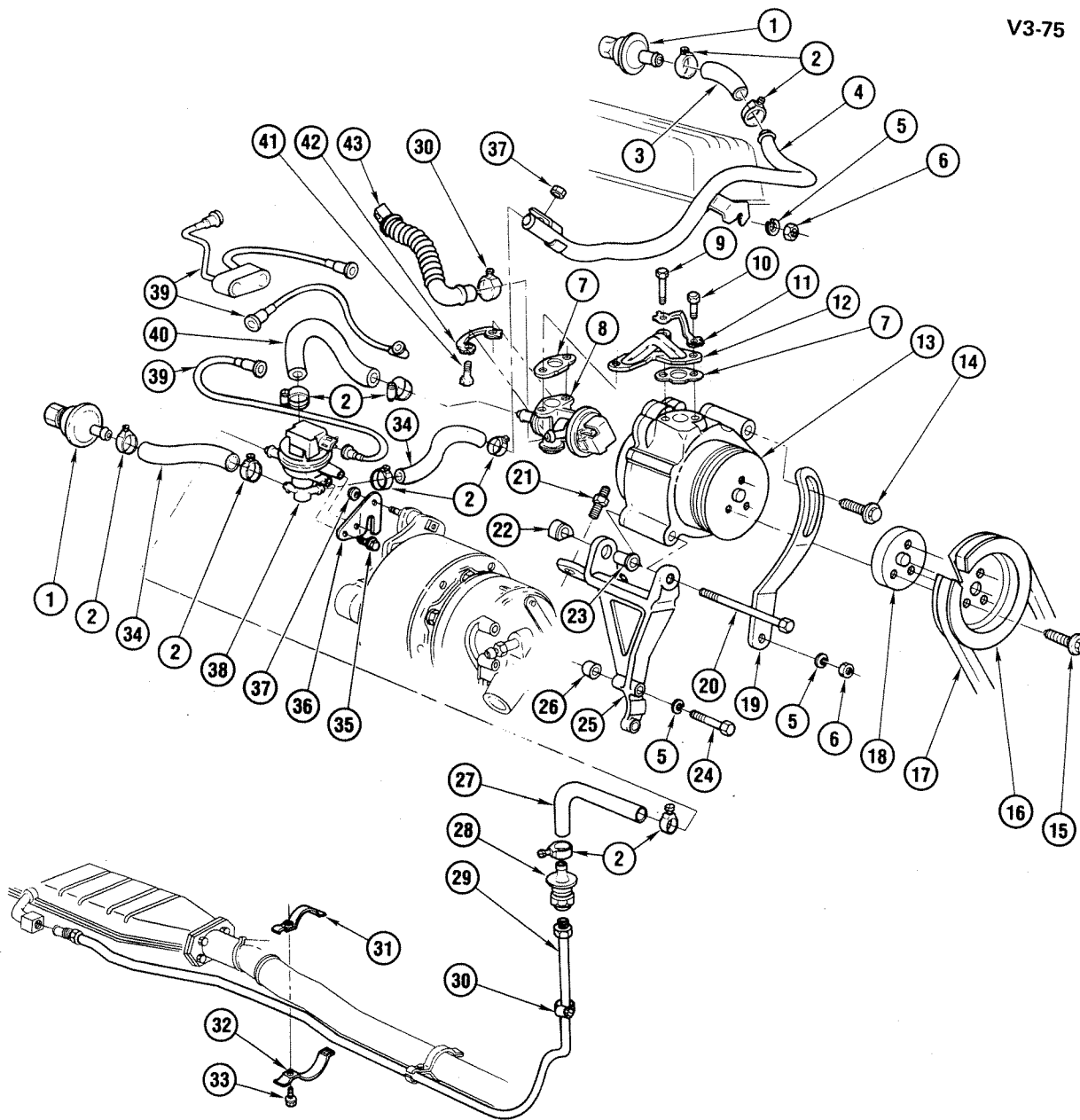
1976-81 "Y" A.I.R. SYSTEM

1. BOLT (3/8"-16 x 1 1/8")	8.900
2. PIPE ASM, Conv Air	3.675
3. VALVE, Air Injection Check	3.670
4. CLAMP, Hose	1.166
5. HOSE, Air Injection Reactor	N.S.
6. BOLT, Air Injection Diverter Valve (1/4"-20 x 1 5/8")	N.S.
7. WASHER (1/4" Med)	8.931
8. SCREW, Air Injection Diverter Valve Elbow	8.909
9. CONNECTOR, Air Injection Diverter Valve	3.680
10. GASKET, Diverter Valve	3.680
11. VALVE, Diverter Air Injection Reactor	3.670
12. PUMP, Air Injection Reactor	3.660
13. SPACER, Pump Pulley (3/4" Thick)	3.650
14. PULLEY, Air Injection Reactor	3.650
15. BOLT & WASHER ASM, Air Injection Pump Pulley	8.900
16. BRACE, Air Injection Reactor Pump Mtg	3.655
17. WASHER (23/32" x 47/64")	8.929
18. WASHER (3/8" x 43/64")	8.931
19. BOLT (3/8"-16 x 1")	8.900
20. NUT (3/8"-16)	8.915
21. STUD, Pump (3/8"-16 x 2 15/16")	N.S.
22. BOLT, Pump Pivot (3/8"-16 x 5 1/4")	3.655
23. NUT (3/8"-16)	8.917
24. NUT (3/8"-16)	8.915
25. GASKET	3.680
26. PIPE ASM	3.675

NOTES

BLANK-5

V3-75



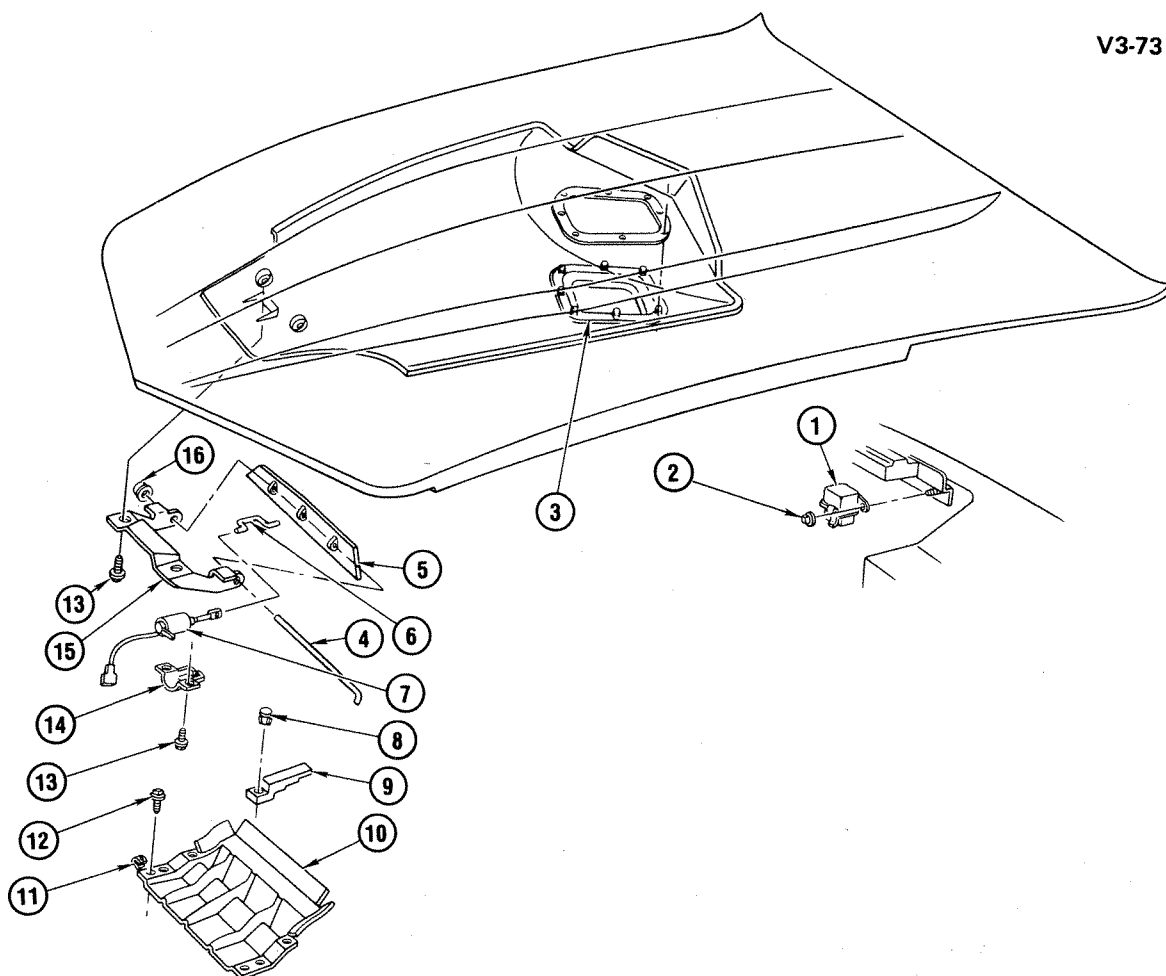
V3-75

1982 "Y" A.I.R. SYSTEM

1982 "Y" A.I.R. SYSTEM

1.	3.670	VALVE, Air Inj Chk	22034703
2.	1.166	CLAMP, Worm Type (11/16" to 1 5/16")	1470030
3.	8.962	HOSE, Fuel, Oil, Evap (Bulk)(5/8" ID)	
4.	3.675	PIPE, Dclr Vlv Otl	14037664
5.	8.931	WASHER, Lk (M10)	
6.	8.915	NUT, Hex (3/8"-16)	
7.	3.671	GASKET, Air Inj Dvtr Vlv El	14015367
8.	3.670	VALVE, Air Inj Cont	17070882
9.	8.900	BOLT, Hex (M8 x 1.25 x 45)	
10.	8.900	BOLT, Hex Hd (M8 x 1.25 x 16)	
11.	3.671	LOCK, Dvtr Vlv El Bolt	14031171
12.	3.680	ELBOW, Air Inj Dvtr Vlv	14026170
13.	3.660	PUMP, Air Inj	7836920
	3.665	FAN, A.I.R. Pump	7835231
14.	8.900	BOLT, Hex (M10 x 1.5 x 20)	
15.	8.900	BOLT, Hex (M6 x 1 x 35)	
16.	3.650	PULLEY, Air Inj Pump	14023171
17.	1.066	BELT, A.I.R. Pump (7/16" x 32")(EW)	9433716
18.	3.650	SPACER, Air Inj Pump Pul	14017717
19.	3.655	BRACE, Air Inj Pump	14031170
20.	8.900	BOLT, Hex (M10 x 1.5 x 120)	
21.	3.265	STUD, Int Manif (9.171)	14037662
22.	3.655	NUT, Air Inj Pump Plv	14037663
23.	3.655	SPACER, Pump Brkt (2.277)	336028
24.	8.900	BOLT, Hex (3/8"-16 x 3 3/4")	
25.	3.655	BRACKET, Air Inj Pump	14037668
26.	3.655	SLEEVE, Pump Brkt (2.277)	14001805
27.	3.675	HOSE, Air Inj Eng Chk Vlv	14020682
28.	3.670	VALVE, Air Inj Ctltc Conv Chk	22017478
29.	3.675	PIPE, Ctltc Conv Air Inj	14044536
30.	1.166	CLAMP, Worm Type (1/2" to 31/32")	1470029
31.	3.690	CLAMP, Ctltc Conv Air Inj Pipe Up	14044532
32.	3.690	CLAMP, Ctltc Conv Air Inj Pipe Lwr	14044533
33.	8.977	SCREW, Hex Wa Hd Tap (M6.3 x 1.81 x 25)	
34.	8.962	HOSE, A.I.R. Pump (Bulk)(5/8" ID x 10')	
35.	8.977	SCREW, Hex Wa Hd Tap (M6.3 x 1.81 x 13)	
36.	3.671	BRACKET, Air Inj Sw Vlv	14037665
37.	9.171	NUT, Cmpr Brace & Brkt	14057004
38.	3.670	VALVE, Air Inj Sw	17070883
39.	8.962	HOSE, Fuel, Oil, Evap (Bulk)(5/32" ID)	
40.	3.675	HOSE, Air Inj Sw Vlv	14037666
41.	8.900	BOLT, Hex Wa (M8 x 1.25 x 18)	
42.	3.680	LOCK, Air Inj Dvtr	14015366
43.	3.675	HOSE, Air Inj Cont Vlv to A/Cl	14037667

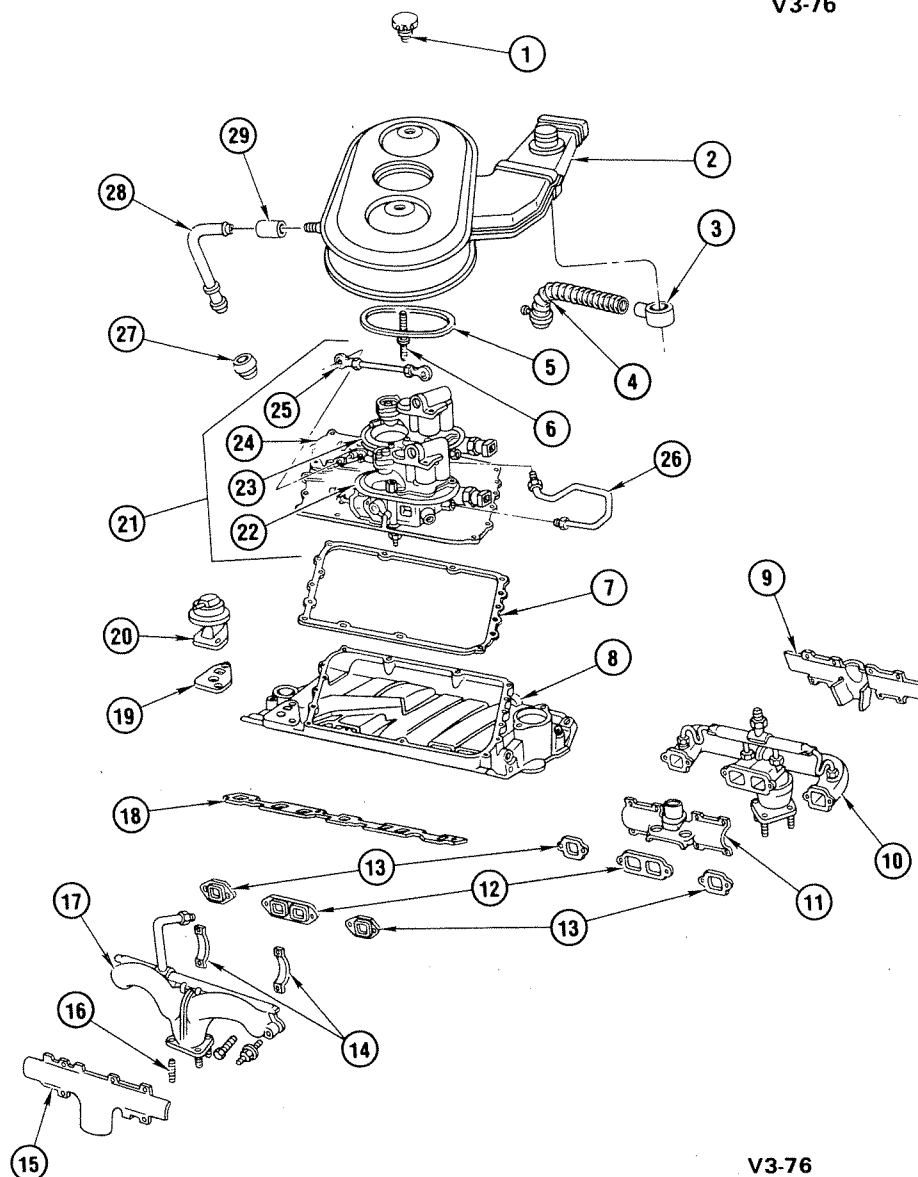
V3-73



V3-73

1982 "Y" HOOD AIR INTAKE

1.	3.415	RELAY, A/CI Dr Sol (3.140)	14039681
2.	8.917	NUT, Hex W/Con Wa (M4 x 0.7)	
3.	3.417	SEAL, Air Int Duct Frt	14045940
4.	3.415	ROD, Air Int Duct	14045999
5.	3.415	DOOR, Air Int Duct Frt	14033715
6.	3.415	ROD, Air Int Hood	14043249
7.	3.415	SOLDENOID, A/CI Air Int Scoop Dr	14043247
8.	1.270	RETAINER, Frt Air Int Duct (Push-in)	3966532
9.	3.417	SEAL, Ctr Air Int Duct	14045992
10.	3.417	DUCT, Air Int Frt	14038268
11.	8.921	NUT, Spring (#8-18)	
12.	8.977	SCREW, Hex Wa Hd C/Rec (M4.2 x 1.41 x 20)	
13.	8.977	SCREW, Hex Wa Hd Tap (M4.2 x 1.41 x 11)	
14.	3.415	BRACKET, A/CI Air Int Scoop Dr	14043248
15.	3.417	BRACKET, Air Int Duct Frt	14033722
16.	8.921	NUT, Push-on 1/8" Shf	



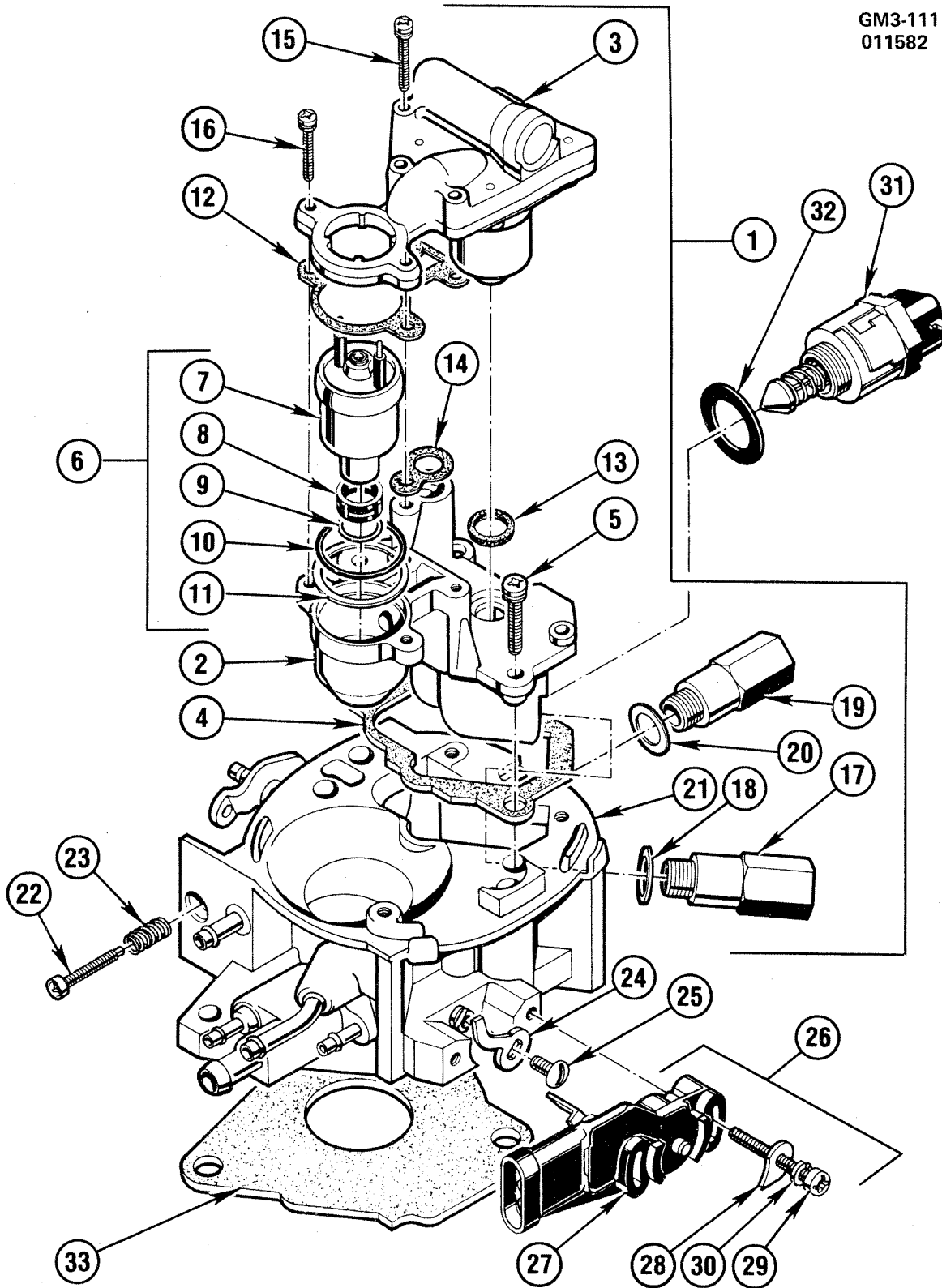
V3-76

1982 "Y" T.B.I. ASSEMBLY & AIR CLEANER

1.	3.403	NUT, A/Clnr	14047051	19.	3.680	GASKET, EGR Vlv	14031369
2.	3.402	AIR CLEANER	25040866	20.	3.670	VALVE, EGR (Includes #19)	17078423
3.	3.417	ELBOW, Carb Air Ht Stove	372586	21.	3.725	THROTTLE BODY UNIT, Complete (Incls #22 thru 26)	17078834
4.	3.417	PIPE, Htr Air	1260631	22.	3.725	THROTTLE BODY ASM, Frt (Slave Unit)(*1)	17078829
5.	3.403	SEAL, A/Clnr	14037770	23.	3.725	THROTTLE BODY ASM, Rear (Master Unit)(*1)	17078824
6.	3.403	STUD, A/Clnr	14037769	24.	3.726	COVER KIT, Manif Inlet	17078837
7.	3.726	GASKET, Throttle Body Inj	14044605	25.	3.463	ROD KIT, W/Bearing, Throttle	17078836
8.	3.265	MANIFOLD, Int	14044606	26.	3.163	TUBE KIT, Fuel	17072588
9.	3.417	STOVE, Eng Air Ht Otr	14045843	27.	1.745	GROMMET, C/Case Vent-RH	3989348
10.	3.601	MANIFOLD, Exh-LH	14037671		1.745	GROMMET, C/Case Vent-LH	3989349
11.	3.417	STOVE, Eng Air Ht Inr	14045844	28.	1.762	TUBE, C/Case Vent	14045840
12.	3.602	GASKET, Exh Manif Ctr	14004091	29.	8.962	HOSE, Fuel-Oil Evap (Bulk 3/4" ID)	
13.	3.602	GASKET, Exh Manif	14004090				
14.	3.602	STRAP, Exh Manif Ht Shld	14023182				
15.	3.602	SHIELD, Exh Manif Ht	14045850				
16.	3.613	STUD, C/Ovr Pipe to Manif	483543				
17.	3.601	MANIFOLD, Exh-RH	14037672				
18.	3.270	GASKET KIT, Int Manif (Incls LH & RH)	14034932				

NOTE 1: For information on components see, Throttle Body Injection Unit illustration.

GM3-111
011582



GM3-111.1

1982 "Y" THROTTLE BODY INJECTION UNIT

1982 "Y" THROTTLE BODY INJECTION UNIT

1. METER ASM, Fuel	N.S.
2. BODY ASM, Fuel Meter(*2,4)	N.S.
3. COVER, W/Regulator, Fuel Meter(*2,3)	N.S.
4. GASKET, Fuel Meter Body(*1,2)	N.S.
5. SCREW, W/Washer, Meter to Body(*2,10)	N.S.
6. INJECTOR KIT, Fuel(*5)	3.774
7. INJECTOR, Fuel(*2,5)	N.S.
8. FILTER, Fuel Injector Nozzle(*2,5)	N.S.
9. SEAL, Injector-Small "O" Ring(*1,2,5)	N.S.
10. SEAL, Injector-Large "O" Ring(*1,2,5)	N.S.
11. WASHER, Injector Back-Up(*1,2,5)	N.S.
12. GASKET, Fuel Meter Cover(*1,2,5,10)	N.S.
13. SEAL, Pressure Regulator Dust(*1,2,5,10)	N.S.
14. GASKET, Fuel Meter Outlet(*1,2,5)	N.S.
15. SCREW, W/Washer, Cover-Long (3 Req)(*2,10)	N.S.
16. SCREW, W/Washer, Cover-Short (2 Req)(*2,10)	N.S.
17. NUT, Fuel Inlet(*8)	N.S.
18. GASKET, Fuel Inlet Nut(*1,8)	N.S.
19. NUT, Fuel Outlet(*8)	N.S.
20. GASKET, Fuel Outlet Nut(*1,8)	N.S.
21. BODY ASM, Throttle(*6)	N.S.
22. SCREW, Throttle Stop(*6)	N.S.
23. SPRING, Throttle Stop Screw(*6)	N.S.
24. LEVER, Throttle Position Sensor(*6,7,10)	N.S.
25. SCREW, Throttle Lever Attch(*6,7,10)	N.S.
26. SENSOR KIT, Throttle Position(*7)	3.440
27. SENSOR, Throttle Position(*6,7)	N.S.
28. RETAINER, Sensor(*7,10)	N.S.
29. SCREW, Sensor Attch(*6,7,10)	N.S.
30. WASHER, Sensor Screw(*6,7,10)	N.S.
31. VALVE ASM, Idle Air Control(*9)	N.S.
32. GASKET, Cont Vlv to Throttle Body(*1,9)	N.S.
33. GASKET, Flange Mounting(*1)	N.S.

NOTE: The information displayed here is typical of both Front (Slave) & Rear (Master) Body Assemblies.

NOTE 1: Group 3.724 GASKET KIT, Injection Unit-Incl #4,9,10,11,12,13,14,18,20,32 & 33.

NOTE 2: Group 3.734 METER KIT, Fuel-Incl #2,3,4,5,7,8,9,10,11,12,13,14,15,16,18 & 20.

NOTE 3: Group 3.734 COVER ASM, Fuel Meter-Incl #3 & 12.

NOTE 4: Group 3.734 BODY KIT, Fuel Meter-Incl #2.

NOTE 5: Group 3.774 INJECTOR KIT, Fuel-Incl #7,8,9,10,11,12,13 & 14.

NOTE 6: Group 3.729 BODY KIT, Throttle-Incl #21,22,23,24,25,28,29 & 30.

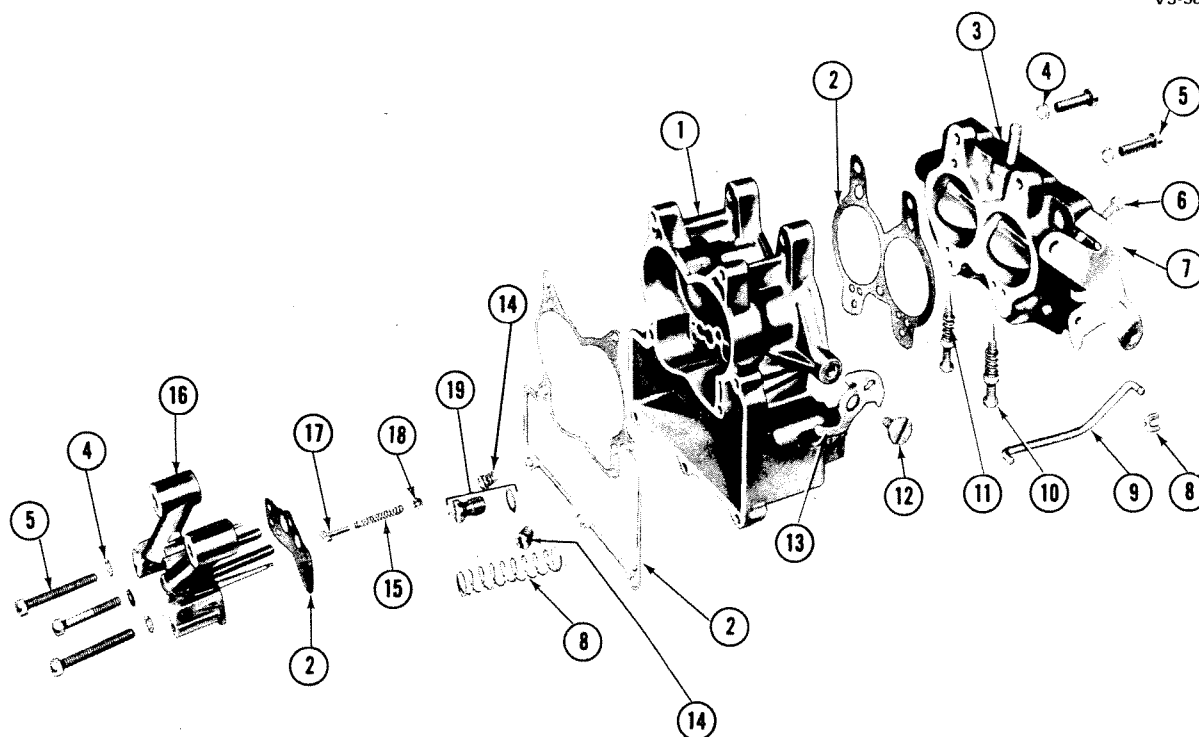
NOTE 7: Group 3.440 SENSOR KIT, Throttle Position-Incl #24,25,27,28,29 & 30.

NOTE 8: Group 3.724 NUT KIT, Fuel Inlet/Outlet-Incl #17,18,19 & 20.

NOTE 9: Group 3.766 CONTROL KIT, Idle Air-Incl #31 & 32.

NOTE 10: Group 3.724 SCREW KIT, Injector Unit Asstd-Incl #5,15,16,24,25,28,29 & 30.

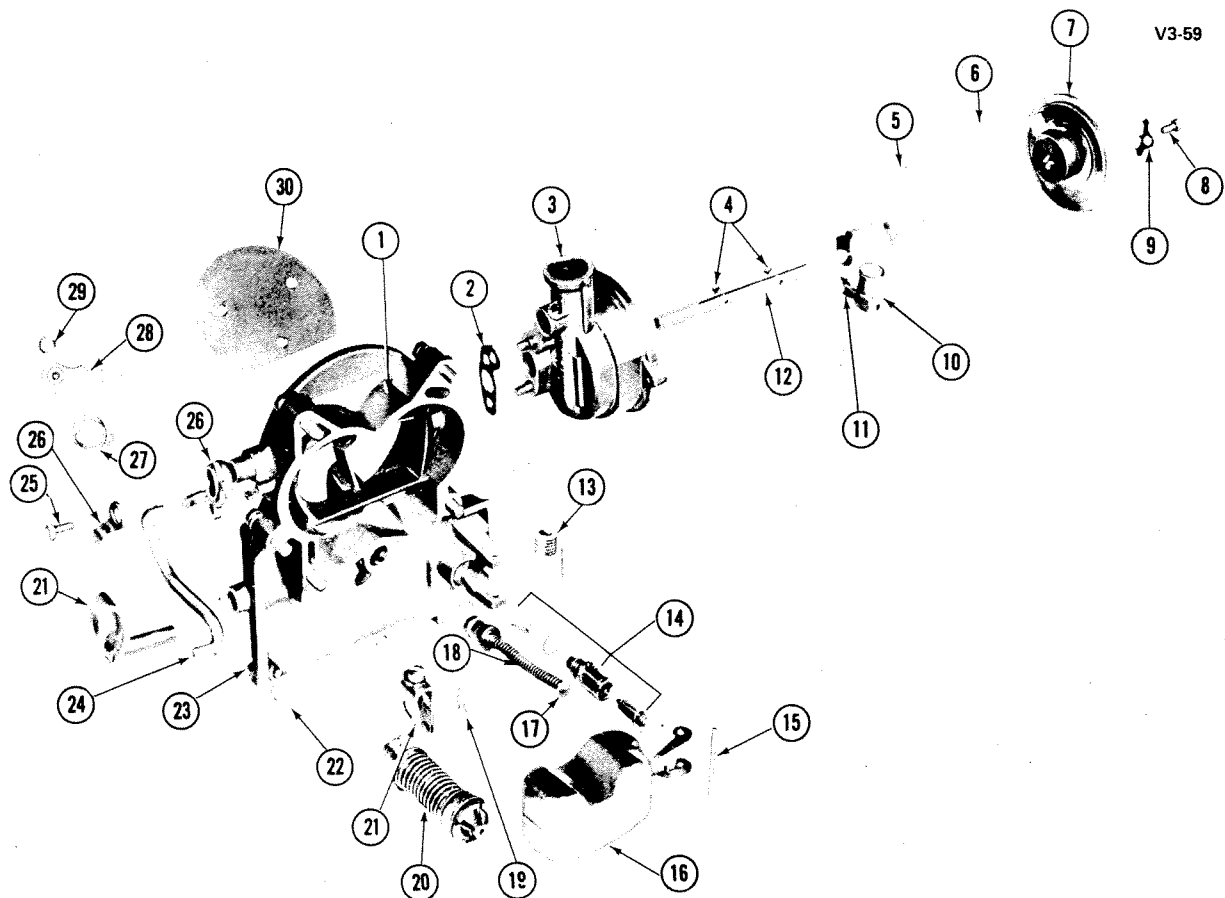
V3-58



V3-58

1955-69 ROCHESTER 2 BBL. CARBURETOR-THROTTLE BODY AND BOWL

1. BOWL	3.734
2. GASKET, Part of UNIT 3.724	N.S.
3. BODY	3.729
4. WASHER, Lock	8.931
5. BOLT	8.907
6. SCREW	3.761
7. LEVER	N.S.
8. SPRING	3.841
9. LINK	3.843
10. SCREW	3.822
11. SPRING	3.823
12. SCREW	3.767
13. CAM	3.766
14. JET	3.792
15. SPRING	3.825
16. VENTURI	3.786
17. GUIDE	3.825
18. BALL	3.825
19. VALVE UNIT	3.858

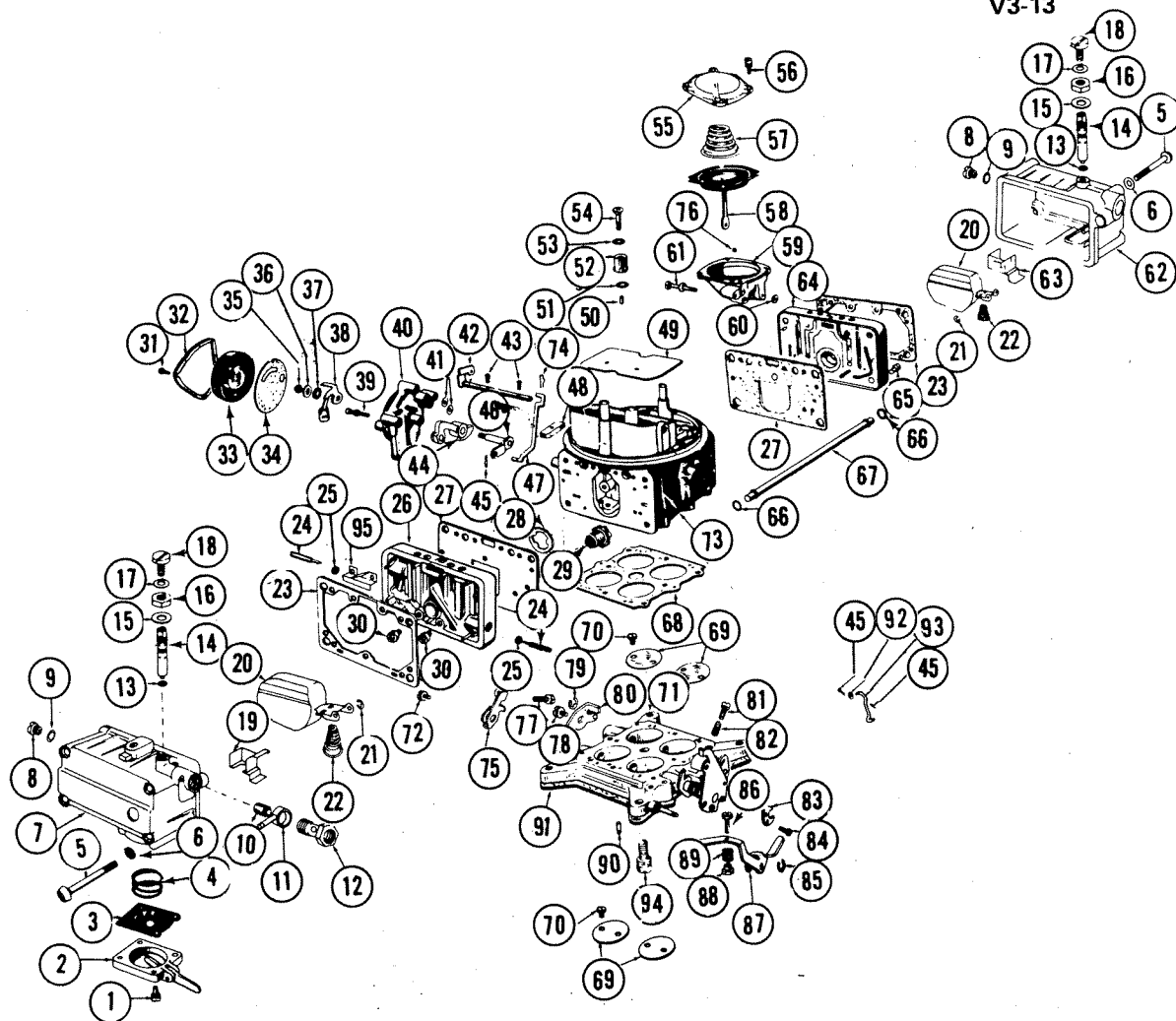


V3-59

1955-69 ROCHESTER 2 BBL. CARBURETOR-HORN AND CHOKE

1. HORN	3.730	16. FLOAT	3.745
2. GASKET	3.750	17. PISTON	3.858
3. HOUSING	3.750	18. SPRING	3.859
4. SCREW	3.751	19. SPRING	3.841
5. PLATE	3.750	20. PLUNGER	3.838
6. GASKET	3.750	21. LEVER	3.842
7. COVER	3.750	22. BOLT	3.730
8. SCREW	8.907	23. WASHER, Lock	8.931
9. RETAINER	3.750	24. ROD	3.752
10. PISTON	3.752	25. BOLT	8.907
11. PIN	3.752	26. LEVER	3.752
12. SHAFT	3.752	27. SPRING (Cab Over Engine)	3.753
13. CONNECTOR	3.740	28. LEVER (Cab Over Engine)	3.752
14. NEEDLE UNIT	3.814	29. RETAINER (Cab Over Engine)	3.752
15. PIN	3.747	30. VALVE	3.751

V3-13



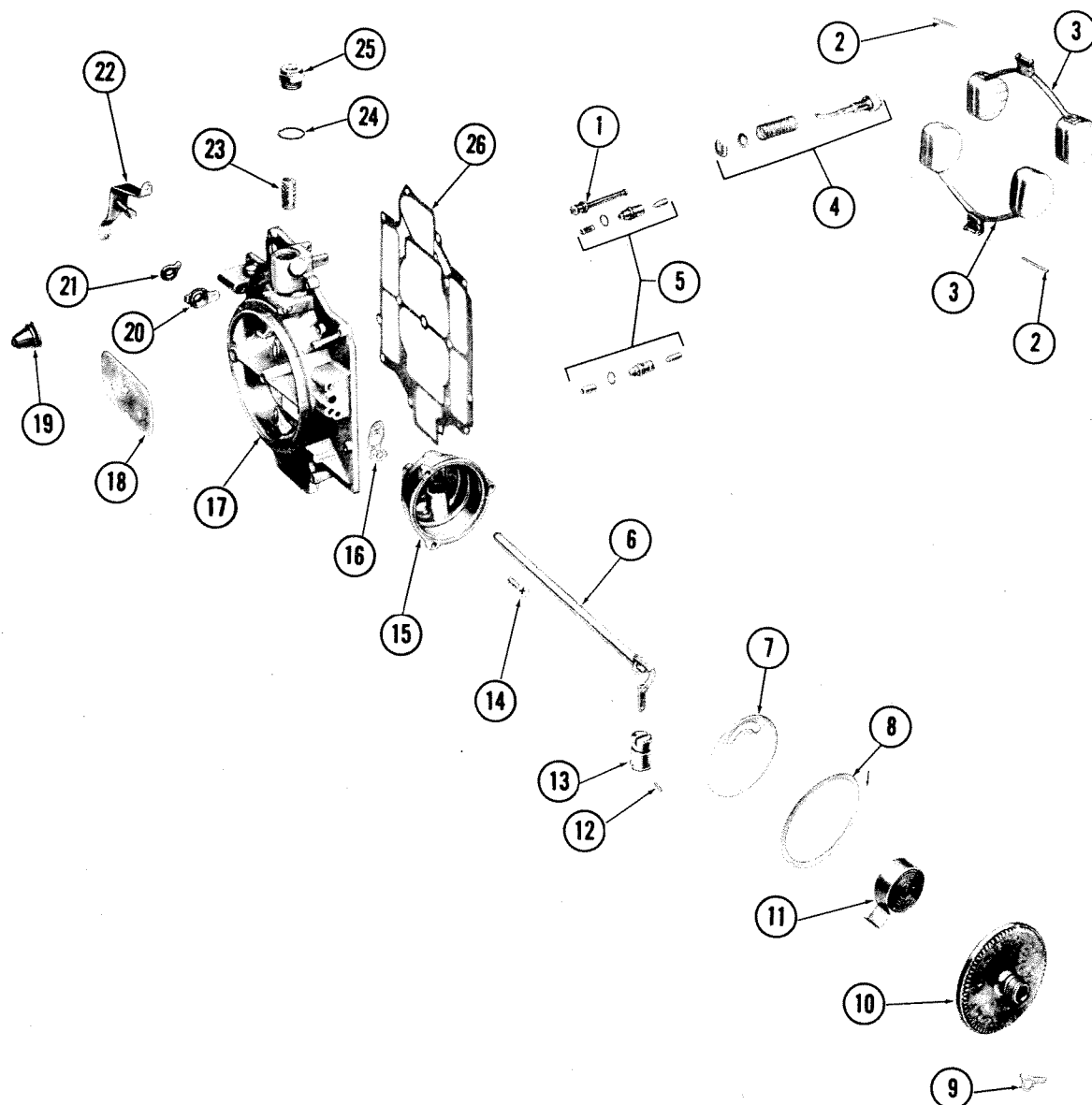
V3-13

1964-72 HOLLEY 4 BBL. CARBURETOR

1964-72 HOLLEY 4 BBL. CARBURETOR

1. SCREW, Pump Cover	3.838	50. VALVE, Pump Discharge Needle	3.858
2. COVER ASM, Fuel Pump	3.838	51. GASKET, Part of Kit	N.S.
3. DIAPHRAGM ASM	3.838	52. NOZZLE, Pump Discharge	3.774
4. SPRING, Diaphragm Return	3.841	53. GASKET, Part of Kit	N.S.
5. SCREW, Bowl to Body	3.730	54. SCREW, Pump Discharge Nozzle	3.841
6. GASKET, Part of Kit	N.S.	55. COVER, Diaphragm Housing	
7. BOWL, Fuel W/Plugs (Primary)	3.734	(Secondary)	3.858
8. PLUG, Fuel Level Check	3.747	56. SCREW, Diaphragm Cover Asm	
9. GASKET, Part of Kit	N.S.	(Secondary)	3.755
10. SCREEN, Filter	3.740	57. SPRING, Diaphragm (Secondary)	3.859
11. TUBE	3.740	58. DIAPHRAGM & ROD ASM,	
12. FITTING, Fuel Inlet	3.740	(Secondary)	3.758
13. SEAL, "O" Ring, Part of Kit	N.S.	59. HOUSING, Diaphragm (Secondary)	3.838
14. NEEDLE UNIT, Float	3.814	60. GASKET, Part of Kit	N.S.
15. GASKET, Part of Kit	N.S.	61. SCREW, Diaphragm Housing Asm (#8-	
16. NUT, Fuel Valve Seat Adjusting	3.814	32 x 1")	8.907
17. GASKET, Part of Kit	N.S.	62. BOWL ASM, Fuel W/Plugs	
18. SCREW, Fuel Valve Seat Lock	3.814	(Secondary)	3.734
19. PLATE, Primary Baffle	3.750	63. PLATE, Baffle (Secondary)	N.S.
20. FLOAT ASM	3.745	64. BODY ASM, Main Metering W/Plugs	
21. RETAINER	8.934	(Secondary)	3.734
22. SPRING, Float	3.747	65. JET, Main (Secondary)	3.792
23. GASKET, Part of Kits	N.S.	66. SEAL, Part of Kit	N.S.
24. SCREW, Idle Adjusting	3.822	67. PIPE, Fuel Line	3.740
25. SEAL, Part of Kit	N.S.	68. GASKET, Part of Kit	N.S.
26. BODY, Main Metering W/Plugs		69. PLATE, Throttle (Primary & Secondary)	N.S.
(Primary)	3.734	70. SCREW, Throttle Plate	3.761
27. GASKET, Part of Kit	N.S.	71. BODY ASM, Throttle W/Shaft	3.729
28. GASKET, Part of Kit	N.S.	72. SCREW (#10-32 x 5/16")	8.913
29. VALVE ASM, Power	3.858	73. AIR HORN, Carburetor	N.S.
30. JET, Main (Secondary)	3.792	74. RETAINER, Choke Rod	3.752
31. SCREW, Thermostat Housing Clamp		75. LEVER, Fast Idle Cam	3.766
(#8-32 x 7/16")	8.907	76. BALL, Part of Kit	N.S.
32. CLAMP, Thermostat Housing	N.S.	77. SCREW, Fast Idle Cam Lever Adjusting	3.767
33. HOUSING ASM, Thermostat	3.750	78. SCREW	N.S.
34. GASKET, Part of Kit	N.S.	79. RETAINER, Diaphragm Link	
35. NUT, Choke Thermostat Shaft (#8-36)	8.915	(Secondary)	8.934
36. WASHER, Lock, Choke Shaft Nut (#8)	8.932	80. LEVER ASM, Diaphragm	3.858
37. SPACER, Choke Thermostat Lever	3.752	81. SCREW, Throttle Stop (#10-32 x 1")	8.907
38. LINK & PISTON ASM, Choke		82. SPRING, Throttle Stop Screw	3.761
Thermostat Lever	3.752	83. CAM, Pump	3.842
39. SCREW, Choke Housing	3.750	84. SCREW, Pump Cam Lock	3.841
40. HOUSING ASM, Choke W/Plugs	3.750	85. RETAINER, Pump Operating Lever	3.841
41. GASKET, Part of Kit	N.S.	86. SCREW, Pump Lever Adjusting	3.842
42. SHAFT ASM, Choke	3.752	87. LEVER, Pump Operating	3.842
43. SCREW, Valve	3.751	88. FITTING, Pump Lever Adjusting	3.842
44. CAM ASM, Fast Idle	3.766	89. SPRING, Pump Lever Adjusting	3.841
45. PIN, "C", Throttle Connecting Rod		90. SCREW, Diaphragm Lever Adjusting	3.838
(3/64" x 1/2")	8.938	91. GASKET, Part of Kit	N.S.
46. SHAFT ASM, Choke Housing W/Lever	3.752	92. WASHER, Throttle Connecting Rod	3.761
47. ROD, Choke	3.752	93. ROD, Throttle Connecting	3.762
48. SEAL, Choke Rod	3.752	94. SCREW, Throttle Body	3.741
49. PLATE, Choke	N.S.	95. BAFFLE, Metering Body Vent	3.852

V3-60

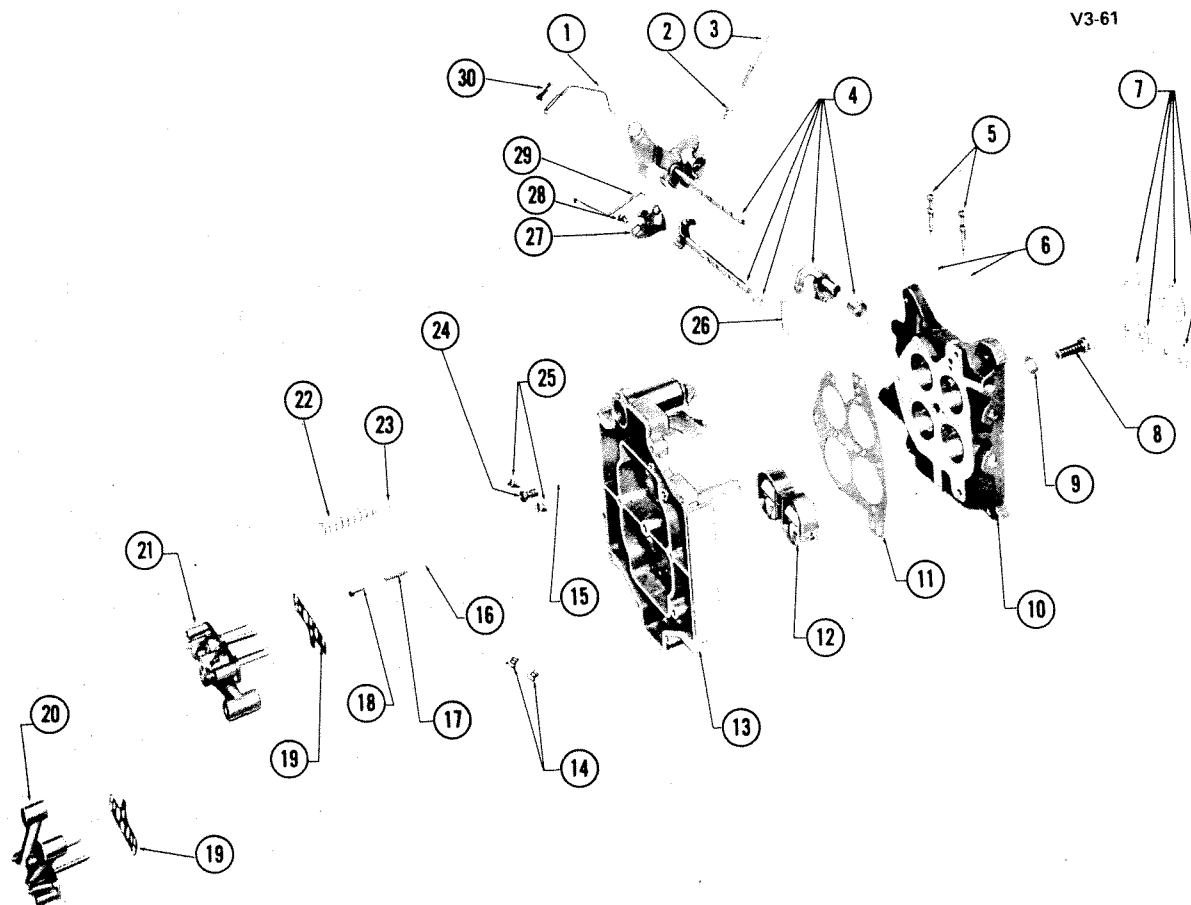


V3-60

1956-69 ROCHESTER 4 BBL. CARBURETOR AIR HORN ASM.

1. POWER PISTON	3.858	14. SCREW	3.750
2. PIN	3.747	15. HOUSING	3.750
3. FLOAT	3.745	16. GASKET	3.750
4. PLUNGER ASM	3.838	17. AIR HORN ASM	3.730
5. NEEDLE UNIT	3.814	18. VALVE	3.751
6. SHAFT	3.752	19. BOOT	3.838
7. PLATE	3.750	20. LEVER	3.752
8. GASKET	3.750	21. TRIP LEVER	3.752
9. RETAINER	3.750	22. PUMP LEVER ASM	3.842
10. COVER ASM	3.750	23. STRAINER	3.740
11. Part of 3.750 COVER ASM	N.S.	24. GASKET	3.740
12. PIN	3.752	25. NUT	3.740
13. PISTON	3.752	26. GASKET	3.738

V3-61

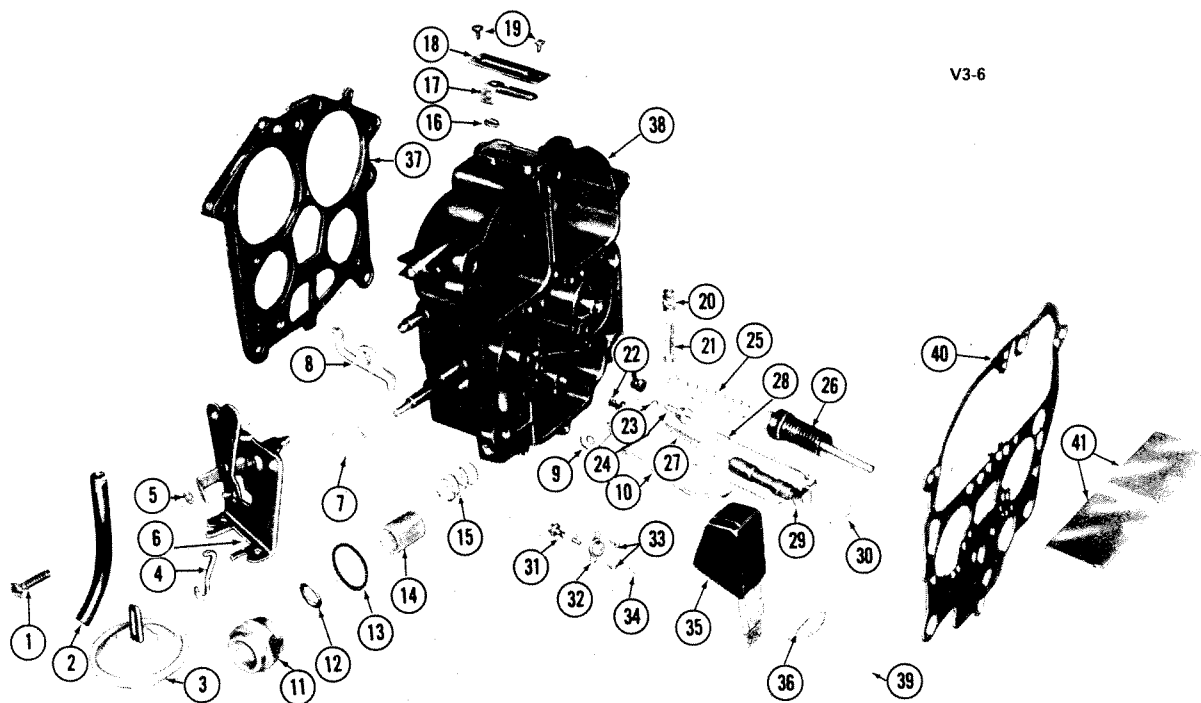


V3-61

1956-69 ROCHESTER 4 BBL. CARBURETOR THROTTLE BODY AND BOWL

1. PUMP ROD	3.843	16. BALL	3.825
2. SPRING	3.766	17. SPRING	3.825
3. SCREW	3.766	18. GUIDE	3.825
4. Part of 3.729 BODY ASM	N.S.	19. GASKET	3.790
5. SCREW	3.822	20. VENTURI (Secondary)	3.786
6. SPRING	3.823	21. VENTURI (Primary)	3.786
7. Part of 3.729 BODY ASM	N.S.	22. SPRING	3.841
8. BOLT	3.741	23. BALL	3.826
9. WASHER	8.931	24. VALVE UNIT	3.858
10. BODY ASM	3.729	25. JETS (Primary)	3.792
11. GASKET	3.735	26. LINK	3.762
12. AUX THROTTLE VALVE ASM	3.729	27. CAM	3.766
13. BOWL ASM	3.734	28. SCREW	3.767
14. JETS (Secondary)	3.792	29. CHOKE ROD	3.755
15. GASKET	3.463	30. CLIP	3.842

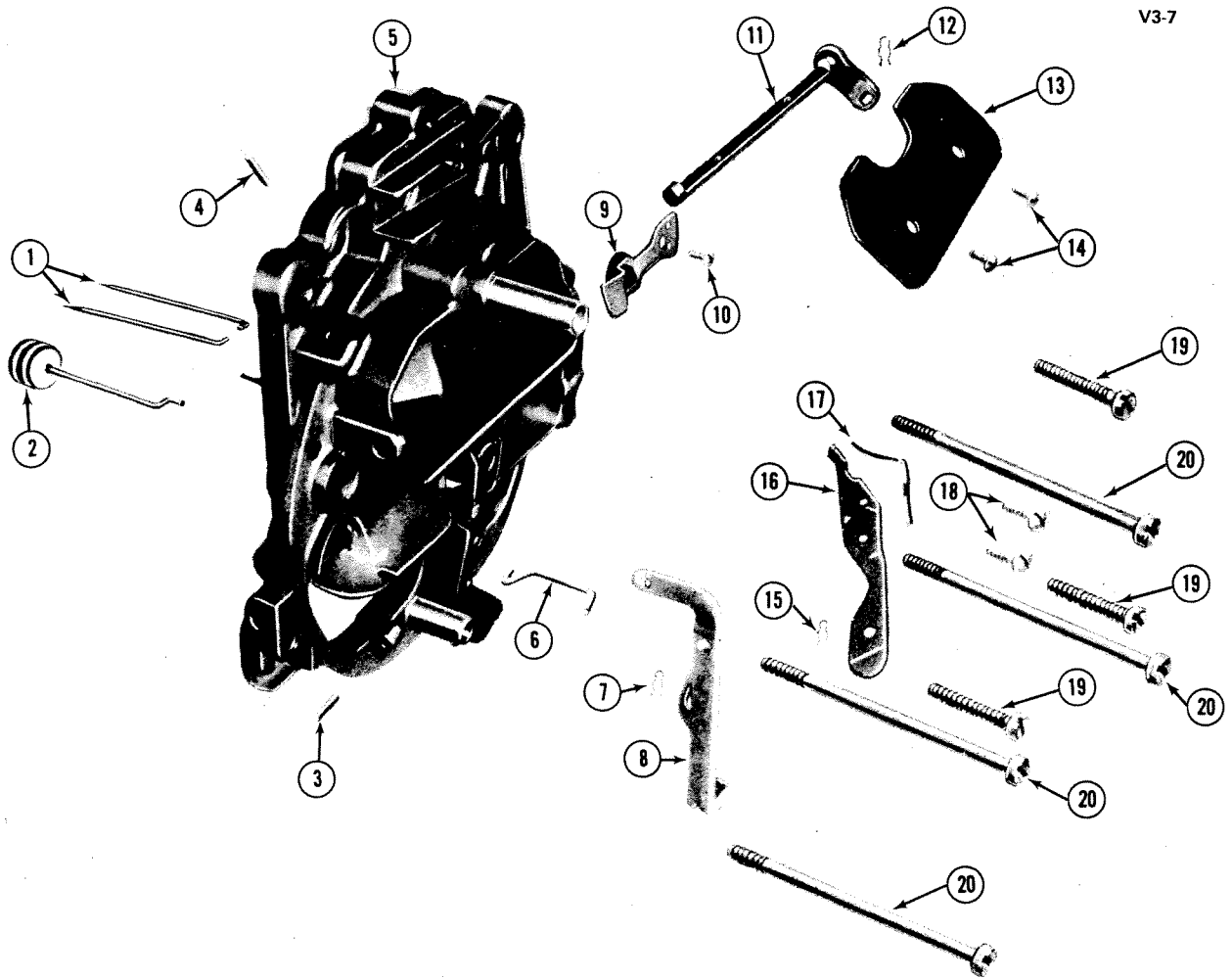
V3-6



V3-6

ROCHESTER 4 BBL. (QUADRAJET) FLOAT BOWL PARTS

1. SCREW	3.752	22. JET	3.792
2. HOSE	3.755	23. BALL	3.825
3. CONTROL ASM	3.755	24. RETAINER	3.826
4. ROD	3.755	25. SPRING	3.841
5. CLIP	N.S.	26. PUMP	3.838
6. BRACKET ASM	3.765	27. SPRING	3.859
7. CAM	3.766	28. METERING ROD	3.806
8. LEVER	3.752	29. POWER PISTON ASM	3.858
9. LEVER	3.752	30. SPRING	3.810
10. ROD	3.752	31. FLOAT NEEDLE and DIAPHRAGM ASM	3.814
11. NUT	3.740	32. RETAINER	3.814
12. GASKET	3.740	33. SCREW	3.814
13. GASKET	3.740	34. CLIP	3.740
14. FILTER	3.740	35. FLOAT ASM	3.734
15. SPRING	3.740	36. PIN	3.747
16. GASKET, Part of Gasket Kit	N.S.	37. Part of Gasket Unit	N.S.
17. IDLER COMPENSATOR ASM	3.820	38. FLOAT BOWL ASM	3.734
18. COVER	3.820	39. INSERT	3.734
19. SCREW	3.820	40. Part of Gasket Unit	N.S.
20. SPRING	N.S.	41. BAFFLE	3.740
21. SCREW	3.761		

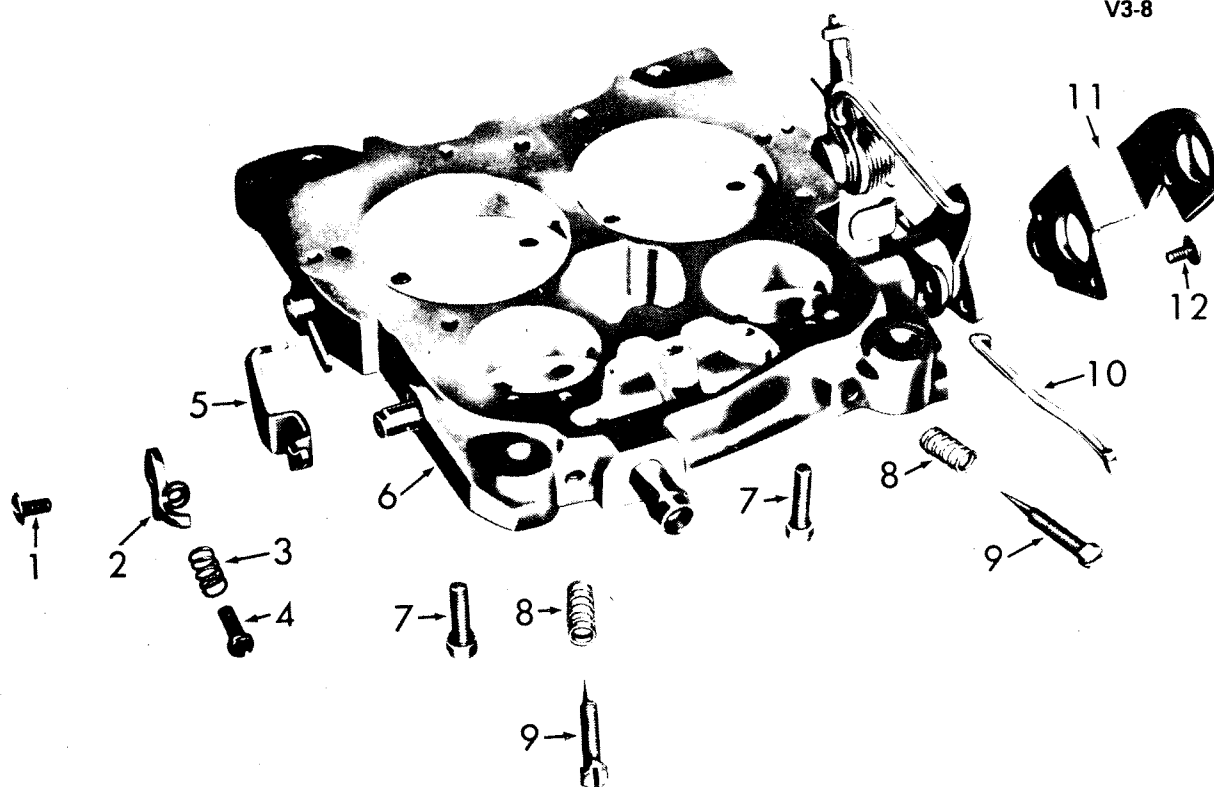


V3-7

ROCHESTER 4 BBL. (QUADRAJET) AIR HORN PARTS

1. ROD, Secondary	3.806
2. VALVE	3.440
3. PIN	3.440
4. PIN	3.440
5. HORN ASM	3.730
6. ROD	3.752
7. SPRING	8.934
8. LEVER	3.440
9. VALVE	3.852
10. SCREW	3.852
11. SHAFT AND LEVER ASM	3.752
12. SPRING	8.934
13. VALVE	3.751
14. SCREW	3.751
15. SPRING	8.934
16. LEVER	3.842
17. LEVER	N.S.
18. SCREW (#8-32 x 1/2")	3.730
19. SCREW (#10-32 x 1 1/8")	8.907
20. SCREW (#10-32 x 3")	3.730

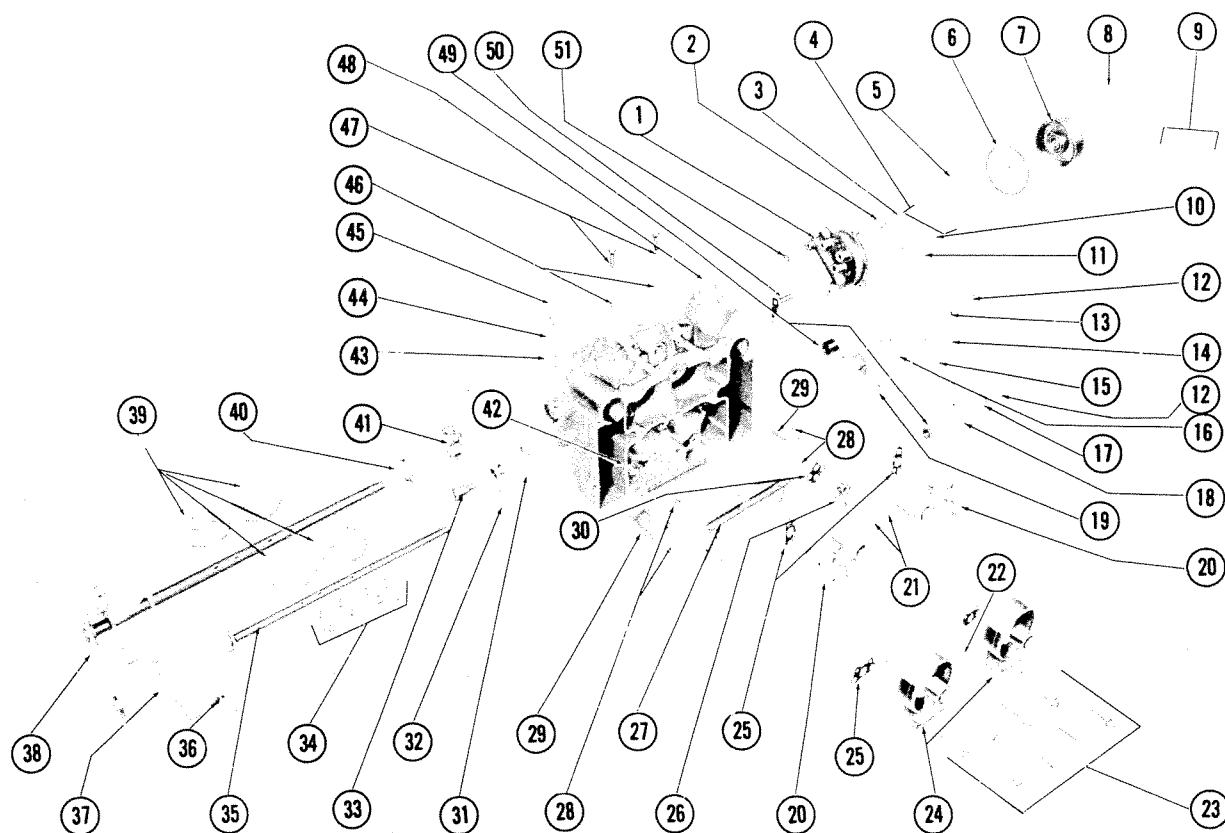
V3-8



V3-8

ROCHESTER 4 BBL. (QUADRAJET) THROTTLE BODY PARTS

1. SCREW	3.762
2. LEVER, Fast Idle	3.766
3. SPRING	3.766
4. SCREW	3.766
5. LEVER, Cam	3.766
6. THROTTLE BODY ASM	3.729
7. SCREW	3.741
8. SPRING	3.823
9. NEEDLE	3.822
10. ROD	3.843
11. LEVER	3.762
12. SCREW	3.762

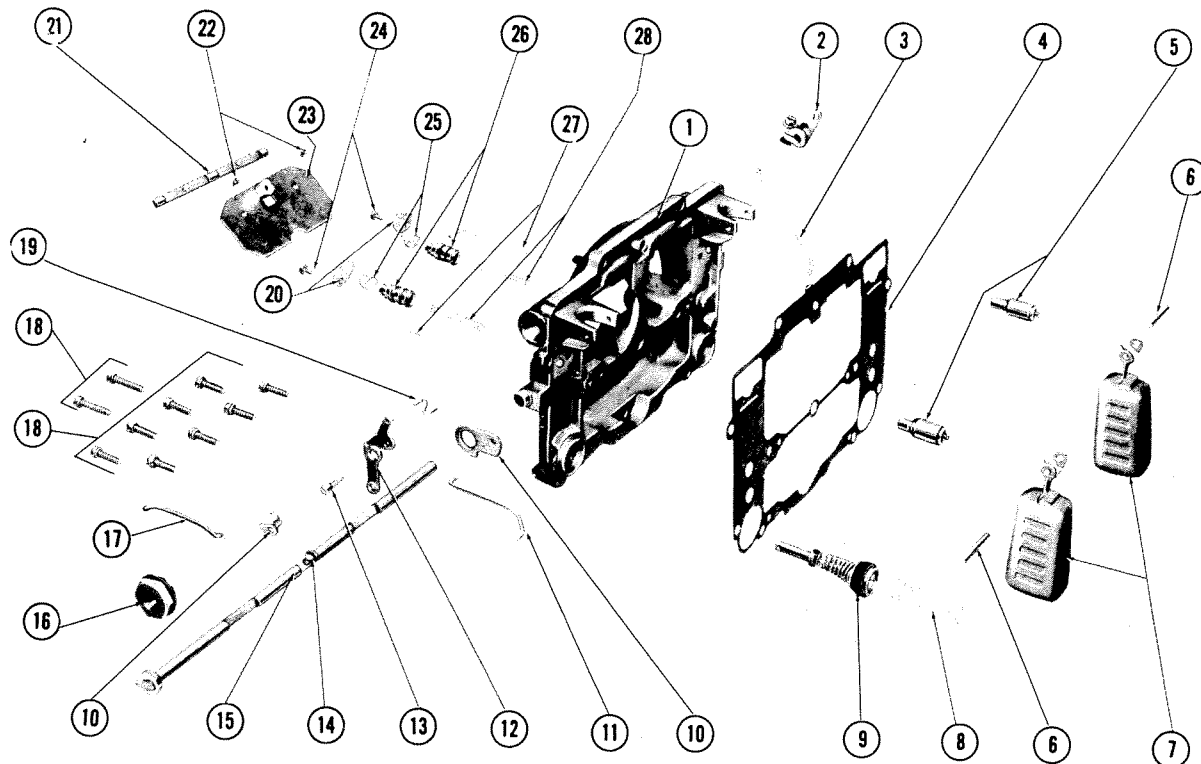


V3-62

1961-70 CARTER 4 BBL. CARBURETOR BOWL

1. HOUSING ASM	3.750	26. HOUSING ASM	3.844
2. PISTON	3.752	27. VALVE ASM	3.759
3. PIN	3.752	28. JET	3.792
4. SCREW	3.750	29. BAFFLE	N.S.
5. PLATE	3.750	30. GASKET	3.844
6. GASKET	3.750	31. ARM	3.762
7. COVER ASM	3.750	32. CAM ASM	3.766
8. RETAINER	3.750	33. SCREW	3.767
9. SCREW	N.S.	34. SCREW	3.761
10. SCREW	3.752	35. SHAFT ASM	3.759
11. LEVER ASM	3.752	36. RETAINER	3.766
12. SCREW	3.762	37. ROD	3.762
13. WASHER	3.762	38. SHAFT ASM	3.759
14. LEVER	3.762	39. VALVE	3.758
15. ROD	3.762	40. SPRING	3.753
16. ARM	3.762	41. LEVER ASM	3.762
17. WASHER	3.762	42. BALL	3.862
18. LEVER	3.762	43. SPRING	3.761
19. ARM	3.762	44. WASHER	3.761
20. VENTURI	3.786	45. SCREW	3.761
21. SCREW	3.752	46. SPRING	3.823
22. PLATE	3.780	47. SCREW	3.822
23. SCREW ASM	3.786	48. BOWL ASM	N.S.
24. VENTURI	3.786	49. SPRING	3.753
25. GASKET	3.790	50. SHAFT ASM	3.752
		51. GASKET	3.750

V3-63



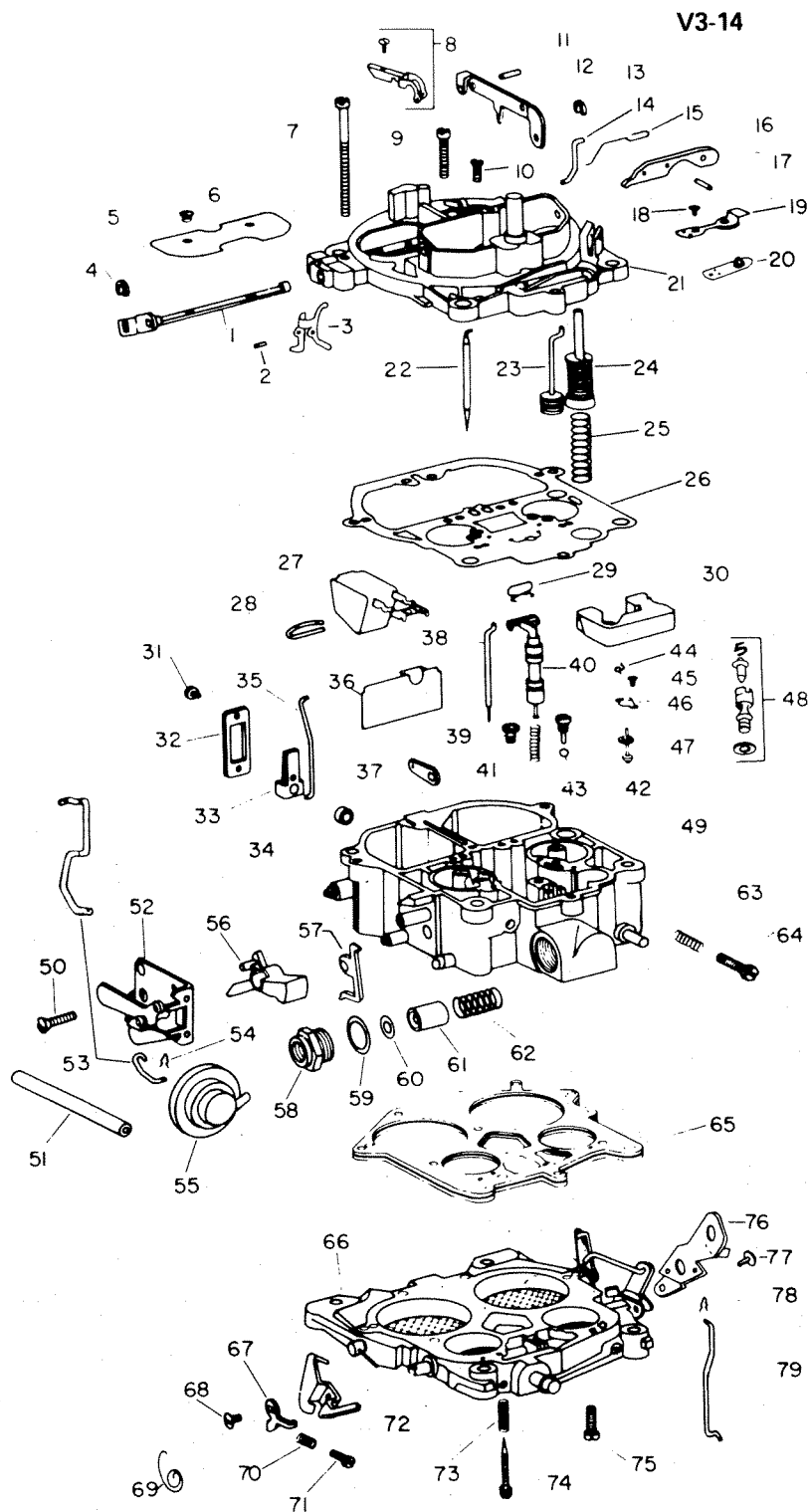
V3-63

1961-70 CARTER 4 BBL. CARBURETOR AIR HORN ASM.

1. HORN ASM	3.730
2. LEVER ASM	3.752
3. ROD	3.752
4. GASKET	3.738
5. NEEDLE ASM	3.814
6. PIN	3.747
7. FLOAT	3.745
8. SPRING	3.841
9. PLUNGER ASM	3.838
10. LEVER	N.S.
11. ROD	3.768
12. ARM	3.845
13. SCREW	3.838
14. SCREW	3.761
15. SHAFT ASM	3.752
16. FITTING UNIT	3.740
17. CONNECTOR	3.752
18. SCREW ASM	3.730
19. LINK	3.843
20. PLATE	3.858
21. SHAFT	N.S.
22. SCREW (#3-48 x 3/16")	N.S.
23. VALVE ASM	3.751
24. SCREW ASM	3.858
25. SPRING	3.810
26. PISTON	3.858
27. ROD	3.806
28. SPRING	3.859

NOTES

BLANK-6



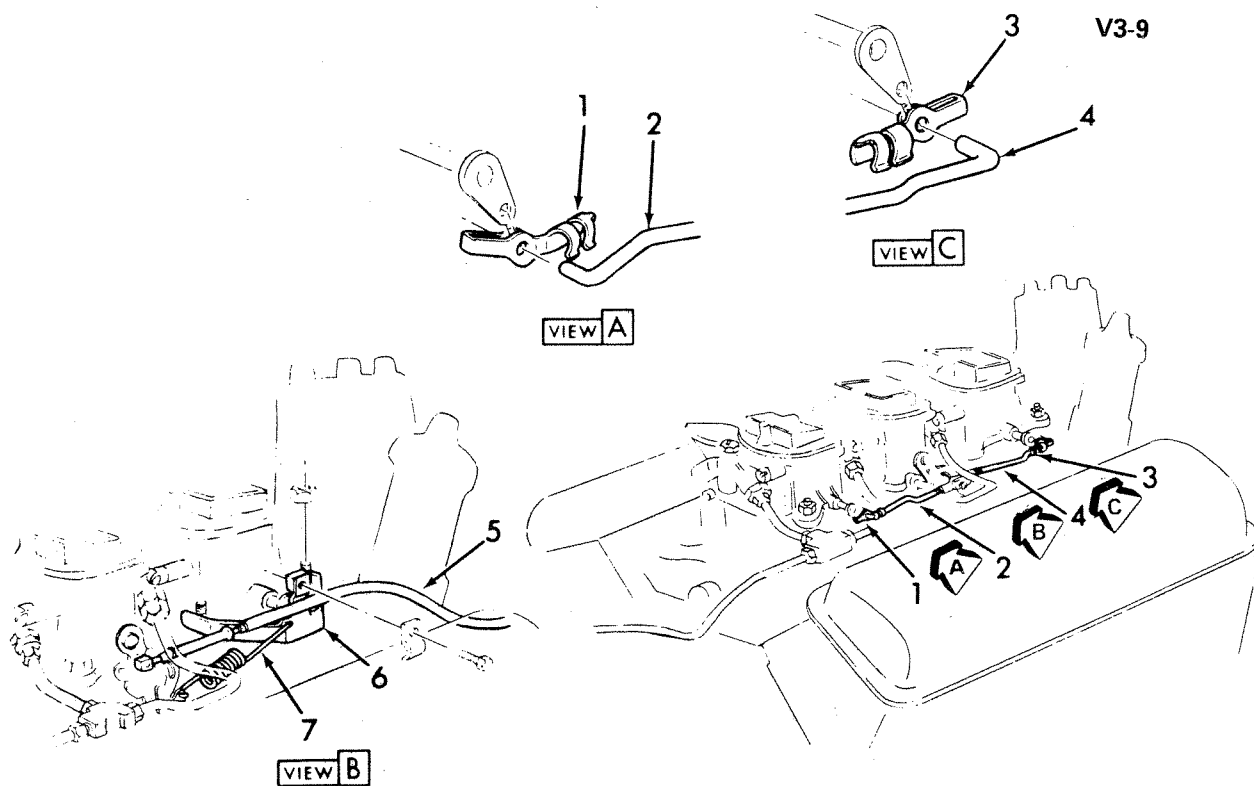
V3-14

V3-14

ROCHESTER 4 BBL. CARBURETOR

ROCHESTER 4 BBL. CARBURETOR

1. CHOKE SHAFT AND LEVER KIT	3.751	41. SPRING, Power Piston	3.859
2. ROLL PIN, Pump & Lockout Levers . . .	8.940	42. RETAINER, Pump Discharge Ball	3.826
3. LOCKOUT LEVER, Air Valve	3.757	43. BALL, Pump Discharge	3.825
4. CLIP, Vacuum Brake Rod	8.934	44. Part of Float Bowl Asm	N.S.
5. CHOKE VALVE KIT	3.751	45. SCREW, Diaphragm Retainer (Part of	
6. SCREW, Choke Valve	3.751	Float Bowl Asm.)	N.S.
7. SCREW, Air Horn	3.730	46. RETAINER, Float Needle Diaphragm	
8. HOLDER KIT, Metering Kit	3.806	(Part of Float Bowl Asm)	N.S.
9. SCREW, Air Horn	8.907	47. Part of Float Bowl Asm	N.S.
10. SCREW, Air Horn	3.730	48. NEEDLE & SEAT ASM	3.814
11. ROLL PIN, Pump & Lockout Levers . . .	8.940	49. FLOAT BOWL ASM	3.734
12. Part of Air Horn Asm	N.S.	50. SCREW, Vacuum Brake Control	3.755
13. CLIP, Vacuum Brake Rod	8.934	51. HOSE, Vacuum	8.962
14. Part of Air Horn Asm	N.S.	52. BRACKET ASM, Vacuum Brake	
15. Part of Idle Vent Valve Kit	N.S.	Control	3.750
16. LEVER, Pump Actuating	3.842	53. ROD, Vacuum Brake	3.755
17. ROLL PIN, Pump & Lockout Levers . . .	8.940	54. RETAINER SPRING	8.934
18. SCREW, Idle Vent Valve (Part of Idle		55. VACUUM BRAKE CONTROL ASM . . .	3.755
Vent Valve Kit)	3.852	56. CAM, Fast Idle	3.766
19. VALVE, Idle Vent (Part of Idle Vent		57. LOCKOUT LEVER, Secondary	3.752
Valve Kit)	3.852	58. FILTER NUT, Fuel Inlet	3.740
20. Part of Air Horn Asm	N.S.	59. GASKET, Inlet Nut	3.740
21. AIR HORN ASM	3.730	60. GASKET, Filter	3.740
22. METERING ROD, Secondary	3.806	61. FILTER, Fuel Inlet	3.740
23. Part of Float Bowl Asm	N.S.	62. SPRING, Inlet Filter	3.740
24. PUMP ASM	3.838	63. SPRING, Idle Stop Screw	3.766
25. SPRING, Pump Return	3.841	64. SCREW, Idle Stop	3.761
26. GASKET, Air Horn	3.724	65. GASKET, Throttle Body	3.724
27. FLOAT ASM	3.745	66. THROTTLE BODY ASM	3.729
28. HINGE PIN, Float	3.814	67. LEVER, Fast Idle	3.766
29. SPRING, Metering Rod-Primary	3.810	68. SCREW, Cam & Fast Idle Levers	
30. INSERT, Float Bowl	3.734	Attaching	3.766
31. SCREW, Cover Attaching	3.820	69. SPRING, Cam Follower Lever	3.766
32. COVER, Idle Compensator	3.820	70. SPRING, Fast Idle Screw	3.766
33. IDLE COMPENSATOR ASM	3.820	71. SCREW, Fast Idle Adjusting	3.766
34. GASKET, Idle Compensator	3.724	72. LEVER, Cam Follower	3.766
35. ROD, Choke	3.752	73. SPRING, Idle Needle	3.823
36. BAFFLE PLATE, Float Bowl	3.740	74. NEEDLE, Idle Adjusting	3.825
37. LEVER, Intermediate Choke	3.752	75. SCREW, Throttle Body	3.741
38. METERING ROD, Primary	3.806	76. Part of Throttle Body Asm	N.S.
39. METERING JET, Primary	3.792	77. Part of Throttle Body Asm	N.S.
40. POWER PISTON ASM	3.858	78. CLIP, Pump Rod	3.841
		79. ROD, Pump	3.843

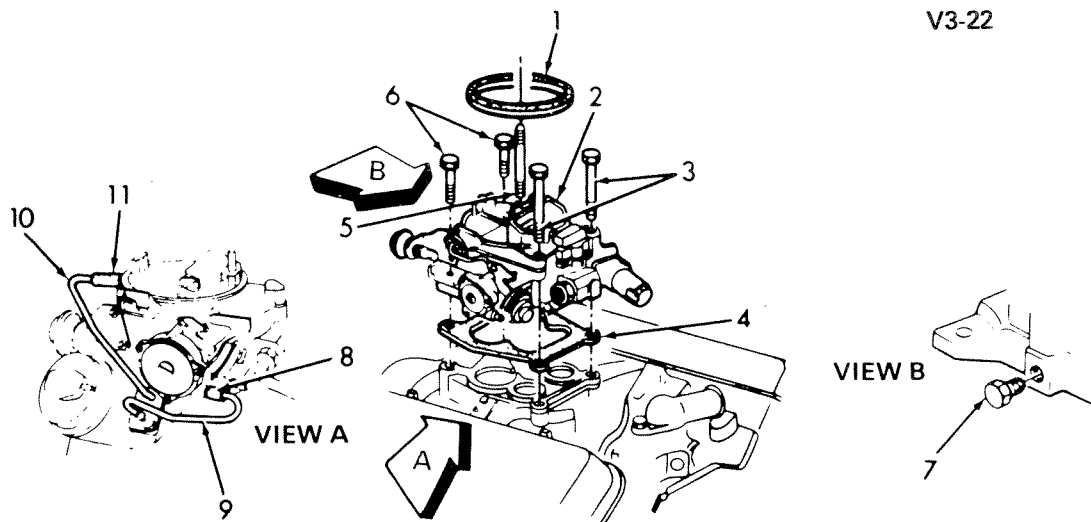


V3-9

1967-69 "Y" 3 X 2 CARBURETOR LINKAGE

1. CLIP, Center to Frt Carb Rod	3.752
2. ROD, Ctr to Frt Carb	3.762
3. CLIP, Center to Rear Carb Rod	3.752
4. ROD, Ctr to Rr Carb	3.762
5. CABLE ASM, Accel Control	3.430
6. BRACKET ASM, Accel Control Cable	3.454
7. SPRING (3 25/64" Full Length-19 Coil)	3.459

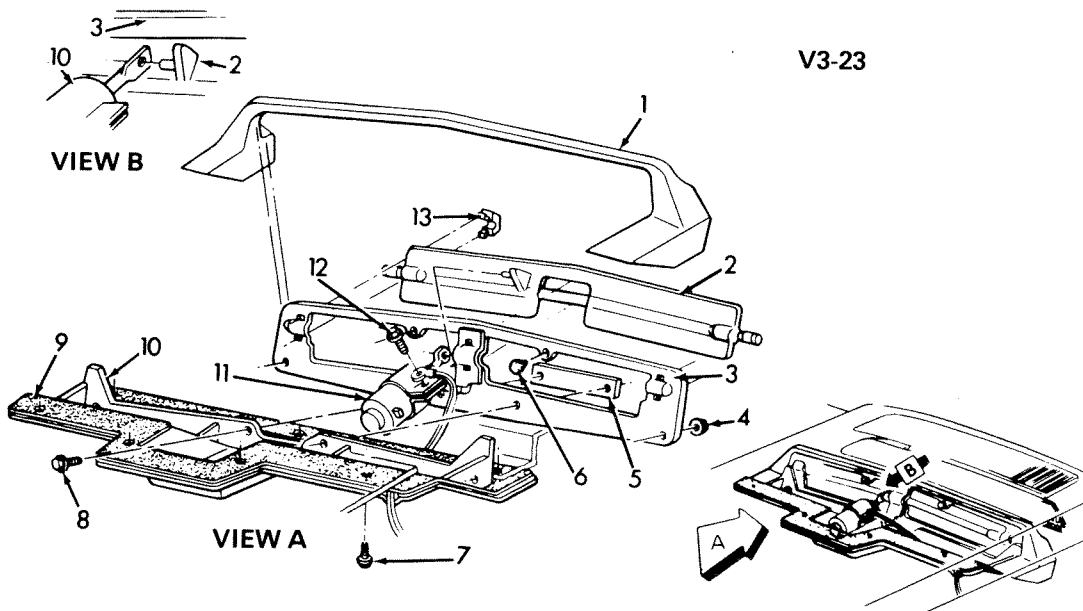
V3-22



V3-22

1975-79 "Y" CARBURETOR & CHOKE PIPES

1. GASKET, Air Cleaner & Silencer	3.403	6. BOLT, Carb Rr (5/16"-18 x 1 1/4") ...	8.900
2. CARBURETOR (Typical)	3.725	7. PLUG, Carb Vacuum Hole	8.971
3. BOLT, Carb Frt (5/16"-18 x 3")	8.900	8. HOSE, Choke-Spec (15/64")	4.205
4. INSULATOR ASM, Carb Heat	3.726	9. TUBE, Carb Choke	3.603
5. STUD, Air Cleaner	3.403	10. TUBE, Carb Fresh Air	3.603
		11. HOSE, Fresh Air (7/32")	8.962

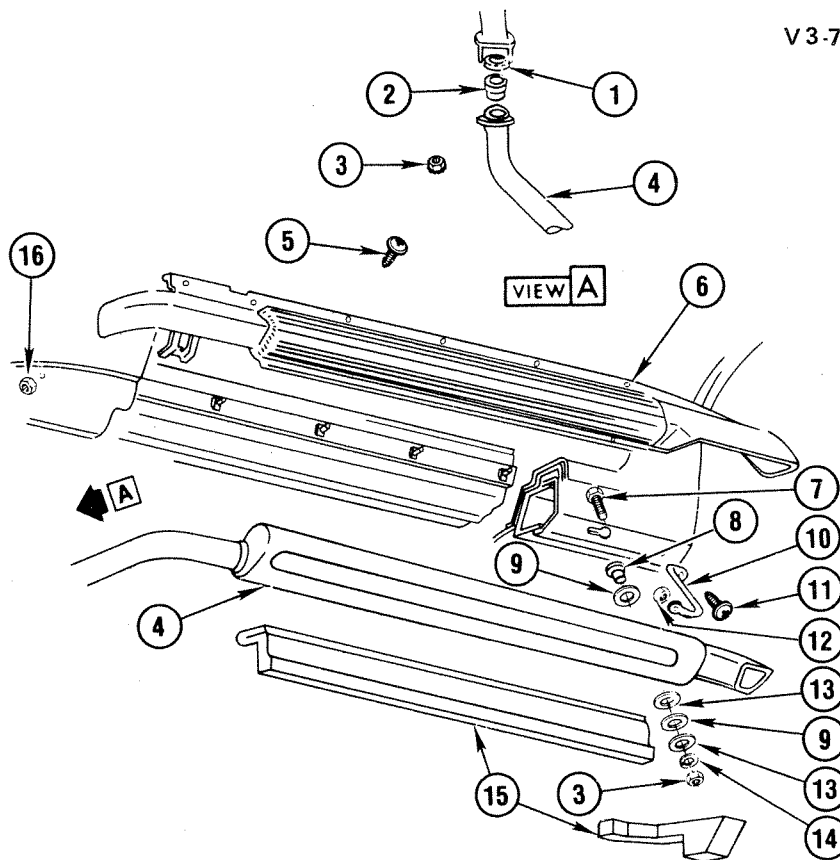


V3-23

1973-76 "Y" CARBURETOR AIR CONTROL

1. SEAL, Carb Air Cont Valve	3.417	7. BOLT ASM, (1/4"-20 x 13/16")	8.900
2. VALVE, Carb Air Cont	3.415	8. SCREW ASM	8.977
3. FRAME, Carb Air Cont Valve	3.415	9. GASKET, Carb Air Cont Valve Carr ...	3.417
4. NUT (#10-24)	8.932	10. CARRIER, Carb Air Cont Valve	3.757
5. PLATE, Frame to Carb Top	3.757	11. SOLENOID ASM, Carb Air Cont	3.415
6. PLUG (1/4")	8.973	12. SCREW	8.977
		13. RETAINER, Carb Air Cont Valve	3.415

V3-77

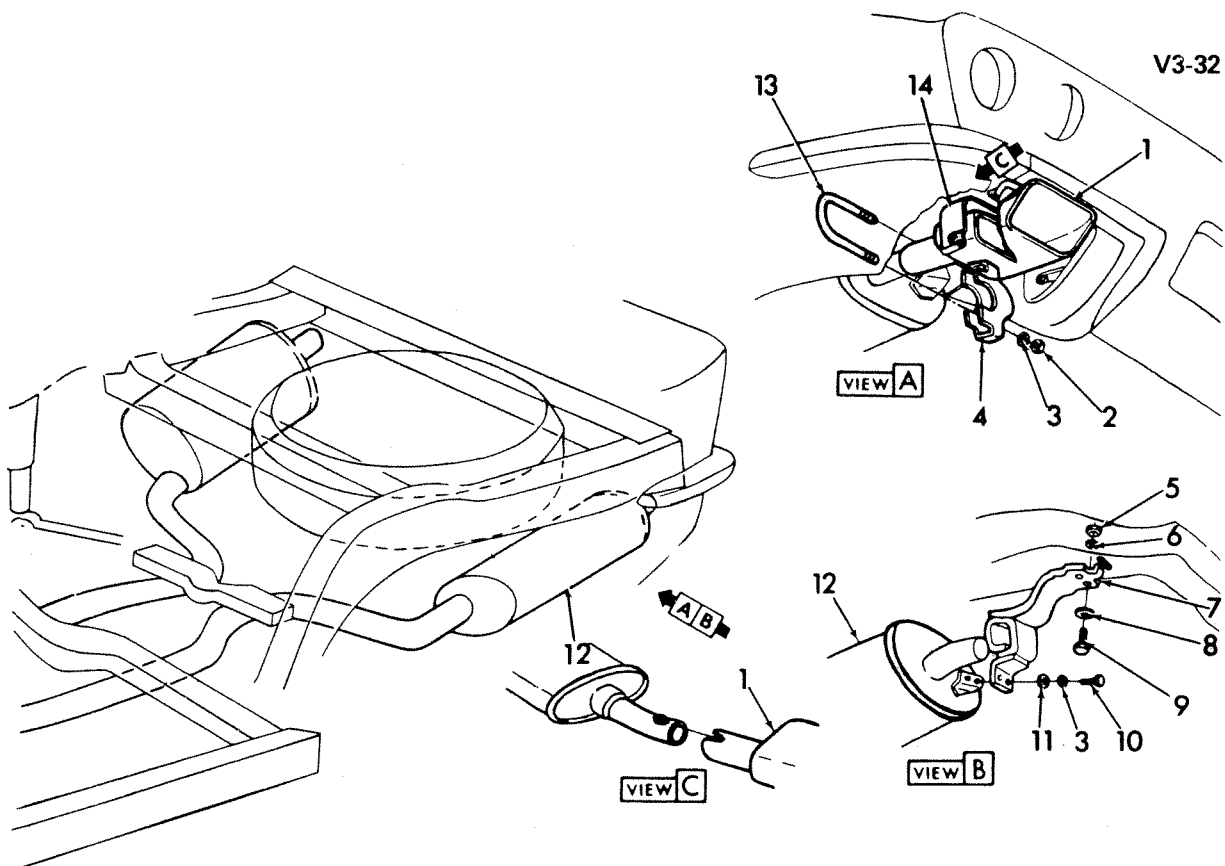


V3-77

1969 "Y" SIDE MOUNTED EXHAUST

1.	3.611	PACKING, Exh	6271612
2.	3.609	EXTENSION, Exh Pipe (Exc 427)	3748781
3.	8.915	NUT, Hex (3/8"-16)	
4.	3.701	MUFFLER, W/Exh & Tail Pipe-LH (W/350)	3979479
	3.701	MUFFLER, W/Exh & Tail Pipe-RH (W/350)	3979478
	3.701	MUFFLER, W/Exh & Tail Pipe-LH (W/427)	3973871
	3.701	MUFFLER, W/Exh & Tail Pipe-RH (W/427)	3979480
5.	8.908	SCREW, Fl Hd C/R Torx (#10-24 x 3/4")	
6.	3.602	SHIELD, Complete-LH (Incl Moldings listed below)	3972591
	3.602	SHIELD, Complete-RH (Incl Moldings Listed below)	3972592
	3.602	MOLDING, Shield, Ctr Otr Finned (Alum)	3948020
	3.602	MOLDING, Shield, Frt Otr-LH (Alum)	3948021
	3.602	MOLDING, Shield, Frt Otr-RH (Alum)	3948022
	3.602	MOLDING, Shield, Rr Otr-LH (Alum)	3948023
	3.602	MOLDING, Shield, Rr Otr-RH (Alum)	3948024
7.	8.903	BOLT, Rd Hd Sq Nk (3/8"-16 x 1 3/4")	
8.	3.704	RETAINER, Muff Exh & Tail Pipe	3949191
9.	3.704	INSULATOR, Muff & Tail Pipe	3949190
10.	3.602	BRACKET, Rr-LH	3966775
	3.602	BRACKET, Rr-RH	3966776
11.	3.602	BOLT, Ht Shield Rr Mt Brkt	3948079
12.	8.915	NUT, Hex (#10-32)	
13.	8.929	WASHER, Fl (13/32" ID 2" OD 5/64" Thk)	
14.	8.931	WASHER, Lk (3/8")	
15.	N.S.	INSULATOR, Body Sill Heat(*1)	
16.	8.921	NUT, Stamped (#10-24 x 1/2")	

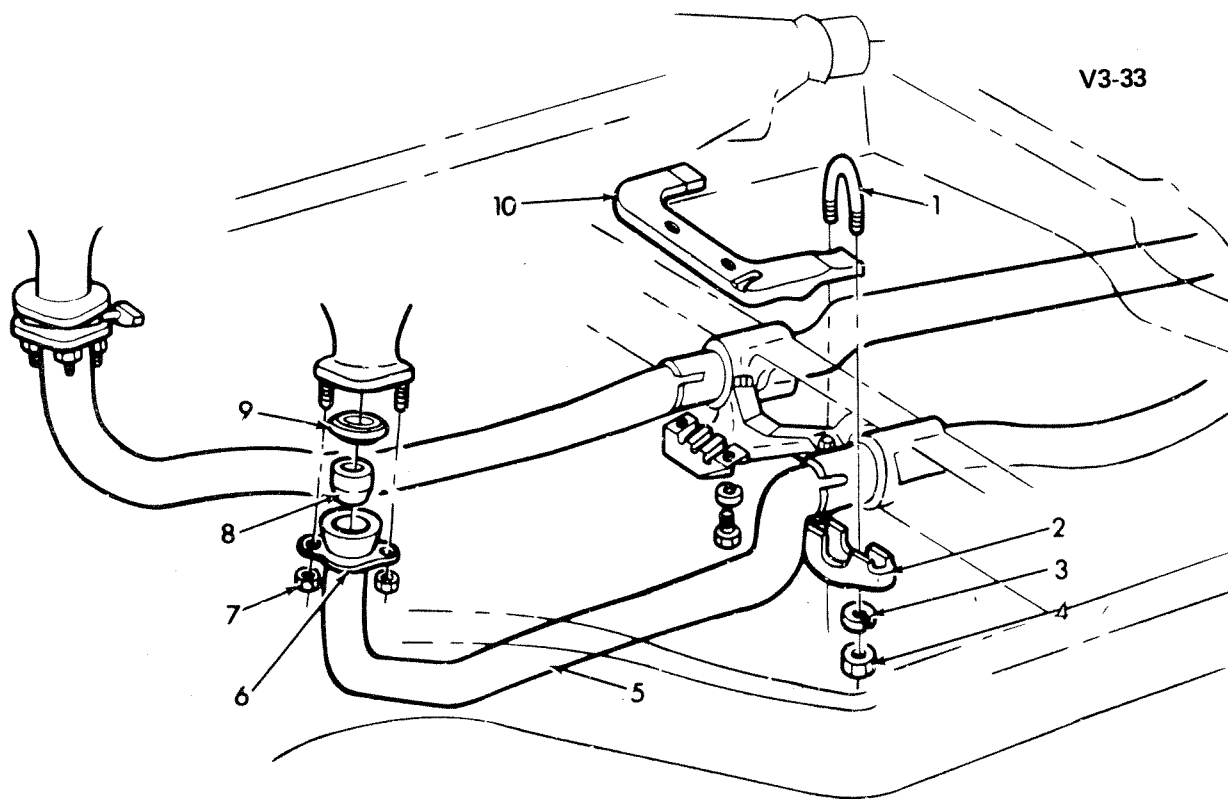
NOTE 1: Fabricate locally.



V3-32

1968-72 "Y" MUFFLER, TAILPIPE & FRAME ATTACHMENT

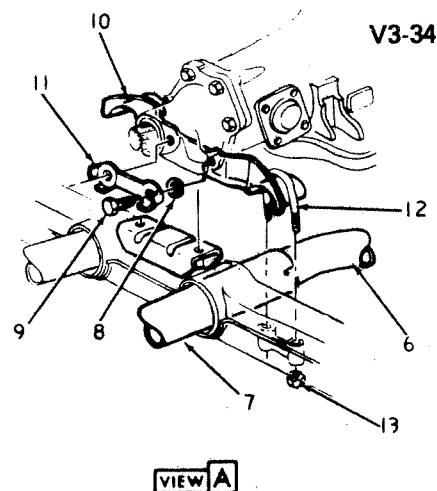
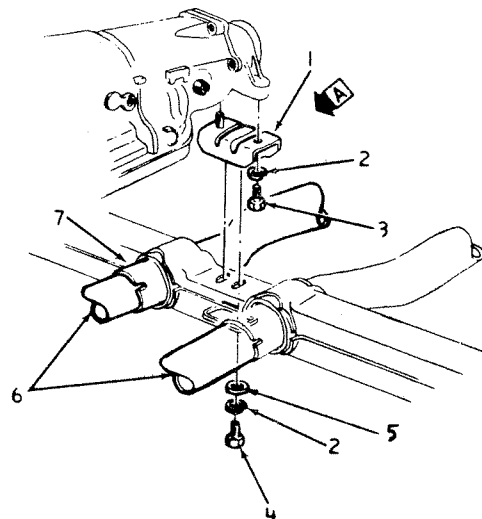
1. PIPE, Tail	3.609
2. NUT (5/16"-18)	8.915
3. WASHER, Lock (5/16")	8.931
4. CLAMP, Exh Pipe	3.708
5. NUT (3/8"-16)	8.915
6. WASHER (3/8")	8.929
7. BRACKET ASM, Muffler & Rear Exhaust	3.704
8. WASHER, Lock (5/16")	8.931
9. BOLT (3/8"-16 x 7/8")	8.900
10. BOLT (5/16"-18 x 3/4")	8.900
11. WASHER	8.929
12. MUFFLER	3.701
13. "U" BOLT KIT, Muffler Tailpipe Clamp	3.708
14. BEZEL, Muffler Tail (1970-72 Bezel Shown)	3.705



V3-33

1968-73 "Y" FRONT EXHAUST PIPES

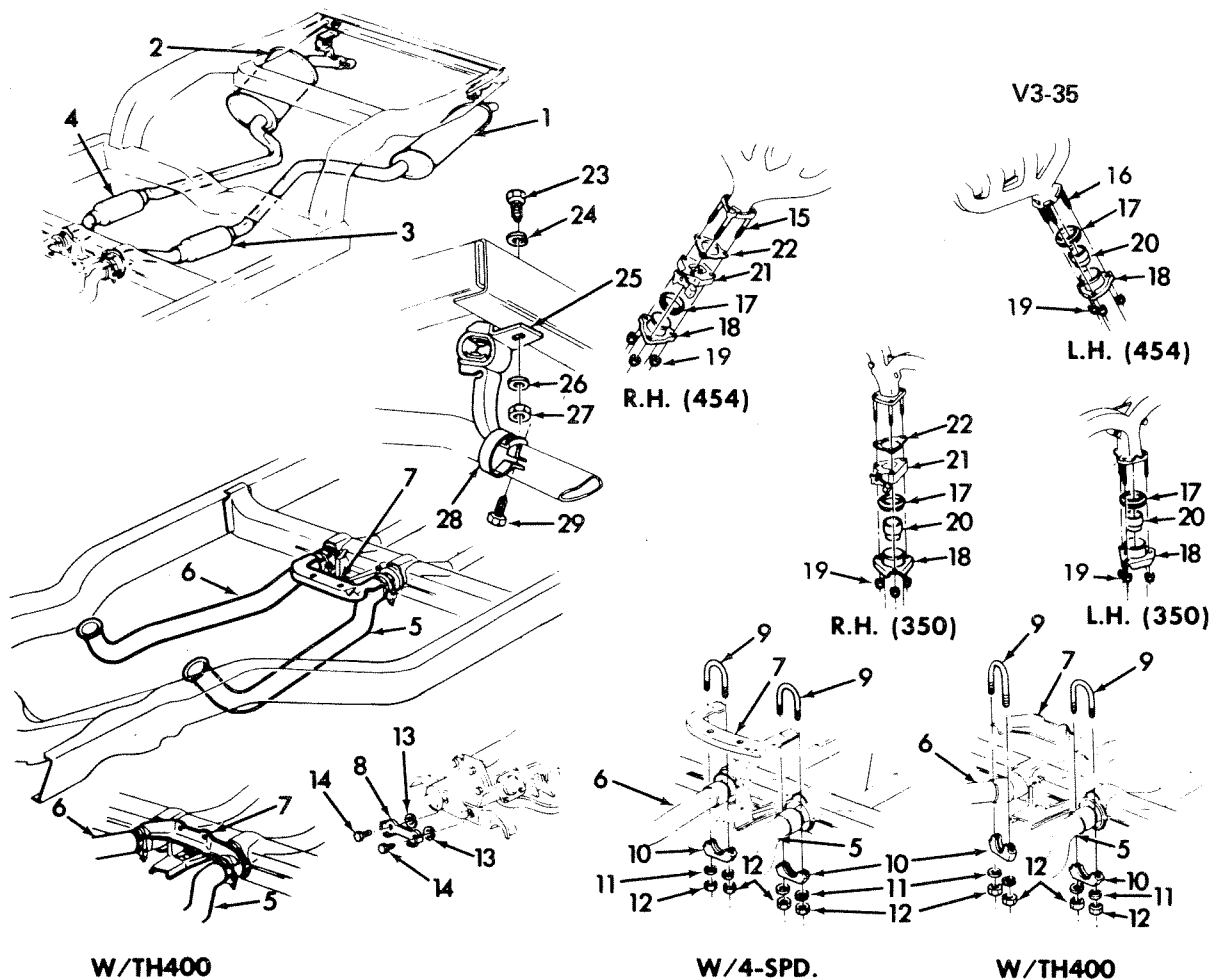
1. "U" BOLT, Pipe Clamp (5/16"-18)	3.708
2. CLAMP, Exh Pipe	3.708
3. WASHER (5/16")	8.931
4. NUT (5/16"-18)	8.915
5. PIPE ASM, Frt Exhaust	3.609
6. FLANGE, Frt Exh Pipe	3.610
7. NUT (3/8"-16)	8.917
8. EXTENSION, (1 13/32" OL x 2" OD)	3.609
9. PACKING, Exh Frt Pipe	3.611
10. CLAMP, Frt Exh Pipe	3.708



V3-34

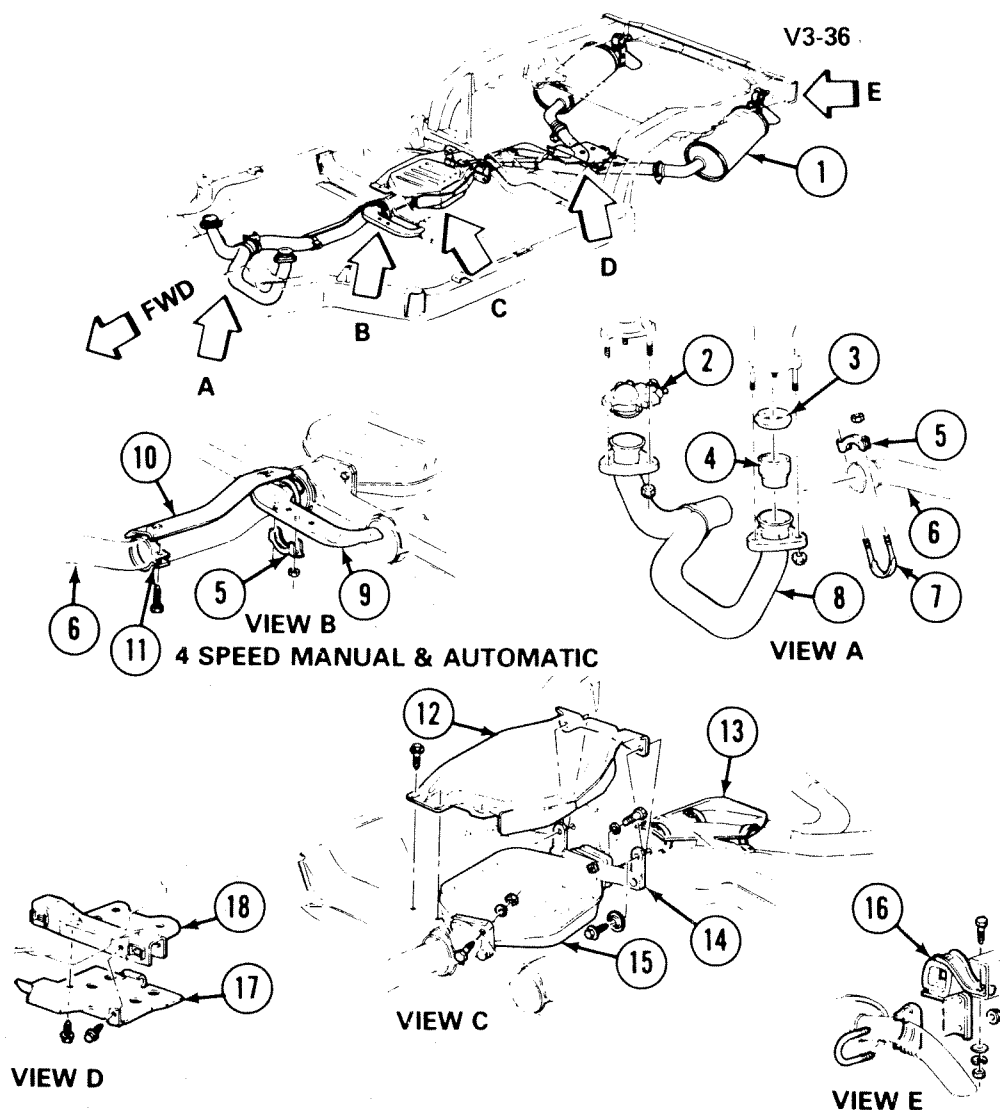
1968-74 "Y" EXHAUST PIPES W/T.H.

1. MOUNTING ASM	4.081
2. WASHER, Lock (7/16")	8.931
3. BOLT (7/16"-14 x 1 1/8")	8.900
4. BOLT (7/16"-14 x 1")	8.900
5. WASHER (15/32")	8.929
6. PIPE, Front Exhaust	3.609
7. PIPE, Rear Exhaust-RH	3.609
8. WASHER (3/8")	8.931
9. BOLT (3/8"-16 x 1 1/4")	8.900
10. CLAMP	3.708
11. LOCK	3.708
12. "U" BOLT	3.708
13. NUT (5/16"-18)	8.915



1974 "Y" EXHAUST SYSTEM

1. MUFFLER, W/Tailpipe, Left	3.701	16. STUD, Exh Manifold (3/8"-16 x 2 3/16")	3.275
2. MUFFLER, W/Tailpipe, Right	3.701	17. PACKING, Exh Front Pipe	3.611
3. RESONATOR ASM, W/Pipe Left	3.609	18. FLANGE, Exh Front Pipe	3.610
4. RESONATOR ASM, W/Pipe Right	3.609	19. NUT, Exh Pipe to Exh Manifold	3.613
5. PIPE, Left	3.609	20. EXTENSION, Exh Pipe to Exh Manifold	3.609
6. PIPE, Right	3.609	21. VALVE ASM, Exh Manifold	3.647
7. CLAMP, Front Exhaust Pipe	3.708	22. GASKET, Exh Manifold Valve	3.611
8. LOCK, Front Exhaust Pipe Clamp	3.708	23. BOLT, Tailpipe Hanger (3/8"-16 x 7/8")	8.900
9. "U" BOLT, Front Exhaust Pipe Clamp	3.708	24. WASHER, Tailpipe Hanger (3/8")	8.931
10. CLAMP, Exhaust Pipe	8.993	25. HANGER ASM, Tailpipe	3.704
11. WASHER, Lock, Exh Pipe Clamp (5/16")	8.931	26. WASHER, Tailpipe Hanger	8.931
12. NUT, Exhaust Pipe Clamp (5/16"-18)	8.917	27. NUT, Tailpipe Hanger	8.915
13. WASHER, Lock, Clamp (3/8")	8.931	28. CLAMP, Tailpipe Hanger	3.708
14. BOLT, Clamp Lock (3/8"-16 x 1 1/4")	8.900	29. SCREW, Tailpipe Clamp (#20-9 x 1 3/4")	8.977
15. STUD, Exh Manifold (3/8"-16 x 3 5/16")	3.275		

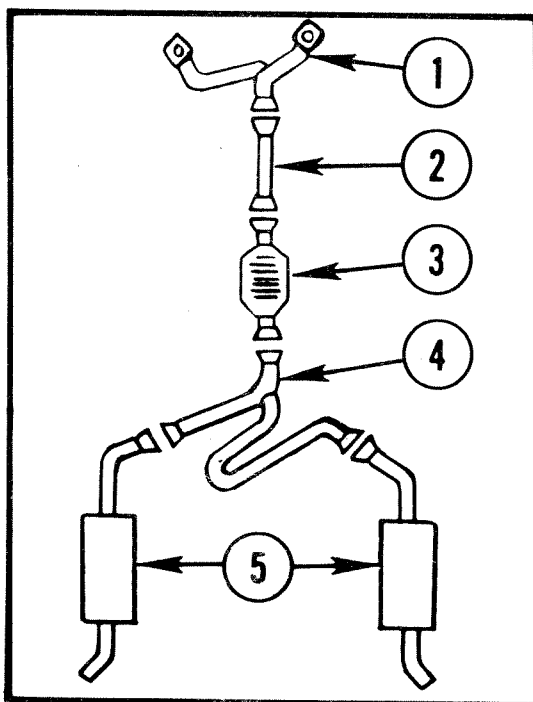


V3-36

1975 "Y" EXHAUST SYSTEM

1. MUFFLER	3.701	CLAMP, Frt (M40)	3.708
2. VALVE ASM, Exh Heat	3.647	10. SHIELD ASM, Frt Exh Pipe Heat	3.602
3. RING, Exh Pipe to Manif-LH	3.611	11. CLAMP, Frt Exh Pipe Shield	3.708
4. EXTENSION, Exh C/O Pipe-LH	3.609	12. SHIELD, Conv Heat	3.690
5. CLAMP, Exh C/O Pipe Frt	3.708	13. SHIELD ASM, Rr C/O Pipe Frt	3.705
6. PIPE ASM, Exh Frt	3.609	14. HANGER ASM, Converter	3.704
7. "U"-BOLT KIT (5/16"-18)	3.708	15. CONVERTER ASM	3.685
8. PIPE ASM, Frt	3.609	16. HANGER ASM, Muffler & T/Pipe	3.704
9. CLAMP, Frt (M20 & M21)	3.708	17. SHIELD, Rr Muffler Tail	3.705
		18. PLATE, Rr Spring	7.518

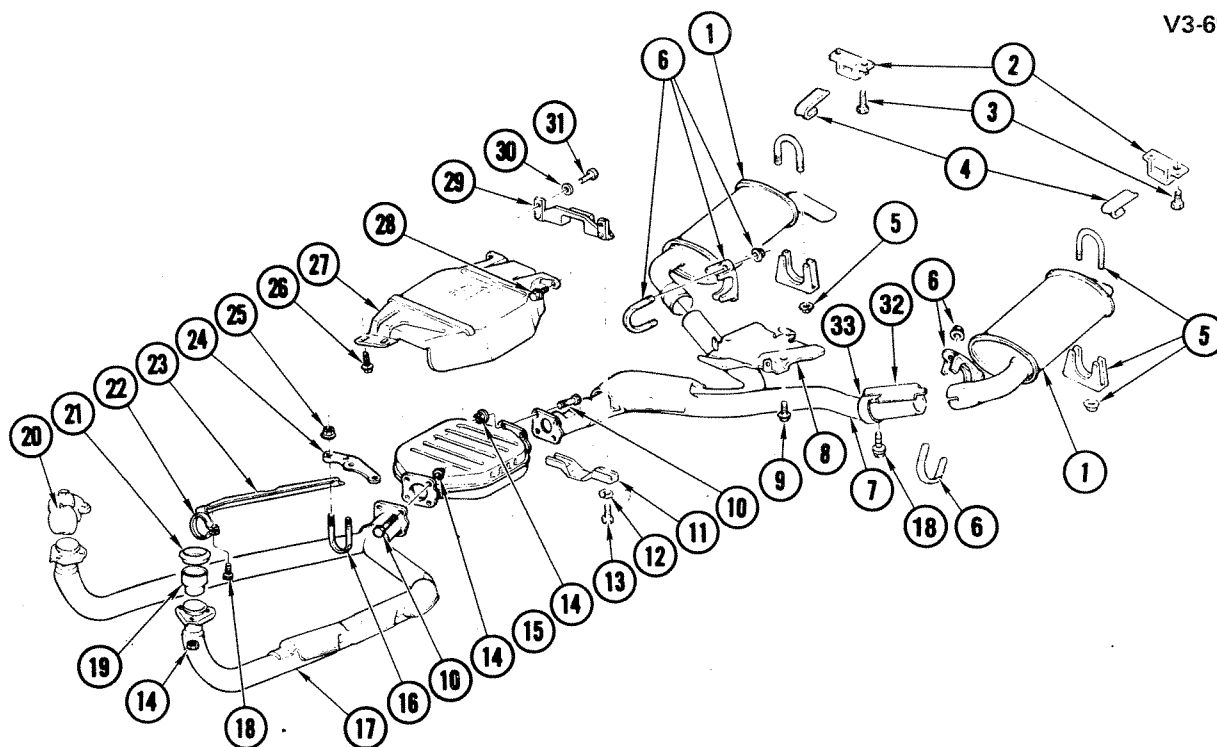
V3-38



V3-38

1976-79 "Y" EXHAUST SYSTEM

1.	3.609	PIPE, Exh C/Over Front	371789
2.	3.609	PIPE, Exh Frt	357778
3.	3.685	CONVERTER, Ctltc	6498393
4.	3.609	PIPE, Exh C/Over Rr (1976-77)(1978 Exc H/Per)	357780
	3.609	PIPE, C/Over Rr (1978 H/Per)(1979)	459080
5.	3.701	MUFFLER-RH (350L)(1976-78)	458964
	3.701	MUFFLER-LH (350L)(1976-78)	458963
	3.701	MUFFLER-RH (1978 350H)(1979 All)	14011290
	3.701	MUFFLER-LH (1978 350H)(1979 All)	14011289

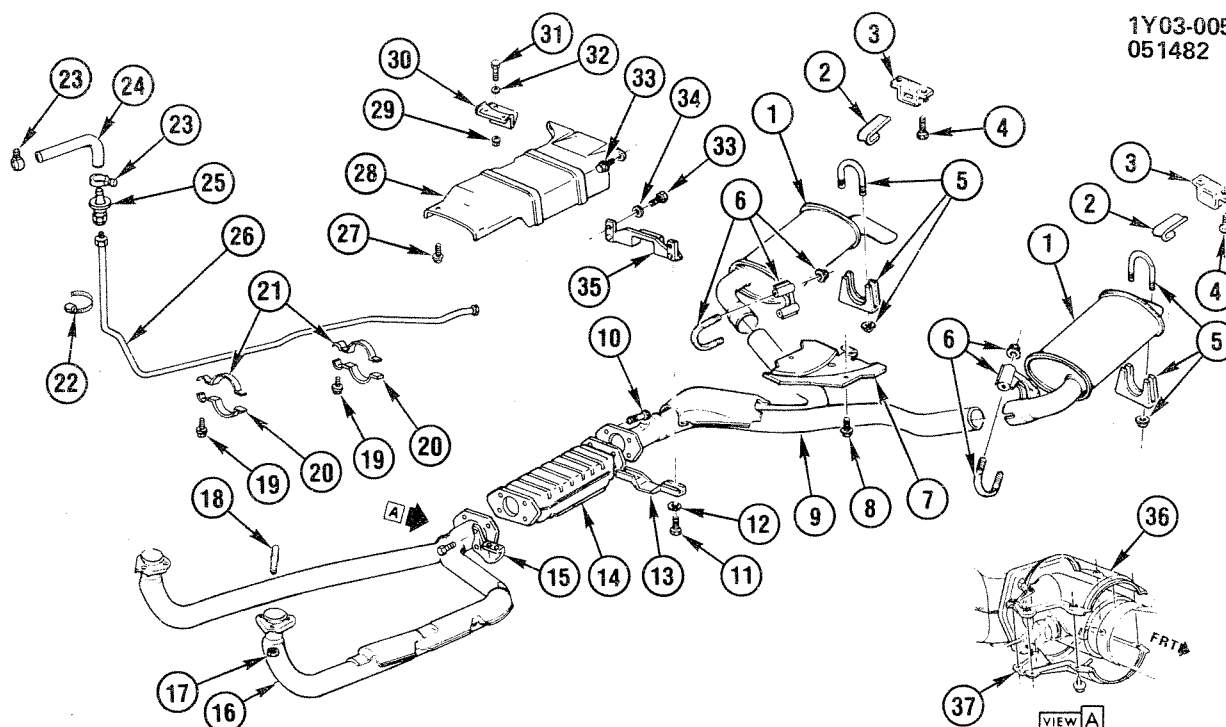


V3-69

1980-81 "Y" EXHAUST SYSTEM

1.	3.701	MUFFLER, W/Tailpipe-LH (1980)	14011289	16.	3.708	BOLT, Frt Pipe U	3949198
	3.701	MUFFLER, W/Tailpipe-RH (1980)	14011290	17.	3.609	PIPE, Exh Frt C/Ovr (1980)	475337
	3.701	MUFFLER, W/Tailpipe-LH (1981)	14018965	18.	8.977	SCREW, Hex Hd Tap (#20-9 x 2")	14030150
	3.701	MUFFLER, W/Tailpipe-RH (1981)	14033702	19.	3.609	EXTENSION, Exh Pipe (1980 W/350 only)	3890382
2.	3.706	BRACKET, Tailpipe Hanger	458967	20.	3.140	VALVE & ACTUATOR, EFE	5233666
3.	8.977	SCREW, Hex Wa Hd Tap (M7.9 x 2.12 x 20)		21.	3.611	RING, Exh Frt C/Ovr Pipe Seal (1980 W/350 only)	3731062
4.	3.706	HANGER, Tailpipe	458970	22.	3.708	CLAMP, Exh Frt C/Ovr Pipe Ht Shield (2 1/4")	9793545
5.	3.708	CLAMP, W/U-Bolts & Nuts (2 1/2")	352731	23.	3.602	SHIELD, Exh Frt C/Ovr Pipe Ht	475342
6.	3.708	CLAMP, W/U-Bolts & Nuts (2 1/2")	3633128	24.	3.616	HANGER, Frt Exh Pipe	475341
7.	3.609	PIPE, Exh C/Ovr Rr (1980)	475339	25.	8.917	NUT (5/16"-18)	
	3.609	PIPE, Exh C/Ovr Rr (1981)	14018947	26.	8.977	SCREW, Hex Wa Hd Tap (M8 x 1.25 x 20)	
8.	3.602	SHIELD, Rr C/Ovr Rr (1980)	475340	27.	3.690	SHIELD, Converter Ht (1980)	475338
	3.602	SHIELD, Rr C/Ovr Pipe Ht (1981)	14030148		3.690	SHIELD, Converter Ht (1981)	14028578
9.	8.977	SCREW, Hex Wa Hd Tap (M6.3 x 1.8 x 14)		28.	8.977	SCREW, Hex Wa Hd Tap (M7.9 x 2.12 x 16)	
10.	8.900	BOLT, Hex (3/8"-16 x 1 1/2")		29.	3.616	HANGER, Rr C/Ovr Pipe	459081
11.	3.708	CLAMP, Rr C/Ovr Pipe Hanger	473039	30.	8.931	WASHER, Lk (M8)	
12.	8.931	WASHER, Lk (3/8")		31.	8.977	SCREW, Hex Wa Hd Tap (M8 x 2.12 x 30)	
13.	8.900	BOLT, Hex (3/8"-16 x 1")		32.	3.602	SHIELD, Rr Exh C/Ovr Pipe Ht (1981 W/A.T. exc Gymkhana Susp)	14030149
14.	8.915	NUT, Hex (3/8"-16)		33.	3.708	CLAMP, Exh Pipe Ht Shield (2 1/2")(1981 W/A.T. exc Gymkhana Susp)	1384731
15.	3.685	CONVERTER (W/350) (1980)	8998898				
	3.685	CONVERTER (W/305) (1980)	8999035				
	3.685	CONVERTER (1981)	8999338				

1Y03-005
051482



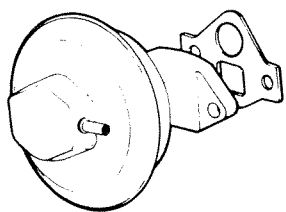
1Y03-005

1982 "Y" EXHAUST SYSTEM

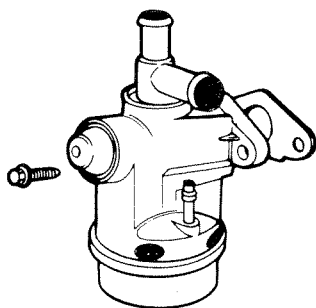
- | | | | |
|-----------|--|-----------|--|
| 1. 3.701 | MUFFLER, W/Tail Pipe-LH . . .14018965 | 20. 3.690 | CLAMP, Ctltc Conv Air Inj |
| 2. 3.701 | MUFFLER, W/Tail Pipe-RH . . .14033702 | | Pipe Lwr14044533 |
| 3. 3.706 | HANGER, Tail Pipe458970 | 21. 3.690 | CLAMP, Ctltc Conv Air Inj |
| 4. 8.977 | SCREW, Hex Wa Hd Tap | | Pipe Up14044532 |
| | (M7.9 x 2.12 x 20) | 22. 1.166 | CLAMP, Worm Type (1/2" to |
| 5. 3.708 | CLAMP KIT, U-Bolt (2 1/2") . . .352731 | | 1" Dia)1470029 |
| 6. 3.708 | CLAMP KIT (63.5 MM)3634389 | 23. 1.166 | CLAMP, Worm Type (1 |
| 7. 3.602 | SHIELD, Rr Exh C/Ovr Pipe Ht | | 5/16" to 1 11/16")1470030 |
| | Frt14030148 | 24. 3.675 | HOSE, Air Inj Eng Chk Vlv . . .14020682 |
| 8. 8.977 | SCREW, Hex Wa Hd Tap | 25. 3.670 | VALVE, Air Inj Ctltc Conv |
| | (M6.3 x 1.81 x 13) | | Chk22017478 |
| 9. 3.609 | PIPE, Exh C/Ovr Rr14044525 | 26. 3.675 | PIPE, Ctltc Conv Air Inj14044536 |
| 10. 8.900 | BOLT, Hex Wa Hd (M10 x 1.5 | 27. 8.977 | SCREW, Hex Wa Hd Tap (M8 |
| | x 25) | | x 1.25 x 20) |
| 11. 8.900 | BOLT, Hex (3/8"-16 x 1) | 28. 3.690 | SHIELD, Ctltc Conv Ht14038299 |
| 12. 8.931 | WASHER, Lk (3/8") | 29. 8.917 | NUT, Hex (M8 x 1.25) |
| 13. 3.616 | CLAMP, Exh C/Ovr Rr Pipe | 30. 3.690 | SUPPORT, Ctltc Conv Hngr . . .14033714 |
| | Hngr14044542 | 31. 8.900 | BOLT, Hex (M8 x 1.25 x 25) . . . |
| 14. 3.685 | CONVERTER, Ctltc25056150 | 32. 8.929 | WASHER, FI (M8) |
| 15. 3.690 | HANGER, Ctltc Conv14044539 | 33. 8.977 | SCREW, Hex Wa Hd (M8 x |
| 16. 3.609 | PIPE, Exh C/Ovr Frt14044526 | | 2.12 x 30) |
| 17. 8.915 | NUT, HEX (3/8"-16) | 34. N.S. | WASHER, Conv Hngr |
| 18. 3.613 | STUD, C/Ovr Pipe to Manif . . .483543 | 35. 3.616 | HANGER, Exh C/Ovr Rr Pipe . .14044541 |
| 19. 8.977 | SCREW, Hex W/FI Wa Tap | 36. 3.602 | SHIELD, Exh C/Ovr Frt Pipe |
| | (M6.3 x 1.81 x 25) | | Up14048926 |
| | | 37. 3.602 | SHIELD, Exh C/Ovr Frt Pipe |
| | | | Lwr14048925 |

NOTES

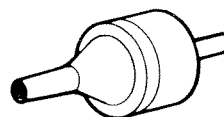
BLANK-7



1

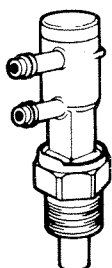


2




V3-47


3



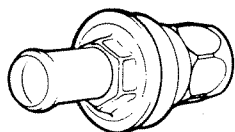
4



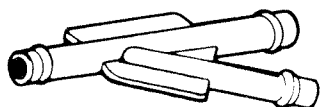
5



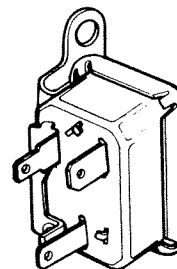
6



7



8



9

JM

For specific model application, usage and part number identification on typical views, refer to the individual parts catalog groups. These illustrations are representative of the actual service parts. No scale or size relationship is intended.

V3-47

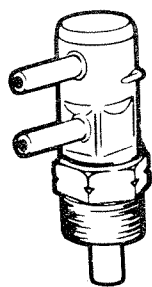
1976-80 EMISSION CONTROL DEVICES

V3-47

1976-80 EMISSION CONTROL DEVICES

1.	3.670	VALVE, Egr (Typical)	
2.	3.670	VALVE, Air Dvtr (Typical)	
3.	3.670	VALVE, Vac Ck	497853
4.	3.670	SWITCH, Egr Valve Vac Cont	3031385
5.	3.670	SWITCH, Egr Valve Vac Cont	373510
6.	3.670	SWITCH, Egr Valve Vac Cont (2.408)	3031549
7.	3.670	VALVE, Air Ck	22034702
8.	3.680	CONNECTOR, Exh Emiss Cont Hose	469550
9.	4.075	RELAY, Trans Cont Spark	3961573

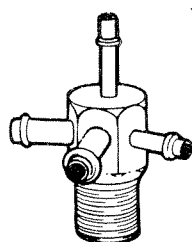
NOTE 1: For specific model application, usage and part number identification on typical views, refer to the individual parts catalog groups. These illustrations are representative of the actual service parts. No scale or size relationship is intended.



①




②




③

V3-46



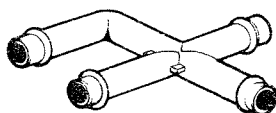
④



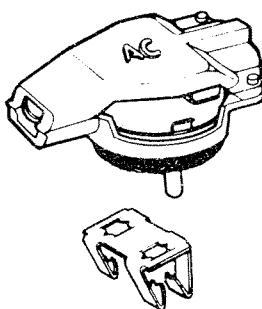
⑤



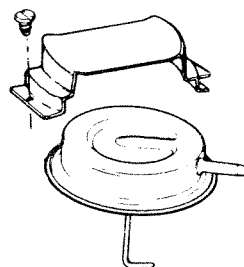
⑥



⑦



⑧



⑨

(JM)

For specific model application, usage and part number identification on typical views, refer to the individual parts catalog groups. These illustrations are representative of the actual service parts. No scale or size relationship is intended.

V3-46

1976-80 EMISSION CONTROL DEVICES

V3-46

1976-80 EMISSION CONTROL DEVICES

1.	3.140	SWITCH, Thermo Vac Conn Purge	3039583
2.	3.640	SWITCH, Exh Ht Vlv Actr Vac Cont	3031386
	3.140	SWITCH, Efe Cont	3041857
3.	3.278	FITTING, Inlet Mfld Vac	355786
4.	3.278	FITTING, Inlet Mfld Vac	336013
5.	3.278	FITTING, Inlet Mfld Vac	473381
6.	3.278	CONNECTOR, Mfld P/B Hose (6.673)	7826302
7.	3.278	CONNECTOR, Cruise Cont Vac	556630
8.	3.415	SENSOR, A/CL Thermal (Typical)	
9.	3.415	MOTOR, A/CL Diaphragm (Typical)	

NOTE 1: For specific model application, usage and part number identification on typical views, refer to the individual parts catalog groups. These illustrations are representative of the actual service parts. No scale or size relationship is intended.

NOTES

BLANK-8



CHEVROLET

CHEVROLET CHASSIS GROUP 3.000



CHEVROLET

FUEL — EXHAUST — CARBURETION

ALPHABETICAL INDEX

A

ACTUATOR, Exhaust Manifold Heat Valve	3.640
ADAPTER, Air Injection Reactor	3.675
ANTI SQUEAK, Accelerator Pedal	3.451

B

BAFFLE, Carburetor and Fuel Meter Fuel Inlet.....	3.740
BAFFLE, Carburetor to Manifold	3.726
BALL, Carburetor Pump Inlet Valve	3.826
BALL, Carburetor Pump Outlet Valve	3.825
BAR, Carburetor Throttle	3.762
BASE, Air Cleaner to Carburetor Mounting	3.406
BEAD KIT, Catalytic Converter	3.685
BEZEL, Exhaust Tail Pipe	3.705
BLADDER, Fuel	3.001
BODY, Carburetor	3.729
BOLT, Air Injection Reactor Pump	3.655
BOLT, Cruise Control	3.887
BOLT, Emission Control System	3.671
BOLT, Engine Fuel Intake Manifold	3.265
BOLT, Exhaust Manifold Heater	3.602
BOLT, Exhaust Manifold End Bolt	3.604
BOLT, Exhaust Pipe	3.613
BOLT, Exhaust System Attaching	3.708
BOLT, Fuel Tank Mounting	3.023
BOLT, Intake & Exhaust Manifold	3.275
BOWL, Carburetor Float	3.734
BRACE, Air Injection Reactor Pump	3.655
BRACKET, Accelerator Pedal Lever	3.454
BRACKET, Air Cleaner Air Intake	3.417
BRACKET, Air Injection Reactor Pump	3.655
BRACKET, Air Injection Reactor	3.675
BRACKET, Carburetor throttle	3.444
BRACKET, Carburetor Air Cleaner	3.415
BRACKET, Cruise Control	3.880
BRACKET, Cruise Control	3.885
BRACKET, Early Fuel Evaporation Control	3.140
BRACKET, Emission Control System	3.671
BRACKET, Engine Fuel	3.890
BRACKET, Exhaust Manifold Heater	3.602
BRACKET, Exhaust Mounting	3.706
BRACKET, Exhaust Muffler	3.704
BRACKET KIT, Exhaust Mounting	3.706
BREATHING, Carburetor Air Cleaner	3.410
BUSHING, Carburetor Throttle Control	3.425
BUSHING, Exhaust Manifold Heat	3.647

C

CABLE, Cruise Control	3.880
CABLE, Fuel Injection Distributor	3.340
CABLE, Throttle Control	3.430
CALIBRATOR, Emission Control System	3.670
CAM, Carburetor and Fuel Injection Fast Idle	3.766
CAM, Carburetor Pump	3.842

CAM, Fuel Tank Meter	3.107
CANISTER, Fuel Tank Evaporation Control	3.130
CAP, Carburetor Float	3.734
CAP, Fuel Tank Evaporation Control	3.130
CAP, Fuel Tank Filler	3.028
CAP, Intake Manifold Vacuum	3.278
CARBURETOR, Carter	3.725C
CARBURETOR, Holly	3.725E
CARBURETOR, Rochester	3.725
CARBURETOR, Carburetor	3.724
CARRIER, Carburetor Air Valve	3.757
CHAIN, Cruise Control	3.885
CHOKE HOUSING KIT, Automatic Choke Control	3.750
CLAMP, Air Injection Reactor and Exhaust Gas Recirculation	3.680
CLAMP, Carburetor Throttle Control	3.425
CLAMP, Engine Fuel	3.890
CLAMP, Exhaust Pipe	3.616
CLAMP, Exhaust System Attaching	3.708
CLAMP, Intake & Exhaust Manifold	3.273
CLEANER, Carburetor	3.402
CLIP, Air Injection Reactor and Exhaust Gas Recirculation	3.680
CLIP, Carburetor and Fuel Meter Intake (with Seat and Gasket)	3.814
CLIP, Carburetor and Fuel Injection Choke	3.752
CLIP, Carburetor Throttle Control	3.425
CLIP, Cruise Control	3.885
CLIP, Early Fuel Evaporation	3.145
CLIP, Fuel Pipe	3.162
CLIP, Fuel Tank Evaporation Control	3.130
CLIP, Fuel Tank Filler	3.003
CLIP, Fuel Tank Meter	3.107
COIL, Automatic Choke Control	3.750
CONE, Fuel Injector Throttle	3.335
CONNECTOR, Air Injection Reactor and Exhaust Gas Recirculation	3.680
CONNECTOR, Carburetor Vacuum	3.765
CONNECTOR, Carburetor	3.755
CONNECTOR, Early Fuel Evaporation	3.145
CONNECTOR, Intake Manifold Vacuum	3.278
CONTROL, Carburetor	3.755
CONTROL, Carburetor Vacuum	3.765
CONTROLLER, Emission Control System	3.670
CONVERTER, Catalytic Converter	3.685
COVER, Accelerator Pedal	3.451
COVER, Air Cleaner Air Intake	3.417
COVER, Automatic Choke Control	3.750
COVER, Carburetor (with Leather and Shaft)	3.838
COVER, Carburetor Air Cleaner	3.410
COVER, Carburetor Idle Air Compensator	3.820
COVER, Exhaust Manifold Heater	3.602
COVER, Fuel Meter	3.322
COVER, Fuel Pump Mounting	3.901
COVER, Fuel Tank Stone Shield	3.015

D

DIAPHRAGM, Carburetor Throttle	3.758
--------------------------------------	-------

ALPHABETICAL INDEX

DIAPHRAGM, Carburetor (with Leather and Shaft).....	3.838
DIAPHRAGM, Holly.....	3.725E
DIFFUSER, Carburetor Air Cleaner.....	3.410
DOOR, Carburetor Air Cleaner.....	3.415
DUCT, Air Cleaner Air Intake.....	3.417

E

ELBOW, Air Cleaner Air Intake.....	3.417
ELBOW, Air Injection Reactor and Exhaust Gas Recirculation.....	3.680
ELBOW, Fuel Injection.....	3.330
ELBOW, Fuel Line.....	3.163
ELEMENT, Carburetor Air Cleaner.....	3.410
ELEMENT, Engine Fuel.....	3.890
EXTENSION, Air Injection Reactor.....	3.675
EXTENSION, Exhaust.....	3.609
EXTENSION, Exhaust Tail Pipe.....	3.705

F

FAN, Air Injector Reactor Pump.....	3.665
FILTER, Air Injection Reactor and Exhaust Gas Recirculation.....	3.680
FILTER, Carburetor and Fuel Meter Fuel Inlet.....	3.740
FILTER, Engine Fuel.....	3.890
FILTER, Fuel Tank Evaporation Control.....	3.130
FILTER, Fuel Tank Gage.....	3.110
FILTER KIT, Engine Fuel.....	3.890
FITTING, Air Injection Reactor and Exhaust Gas Recirculation.....	3.680
FITTING, Carburetor and Fuel Meter Fuel Inlet.....	3.740
FITTING, Intake Manifold Vacuum.....	3.278
FLANGE, Air Cleaner to Carburetor Mounting.....	3.406
FLANGE, Exhaust Pipe.....	3.610
FLANGE, Exhaust Tail Pipe.....	3.705
FLOAT, Carburetor and Fuel Meter.....	3.745
FRAME, Carburetor Air Cleaner.....	3.415

G

GAGE, Fuel Tank Meter.....	3.107
GAGE, Instrument Panel Fuel Gage.....	3.108
GASKET, Air Cleaner Air Intake.....	3.417
GASKET, Air Injection Reactor and Exhaust Gas Recirculation.....	3.680
GASKET, Automatic Choke Control.....	3.750
GASKET, Carburetor and Fuel Meter Fuel Inlet.....	3.740
GASKET, Carburetor to Manifold.....	3.726
GASKET, Carburetor Air Cleaner and Silencer.....	3.403
GASKET, Carburetor Float Bowl to Cover (or Air Horn).....	3.738
GASKET, Carburetor Idle Air Compensator.....	3.820
GASKET, Choke Heater or Air.....	3.603
GASKET, Emission Control System.....	3.671
GASKET, Engine Fuel.....	3.890
GASKET, Exhaust Manifold Heater.....	3.602
GASKET, Exhaust Pipe.....	3.611
GASKET, Fuel Gage to Tank.....	3.112
GASKET, Fuel Injection.....	3.308
GASKET, Fuel Injector Throttle.....	3.335
GASKET, Fuel Injector Metering.....	3.332
GASKET, Fuel Meter Control.....	3.318
GASKET, Fuel Pump Mounting.....	3.904
GASKET, Fuel Tank Filler Neck.....	3.008
GASKET KIT, Carburetor.....	3.724
GASKET KIT, Manifold to Cylinder Head.....	3.270
GASKET, Manifold to Cylinder Head.....	3.270
GUARD, Engine Fuel Intake Manifold.....	3.265

H

HANGER, Catalytic Converter.....	3.690
HANGER, Exhaust Mounting.....	3.706
HANGER, Exhaust Muffler.....	3.704
HANGER, Exhaust Pipe.....	3.616
HANGER KIT, Exhaust Mounting.....	3.706
HANGER KIT, Exhaust Muffler.....	3.704
HARNESS, Cruise Control.....	3.887
HOLDER, Fuel Injector Metering.....	3.332
HOLDER KIT, Carburetor Metering.....	3.806
HORN, Carburetor Air.....	3.730
HOSE, Air Cleaner Air Intake.....	3.417
HOSE, Air Injection Reactor.....	3.675
HOSE, Fuel Line.....	3.163
HOSE, Fuel Tank Filler.....	3.003

I

INSERT, Carburetor Float.....	3.734
INSERT, Carburetor Metering.....	3.806
INSULATION, Carburetor to Manifold.....	3.726
INSULATOR, Carburetor to Manifold.....	3.726
INSULATOR, Exhaust Mounting.....	3.706
INSULATOR, Exhaust Muffler.....	3.704
INSULATOR, Fuel Tank Mounting.....	3.022

J

JET, Carburetor Metering Rod, with Gasket.....	3.792
--	-------

L

LABEL, Fuel Tank Filler.....	3.028
LEVER, Accelerator Pedal Lever.....	3.454
LEVER, Carburetor and Fuel Injection Fast Idle.....	3.766
LEVER, Carburetor and Fuel Injection Choke.....	3.752
LEVER, Carburetor Power.....	3.858
LEVER, Carburetor Pump.....	3.842
LEVER, Carburetor Throttle.....	3.762
LEVER, Cruise Control.....	3.883
LIMITER, Carburetor and Fuel Injection Idle Adjusting Screw.....	3.823
LINK, Carburetor.....	3.755
LINK, Cruise Control.....	3.885
LOCK, Air Injection Reactor.....	3.675
LOCK, Air Injection Reactor and Exhaust Gas Recirculation.....	3.680
LOCK, Emission Control System.....	3.671
LOCK, Exhaust Manifold End Bolt.....	3.604
LOCK, Exhaust System Attaching.....	3.708

M

MANIFOLD, Engine Exhaust Manifold.....	3.601
MANIFOLD, Engine Fuel Intake Manifold.....	3.265
METER, Fuel Tank Meter.....	3.107
MODULE, Emission Control System.....	3.670
MOLDING, Exhaust Manifold Heater.....	3.602
MOTOR, Carburetor Air Cleaner.....	3.415

N

NECK, Fuel Tank Filler.....	3.003
NEEDLE, Carburetor and Fuel Injection Idle Adjusting.....	3.822
NEEDLE KIT, Carburetor and Fuel Meter Intake (with Seat and Gasket).....	3.814

ALPHABETICAL INDEX

NIPPLE, Fuel Tank Filler	3.003
NOZZLE, Carburetor	3.774
NOZZLE, Fuel Injector Metering	3.332
NUT, Air Injection Reactor Pump	3.655
NUT, Carburetor and Fuel Meter Intake (with Seat and Gasket)	3.814
NUT, Carburetor and Fuel Meter Fuel Inlet	3.740
NUT, Carburetor Air Cleaner and Silencer	3.403
NUT, Emission Control System	3.671
NUT, Exhaust Muffler	3.704
NUT, Exhaust Pipe	3.616
NUT, Exhaust Pipe	3.613
NUT, Fuel Injection	3.330

P

PACKING, Exhaust Pipe	3.611
PEDAL, Accelerator Pedal	3.451
PIN, Accelerator Pedal	3.452
PIN, Carburetor and Fuel Meter Float Lever	3.747
PIN, Fuel Injection Distributor	3.340
PIPE, Air Cleaner Air Intake	3.417
PIPE, Air Injection Reactor	3.675
PIPE, Automatic Choke Control	3.750
PIPE, Carburetor and Fuel Meter Fuel Inlet	3.740
PIPE, Choke Heater or Air	3.603
PIPE, Early Fuel Evaporation	3.145
PIPE, Exhaust Manifold Heat	3.647
PIPE, Fuel Injection	3.330
PIPE, Fuel Line	3.163
PISTON, Carburetor Power	3.858
PLATE, Accelerator Pedal	3.451
PLATE, Air Cleaner Air Intake	3.417
PLATE, Automatic Choke Control	3.750
PLATE, Fuel Pump Mounting	3.901
PLUG, Air Injection Reactor and Exhaust Gas Recirculation	3.680
PLUG, Carburetor and Fuel Meter Float Lever	3.747
PLUG, Carburetor Air Valve	3.757
PLUG, Catalytic Converter	3.685
PLUG, Engine Fuel Intake Manifold	3.265
POUCH, Catalytic Converter	3.685
PULLEY, Air Injection Reactor Pump	3.650
PUMP, Air Injection Reactor Pump	3.660
PUMP, Carburetor (with Leather and Shaft)	3.838
PUMP, Engine Fuel Pump	3.900
PURGE VALVE, Fuel Tank Evaporation Control	3.130

R

RELAY, Automatic Choke Control	3.750
RELAY, Carburetor Air Cleaner	3.415
RELAY, Carburetor Idle	3.440
RELAY, Emission Control System	3.670
RELAY, Engine Fuel Pump	3.900
REPAIR KIT, carburetor (rochester) MAJOR	3.725A
REPAIR KIT, Carburetor (Holly) Minor	3.725G
REPAIR KIT, Carburetor (Carter) Minor	3.725D
REPAIR KIT, Carburetor (Rochester) Minor	3.725B
REPAIR KIT, Carburetor (holly) major	3.725F
REPAIR KIT, Catalytic Converter	3.685
RESTRICTOR, Fuel Line	3.163
RETAINER, Accelerator Pedal Lever	3.454
RETAINER, Automatic Choke Control	3.750
RETAINER, Carburetor Air Cleaner	3.415
RETAINER, Carburetor Throttle Control	3.425
RETAINER, Carburetor Air Cleaner	3.410
RETAINER, Carburetor Pump Outlet Valve	3.825
RETAINER, Carburetor Pump	3.841
RETAINER, Carburetor and Fuel Injection Choke	3.752
RETAINER, Cruise Control	3.885
RETAINER, Exhaust Muffler	3.704
RETAINER, Exhaust Pipe	3.616
RETAINER, Fuel Pipe	3.162
RETAINER, Fuel Tank Evaporation Control	3.130
RING, Carburetor and Fuel Meter Fuel Inlet	3.740
RING, Exhaust Pipe	3.611

ROD, Accelerator Pedal	3.431
ROD, Carburetor	3.755
ROD, Carburetor and Fuel Injection Choke	3.752
ROD, Carburetor Air Cleaner	3.415
ROD, Carburetor Metering	3.806
ROD, Carburetor Pump Connector	3.843
ROD, Carburetor Throttle	3.762
ROD, Cruise Control	3.885
ROD, Fuel Pump	3.935
ROD, Throttle Control	3.430

S

SCREEN, Carburetor and Fuel Meter Fuel Inlet	3.740
SCREEN, Carburetor Air Cleaner	3.410
SCREW, Automatic Choke Control	3.750
SCREW, Carburetor	3.755
SCREW, Carburetor (with Leather and Shaft)	3.838
SCREW, Carburetor and Fuel Injection Idle Adjusting	3.822
SCREW, Carburetor and Fuel Injection Fast Idle	3.766
SCREW, Carburetor and Fuel Meter Intake (with Seat and Gasket)	3.814
SCREW, Carburetor and Fuel Meter Fuel Inlet	3.740
SCREW, Carburetor and Fuel Injection Choke	3.752
SCREW, Carburetor and Fuel Injection Fast Idle Cam	3.767
SCREW, Carburetor Air	3.730
SCREW, Carburetor Body	3.741
SCREW, Carburetor Choke	3.751
SCREW, Carburetor Pump	3.841
SCREW, Carburetor Throttle Valve and Throttle Lever Adjusting	3.761
SCREW, Emission Control System	3.671
SCREW, Fuel or Air Meter	3.314
SCREW, Fuel Gage to Tank	3.112
SCREW, Fuel Meter	3.322
SCREW, Fuel Pump Mounting	3.901
SCREW, Fuel Tank Evaporation Control	3.130
SCREW, Fuel Tank Filler	3.028
SCREW, Fuel Tank Filler	3.003
SEAL, Accelerator Cable	3.469
SEAL, Air Cleaner to Carburetor Mounting	3.406
SEAL, Air Cleaner Air Intake	3.417
SEALANT, Manifold to Cylinder Head	3.270
SEAL, Carburetor and Fuel Injection Choke	3.752
SEAL, Carburetor Air Cleaner and Silencer	3.403
SEAL, Fuel Injection	3.330
SEAL, Fuel Meter	3.322
SEAL, Fuel Tank Filler Neck	3.008
SEAT, Intake Manifold Vacuum	3.278
SENSOR, Carburetor Air Cleaner	3.415
SENSOR, Emission Control System	3.670
SEPARATOR, Evaporation Emission System	3.120
SERVO, Cruise Control	3.885
SHAFT, Carburetor and Fuel Injection Choke	3.752
SHAFT, Fuel Injection Distributor	3.340
SHIELD, Catalytic Converter	3.690
SHIELD, Engine Fuel Intake Manifold	3.265
SHIELD, Exhaust Manifold Heater	3.602
SHIELD, Exhaust Tail Pipe	3.705
SHIELD, Fuel Line	3.163
SLEEVE, Air Injection Reactor Pump	3.655
SLEEVE, Carburetor Throttle Control	3.425
SLEEVE, Intake & Exhaust Manifold	3.273
SLEEVE KIT, Fuel Meter	3.322
SOLENOID, Carburetor Idle	3.440
SOLENOID, Carburetor Air Cleaner	3.415
SOLENOID, Early Fuel Evaporation Control	3.140
SOLENOID, Emission Control System	3.670
SOLENOID, Fuel or Air Meter	3.314
SPACER, Air Injection Reactor Pump	3.655
SPACER, Air Injection Reactor Pump	3.650
SPACER, Air Injection Reactor and Exhaust Gas Recirculation	3.680
SPACER, Carburetor and Fuel Meter Fuel Inlet	3.740
SPACER, Early Fuel Evaporation	3.145
SPACER, Emission Control System	3.671
SPACER, Exhaust	3.609
SPACER, Fuel Line	3.163
SPRING, Accelerator Return Spring	3.459

ALPHABETICAL INDEX

SPRING, Carburetor (with Leather and Shaft).....	3.838
SPRING, Carburetor and Fuel Injection Fast Idle	3.766
SPRING, Carburetor and Fuel Injection Idle	
Adjusting Screw.....	3.823
SPRING, Carburetor and Fuel Meter Float Lever .	3.747
SPRING, Carburetor and Fuel Meter Fuel Inlet.....	3.740
SPRING, Carburetor Air Valve.....	3.757
SPRING, Carburetor Diaphragm Return	3.763
SPRING, Carburetor Metering Rod	3.810
SPRING, Carburetor Power Piston	3.859
SPRING, Carburetor Pump	3.841
SPRING, Carburetor Throttle Valve and Throttle	
Lever Adjusting	3.761
SPRING CLIP, Cruise Control	3.885
SPRING, Fuel Tank Evaporation Control.....	3.130
SPRING, Heat Valve Actuator	3.641
STOVE, Air Cleaner Air Intake	3.417
STRAINER, Fuel Tank Gage.....	3.110
STRAP, Exhaust Manifold Heater.....	3.602
STRAP, Fuel Tank Mounting	3.022
STUD, Accelerator Pedal	3.452
STUD, Accelerator Return Spring	3.459
STUD, Air Cleaner Air Intake	3.417
STUD, Carburetor to Manifold.....	3.288
STUD, Carburetor to Manifold	3.726
STUD, Carburetor Air Cleaner and Silencer.....	3.403
STUD, Carburetor Throttle Control.....	3.425
STUD, Cruise Control.....	3.880
STUD, Emission Control System.....	3.671
STUD, Exhaust Pipe.....	3.613
STUD, Fuel Pump Mounting	3.901
STUD, Intake & Exhaust Manifold	3.275
STUD, Intake Manifold Vacuum	3.278
STUD, Throttle Control Lever	3.463
SUPPORT, Accelerator Pedal Lever.....	3.454
SUPPORT, Catalytic Converter.....	3.690
SUPPORT, Fuel Tank Evaporation Control.....	3.130
SUPPORT, Fuel Tank Stone Shield	3.015
SWITCH, Early Fuel Evaporation Control	3.140
SWITCH, Emission Control System	3.670
SWITCH, Exhaust Manifold Heat Valve	3.640
SWIVEL, Carburetor Throttle Control	3.425

T

TANK, Fuel.....	3.001
TEE, Air Injection Reactor and Exhaust Gas	
Recirculation	3.680
TEE, Fuel Line	3.163
TEE, Fuel Tank Evaporation Control	3.130
TEE, Intake Manifold Vacuum	3.278
THERMOSTAT, Automatic Choke Control.....	3.750
THERMOSTAT, Exhaust Manifold Heat Valve.....	3.640
TRANSDUCER, Cruise Control	3.885
TUBE, Air Injection Reactor and Exhaust Gas	
Recirculation	3.680
TUBE, Choke Heater or Air	3.603
TUBE, Fuel Injection	3.330

U

U BOLT, Exhaust System Attaching.....	3.708
U BOLT KIT, Exhaust System Attaching.....	3.708

V

VALVE, Carburetor and Fuel Injection Fast Idle ..	3.766
VALVE, Carburetor Air Cleaner	3.415
VALVE, Carburetor Choke.....	3.751
VALVE, Carburetor Idle Vapor Vent.....	3.852
VALVE, Cruise Control	3.885
VALVE, Early Fuel Evaporation Control	3.140
VALVE, Emission Control System	3.670
VALVE, Exhaust Manifold Heat	3.647
VALVE EGR, Emission Control System	3.670

VALVE, Fuel Tank Evaporation Control	3.130
VALVE KIT, Carburetor Power	3.858
VALVE KIT, Emission Control System	3.670

W

WASHER, Automatic Choke Control.....	3.750
WASHER, Carburetor to Manifold	3.288
WASHER, Carburetor Throttle Valve and	
Throttle Lever Adjusting.....	3.761
WASHER, Exhaust Mounting	3.706
WASHER, Exhaust Muffler	3.704
WASHER, Fuel Injection Distributor.....	3.340
WASHER, Fuel Pump Mounting	3.901
WASHER, Fuel Tank Mounting.....	3.023
WASHER, Instrument Panel Fuel Gage	3.108

3.001 BLADDER-TANK , Fuel

NOTE 1: USE WITH GAS CAP 3994339.

NOTE 2: BLADDER MOLDED INTO TANK.

75-77	Y	348378	1	501.00	BLADDER
63-67	Y	3967746	1	105.00	TANK (20 GAL) (NOTE 1)
68-69	Y (327, 350, 427) W/4BC (EXC. H.D., SP.H/PER.)	3967741	1	105.00	TANK (20 GAL) (NOTE 1)
68-69	Y (427) W/H.D.	3967746	1	105.00	TANK (20 GAL) (NOTE 1)
68-69	Y W/3/2BC	3967746	1	105.00	TANK (20 GAL) (NOTE 1)
69	Y (350) W/SP. H/PER.	3967746	1	105.00	TANK (20 GAL) (NOTE 1)
70	Y (350, 454) W/SP. H/PER. (EXC. E.E.C.)	3967746	1	105.00	TANK (20 GAL) (NOTE 1)
70-72	Y (350, 454) W/E.E.C. (EXC. SP. H/PER., H.D.)	3967749	1	111.00	TANK (18 GAL)
70-72	Y (350, 454) W/SP. H/PER., E.E.C.	3967755	1	111.00	TANK (18 GAL)
70	Y (350, 454) (EXC. E.E.C., H.D., SP. H/PER.)	3967741	1	105.00	TANK (20 GAL) (NOTE 1)
73-74	Y	3967749	1	111.00	TANK (18 GAL)
75-77	Y	348366	1	67.00	TANK (18 GAL)
78-82	Y	457999	1	222.00	TANK (25 GAL) (NOTE 2)

3.003 CLIP-HOSE-NECK-NIPPLE-SCREW, Fuel Tank Filler

78-82	Y	3943626	1	.40	CLIP, NECK DRAIN HOSE (2.559)
63-74	Y (EXC. 36 GAL. TANK)	3986028	1	.47	HOSE, NECK DRAIN (7/16)
63-67	Y67	3923690	1	6.80	NECK
68-70	Y (EXC. E.E.C.)	3923690	1	6.80	NECK
70-71	Y W/E.E.C.	6262261	1	8.00	NECK
72-74	Y	6262261	1	8.00	NECK
65-67	Y (EXC. 36 GAL. TANK)	3849610	1	.32	NIPPLE, NECK DRAIN HOSE
68-82	Y	3849610	1	.32	NIPPLE, NECK DRAIN HOSE
78-82	Y	473076	8	.39	SCREW, FILLER NECK AND MT PLT

3.008 GASKET-SEAL, Fuel Tank Filler Neck

63-74	Y (EXC. 36 GAL. TANK)	3826417	1	.32	GASKET
78-82	Y	457997	1	2.45	GASKET
63-67	Y (EXC. 36 GAL. TANK)	3849612	1	8.05	SEAL
68-74	Y	3923649	1	7.00	SEAL
75-77	Y	351589	1	6.55	SEAL
78-82	Y	459068	1	5.10	SEAL

3.015 COVER-SUPPORT, Fuel Tank Stone Shield

75-77	Y	351588	1	88.25	COVER
68-73	Y	3937806	1	18.05	SUPPORT
78-82	Y	14011298	1	11.70	SUPPORT

3.022 INSULATOR-STRAP, Fuel Tank Mounting

NOTE 1: IT IS NECESSARY TO TRIM 9 3/4 FROM HOOK END AND REWORK.

79-82	Y	14016156	1	15.95	INSULATOR, FUEL TANK
63-67	Y W/36 GAL. TANK	3828315	2	2.65	STRAP (44 53/64" DEV. LENGTH) (NOTE 1)
68-74	Y	3994332	2	5.95	STRAP
75-77	Y	348039	2	5.95	STRAP
78-82	Y	457993	1	5.95	STRAP,

3.023 BOLT-WASHER, Fuel Tank Mounting

68-77	Y	3921688	2	.50	BOLT (3/8"-16 X 1 3/4" 280M STEEL)	...
77-79	Y	555992	AR	.78	BOLT (M8 X 1.25 X 75 9.8 PHOS STL)	...
74	Y W/L54, C60	3916493	1	.34	WASHER, FUEL TANK STRAP(5.418)

3.028 CAP-LABEL-SCREW , Fuel Tank Filler

53-62	Y (EXC. 24 GAL. TANK)	3814436	1	3.05	CAP, VENTED
62	Y W/24 GAL. TANK	3914958	1	N.L.	CAP, VENTED
63-69	Y	3952708	1	6.00	CAP, VENTED
70-74	Y	3994339	1	6.00	CAP, NON VENTED
71-74	Y	3994340	1	17.25	CAP, LOCKING
75-77	Y 22510716	22503146	1	5.80	CAP, W/EARS (HIGHER RELIEF PRESS)	..
78	Y	559346	1	5.10	CAP
79-81	Y	22503147	1	5.53	CAP, W/O EARS (HIGHER RELIEF PRESS)
82	Y	22510715	1	N.L.	CAP, W/O HANDLE FUEL TANK(GASOLINE)
75-81	Y	355449	1	.87	LABEL (UNLEADED FUEL ONLY)(STRAIGHT)
75-77	Y	356964	AR	.48	SCREW (1/4"-28 X 3/4")

FUEL-EXHAUST-CARBURETION

3.107 CAM -CLIP-GAGE-METER, Fuel Tank Meter

63-75	Y (EXC. 36 GAL. TANK)	3774937	1	.52	CAM (2 5/8 DIA.)
75	Y	413899	1	1.10	CAM
70-72	Y	3927327	1	.40	CLIP, MTR WIRING (2.559)
56-62	Y (EXC. 24 GAL. TANK)	5642125	1	28.85	GAGE
63-67	Y W/36 GAL. TANK	5642798	1	33.93	GAGE
63-67	Y (EXC. 36 GAL. TANK)	6428065	1	54.71	METER, W/GSKT
65-67	Y (EXC. 37 1/2 GAL. TANK)	6428065	1	54.71	METER, W/GSKT
68-74	Y	6428164	1	29.52	METER, W/GSKT
75-76	Y	25000078	1	109.00	METER
77	Y	25000316	1	118.55	METER, W/PLT, FIL NECK
78-81	Y	25001013	1	82.91	METER, W/PLT, FIL NECK
82	Y	25003153	1	143.75	METER (TANK UNIT)

3.108 GAGE-WASHER, Instrument Panel Fuel Gage

64	Y	5644966	1	46.02	GAGE
65-67	Y	6430263	1	18.78	GAGE
68-74	Y	6431617	1	17.78	GAGE
75-76	Y	6432035	1	17.95	GAGE
77	Y	6432309	1	15.16	GAGE
78-82	Y	6432523	1	16.19	GAGE, W/RES
82	Y	6455751	AR	.19	WASHER, GAGE MOUNTING

3.110 FILTER -STRAINER, Fuel Tank Gage

NOTE 1: STRAINER TO FIT TO O.D. OF METER HOSE.

75	Y	5651723	1	3.17	FILTER (IN TANK)
76	Y (EXC K72)	5651702	1	1.84	FILTER (IN TANK)
76	Y W/K72	5651723	1	3.17	FILTER (IN TANK)
77-81	Y	5651702	1	1.84	FILTER (IN TANK)
82	Y	25055033	1	7.20	FILTER (IN TANK)
60-64	Y	3751491	1	2.05	STRAINER, TANK PIPE (2 3/4 LG.) (3/4 I.D.) (NOTE 1)

3.112 GASKET -SCREW, Fuel Gage to Tank

53-62	Y	1516395	1	.55	GASKET (RUBBER)
63-74	Y (EXC. 36 GAL. TANK)	3825206	1	.53	GASKET
63-67	Y W/36 GAL. TANK	1516395	1	.55	GASKET (RUBBER)
75-80	Y	3893116	1	.60	GASKET, FUEL METER(TANK UNIT)
60-79	Y	3767804	5	.32	SCREW, W/SEAL (10-32 X 1/2)

3.120 SEPARATOR, Evaporation Emission System

70-74	Y	7028035	1	16.40	SEPARATOR, FUEL VAPOR
-------	---	---------	---	-------	-----------------------

3.130 CANISTER-CAP-CLIP-FILTER-PURGE VALVE-RETAINER-SCREW-SPRING-SUPPORT-TEE-VALVE, Fuel Tank Evaporation Control

NOTE 1: 1ST DESIGN SUPPORT FOR VAPOR CANISTER ARE FRAME MOUNTED.

NOTE 2: 2ND DESIGN RETAINER FOR VAPOR CANISTER ARE BODY MOUNTED.

70	Y (EXC. SP. H/PER. 350, H.D., 454)	7030605	1	39.85	CANISTER, FUEL VAPOR
71-73	Y	7030605	1	39.85	CANISTER, FUEL VAPOR
74-77	Y (250)	17056582	1	43.45	CANISTER, FUEL VAPOR
78-79	Y (EXC. ALT)	17060868	1	48.55	CANISTER, FUEL VAPOR
78-79	Y W/ALT.	17056466	1	48.55	CANISTER, FUEL VAPOR
80	Y (350) (4 BBL)	17063010	1	56.25	CANISTER, FUEL VAPOR
80	Y (350) W/SP. H/PER.	17061006	1	69.80	CANISTER, FUEL VAPOR
80	Y W/CALIF	17061005	1	68.30	CANISTER, FUEL VAPOR
81	Y (350)	17061005	1	68.30	CANISTER, FUEL VAPOR
82	Y	17075825	1	41.35	CANISTER, FUEL VAPOR
70-80	Y	7028046	1	4.20	CAP, FUEL VAPOR CANISTER DRAIN
82	Y	7028046	1	4.20	CAP, FUEL VAPOR CANISTER DRAIN
75-82	Y	1247603	AR	.40	CLIP, EFE VAC PIPE TO INR FRT LT RKR
69-81	Y	7021739	1	3.92	FILTER, W/DRAIN CAP, FUEL VAPOR CANISTER
70-74	Y	7026014	1	N.L.	FILTER, FUEL VENT AND VAPOR CANISTER AIR INLET
70	Y	7041344	1	3.96	PURGE VALVE, REPAIR UNIT FUEL VAPOR
80	Y (305H, 350 W/SP. H/PER.) (2ND DESIGN)	14016197	1	1.35	RETAINER, FUEL VAPOR CANISTER (NOTE 2)
80	Y (350) (4 BBL) (2ND DESIGN)	14016199	1	2.65	RETAINER, FUEL VAPOR CANISTER (NOTE 2)
81	Y W/CALIF	14016197	1	1.35	RETAINER, FUEL VAPOR CANISTER
82	Y	14016199	1	2.65	RETAINER, FUEL VAPOR CANISTER
72	Y	3960314	1	.30	SCREW, FUEL VAPOR CANISTER BRKT (1.276)

FUEL-EXHAUST-CARBURETION

3.130 CANISTER-CAP-CLIP-FILTER-PURGE VALVE-RETAINER-SCREW- SPRING-SUPPORT-TEE-VALVE, Fuel Tank Evaporation Control (Con't)

70	Y	7023987	1	1.12	SPRING, PURGE VLV
70-77	Y	3973069	1	7.00	SUPPORT, FUEL VENT CANISTER
78-79	Y	473077	1	7.00	SUPPORT, FUEL VAPOR CANISTER
80	Y (350H, 350) (2ND DESIGN)	14016196	1	1.35	SUPPORT, FUEL VAPOR CANISTER (NOTE 2)
80	Y W/CALIF (1ST DESIGN)	14011268	1	9.45	SUPPORT, FUEL VAPOR CANISTER (NOTE 1)
80	Y W/FED (NA5)	14016198	1	3.30	SUPPORT, FUEL VAPOR CANISTER (NOTE 2)
80	Y W/FED (1ST DESIGN)	14011267	1	9.10	SUPPORT, FUEL VAPOR CANISTER (NOTE 1)
81	Y	14016196	1	1.35	SUPPORT, FUEL VAPOR CANISTER
82	Y	14016198	1	3.30	SUPPORT, FUEL VAPOR CANISTER
65-79	Y	406511	1	1.35	TEE, SPECIAL (3-WAY) (1/4-3/16)
75-77	Y	4568633	1	2.40	TEE, VAPOR PIPE HOSE (9.281)
78-80	Y (350L) W/ALT	17060514	1	12.80	VALVE, VAPOR PRESS CONT

3.140 BRACKET-SOLENOID-SWITCH-VALVE, Early Fuel Evaporation Control

82	Y W/CLOSED LOOP(NB1)	14043227	1	.47	BRACKET, FUEL VPR CNSTR PURGE SOL
82	Y W/CLOSED LOOP(NB1)	1997599	1		SOLENOID, FUEL VAPOR CANISTER PURGE
79	Y	3041857	1	10.45	SWITCH
80-81	Y (305,350)	3043015	1	12.25	SWITCH,
80-81	Y	5233666	1	73.25	VALVE, W/ACTUATOR

3.145 CLIP-CONNECTOR-PIPE-SPACER, Early Fuel Evaporation

78-81	Y	14015513	AR	.65	CLIP, HOSE-Z-1 1/8 OD W/VINYL STL ZC
81	Y	14017738	1	1.80	CONNECTOR, EXH EMIS CONT HOSE
80	Y	14017789	1	5.05	PIPE, EFE VAC
75-79	Y	357056	1	4.85	SPACER, NO. 5 R.H. HOLE
75-79	Y	357056	1	4.85	SPACER, NO. 4 R.H. HOLE

3.162 CLIP-RETAINER, Fuel Pipe

68-69	Y (EXC. 3/2BC, H.D. 427)	340392	AR	.31	CLIP, FUEL FEED AND RTN PIPE, FUEL VAPOR PIPE
78-79	Y	558475	AR	.26	CLIP (3 DIA. CLOSED LOOP 1.68 TOT LEN STL)
78-81	Y	458949	1	.66	RETAINER, FUEL FEED & RTN PIPE HOSE
82	Y	14033712	1	.58	RETAINER, FUEL HOSE

3.163 ELBOW-HOSE-PIPE-RESTRICTOR-SHIELD-SPACER-TEE, Fuel Line

66-69	Y	538570	1	2.25	ELBOW, GAS FEED (1/4"-18 THDS. 3/8" I.D.)
70-73	Y (454)	3954219	1	2.55	ELBOW, OIL PRESS (1.803)
56-57	Y	3735951	1	8.20	HOSE, FUEL PUMP END (3/8)
58-62	Y (EXC. F.I.)	3735951	1	8.20	HOSE, FUEL PUMP END (3/8)
80-81	Y	14044508	1	2.00	HOSE, FUEL FRT
82	Y	14033710	1	5.50	HOSE, FUEL FEED FRT
82	Y	14033711	1	5.50	HOSE, FUEL RTN FRT
64-65	Y W/SP. H/PER., F.I.	3854796	1	6.75	PIPE, FUEL PUMP TO FUEL FILTER (CHROME)
66	Y (327) W/SP. H/PER.	3854796	1	6.75	PIPE, FUEL PUMP TO FUEL FILTER (CHROME)
66-68	Y (327) W/SP. H/PER.	3882837	1	7.40	PIPE, CARB GAS (CHROME)
71-77	Y	3992372	1	.32	RESTRICTOR, FUEL VAPOR PIPE TO CANISTER HOSE
75-77	Y	3991301	1	.47	RESTRICTOR, FUEL VENT PIPE HOSE
55-80	Y	3886933	1	6.20	SHIELD, PIPE (1 1/4 O.D. X 64 1/2)
78-82	Y	459039	1	.46	SPACER, FUEL FEED & RTN PIPE
65-68	Y (427)	4568633	1	2.40	TEE, FUEL FILTER PIPE TO CARB GAS PIPE(9.281)
69-70	Y (350) W/SP. H/PER.	4568633	1	2.40	TEE, FUEL FILTER PIPE TO CARB GAS PIPE(9.281)
69	Y (427) W/H.D.	545294	1	8.25	TEE, CARB FUEL PIPE
72-73	Y (350) W/SP. H/PER.	545294	1	8.25	TEE, CARB FUEL PIPE
75-76	Y	4568633	1	2.40	TEE, FUEL VAPOR PIPE HOSE (9.281)

3.265 BOLT-GUARD-MANIFOLD-PLUG-SHIELD, Engine Fuel Intake Manifold

NOTE: EXHAUST MANIFOLD IN GROUP 3.601.

FUEL-EXHAUST-CARBURETION

3.265 BOLT-GUARD-MANIFOLD-PLUG-SHIELD, Engine Fuel Intake Manifold (Con't)

NOTE 1: IT MAY BE NECESSARY TO PLUG WATER BY-PASS HOLE IN FRONT OF MANIFOLD WITH A 1/2" X 14 PIPE PLUG. ALSO, THIS PART HAS A CARB. PAD WITH PORTS AND STUD PATTERN FOR HOLLEY CARB., WHEN USED IN VEHICLES PRIOR TO 1964 THE CARTER AFB CARB. CAN BE INSTALLED BY DRILLING AN EXTRA HOLE IN THE OPPOSITE CORNERS OF THE CARB. THROTTLE BODY FLANGE TO MATCH THE STUD HOLES IN MANIFOLD CARB. PAD. USE CARB. GASKET 3849825.

NOTE 2: IT MAY BE NECESSARY TO PLUG WATER TEMPERATURE SWITCH HOLE WITH A 1/2"-14 PIPE PLUG.

82	Y(5.7)	14037662	1	.89	BOLT, INT MANIF(9.171)
55-57	Y (8 CYL.) (EXC. DUAL 4BC)	3758369	1	2.40	GUARD, MANIF OIL SPLASH
58-66	Y (283, 327) (EXC. F.I., DUAL 4BC, H/PER.)	3758369	1	2.40	GUARD, MANIF OIL SPLASH
62-65	Y (327) W/H/PER.	3946830	1	2.75	GUARD, MANIF OIL SPLASH
66-68	Y (327) (EXC. SP. H/PER.)	3946830	1	2.75	GUARD, MANIF OIL SPLASH
67	Y (327) W/SP. H/PER.	3758369	1	2.40	GUARD, MANIF OIL SPLASH
69-72	Y (350) (EXC. SP. H/PER.)	3946830	1	2.75	GUARD, MANIF OIL SPLASH
69-72	Y (350) W/SP. H/PER.	3758369	1	2.40	GUARD, MANIF OIL SPLASH
73-81	Y (305, 350)	6271071	1	3.15	GUARD, MANIF OIL SPLASH
73-74	Y (454)	346243	1	5.20	GUARD, MANIF OIL SPLASH
82	Y(5.7)	14037628	1	3.15	GUARD, INT MANIF OIL SPH
57-64	Y (283) W/4BC	3852568	1	103.00	MANIFOLD
62-64	Y (EXC. H/PER., SP. H/PER., F.I.)	3852568	1	103.00	MANIFOLD
62-65	Y W/SP. H/PER.	3852570	1	249.00	MANIFOLD (NOTE 1)
65-69	Y (396, 427) W/SP H/PER, ALUM CASE	3933163	1	336.00	MANIFOLD (CLOSED PLENUM, HOLLY CARB)
66-67	Y (327) W/SP. H/PER.	3893594	1	331.00	MANIFOLD
66-67	Y (427) W/H/PER.	3876818	1	171.00	MANIFOLD, W/HOLLEY CARB.
66-67	Y (427) W/A.I.R. (EXC 3/2BC)	3876818	1	171.00	MANIFOLD,
68	Y (327)	3931575	1	112.00	MANIFOLD (ROCHESTER) (NOTE 2)
68-69	Y (427) (EXC. 3/2BC, H.D., AL. CYL. ANDCASE)	3957994	1	379.00	MANIFOLD
68-69	Y (427) W/SP. H/PER., 3/2BC	3928514	1	373.00	MANIFOLD
69-70	Y (350) W/SP. H/PER.	3972114	1	336.00	MANIFOLD
69	Y (350) W/4BC (EXC. SP. H/PER.)	3987361	1	118.00	MANIFOLD
70	Y (350) (EXC. SP. H/PER.)	3987361	1	118.00	MANIFOLD
70-72	Y (454) (EXC. H.D.)	333839	1	185.00	MANIFOLD
71-72	Y (350) (EXC. SP. H/PER.)	343765	1	158.00	MANIFOLD
71-72	Y (350) W/SP. H/PER.	3991004	1	308.00	MANIFOLD
71	Y (454) W/SP. H/PER.	3977609	1	379.00	MANIFOLD
73-74	Y (350)	340260	1	121.00	MANIFOLD
73-74	Y (454)	336788	1	185.00	MANIFOLD
75-78	Y (350)	14037617	1	132.00	MANIFOLD (CAST IRON)
78-79	Y W/SP. H/PER.	14007377	1	237.00	MANIFOLD (ALUM)
79	Y 350 (EXC. SP. H/PER.)	14037617	1	132.00	MANIFOLD (CAST IRON)
80	Y (305, 350)	14031390	1	141.00	MANIFOLD,
81	Y (350)	14033057	1	127.00	MANIFOLD
82	Y(5.7)	14044606	1	134.00	MANIFOLD, INT
64	Y W/SP. H/PER. (EXC. C.A.C.)	445686	1	.32	PLUG, MANIF VAC
69	Y (427) W/H.D., AL. CYL. AND CASE	3931093	1	18.45	SHIELD, HT INT MANIF

3.270 GASKET-GASKET KIT-SEALANT, Manifold to Cylinder Head

NOTE 1: KIT REQUIRES SILASTIC SEALER FOR INT MANIF FRT & RR SEALS.

NOTE 2: FOR R.H. INSTALLATION, 1 EXTRA GASKET REQUIRED-3711569.

57-62	Y W/F.I.	3768235	4	1.55	GASKET, INT MANIF TO ADAP
63-65	Y W/F.I.	3832280	4	1.40	GASKET, FUEL INJECTOR
63-65	Y W/F.I.	7017348	1	3.85	GASKET, INT MANIF CVR
55	Y (8 CYL.)	3711675	2	1.80	GASKET KIT, EXH (NOTE 2)
56	Y W/DUAL 4BC	3931600	1	5.45	GASKET KIT, INT
57-62	Y (8 CYL.) (EXC. F.I.)	3931600	1	5.45	GASKET KIT, INT
63-68	Y (283,327) (EXC. F.I.)	3931600	1	5.45	GASKET KIT, INT
65-69	Y (396, 427) W/SP. H/PER.	3955527	1	7.60	GASKET KIT, INT
65-69	Y (396, 427) (EXC. SP. H/PER., H.D.)	6259379	1	5.95	GASKET KIT, INT
69-72	Y (350)	14019844	1	5.50	GASKET KIT, INT
69	Y (427) W/H.D.	3955528	1	10.85	GASKET KIT, INT
70-72	Y (454) W/4BC (EXC. SP. H/PER.)	6259379	1	5.95	GASKET KIT, INT
71	Y (454) W/SP. H/PER.	3955527	1	7.60	GASKET KIT, INT
73	Y (350)	356801	1	N.L.	GASKET KIT, INT
73	Y (454)	6259316	1	5.95	GASKET KIT, INT

FUEL-EXHAUST-CARBURETION

3.270 GASKET-GASKET KIT-SEALANT, Manifold to Cylinder Head (Con't)

74	Y (350)	345195	1	N.L.	GASKET KIT, INT
74	Y (454)	6260996	1	5.95	GASKET KIT, INT
75	Y (350)	356801	1	N.L.	GASKET KIT, INT
76	Y (350) (EXC. SP. H/PER., CALIF)	14019844	1	5.50	GASKET KIT, INT
76	Y (350) W/CALIF.	356801	1	N.L.	GASKET KIT, INT
78-80	Y (305, 350) (EXC. SP H/PER)	14019844	1	5.50	GASKET KIT, INT
78-80	Y (305, 350)	14038088	1	N.L.	GASKET KIT, INT
81	Y (350)	14034821	1	N.L.	GASKET KIT, INT (NOTE 1)
82	Y(5.7)	14034932	1	17.85	GASKET KIT, INT MANIF
81-82	Y	1052366	AR	8.65	SEALANT, INT MANIF ENDS(8.800)

3.273 CLAMP-SLEEVE, Intake & Exhaust Manifold

53-55	Y (6 CYL.)	3835505	4	.60	CLAMP, CTR (2" O.L.)
53-55	Y (6 CYL.)	3835506	3	.47	SLEEVE, INT MANIF TO CYL HD (1 17/32 CLOSED X 3/8 WIDE)

3.275 BOLT-STUD, Intake & Exhaust Manifold

NOTE: ALSO SEE GROUPS 3.288 CARB TO MANIFOLD, 3.613 MANIFOLD TO EXH. PIPE, AND 8.981.

55	Y (8 CYL.)	3836646	12	.75	BOLT, EXH MANIF (3/8-16 X 1 5/8 300M STEEL)(CIRCLE ON HEAD)
56-81	Y	3733134	AR	.98	BOLT, AT CTR HOLES(3/8-16 X 2 27/32)(300M)
63	Y W/SP. H/PER.	3733134	AR	.98	BOLT, AT CTR HOLES(3/8-16 X 2 27/32)(300M)
64-81	Y	22505552	AR	1.30	BOLT, STUD(3/8-16 X .56 X 2.0 ZP 280M)
64-68	Y (283, 327, 427) W/A.C.	3841724	1	.85	BOLT (3/8-16 X 3 11/16)(300M)
67-69	Y (427)	3909821	1	.46	BOLT, EXH. MANIF (3/8-16 X 1 3/16)
69	Y (427) W/AL. CYL. AND CASE	3736035	8	.71	BOLT, EXH. MANIF AT CTR HOLES (3/8-16 X 1 1/4)
69	Y W/A.C. (EXC. H/PER. 427)	3841724	1	.85	BOLT (3/8-16 X 3 11/16)(300M)
70-75	Y (350) W/A.C.	3841724	1	.85	BOLT (3/8-16 X 3 11/16)(300M)
70-77	Y (454)	3909821	AR	.46	BOLT, EXH. MANIF AT END HOLES
73	Y (454)	3736035	8	.71	BOLT, EXH. MANIF AT CTR HOLES (3/8-16 X 1 1/4)
74-79	Y (350)	3733130	1	.75	BOLT, EXH. MANIF, NO. 1 R.H. HOLE (3/8-16 X 2 1/4)
75-79	Y	454467	AR	.73	BOLT, HEX (3/8-16 X 1-3/4 300M) (4.085)
75-82	Y	3736035	AR	.71	BOLT, HEX (3/8-16 X 1 1/4)
76-79	Y	3841724	AR	.85	BOLT (3/8-16 X 3 11/16)(300M)
82	Y(5.7)	14037662	1	.89	BOLT, EXH MANIF(9.171)
53-71	Y	344996	AR	.54	STUD, INT MANIF TO EXH MANIF (3/8-16 X 3 5/16)
53-71	Y	483543	AR	.32	STUD, EXH MANIF ENDS TO HD, INT MANIF (3/8-16 X 2 3/16)
53-55	Y (6 CYL.)	3835487	2	.75	STUD, 1 END THREADED-OTHER USED TO LINE UP MANIF(3/8-16-16 29/32)
62-63	Y (8 CYL.) (EXC. F.I.)	3814568	1	.66	STUD, EXH MANIF AT RH FRT CTR
63-64	Y W/F.I.	3814568	1	.66	STUD, AT LH RR CTR (3/8-16-16 X 3 1/2)
64-66	Y (283, 327, 427) W/A.C.	3932448	AR	1.20	STUD, EXH., RH FRT HOLE
65-66	Y (396, 427) W/P.S.	3774029	1	3.30	STUD (5/16-18 X 3/16-16 X 2 9/16)
65	Y W/F.I. (EXC. A.C.)	3814568	1	.66	STUD (INTEGRAL HEX. NUT 3/8 FRT END)
67	Y (427)	3774029	1	3.30	STUD (5/16-18-3/16-16 X 2 9/16)
67-69	Y (427) W/P.S.	3928905	1	3.35	STUD, EXH MANIF AT L.H. SI FRT HOLE (3/16-16-5/16-18 X 25/32)
68	Y (427) W/A.C.	3928906	2	1.15	STUD, EXH. MANIF, FRT R.H.
69-70	Y (427) W/H.D., A.T., AL. CYL. AND CASE	3928905	AR	3.35	STUD, 3 AND 4 HOLES L.H. SI
69-75	Y (427, 454) W/H/PER., 4BC, A.C.	3928906	2	1.15	STUD, EXH. MANIF, 1 AND 3, R.H., HOLE
70	Y (454) W/4BC (EXC. H.D.)	3928905	AR	3.35	STUD, R.H. INT MANIF, NO. 3 HOLE (3/8-16-5/16-18 X 2 1/4)
70-74	Y (454) W/P.S.	3928905	1	3.35	STUD, EXH. MANIF AT L.H. SI FRT HOLE (3/16-16-5/16-18 X 25/32)
70-76	Y W/A.C.	3932448	AR	1.20	STUD (3/8-16 X 4 3/32)
73-74	Y	344996	AR	.54	STUD, INT MANIF TO EXH MANIF (3/8-16 X 3 5/16)
73-75	Y	483543	AR	.32	STUD, EXH MANIF ENDS TO HD, INT MANIF (3/8-16 X 2 3/16)
75-82	Y	3975998	RH	.77	STUD, HEX(3/8-16 X .62 3/8-16 X 1.24 280M ZP)

FUEL-EXHAUST-CARBURETION

3.275 BOLT-STUD, Intake & Exhaust Manifold (Con't)

76-79	Y (350)	3937247	LH	3.30	STUD, EXH MANIF, NO. 4 HOLE
77-82	Y	3932448	RH	1.20	STUD, EXH MANIF, NO. 1 HOLE

3.278 CAP-CONNECTOR-FITTING-SEAT-STUD-TEE, Intake Manifold Vacuum

NOTE 1: CAP UNUSED OUTLETS AS REQUIRED USING CAP 343350

74-82	Y	343350	AR	.53	CAP, VAC PIPE (.218 DIA) (3.734)
75-82	Y	489106	AR	.30	CAP, VAC FITT (.156 ID .320 OD RUBBER)
65-82	Y	14004876	AR	.53	CONNECTOR, VAC-STRAIGHT 1/4" NYLON
75-82	Y	550514	AR	.71	CONNECTOR, VAC HOSE (5 WAY)
77-82	Y	556992	AR	.32	CONNECTOR, 90 DEG ELBOW 3/16 HOSE PLASTI
78-81	Y	465994	1	.37	CONNECTOR, EVAP EMIS HOSE (SPL "Y")
78-82	Y	560625	AR	.37	CONNECTOR, STRAIGHT, NYLON (3/16 HOSE)
78-82	Y W/CRUISE CONT	556630	1	.66	CONNECTOR (NYLON 5/16 O.D.)(4 WAY)
80-82	Y	22508812	AR	1.85	CONNECTOR, VAC HOSE
64-69	Y	336015	1	1.65	FITTING, VAC (3/8-18 DRYSEAL) (2) 9/32 OUTLET
70-82	Y	473381	AR	4.65	FITTING, INLET MANIF VAC (5/8-18 TO 3/8-18)(STL CAD)
73-78	Y (350) W/M.T.	336013	1	2.05	FITTING, VAC (3/8-18 DRYSEAL) (1) 9/32 OTLT
73	Y W/A.T.	336015	1	1.65	FITTING, VAC (3/8-18 DRYSEAL) (2) 9/32 OUTLETS
74-82	Y	1369465	1	.87	FITTING, VAC(1/8-27 NPT 1/4 HOSE 1.25 LG STEEL)
74-75	Y (350) W/A.T.	336015	1	1.65	FITTING, VAC (3/8-18 DRYSEAL) (2) 9/32 OUTLETS
74	Y (454)	336015	1	1.65	FITTING, VAC (3/8-18 DRYSEAL) (2) 9/32 OUTLETS
76-82	Y	355786	1	10.30	FITTING, VAC (3/8-18 DRYSEAL) (2) 3/16 & (2) 1/4 DIA. OUTLETS (NOTE 1)
82	Y W/CRUISE CONT (K35)	14032388	1	1.05	FITTING, INT MANIF VAC
75-76	Y W/P.S.	7826302	1	1.60	SEAT, HYD VLV HSG
58-59	Y W/P.G.	3749170	1	1.00	STUD, HOLLOW (5/16-18-24 X 2 5/32 HOSE TAKE-OFF)(3.288)
62	Y (EXC. F.I.)	3749170	1	1.00	STUD, HOLLOW (5/16-18-24 X 2 5/32 HOSE TAKE-OFF)(3.288)
64-68	Y	3891528	1	3.35	TEE, VAC. (3/8-18 DRYSEAL) (1) 3/8 AND (3) AND 1/4 HOSE OUTLETS
65-68	Y	3891526	1	1.70	TEE, VAC. (3/8-18 DRYSEAL) (1) 3/8 AND (2) 1/4 HOSE OUTLETS
68-80	Y	6272766	AR	.31	TEE, CONN (NYLON) 3/16 DIA. HOSE
68-69	Y (427) W/H.D.	6272766	1	.31	TEE, CARB VAC SIG CONN
74-79	Y	3752621	AR	.49	TEE, CONN (NYLON) 1/4 DIA. HOSE
77-78	Y	376204	1	.96	TEE, CONN (NYLON) HOSE 5/16 DIA. 4 OUTLETS
78-82	Y	10003617	1	.31	TEE, VAC HOSE (13/16 X 3/16 X 3/16)

3.288 STUD -WASHER, Carburetor to Manifold

NOTE: ALSO SEE GROUP 3.275.

53-72	Y	3731702	AR	.67	STUD (LH SI FRT HOLE, ADAP, RH SI FRT, SPEED CRUISE CONT REG. MT BRKT.)
58-61	Y W/P.G.	3749170	1	1.00	STUD (5/16-18-24 X 2 5/32) (DRILLED FOR VACUUM TAKE-OFF)
62	Y (EXC. F.I.)	3749170	1	1.00	STUD (5/16-18-24 X 2 5/32) (DRILLED FOR VACUUM TAKE-OFF)
56	Y	3719427	2	.31	WASHER, FRT. MTG. STUD (11/32 I.D. X 11/32 O.D.)

3.308 GASKET, Fuel Injection

57-65	Y	7014104	1	.71	GASKET, PUMP
-------	---	---------	---	-----	--------------

3.314 SCREW-SOLENOID, Fuel or Air Meter

NOTE 1: USED WITH SAND CAST F.I. ASM.

57-59	Y	7038913	AR	.38	SCREW, AIR METER SWT BRKT, FUEL METER PASSAGE CVR, SOLENOID BRKTS (10-32 X 3/8) (3.403) (NOTE 1)
-------	---	---------	----	-----	--

FUEL-EXHAUST-CARBURETION

3.314 SCREW-SOLENOID, Fuel or Air Meter (Con't)

64-65	Y	7038913	AR	.38	SCREW, AIR METER SWT BRKT, FUEL METER PASSAGE CVR, SOLENOID BRKTS (10-32 X 3/8) (W/7014520-4800-4900-4960-7300-7380) (3.403) (NOTE 1)
64-65	Y	7017361	1	57.75	SOLENOID, W/7017380

3.318 GASKET, Fuel Meter Control

57-65	Y	7017084	1	.50	GASKET, DIAPH CVR
-------	---	---------	---	-----	-------------------

3.322 COVER-SCREW-SEAL-SLEEVE KIT, Fuel Meter

NOTE 1: INCLUDES SPILL SLEEVE ASM., SPILL PLUNGER SPRING AND O RING.

NOTE 2: USED WITH DIE CAST F.I. ASM.

63-65	Y	7017279	1	7.75	COVER, FUEL VLV (W/7017375-80)
57-59	Y	7038913	1	.38	SCREW, PASSAGE CVR(3.403)
57-65	Y	7014546	1	.70	SEAL, FUEL VLV CVR O RING
58-65	Y	7017218	1	109.00	SLEEVE KIT (W/7014900-7200-7250-7300-7310-7320-7355-7360-7375-80) (NOTE 1,,2)

3.330 ELBOW-NUT-PIPE-SEAL-TUBE, Fuel Injection

58-65	Y	7014946	1	2.35	ELBOW, IDLE AIR GALLERY (RUBBER)
57-65	Y	7014108	AR	.47	NUT, NOZZLE PIPE (1/4"-28) (5/16" EXT.)
78-82	Y	22505378	AR	.97	NUT, DISCHARGE PUMP END (M12 X 1.5 6H THD)
63-65	Y	3834125	1	13.85	PIPE, FUEL FILTER TO FUEL METER (W/7017375-7380)
63-65	Y	7017240	1	6.70	PIPE, F.M. TO A.M. IDLE VAC CONT (W/7017375-7380)
63-65	Y	7017291	1	1.40	SEAL, F.M. TO A.M. IDLE VAC CONT PIPE
63-65	Y	7017236	1	6.80	TUBE, CONT DIAPH VENT (W/7017375-80)

3.332 GASKET-HOLDER-NOZZLE, Fuel Injector Metering

57-65	Y	7014784	4	.36	GASKET, NOZZLE HOLDER (W/7014520-4800-4900-4960-7200-7250-7300-7310-7320-7355-7360-7375-7380)
57-65	Y	7014787	8	.36	GASKET, METERING NOZZLE (W/7014520-4800-4900-4960-7200-7250-7310-7320-7355-7360-7375-7380)
63-65	Y	7017244	4	8.45	HOLDER, NOZZLE (W/7017375-7380)
63-65	Y	7017323	AR	39.00	NOZZLE, CODE W17 AND W18
63-65	Y	7017325	AR	39.00	NOZZLE, CODED Y19 AND Y20

3.335 CONE-GASKET, Fuel Injector Throttle

63-65	Y	7029541	1	18.40	CONE, METER OUTLET
63-65	Y	7017263	1	.67	GASKET, OUTLET (W/7017375-80)
64-65	Y	3846118	1	41.50	GASKET, A/CL TO A.M. HOSE

3.340 CABLE-PIN-SHAFT-WASHER, Fuel Injection Distributor

NOTE 1: THE 2ND DESIGN PART IS NO LONGER AVAILABLE.

57-63	Y (1ST DESIGN)	1585719	1	6.86	CABLE, F.M. DRIVE (W/O CASING) (6 21/64)
63-65	Y (3RD DESIGN)	6409698	1	11.83	CABLE, F.M. DRIVE (W/O CASING) (NOTE 1)
57-65	Y	1862218	1		PIN, DRIVE SHAFT DRIVEN GEAR (W/1110914-15-90-1022-63-64-70)
57-65	Y	6409648	1	40.16	SHAFT, F.M. PUMP FLEXIBLE W/CASING
57-64	Y	3947896	1	.40	WASHER, DRIVE SHAFT DRIVEN GEAR (W/1110914-15-90-1022-63-64-70)

3.402 CLEANER, Carburetor

NOTE: WHEN USING CERTAIN CLEANERS ON NON-CLOSED VENT SYSTEMS, IT WILL BE NECESSARY TO PINCH SHUT CLOSED SYSTEM TUBE.

66-67	Y (427) W/H/PER. (EXC. A.I.R., 3/2BC)	6423907	1	88.50	CLEANER, W/SIL (CHROME)
66	Y W/A.I.R. (EXC. H/PER., 427)	6422287	1	73.25	CLEANER, W/SIL (CHROME)
67	Y W/3/2BC (EXC. A.I.R.)	6423757	1	177.00	CLEANER, W/SIL
68-69	Y (EXC. 3/2BC, H.D. 427, SP. H/PER. 350)	6423272	1	93.50	CLEANER, W/SIL
68-69	Y W/3/2BC	6423757	1	177.00	CLEANER, W/SIL
69-72	Y (350) W/SP. H/PER.	6423907	1	88.50	CLEANER, W/SIL (CHROME)
70-72	Y (350,454) (EXC. SP. H/PER.)	6485887	1	93.50	CLEANER, W/SIL
71	Y (454) W/SP. H/PER.	6485239	1	92.50	CLEANER, W/SIL
73-74	Y	6487577	1	93.50	CLEANER, W/SIL

FUEL-EXHAUST-CARBURETION

3.402 CLEANER, Carburetor (Con't)

75	Y	8994027	1	96.75	CLEANER, W/SIL
75	Y W/K50	8995171	1	96.75	CLEANER, W/SIL
76	Y	8995165	1	139.00	CLEANER, W/SIL
77-78	Y (EXC. SP. H/PER.)	8995527	1	120.00	CLEANER, W/SIL
78	Y W/SP. H/PER.	8996220	1	138.00	CLEANER, W/SIL
79	Y	8996220	1	138.00	CLEANER, W/SIL
80	Y (305H)	8997422	1	172.00	CLEANER, W/SIL
80	Y (350) W/A.T. (MV4)	8997660	1	209.00	CLEANER
81	Y	25040289	1	271.00	CLEANER
82	Y	25040866	1	362.00	CLEANER,

3.403 GASKET-NUT-SEAL-STUD , Carburetor Air Cleaner and Silencer

NOTE 1: THIS IS A UNIVERSAL STUD THAT MUST BE CUT TO REQUIRED LENGTH WHEN SERVICING CERTAIN MODELS. IF THE STUD IS NOT CUT DOWN, DAMAGE TO THE HOOD PANEL OR CARBURETOR CAN RESULT WHEN THE HOOD IS CLOSED.

NOTE 2: IT MAY BE NECESSARY TO USE (2) 1/4"-20 NUTS AS SHOULDER ON SOME 1969-1977 MODELS.

57	Y W/F.I.	3741810	1	.84	GASKET, TO CARB (4 7/8 I.D. X 5 3/8 O.D.)
63-65	Y W/F.I.	3741810	1	.84	GASKET, TO CARB (4 7/8 I.D. X 5 3/8 O.D.)
64-65	Y W/SP./H/PER.	25511809	1	.54	GASKET, A/CL AND SIL
66	Y (8 CYL.)	25511809	1	.54	GASKET, A/CL AND SIL
67-69	Y (427) W/3/2BC	3899698	3	.68	GASKET, TO CARB
67-69	Y W/H.D. (427)	25511809	1	.54	GASKET, A/CL AND SIL
67-68	Y W/4BC (EXC. A.I.R.)	25511809	1	.54	GASKET, A/CL AND SIL
70-71	Y (350, 454) (EXC. H.D.)	25511809	1	.54	GASKET, A/CL AND SIL
72-81	Y	25511809	1	.54	GASKET, A/CL AND SIL
75-79	Y	559573	AR	.55	NUT, WING (5/16-18)
76-79	Y	1385852	AR	.28	NUT, WING (1/4-20)
82	Y	14047051	2	3.40	NUT, A/CLNR
82	Y	14037770	2	.86	SEAL, A/CL
64-82	Y	3785256	1	1.15	STUD (1/4-20 X 2) (NOTE 1,,,2)
82	Y	14037769	2	.70	STUD, A/CL

3.406 BASE-FLANGE-SEAL, Air Cleaner to Carburetor Mounting

65-67	Y (396, 427)	6422188	1	27.50	BASE
68	Y	6422188	1	27.50	BASE
69-72	Y (350) W/SP. H/PER.	6422188	1	27.50	BASE
73-74	Y (350)	330525	1	13.90	FLANGE, A/CL SEAL
73-74	Y (454)	330527	1	13.90	FLANGE, A/CL SEAL
75	Y	354366	1	13.90	FLANGE, A/CL SEAL
67-69	Y (427) W/H.D.	3934165	1	2.60	SEAL, A/CL TO HOOD

3.410 BREATHER-COVER -DIFFUSER-ELEMENT -RETAINER-SCREEN, Carburetor Air Cleaner

NOTE 1: MAY BE USED ON 1958-59 CORVETTE W/DUAL 4BC MODELS IF AIR CLEANER 5645690 IS ALSO USED.

73-81	Y	6484966	1	N.L.	BREATHER, INSIDE OF A/CL (FB-59)
82	Y	25041679	1	4.17	BREATHER, A/CL AND SIL(FB-84)
66-68	Y (327,427)	6421832	1	41.50	COVER (W/6421963-2286-7-3240-69-3520-3689-3907-8-9)
70-72	Y (350) W/SP. H/PER.	6421832	1	41.50	COVER (CHROME) (W/6423907)
70-72	Y (350,454) (EXC. SP. H/PER.)	6483843	1	50.00	COVER (W/6485887)
67-69	Y W/H.D. (427)	6423906	1	49.58	DIFFUSER, AIR
60-61	Y (EXC. F.I.)	6484295	1	10.92	ELEMENT (A98C) (NOTE 1)
62	Y	6484295	1	10.92	ELEMENT (A98C) (W/5645689-90-8423) (NOTE 1)
63-66	Y (EXC. F.I.)	6484339	1	10.32	ELEMENT (A165C) (W/5649411-6418317-8842-9505-9506-9921)
63-65	Y W/F.I.	6418400	1	20.47	ELEMENT (A163C) (W/6418094)
65-67	Y (327, 396)	6421746	1	N.L.	ELEMENT (A212CW)
67-68	Y (427)	6423688	1	23.92	ELEMENT (A273C) (W/6423757-58)
68	Y (327)	6421746	1	N.L.	ELEMENT (A212CW) (W/6421213-14-16-63)
69	Y (EXC. 3/2BC, H.D. 427)	6421746	1	N.L.	ELEMENT (A212CW)
69	Y W/3/2BC	6423688	1	23.92	ELEMENT (W/6423757)

3.410 BREATHER-COVER -DIFFUSER-ELEMENT -RETAINER-SCREEN, Carburetor Air Cleaner (Con't)

70-72	Y (350, 454) W/SP. H/PER. . . .	6421746	1	N.L.	ELEMENT (A212CW) (W/6423272-3907-6485239)
70-72	Y (350, 454) (EXC. SP. H/PER.)	6483645	1	N.L.	ELEMENT (A329C) (W/6485887)
73-74	Y	6483645	1	N.L.	ELEMENT (A329C) (W/6485887)
75-81	Y	6484235	1	N.L.	ELEMENT (A348C) (W/8994027)
82	Y	25041646	1	14.67	ELEMENT (PAPER)(A824C)
67-69	Y (427) W/H.D.	3902394	1	24.70	RETAINER, CARB AIR INT SCREEN
73-76	Y	331847	1	5.15	SCREEN, CARB AIR CONT VLV

3.415 BRACKET-DOOR-FRAME-MOTOR-RELAY-RETAINER-ROD-SENSOR-SOLENOID-VALVE, Carburetor Air Cleaner

82	Y	14043248	1	.26	BRACKET, A/CL AIR INT SCOOP DR
82	Y	14033715	1	1.85	DOOR, AIR INT DUCT FRT
73-76	Y	3975984	1	10.35	FRAME, VLV
76	Y	6487372	1	21.20	MOTOR, A/CL VAC DIAPH
77-81	Y	6488213	1	21.20	MOTOR, A/CL VAC DIAPH
82	Y	25041109	1	20.00	MOTOR, A/CL VAC DIAPH
82	Y	14039681	1	8.60	RELAY, A/CL DR SOL(3.140)
73-76	Y	3955227	1	.74	RETAINER
82	Y	14043249	1	.27	ROD, AIR INT HOOD
82	Y	14045999	1	.27	ROD, AIR INT SCOOP LWR DUCT
75-79	Y	6484244	1	10.65	SENSOR
80-81	Y (305H, 350)	8997493	1	15.90	SENSOR
82	Y	8997787	1	15.90	SENSOR, A/CL
73-76	Y	1114427	1	29.25	SOLENOID, CARB AIR CONT
82	Y	14043247	1	30.00	SOLENOID, A/CL AIR INT SCOOP DR
73-76	Y	3955226	1	9.05	VALVE, AIR CONT

3.417 BRACKET-COVER-DUCT-ELBOW-GASKET-HOSE-PIPE-PLATE-SEAL-STOVE-STUD, Air Cleaner Air Intake

82	Y	14033722	1	1.45	BRACKET, AIR INT DUCT FRT
76-80	Y	367135	1	6.45	COVER, CARB AIR HT STOVE
67	Y (427) W/H.D.	3908129	1	49.50	DUCT, HOOD AIR INT
76-81	Y	368684	1	7.65	DUCT, AIR INT INR FLEX
76-77	Y	379974	1	16.30	DUCT, AIR INT
78-79	Y (EXC. SP. H/PER.)	368684	1	7.65	DUCT, AIR INT INR FLEX (TO RAD)
78-79	Y (EXC. SP. H/PER.)	379974	1	16.30	DUCT, AIR INT
78	Y W/SP. H/PER.	472712	1	7.00	DUCT, AIR INT INR FLEX
78	Y W/SP. H/PER.	472713	1	15.40	DUCT, AIR INT OTR
78	Y W/SP. H/PER.	14016116	1	11.15	DUCT, AIR INT CTR
79-81	Y	472712	1	7.00	DUCT, AIR INT INR FLEX (TO FDR)
79-81	Y	472713	1	15.40	DUCT, AIR INT OTR
79-81	Y	14016116	1	11.15	DUCT, AIR INT CTR
82	Y	14038268	1	11.15	DUCT, AIR INT FRT
82	Y	14045992	2	3.50	DUCT, AIR INT CTR
76-82	Y	372586	1	6.30	ELBOW, AIR HT STOVE
73-75	Y	331833	1	2.65	GASKET, CARB AIR CONT VLV CARR
63-65	Y W/F.I.	3853879	1	8.80	HOSE, A/CL TO AIR METER
76-82	Y	1260631	1	3.45	PIPE, HTD AIR(APPROX 1 1/2 DIA)
76-79	Y	3946832	1	2.75	PLATE, CARB AIR HT STOVE BASE
80	Y(350)	3946832	1	2.75	PLATE, CARB AIR HT STOVE BASE
73-75	Y	331848	1	15.90	SEAL, CARB AIR CONT VLV
73-75	Y	3955231	1	17.35	SEAL, A/CL TO HOOD
77-81	Y	14016160	1	3.70	SEAL, AIR DUCT
80-81	Y	14016159	2	6.90	SEAL, AIR INT CTR DUCT
82	Y	14045940	1	13.00	SEAL, AIR INT DUCT FRT
81	Y	14020687	1	7.50	STOVE, CARB AIR HTR INR
81	Y	14020688	1	16.70	STOVE, CARB AIR HTR OTR
82	Y	14045843	1	7.50	STOVE, ENG AIR HT OTR
82	Y	14045844	1	7.50	STOVE, ENG AIR HT INR
68-81	Y	3959544	4	.27	STUD, INT MANIF OIL SPH GUARD
82	Y(5.7)	3959544	4	.27	STUD, INT MANIF OIL SPH GUARD

3.425 BUSHING-CLAMP-CLIP-RETAINER-SLEEVE-STUD-SWIVEL, Carburetor Throttle Control

53-82	Y	3794377	1	.35	BUSHING, ACCEL. ROD (5/16 I.D. X 1/2 O.D.)
53-82	Y (6 CYL.)	3794377	1	.35	BUSHING, ACCEL ROD (5/8 I.D. X 1/2 O.D.)
55-57	Y (8 CYL.)	3710620	2	.35	BUSHING, ACCEL PEDAL ROD (NYLON)
68-72	Y	3921617	1	.50	CLAMP, ACCEL CONT CABLE
53-55	Y (6 CYL.)	3700188	AR	.55	CLIP, CARB TO ACCEL ROD ATTACH
55-62	Y	3700188	AR	.55	CLIP, ACCEL TO CONT ROD SWIVEL
58	Y W/P.G.	3711177	AR	.58	CLIP, CROSS SHAFT ROD SWIVEL

FUEL-EXHAUST-CARBURETION

3.425 BUSHING-CLAMP-CLIP-RETAINER-SLEEVE-STUD-SWIVEL, Carburetor Throttle Control (Con't)

65-69 Y	3700188	AR	.55	CLIP, CARB TO ACCEL LVR ROD, CARB TO CONT LVR, CARB TO ACCEL LVR ROD SWIVEL
65-69 Y	3711177	AR	.58	CLIP, ACCEL CONT ROD SWIVEL
67 Y W/3/2BC	330668	AR	.50	CLIP, CTR TO RR CARB ROD
69-70 Y	6255773	AR	.41	CLIP, ROD END AUTO CHOKE ROD TO CARB
70-73 Y	330668	AR	.50	CLIP, CTR TO RR CARB ROD
71-79 Y W/M.T. (M20, M21)	3989067	1	.30	CLIP, BKG LP SW CONT ROD
80-82 Y	3962782	AR	.40	CLIP, SPECIAL
80-81 Y W/M.T. (M18)	3989067	1	.30	CLIP, BKG LP SW CONT ROD
68-73 Y	403929	1	.28	RETAINER, CABLE TO ACCEL PEDAL LVR, ACCEL CONT CABLE
75-82 Y	1247872	1	.30	RETAINER, ACCEL CONT CABLE
53-82 Y	3866271	AR	.30	SLEEVE, ACCEL. CONT. ROD (1/4 I.D. X 3/8 O.L.) (NYLON)
69 Y (350) (EXC. H/PER.)	3924414	1	.54	STUD, ACCEL LVR BALL
69 Y (427) W/H/PER.	3924414	1	.54	STUD, ACCEL LVR BALL
70-73 Y	3924414	1	.54	STUD, ACCEL LVR BALL
55-59 Y	3711199	AR	.58	SWIVEL, BELL CRANK ROD
55-62 Y W/P.G. (8 CYL.)	3711199	AR	.58	SWIVEL, CARB TO ACCEL ROD
56-66 Y (8 CYL.) (EXC. DUAL 4BC)	3892880	1	.58	SWIVEL, ACCEL CONT ROD
65-69 Y	3711199	AR	.58	SWIVEL, CARB TO ACCEL LVR ROD

3.430 CABLE-ROD, Throttle Control

68-72 Y (EXC. 3/2BC)	336977	1	9.75	CABLE, ACCEL CONT
69 Y (H/PER., SP. H/PER. W/3/2BC)	3973861	1	10.30	CABLE, ACCEL CONT
73 Y	336977	1	9.75	CABLE, ACCEL CONT
74 Y	340635	1	9.75	CABLE, ACCEL CONT
75-81 Y	1248093	1	9.75	CABLE, ACCEL CONT
82 Y	14038657	1	9.75	CABLE, ACCEL CONT
55-65 Y (EXC. 396, F.I.)	3827696	1	2.35	ROD, ACCEL CONT
63-65 Y W/F.I.	3828224	1	2.10	ROD, ACCEL CONT
66-67 Y (327)	3880168	1	1.95	ROD, ACCEL CONT

3.431 ROD, Accelerator Pedal

NOTE 1: NO PIN ABOVE D SLOT.

68-69 Y	3934092	1	4.95	ROD (NOTE 1)
69-76 Y	340692	1	4.50	ROD
77-82 Y	460827	1	4.50	ROD

3.440 RELAY-SOLENOID, Carburetor Idle

NOTE: FOR 1978 AND LATER SOLENOID KITS SEE CARB CHART AT END OF 3.000 GROUP.

71-72 Y W/C.A.C.	3996204	1	5.30	RELAY, ANTI-DIESELING BLOCKING
68-70 Y	1114421	1	14.90	SOLENOID, CARB IDLE CONT
71-72 Y (350,454)	1114444	1	26.65	SOLENOID, CARB IDLE CONT
72 Y	1997409	1	16.40	SOLENOID, CARB IDLE CONT
73-74 Y (350)	1997409	1	16.40	SOLENOID, CARB IDLE CONT
73-74 Y (454)	1997470	1	N.L.	SOLENOID, CARB IDLE STOP
75-76 Y (350)	1997437	1	18.30	SOLENOID, CARB IDLE STOP
77 Y (350) W/A.C.	1997461	1	17.55	SOLENOID, W/BRKT

3.444 BRACKET, Carburetor throttle

71-74 Y W/ROCH. 4BC	7042682	1	2.37	BRACKET, IDLE CONT SOLENOID (ROCHESTER)
---------------------	---------	---	------	---

3.451 ANTI SQUEAK-COVER-PEDAL-PLATE, Accelerator Pedal

55-67 Y	3825201	1	.51	ANTI SQUEAK, ACCEL PED ROD
69-72 Y	3972621	1	.30	COVER, PEDAL SUPT
55-57 Y	3711379	1	6.45	PEDAL, W/BRKT. (RUBBER-1 3/4" X 9")
58-62 Y	3820328	1	2.55	PEDAL (PLASTIC 10 3/4 O.L.)
63-67 Y	715390	1		PEDAL
68-72 Y	3920296	1	2.10	PEDAL
73-82 Y	368079	1	2.00	PEDAL
63-67 Y	3824827	1	1.45	PLATE, PEDAL ROD SUPT MT
68-73 Y	3915747	1	.74	PLATE, PEDAL ROD SUPT MT
68-82 Y	3919767	1	.51	PLATE, PEDAL MT
68-72 Y	3923611	1	1.75	PLATE, PEDAL TR
76-82 Y	354675	1	.51	PLATE, PEDAL ROD SUPT MT

FUEL-EXHAUST-CARBURETION

3.452 PIN-STUD, Accelerator Pedal

NOTE 1: IF REQUIRED USE 120392 WASHER TO OBTAIN PROPER HEIGHT.

63-67	Y	3741578	1	1.20	PIN
68-82	Y	368078	1	.48	PIN
58-62	Y	3748971	1	.72	STUD, BALL (1 1/4-20 X 1 1/2) (NOTE 1)

3.454 BRACKET-LEVER-RETAINER-SUPPORT, Accelerator Pedal Lever

68-69	Y (427) W/H.D.	3972627	1	6.50	BRACKET, CONT CABLE
68-69	Y W/4BC (EXC. H.D. 427, SP. H/PER. 350)	3992386	1	4.25	BRACKET, CONT CABLE
69-72	Y (350, 454) W/SP. H/PER.	3972627	1	6.50	BRACKET, CONT CABLE
70-72	Y (350, 454) (EXC. SP. H/PER.)	3992386	1	4.25	BRACKET, CONT CABLE
73	Y	3992386	1	4.25	BRACKET, CONT CABLE
77-82	Y	460826	1	4.50	BRACKET, PEDAL ROD
63-64	Y W/F.I. (1ST DESIGN)	7017242	1	23.10	LEVER, CONT (W/7017375)
64-65	Y (EXC. H/PER., 396)	3844175	1	2.60	LEVER, CONT ROD
77	Y	3929059	1	.30	RETAINER, PEDAL TO LVR (9.787)
63-67	Y	3825202	1	2.00	SUPPORT, PEDAL ROD
68	Y	3921618	1	1.20	SUPPORT, PEDAL ROD
69-82	Y	3972620	1	1.65	SUPPORT, PEDAL ROD
74	Y	340651	1	2.35	SUPPORT, CONT CABLE
75-80	Y	352279	1	4.60	SUPPORT, CONT CABLE
78-80	Y	468244	1	1.10	SUPPORT, CONT CABLE AND SPLG WIRE RR
81	Y(350)	14024910	LH	2.65	SUPPORT, CONT CABLE
82	Y(5.7)	14038659	LH	4.60	SUPPORT, ACCEL CONT CBL

3.459 SPRING-STUD, Accelerator Return Spring

56-61	Y W/DUAL 4BC	3731414	1	.85	SPRING, REAR (2 35/64 FREE LENGTH-31 1/2 COILS)
62-63	Y W/SP. H/PER.	3821966	1	.73	SPRING (6 1/4 FREE LENGTH) (WHITE)
63-64	Y (EXC. F.I., SP. H/PER.)	3830222	1	1.05	SPRING (4-13/32 FREE LENGTH-30 COILS)
65-66	Y (327)	3830222	1	1.05	SPRING (4 13/32 FREE LENGTH-30 COILS)
67	Y (327) (EXC. P.G.)	3830222	1	1.05	SPRING (64 13/32 FREE LENGTH-30 COILS)
67	Y (327) W/P.G.	3904245	1	.98	SPRING (LIME)
68-69	Y	368077	1	.65	SPRING, PEDAL
68-69	Y (EXC. 3/2BC)	3921680	1	1.25	SPRING (BLACK)
68	Y W/3/2BC (1ST DESIGN)	3937913	1	2.65	SPRING (3 5/32 FREE LENGTH-10 COILS) (YELLOW)
70-72	Y	3972624	1	.61	SPRING (BLACK)
70-71	Y	6261798	1	.53	SPRING, PEDAL TENSION
72-82	Y	368077	1	.65	SPRING, PEDAL
73	Y	6261811	1	.53	SPRING
74-80	Y	340637	1	.46	SPRING, OTR (SILVER)
74-80	Y	340638	1	.46	SPRING, INR (BLUE)
81	Y	14024945	1	.54	SPRING, CONT CBL LVR RTN
70-77	Y	547668	AR	5.85	STUD, THROT CONT CBL BRKT & IDLER LVR MTG (5/16-18 X 2 3/8 O.L. X 1/2)

3.463 STUD, Throttle Control Lever

NOTE: FOR THROTTLE ROD SEE CARB CHART AT END OF 3.000 GROUP

53-67	Y (EXC. 8 CYL.)	547668	1	5.85	STUD, CONT LVR (5/16-18 X 2 3/8-1/2)
-------	-----------------	--------	---	------	--------------------------------------

3.469 SEAL, Accelerator Cable

53-55	Y	3695652	1	.32	SEAL (FELT-7/16 I.D. X 1 3/4 O.D. X 3/8 THICK)
-------	---	---------	---	-----	--

3.601 MANIFOLD, Engine Exhaust Manifold

NOTE: SEE GROUP 3.265 FOR INTAKE MANIFOLD.

57	Y (F.I. W/H.L. CAM)	3817806	RH	68.25	MANIFOLD (CAST 3750556)
57-61	Y (283)	3749965	LH	68.25	MANIFOLD (CAST 3749965)
57	Y (283)	3817806	RH	68.25	MANIFOLD (CAST 3750556)
57	Y W/F.I. (EXC. H.L. CAM)	372243	2	64.75	MANIFOLD
58-61	Y	3817806	RH	68.25	MANIFOLD (CAST 3750556)
62-63	Y (EXC. F.I., H/PER., SP. H/PER.)	3817806	RH	68.25	MANIFOLD (CAST 3750556)
62-63	Y (283, 327) (EXC. H/PER., SP. H/PER., F.I.)	3749965	LH	68.25	MANIFOLD (CAST 3749965)
62-65	Y (327) W/H/PER. (EXC. P.G.)	3814970	RH	71.75	MANIFOLD
62-65	Y W/F.I.	3814970	RH	71.75	MANIFOLD (CAST 3797902)
62-63	Y W/H/PER., SP. H/PER., F.I.	3797901	LH	71.75	MANIFOLD (CAST 3797901)

FUEL-EXHAUST-CARBURETION

3.601 MANIFOLD , Engine Exhaust Manifold (Con't)

64-65	Y (P.G. W/H/PER.)	3846559	LH	68.25	MANIFOLD
64	Y (283, 327) (EXC. H/PER., SP. H/PER., F.I.)	3846559	LH	68.25	MANIFOLD
64-65	Y (327) (P.G. W/H/PER.)	3817806	RH	68.25	MANIFOLD (CAST 3750556)
64-65	Y W/H/PER., SP. H/PER. (EXC. P.G.)	3846563	LH	69.50	MANIFOLD
65-66	Y (283, 327) (EXC. A.I.R., H/PER., SP. H/PER., F.I.)	3846559	LH	68.25	MANIFOLD
65	Y (396) W/SP. H/PER.	3880833	LH	84.25	MANIFOLD
66-68	Y (327)	372243	2	64.75	MANIFOLD
66-67	Y (327) W/A.I.R.	3872765	LH	68.25	MANIFOLD
66-69	Y (427)	3880833	LH	84.25	MANIFOLD
66-69	Y (427)	3880834	RH	90.25	MANIFOLD
67	Y (327) (EXC. A.I.R.)	3846559	LH	68.25	MANIFOLD
68-69	Y (327, 350)	3872765	LH	68.25	MANIFOLD
69-80	Y (350)	372243	2	64.75	MANIFOLD
70-71	Y (350) (EXC. SP. H/PER.)	3846559	LH	68.25	MANIFOLD
70-71	Y (350) W/SP. H/PER.	3872765	LH	68.25	MANIFOLD
70-74	Y (454)	3880834	RH	90.25	MANIFOLD
70-71	Y (454) (EXC. A.I.R., SP. H/PER.)	3969923	LH	90.25	MANIFOLD
71	Y (454) W/SP. H/PER.	3969923	LH	90.25	MANIFOLD
72-73	Y (454) W/A.I.R.	3969923	LH	90.25	MANIFOLD
74	Y (454)	3969923	LH	90.25	MANIFOLD
80	Y (305)	14014437	LH	166.00	MANIFOLD
80	Y (305)	14014438	RH	166.00	MANIFOLD
81	Y (350)	14022625	LH	160.00	MANIFOLD
81	Y (350)	14022626	RH	160.00	MANIFOLD
82	Y (5.7)	14037671	LH	160.00	MANIFOLD
82	Y (5.7)	14037672	RH	160.00	MANIFOLD

3.602 BOLT-BRACKET-COVER-GASKET-MOLDING-SHIELD-STRAP, Exhaust Manifold Heater

69	Y W/SIDE MT. EXH.	3948079	AR	1.60	BOLT, HT SHIELD, RR MT
65-67	Y W/SIDE MT. EXH.	3872263	LH	.94	BRACKET, BODY SILL EXH PIPE HT SHIELD
65-67	Y W/SIDE MT. EXH.	3872264	RH	1.00	BRACKET, BODY SILL EXH PIPE HT SHIELD
65-67	Y W/SIDE MT. EXH.	3876556	2	4.15	BRACKET, BODY SILL EXH PIPE HT SHIELD, RR
69	Y W/SIDE MT. EXH.	3966775	LH	2.85	BRACKET, RR
69	Y W/SIDE MT. EXH.	3966776	RH	2.85	BRACKET, RR
65-67	Y W/SIDE MT. EXH.	3872283	LH	236.00	COVER, BODY SILL EXH PIPE HT SHIELD
65-67	Y W/SIDE MT. EXH.	3872284	RH	236.00	COVER, BODY SILL EXH PIPE HT SHIELD
80	Y (305)	14004090	4	22.35	GASKET, EXH MANIF
80	Y (305)	14004091	2	34.25	GASKET, EXH MANIF CTR
81	Y (350)	14004090	4	22.35	GASKET, EXH MANIF
81	Y (350)	14004091	2	34.25	GASKET, EXH MANIF CTR
82	Y (5.7)	14004090	4	22.35	GASKET, EXH MANIF
82	Y (5.7)	14004091	2	34.25	GASKET, EXH MANIF CTR
69	Y W/SIDE MT. EXH.	3948020	2	65.00	MOLDING, SHIELD, CTR, OTR, FINNED ALUM
69	Y W/SIDE MT. EXH.	3948021	LH	30.25	MOLDING, SHIELD, FRT, OTR, ALUM
69	Y W/SIDE MT. EXH.	3948022	RH	30.25	MOLDING, SHIELD, FRT, OTR, ALUM
69	Y W/SIDE MT. EXH.	3948023	LH	24.00	MOLDING, SHIELD, RR, OTR, ALUM
69	Y W/SIDE MT. EXH.	3948024	RH	24.00	MOLDING, SHIELD, RR, OTR, ALUM
69-75	Y	3958885	2	1.65	SHIELD, BODY SILL HT
69	Y W/SIDE MT. EXH.	3972591	LH	240.00	SHIELD
69	Y W/SIDE MT. EXH.	3972592	RH	240.00	SHIELD
75	Y	356979	1	21.30	SHIELD, RR EXH C/OVR PIPE HT
75-76	Y W/A.T. (M40)	356953	1	33.50	SHIELD, EXH PIPE HT
75	Y W/M.T.	356951	1	32.75	SHIELD, EXH PIPE HT
76-77	Y (EXC. SP. H/PER.)	371776	1	6.95	SHIELD, RR EXH C/OVR PIPE HT FRT
77-79	Y	356953	1	33.50	SHIELD, EXH PIPE HT
78-79	Y	473040	1	6.95	SHIELD, RR EXH C/OVR PIPE HT FRT
78-79	Y	473041	1	8.55	SHIELD, RR EXH C/OVR PIPE HT RR
80	Y	475340	1	6.15	SHIELD, RR EXH C/OVR PIPE HT RR
80-81	Y	475342	1	1.80	SHIELD, EXH PIPE HT
80	Y (305)	14023194	1	6.70	SHIELD, EXH MANIF HT
80	Y (350)	14023193	1	1.90	SHIELD, EXH MANIF HT
81	Y	14023194	1	6.70	SHIELD, EXH MANIF HT
81-82	Y	14030148	1	6.95	SHIELD, RR EXH C/OVR PIPE HT FRT
81	Y (EXC H.D.SUSP FE7)	14030149	1	2.65	SHIELD, RR EXH C/OVR PIPE HT RR
82	Y	14045850	RH	6.70	SHIELD, EXH MANIF HT
82	Y	14048925	1	2.65	SHIELD, EXH CPOVR FRT PIPE LWR

FUEL-EXHAUST-CARBURETION

3.602 BOLT-BRACKET-COVER-GASKET-MOLDING-SHIELD-STRAP, Exhaust Manifold Heater (Con't)

82	Y	14048926	1	2.65	SHIELD, EXH CPOVR FRT PIPE UPR
69-74	Y (EXC. SIDE MT. EXH.)	3828291	2	.50	STRAP, EXH PIPE HT SHIELD
80	Y (305)	14023182	2	3.30	STRAP, EXH MANIF HT SHLD
80	Y (350)	14023181	2	.50	STRAP, EXH MANIF HT SHLD
81-82	Y	14023182	2	3.30	STRAP, EXH MANIF HT SHLD

3.603 GASKET-PIPE-TUBE, Choke Heater or Air

77-79	Y	343663	1	.61	GASKET, TUBE
75-80	Y	14006748	1	.84	PIPE, AIR
76-80	Y	355918	1	1.35	PIPE, HT
57	Y (8 CYL.)	3747292	1	3.05	TUBE
58-61	Y (8 CYL.) (EXC. F.I.)	3814026	1	3.05	TUBE
62-63	Y (EXC. SP. H/PER., F.I.)	3814026	1	3.05	TUBE
64-66	Y	3814026	1	3.05	TUBE
75-79	Y (350)	343769	1	6.15	TUBE

3.604 BOLT-LOCK, Exhaust Manifold End Bolt

79-82	Y	1261333	AR	.53	BOLT, EXH MANIF(3/8-16 X 1.87 275M)
79-82	Y	1261334	AR	.62	BOLT, RH EXH MANIF(3/8-16 X 3.01 275M)
56-82	Y	3880844	4	.30	LOCK,
80	Y (305)	462654	RH	.37	LOCK

3.609 EXTENSION-SPACER, Exhaust

NOTE: REFER TO CHART CONTAINING EXHAUST AND CROSSOVER PIPES AT THE END OF 3.000 GROUP.

55-62	Y (8 CYL.)	3815513	LH	14.65	EXTENSION, EXH PIPE (LOW NOISE)
55-62	Y (8 CYL.)	3815514	RH	14.65	EXTENSION, EXH PIPE (LOW NOISE)
65-72	Y	3890689	AR	2.90	EXTENSION (1 13/32 O.L. X 2 1/2 O.D.) (STEEL)
66-68	Y	3748781	AR	.73	EXTENSION (1 13/32 O.L. X 2 1/2 O.D.) (STEEL)
70-81	Y	3748781	AR	.73	EXTENSION (1 13/32 O.L. X 2 1/2 O.D.) (STEEL)
74	Y (454)	3890689	AR	2.90	EXTENSION (1 13/32 O.L. X 2 1/2 O.D.) (STEEL)
76-77	Y (350) (EXC. CALIF.)	5233430	1	16.50	SPACER, EXH MANIF ADAP

3.610 FLANGE, Exhaust Pipe

57-61	Y (8 CYL.) (EXC. H/PER.)	3734402	1	1.05	FLANGE, FRT EXH PIPE
62-63	Y (EXC. F.I.)	3734402	1	1.05	FLANGE, FRT EXH PIPE
64-71	Y	3915125	1	4.35	FLANGE (2 1/2 W/3 HOLES)
64-65	Y (EXC. H/PER., SP. H/PER., F.I.)	3734402	1	1.05	FLANGE, FRT EXH PIPE
66-67	Y (327) W/P.G. (EXC. SIDE MT. EXH.)	3734402	AR	1.05	FLANGE, FRT EXH PIPE
69	Y (350) (EXC. SIDE MT. EXH.)	3734402	1	1.05	FLANGE, FRT EXH PIPE
70-75	Y (350)	3734402	AR	1.05	FLANGE, FRT EXH PIPE

3.611 GASKET -PACKING-RING, Exhaust Pipe

56-60	Y (EXC. F.I.)	3946828	AR	.62	GASKET (TRIANGLE TYPE OUTLETS)
61	Y W/F.I.	3946828	AR	.62	GASKET, PIPE TO MANIF SPCR
62-65	Y (EXC. H/PER., SP. H/PER., F.I.)	3946828	AR	.62	GASKET, PIPE TO MANIF SPCR
62-66	Y (327, 396, 427) W/H/PER., SP. H/PER.	3981068	AR	.62	GASKET, PIPE TO MANIF SPCR
62-65	Y W/F.I.	3981068	AR	.62	GASKET, PIPE TO MANIF SPCR
63	Y (327) W/H/PER., SP. H/PER.	3981068	AR	.62	GASKET, PIPE TO MANIF SPCR
66-72	Y (327, 350)	3946828	AR	.62	GASKET, PIPE TO MANIF SPCR
67-69	Y (427)	3981068	AR	.62	GASKET, PIPE TO MANIF SPCR
70-74	Y (454) (EXC. H.D.)	3981068	AR	.62	GASKET, EXH MANIF VLV MANIF
74	Y (350)	3946828	AR	.62	GASKET, PIPE TO MANIF SPCR
53-71	Y	6271611	2	1.15	PACKING, FRT
62-71	Y	6271612	2	1.15	PACKING, FRT
72-74	Y (350)	6271611	2	1.15	PACKING, FRT
72-74	Y (454)	6271612	2	1.15	PACKING, FRT
75-81	Y	3731062	1	1.20	RING, PIPE TO MANIF SEALING (2 1/64-2 35/64 X 1/2W)

3.613 BOLT-NUT-STUD, Exhaust Pipe

72-82	Y	411405	AR	.61	BOLT, EXH(3/8-16X1 3/4 SHL HT HEX)
53-82	Y	838780	AR	.33	NUT, EXHAUST PIPE AND MUFFLER (3/8-16 X 3/8 THICK) (BRASS)

FUEL-EXHAUST-CARBURETION

3.613 BOLT-NUT-STUD, Exhaust Pipe (Con't)

53-78	Y	344996	AR	.54	STUD, EXH PIPE AND MUFFLER, EXH C/OVR PIPE TO EXH MANIF (3/8-16 X 3 1/16)
53-81	Y	483543	AR	.32	STUD, EXH PIPE AND MUFFLER, EXH C/OVR PIPE TO EXH MANIF (3/8-16 X 2.56 STEEL)
75-81	Y	344996	AR	.54	STUD, EXH PIPE R.H. (3/8-16 X 3 1/16)
78-79	Y	466389	AR	.55	STUD, EXH PIPE (M8 X 1 1/4)

3.616 CLAMP-HANGER-NUT-RETAINER, Exhaust Pipe

76-77	Y	357784	2	2.45	CLAMP, C/OVR RR PIPE HANGER
78	Y (EXC. SP. H/PER.)	357784	2	2.45	CLAMP, C/OVR RR PIPE HANGER
82	Y	14044542	1	2.45	CLAMP, EXH C/OVR RR PIPE HNDR
76-77	Y	357781	1	10.15	HANGER, C/OVR RR
78	Y (EXC. SP. H/PER.)	357781	1	10.15	HANGER, C/OVR RR
78	Y W/SP. H/PER.	459081	1	10.05	HANGER, C/OVR RR
79-82	Y	459081	1	10.05	HANGER, C/OVR RR
79-81	Y	475341	1	2.35	HANGER
82	Y	14044541	1	10.25	HANGER, EXH C/OVR RR PIPE
65-67	Y W/SI. MT. EXH.	3880494	AR	.75	NUT, BODY SILL EXH PIPE HT SHIELD CVR AND MLDG RET
53-60	Y	3751443	AR	.75	RETAINER, CLAMP AND INSULATOR (3.704)

3.640 ACTUATOR-SWITCH-THERMOSTAT, Exhaust Manifold Heat Valve

75-77	Y	1996532	1	19.00	ACTUATOR, W/ROD
78-79	Y	1996577	1	16.80	ACTUATOR, W/ROD
75-78	Y	3031386	1	N.L.	SWITCH, EXH HT VLV ACTR
53-55	Y (6 CYL.)	838573	1	1.85	THERMOSTAT

3.641 SPRING, Heat Valve Actuator

53-55	Y (6 CYL.)	602799	1	1.05	SPRING, RR, ANTI-RATTLE (1/4 WIDE STOCK-COILED)
57-60	Y (8 CYL.) (EXC. F.I.)	3746600	1	.55	SPRING, ANTI-RATTLE
61-67	Y (EXC. F.I.)	3746600	1	.55	SPRING, ANTI-RATTLE
68-74	Y	3746600	1	.55	SPRING, ANTI-RATTLE

3.647 BUSHING-PIPE-VALVE, Exhaust Manifold Heat

66	Y (283, 327) W/A.I.R.	3887032	2	.53	BUSHING, VLV SHAFT
66	Y (427)	3848282	2	.55	BUSHING, VLV SHAFT
67	Y (283, 327)	3887032	2	.53	BUSHING, VLV SHAFT
70-71	Y (350)	3887032	2	.53	BUSHING, VLV SHAFT
70-71	Y (454)	3848282	2	.55	BUSHING, VLV SHAFT
73-74	Y	3887032	2	.53	BUSHING, VLV SHAFT
66	Y (283,327) (EXC. SP. H/PER.)	3877484	4	2.10	PIPE, CTR AND END
66	Y (427) W/SP. H/PER.	333832	AR	11.95	PIPE
57-61	Y (8 CYL.) (EXC. F.I., H/PER.)	362652	1	17.55	VALVE
61	Y (EXC. F.I.)	362652	1	17.55	VALVE
62-65	Y (EXC. H/PER., SP. H/PER., F.I.)	362652	1	17.55	VALVE
62-65	Y W/H/PER., SP. H/PER.	3887034	1	22.00	VALVE
66-74	Y (327,350)	362652	1	17.55	VALVE
66-68	Y (427)	3887034	1	22.00	VALVE
69	Y (427)	3969903	1	19.15	VALVE
70-74	Y (454)	3887034	1	22.00	VALVE
75	Y	355915	1	30.50	VALVE
76	Y W/SP. H/PER., CALIF.	355915	1	30.50	VALVE
77-79	Y	355915	1	30.50	VALVE

3.650 PULLEY-SPACER, Air Injection Reactor Pump

NOTE: SEE GROUP 1.066 FOR BELT APPLICATION.

68	Y (EXC. 427)	3917234	1	11.45	PULLEY
68-81	Y W/A.I.R.	3927116	1	3.80	PULLEY (1 GROOVE, 5 7/8 DIA)
69	Y (350) (EXC. H/PER.)	3917234	1	11.45	PULLEY
69	Y (350) W/H/PER. (EXC. A.C.)	3932458	1	3.45	PULLEY (1 GROOVE, 5 3/4 DIA.) (DA)
70-72	Y (350) W/SP. H/PER.	3917234	1	11.45	PULLEY
72	Y (350) (EXC. SP. H/PER.)	3917234	1	11.45	PULLEY
73-74	Y (350) (EXC. A.C.)	3917234	1	11.45	PULLEY
73-74	Y (454)	330552	1	3.70	PULLEY
75-79	Y (350) W/A.C.	3932458	1	3.45	PULLEY (1 GROOVE, 5 3/4 DIA.) (DA)
80-82	Y	14023171	1	3.90	PULLEY (1 GROOVE, 5 1/8 DIA)
68	Y (327) W/SP. H/PER. (EXC. A.C.)	3933185	1	11.40	SPACER, PUMP PULLEY (3/4 THICK)
71-72	Y (350) W/SP. H/PER.	3933185	1	11.40	SPACER, PUMP PULLEY (3/4 THICK)
77-82	Y	3933185	1	11.40	SPACER, PUMP PULLEY (3/4 THICK)

FUEL-EXHAUST-CARBURETION

3.655 BOLT-BRACE-BRACKET-NUT-SLEEVE-SPACER , Air Injection Reactor Pump

80-81	Y	14017784	1	1.65	BOLT, PUMP PIVOT
68-69	Y (327, 350)	3933093	1	1.70	BRACE
68-74	Y (427,454)	3921903	1	1.65	BRACE
70-71	Y (350) W/SP. H/PER.	3933093	1	1.70	BRACE
72-79	Y (350)	3933093	1	1.70	BRACE
80-82	Y	14031170	1	1.70	BRACE
66-69	Y (327, 350)	14007354	1	24.60	BRACKET, PUMP
68-74	Y (427,454)	3919890	1	8.10	BRACKET, PUMP
70-71	Y (350) W/SP. H/PER.	14007354	1	24.60	BRACKET, PUMP
72-79	Y (350)	14007354	1	24.60	BRACKET, PUMP
80-81	Y(305,350)	14018783	1	21.10	BRACKET, PUMP
82	Y(5.7)	14037668	1	21.10	BRACKET, AIR INJ PUMP
82	Y	14037663	1	.38	NUT, AIR INJ PUMP PIV
80-81	Y	14001805	1	.31	SLEEVE, AIR INJ PUMP BRKT (2.277)
82	Y(5.7)	14001805	1	.31	SLEEVE, AIR INJ PUMP BRKT (2.277)
66-69	Y (283, 327)	3877600	AR	.40	SPACER (13/32-21/32 X 1/2)
69	Y (427) W/H/PER., ROCH 4 BC	3877600	AR	.40	SPACER (13/32-21/32 X 1/2)
70-71	Y (350) W/SP. H/PER.	3877600	AR	.40	SPACER (13/32-21/32 X 1/2)
72-79	Y (350)	3877600	AR	.40	SPACER (13/32-21/32 X 1/2)
80	Y (305, 350) EXC SP. H/PERF.	14023128	1	4.40	SPACER, AIR INJ PUMP PIV
80-81	Y (350)	336028	1	.73	SPACER, AIR INJ PUMP BRKT TO W/PMP (2.277)
82	Y (5.7)	336028	1	.73	SPACER, AIR INJ PUMP BRKT (2.277)

3.660 PUMP, Air Injection Reactor Pump

66-67	Y	7800308	1	128.00	PUMP
68-71	Y	7806686	1	116.00	PUMP
72-78	Y	7817809	1	N.L.	PUMP
79	Y	7831337	1	125.00	PUMP
80	Y (305H, 350) (EXC SP H/PERF)	7832118	1	127.00	PUMP
80	Y (350) W/SP H/PERF, A.T. (MV4)	7832872	1	127.00	PUMP
81-82	Y	7836920	1	127.00	PUMP,

3.665 FAN, Air Injector Reactor Pump

68-80	Y	7813409	1	4.65	FAN
81-82	Y	7835231	1	4.65	FAN, A.I.R. PUMP

3.670 CALIBRATOR -CONTROLLER-MODULE-RELAY-SENSOR-SOLENOID-SWITCH-VALVE-VALVE EGR -VALVE KIT, Emission Control System

NOTE: SEE GROUP 3.671 FOR ATTACHING PARTS.

80	Y (305H) W/CLOSED LOOP (NB 1)	1224675	1	33.25	CALIBRATOR (PROM) (CODE 1337AL)
81	Y W/A.T. (M18) W/CALIF	1224869	1	68.75	CALIBRATOR (PROM) (CODE 5839CF)
81	Y W/CALIF, A.T. (MX3)	1224856	1	68.75	CALIBRATOR (PROM) (CODE 6092FR)
81	Y W/CALIF,A.T.(MX3)	1225432	1	68.75	CALIBRATOR (PROM)(CODE 8114OH)
81	Y W/CALIF,A.T.(M18)	1225433	1	68.75	CALIBRATOR (PROM)(CODE 8104OJ)
81	Y W/FED, A.T. (MX3)	1224855	1	68.75	CALIBRATOR (PROM) (CODE 6079FO)
81	Y W/FED,A.T.(MX3)	1225430	1	68.75	CALIBRATOR (PROM)(CODE 8118OD)
81	Y W/FED,M.T.(M18)	1225434	1	68.75	CALIBRATOR (PROM)(CODE 8108OK)
81	Y W/M.T. (M18), FED	1225310	1	68.75	CALIBRATOR (PROM) (CODE 6084FN)
82	Y W/CALIF	1225555	1	68.75	CALIBRATOR (PROM)(CODE 5337ARZ)
82	Y W/FED	1225552	1	68.75	CALIBRATOR (PROM)(CODE 0547TS OR 5343ARY OR 9405BMU)
80	Y (305H) W/CLOSED LOOP (NB 1)	1224670	1	110.00	CONTROLLER, ECM (REMANUFACTURED)
81	Y W/FED, CALIF, A.T. (MX3)	1224810	1	110.00	CONTROLLER, ECM (REMANUFACTURED)
81	Y W/M.T. (M18)	1224810	1	110.00	CONTROLLER, ECM (REMANUFACTURED)
82	Y	1225550	1	110.00	CONTROLLER, ECM (REMANUFACTURED)
82	Y W/A.T.(MD8)	12020423	1	54.75	MODULE, COLD START
81	Y	14029543	1	8.55	RELAY, AIR CONT VLV
81	Y W/A.T. (MX3) W/CLOSED LOOP	1620879	1	3.70	RELAY, TRANS SHIFT POS SIG (2.815)
82	Y W/A.T.(MD8),CLOSED LOOP	1623924	1	5.40	RELAY, TRANS SHIFT POS SIG(2.510)
80	Y (305H)	5613719	1	28.57	SENSOR, OXYGEN
81	Y	5613719	1	28.57	SENSOR, OXYGEN
81	Y	16006834	1	54.50	SENSOR, MANIF DIFF PRESS
82	Y	16017460	1	54.50	SENSOR, M.A.P.
81	Y W/A.T.(MX3)	1997536	1	30.00	SOLENOID, EGR CONT VLV RLY
81	Y W/M.T. (M18)	1997518	1	13.75	SOLENOID, E.G.R. CONT VLV RLY
82	Y W/FED,CALIF,A.T.(MD8)	1997555	1	12.70	SOLENOID, EGR CONT VLV RLY
74-77	Y	3030951	1	N.L.	SWITCH, E.G.R. VLV VAC CONT
75	Y	3031549	1	12.10	SWITCH, E.G.R. VLV VAC CONT

FUEL-EXHAUST-CARBURETION

3.670 CALIBRATOR -CONTROLLER-MODULE-RELAY-SENSOR-SOLENOID-SWITCH-VALVE-VALVE EGR -VALVE KIT, Emission Control System (Con't)

76-77	Y	3031385	1	N.L.	SWITCH, E.G.R. VLV VAC CONT
78-80	Y	373510	1	15.60	SWITCH, E.G.R. VLV VAC CONT
80	Y (305)	3031385	1	N.L.	SWITCH, E.G.R. VLV VAC CONT
66-67	Y	5354987	AR	7.65	VALVE, CHECK (L.H.)
66-67	Y	5354988	RH	9.60	VALVE, CHECK
66-67	Y (327)	7033546	1	18.60	VALVE
68-75	Y	22034702	1	8.90	VALVE, AIR CHECK
69-71	Y (350)	17052772	1	26.90	VALVE, DVTR
70-71	Y	7029297	1	25.25	VALVE, DVTR
72	Y	17052772	1	26.90	VALVE, DVTR
72-73	Y (454)	7029190	1	21.40	VALVE, DVTR
73-74	Y (350)	17052772	1	26.90	VALVE, DVTR
75-76	Y	4974265	1	9.20	VALVE, CATALYTIC CONVERTER CHECK
75	Y	7040150	1	17.60	VALVE, DVTR
76-77	Y	4974265	1	9.20	VALVE, CHECK
76	Y	7030760	1	17.60	VALVE, SIL, DVTR
77-78	Y	17054984	1	22.20	VALVE, DVTR
77-80	Y	22034702	1	8.90	VALVE, AIR CHECK
78-80	Y	497853	1	2.70	VALVE, VAC CHECK
79	Y W/CALIF, ALT. (EXC. SP. H/PER.)	17061293	1	22.20	VALVE, DVTR
79	Y W/SP. H/PER.	17061293	1	22.20	VALVE, DVTR
80	Y	22016902	1	9.20	VALVE, AIR INJ CHECK
80	Y (305H) W/CALIF	17058247	1	42.60	VALVE, DVTR SWITCHING
80	Y (350) W/A.T. (MV4)	17063052	1	22.20	VALVE, AIR CONT
80	Y (350) W/M.T. (M18)	17064301	1	24.05	VALVE, AIR CONT
81	Y	17071549	1	88.15	VALVE, AIR INJ CONT (PART NO. STAMPED ON PART)
81	Y	22017478	1	9.20	VALVE, AIR INJ CTLTC CONV CHK
81-82	Y	22034703	1	9.20	VALVE, CTLTC CONV AIR INJ CHK
82	Y	17070882	1	37.15	VALVE, AIR INJ CONT
82	Y	17070883	1	30.70	VALVE, AIR INJ SW
82	Y	22036195	1	9.20	VALVE, CTLTC CONV AIR INJ CHK
73	Y (350) (EXC. SP. H/PER.)	17051810	1	28.55	VALVE EGR (PROD 7035172)
73	Y (350) W/M.T. (EXC. SP. H/PER.)	7040318	1	22.30	VALVE EGR
73	Y (350) W/A.T., SP. H/PER.	7047065	1	22.30	VALVE EGR
73	Y (350) W/A.T. (EXC. SP. H/PER.)	17051810	1	28.55	VALVE EGR (PROD 7035172)
73-74	Y (350) W/M.T., SP. H/PER.	17051818	1	28.55	VALVE EGR (PROD 7040299)
73	Y (454)	7047066	1	29.50	VALVE EGR
74	Y (350) W/CALIF, M.T. (EXC. SP. H/PER.)	7040599	1	22.30	VALVE EGR
74	Y (350) W/M.T. (EXC. SP. H/PER.)	7041409	1	22.30	VALVE EGR
74	Y (350) W/A.T. (EXC. SP. H/PER., CALIF)	7041409	1	22.30	VALVE EGR,
74	Y (350) W/CALIF, A.T. (EXC. SP. H/PER)	17051824	1	28.55	VALVE EGR (PROD 7040437)
74	Y (454) W/A.T. (EXC. CALIF.)	7049867	1	22.30	VALVE EGR
74	Y (454) W/CALIF, A.T.	17051841	1	28.55	VALVE EGR (PROD 7041425)
74	Y ALL W/A.T. SP. H/PER.	17051866	1	28.55	VALVE EGR (PROD 7047065)
75	Y W/A.T., SP. H/PER. (EXC CALIF.)	17052670	1	28.55	VALVE EGR (PROD 7043137)
75-76	Y W/CALIF, A.T. (EXC. SP. H/PER.)	17052671	1	28.55	VALVE EGR (PROD 7043139)
75	Y W/M.T. (EXC. SP. H/PER.)	17052669	1	28.55	VALVE EGR (PROD 7043133)
75-76	Y W/M.T., SP. H/PER.	17052670	1	28.55	VALVE EGR (PROD 7043137)
76	Y (350 2BBL) W/AT EXC Z95	17052693	1	28.55	VALVE EGR (PROD 7046154)
76-77	Y W/A.T., SP. H/PER.	17052669	1	28.55	VALVE EGR (PROD 7043133)
76	Y W/FED, A.T. (EXC. CALIF., SP. H/PER.)	17052669	1	28.55	VALVE EGR (PROD 7043133)
77	Y W/A.T., SP. H/PER.	17055386	1	48.55	VALVE EGR (PROD 7044303)
77	Y W/CALIF, ALT.	17055750	1	48.55	VALVE EGR (PROD 17056225)
77	Y W/FED, A.T. (EXC. SP. H/PER.)	17052742	1	28.55	VALVE EGR (PROD 17053034)
77	Y W/M.T. (EXC. SP. H/PER.)	17052669	1	28.55	VALVE EGR (PROD 7043133)
77	Y W/4 SP. (SP/HI SPEED)	17055388	1	48.55	VALVE EGR (PROD 7044307)
78	Y (350) W/M.T.	17052742	1	28.55	VALVE EGR (PROD 17053034)
78	Y W/A.T. (EXC. CALIF, SP. H/PER., ALT.)	17052661	1	28.55	VALVE EGR (PROD 7030806)
78	Y W/A.T., SP. H/PER.	17065078	1	48.55	VALVE EGR (PROD 17056494)
78	Y W/ALT. (EXC. SP. H/PER.)	17065081	1	48.55	VALVE EGR (PROD 17065081)

FUEL-EXHAUST-CARBURETION

3.670 CALIBRATOR-CONTROLLER-MODULE-RELAY-SENSOR-SOLENOID-SWITCH-VALVE-VALVE EGR-VALVE KIT, Emission Control System (Con't)

78	Y W/CALIF	17065080	1	48.55	VALVE EGR (PROD 17056496)
78	Y W/M.T., SP. H/PER.	17065079	1	48.55	VALVE EGR (PROD 17056495)
79	Y (EXC. CALIF., SP. H/PER.)	17065825	1	51.70	VALVE EGR (PROD 17057427)
79	Y (350L) W/ALT	17065819	1	51.70	VALVE EGR (PROD 17057415)
79	Y W/A.T., SP. H/PER.	17065821	1	51.70	VALVE EGR (PROD 17057420)
79	Y W/ALT. (EXC. SP. H/PER.)	17065870	1	51.70	VALVE EGR (PROD 17062066)
79	Y W/CALIF. (EXC. SP. H/PER.)	17065823	1	51.70	VALVE EGR (PROD 17057423)
79	Y W/M.T., SP. H/PER.	17065822	1	51.70	VALVE EGR (PROD 17057421)
80	Y (305)	17066872	1	54.70	VALVE EGR (PROD 17064554)
80	Y (350) W/A.T. (EXC. SP. H/PER.)	17066239	1	51.70	VALVE EGR (PROD 17064059)
80	Y (350) W/M.T. (EXC. SP. H/PER.)	17066862	1	51.70	VALVE EGR (PROD 17062706)
80	Y (350) W/SP. H/PER., A.T.	17066870	1	51.70	VALVE EGR (PROD 17063991)
81	Y (350) W/CALIF. A.T.	17066862	1	51.70	VALVE EGR (PROD 17062706)
81	Y (350) W/M.T., CALIF.	17068196	1	53.25	VALVE EGR (PROD 17062705)
81	Y (350) W/A.T., FED	17068196	1	53.25	VALVE EGR (PROD 17062705)
81	Y W/FED. M.T.	17068164	1	58.60	VALVE EGR (STAMPED 17075613)
82	Y (5.7)W/FED	17068197	1	57.60	VALVE EGR (PROD 17062707)
82	Y(5.7)W/CALIF	17066202	1	55.95	VALVE EGR (PROD 17063341)
82	Y(5.7)W/FED	17078423	1	56.30	VALVE EGR (PROD 17082807)
73-74	Y (454)	17052766	1	21.85	VALVE KIT, AIR INJ DVTR

3.671 BOLT-BRACKET-GASKET-LOCK-NUT-SCREW-SPACER-STUD, Emission Control System

80	Y	11048283	3	.34	BOLT, PUMP PIVOT BRKT
80	Y (305H) W/CLOSED LOOP (NB1)	469088	4	.30	BOLT, W/CLIP, ELEC CONT MOD BRKT (9.667)
81-82	Y	469088	AR	.30	BOLT, W/CLIP, ELEC CONT MOD BRKT (9.667)
81	Y	14031177	1	.54	BOLT, DVTR VLV
81	Y	14029559	1	3.40	BRACKET, MANIF DIFF PRESS SEN
81	Y	14033010	1	2.00	BRACKET, E.G.R. SOL
81-82	Y	14034367	1	.59	BRACKET, ELEK CONT MDL DIAGNOSTIC CONN
82	Y	14037665	1	.39	BRACKET, AIR INJ SW VLV
82	Y	14043228	1	3.40	BRACKET, M.A.P. SEN
82	Y	14043288	1	.66	BRACKET, EGR CONT VLV RLY SOL
82	Y	14047131	1	3.40	BRACKET, ELEK FUEL CONT MDL
80-82	Y	14015367	1	.67	GASKET, AIR INJ DVTR VLV EL
81-82	Y	14031171	1	.36	LOCK, DVTR VLV EL BOLT
81	Y	14003578	AR	.32	NUT, MANIF DIFF PRESS SEN & BRKT (4.022)
81	Y W/CLOSED LOOP (NB1)	14003578	1	.32	NUT, AIR CONT VLV RLY (4.022)
81	Y W/CLOSED LOOP (NB1)	14003578	1	.32	NUT, EGR CONT VLV RLY (4.022)
82	Y W/FED,CALIF	14003578	2	.32	NUT, EGR VLV(4.022)
82	Y W/FED,CALIF	14003578	2	.32	NUT, MANIF ABS PRESS SEN BRKT(4.022)
82	Y W/FED,CALIF	14003578	2	.32	NUT, A/CL AIR INT SCOOP DR SOL RLY (4.022)
74-82	Y	1244067	AR	.32	SCREW, HEX (1/4-20 X 700 W/CON SPR WAPH)
81	Y(350)	14031368	1	1.55	SPACER, E.G.R. VLV
81	Y	14031107	1	.80	STUD, AIR CONT VLV ADAP

3.675 ADAPTER-BRACKET-EXTENSION-HOSE-LOCK-PIPE, Air Injection Reactor

NOTE 1: IT MAY BE NECESSARY TO CUT OR REWORK HOSE FOR PROPER FIT.

81	Y	472812	1	3.05	ADAPTER, VAC HOSE
75-78	Y	357055	1	2.75	BRACKET, EXH HT VLV ACTR
79	Y	14014407	1	8.15	BRACKET, W/SHIELD, EFE VLV ACTR HT
66-72	Y (427,454)	3882805	8	1.85	EXTENSION, EXH GAS COMBUSTION PIPE
73-75	Y (350)	3877484	8	2.10	EXTENSION, PIPE
73-75	Y (454)	3882805	8	1.85	EXTENSION, PIPE
77-78	Y W/ALT., CALIF. (EXC. SP. H/PER.)	3877484	6	2.10	EXTENSION, PIPE
77-78	Y W/SP. H/PER.	3877484	6	2.10	EXTENSION, PIPE
78	Y W/ALT., CALIF.	464657	AR	1.75	EXTENSION, PIPE
79	Y (350) W/CALIF. ALT. (EXC. SP. H/PER)	14007363	6	1.10	EXTENSION, PIPE

FUEL-EXHAUST-CARBURETION

3.675 ADAPTER-BRACKET-EXTENSION-HOSE-LOCK-PIPE, Air Injection Reactor (Con't)

79	Y (350) W/SP. H/PER	14007363	6	1.10	EXTENSION, PIPE
80-81	Y (305, 350)	464657	8	1.75	EXTENSION, PIPE
68	Y (EXC. 427)	1608761	LH	5.45	HOSE, PUMP TO OTLT (NOTE 1)
73-75	Y	3905067	1	7.80	HOSE, C/CASE VENT/TO A/CL
80	Y (305H)	14015515	1	3.00	HOSE, DVTR VLV A/CL
80	Y (305H)	14020681	LH	7.05	HOSE, AIR INJ ENG CHK VLV
80	Y (305H)	14020682	RH	3.70	HOSE, DVTR VLV TO CHK VLV
80	Y (350) W/M.T. (M18)	14023113	1	3.80	HOSE, CONT VLV TO A/CL
80-81	Y (350) W/M.T. (M18)	14023115	1	2.10	HOSE, CONT VLV FLTR
81	Y	14020681	LH	7.05	HOSE, AIR INJ ENG CHK VLV
81-82	Y	14020682	RH	3.70	HOSE, CVTR VLV TO CHK VLV
81	Y	14031169	1	3.70	HOSE, AIR CTLTC CONV
81	Y W/M.T. (M18)	14031168	1	3.25	HOSE, AIR CONT VLV PIPE
82	Y	14037666	1	1.40	HOSE, AIR INJ SW VLV
82	Y	14037667	1	3.00	HOSE, AIR INJ CONT VLV TO A/CL
79	Y W/CALIF., ALT. (EXC. SP. H/PER.)	14017783	1	.40	LOCK, DVTR VLV EL BOLT
79	Y W/SP. H/PER.	14017783	1	.40	LOCK, DVTR VLV EL BOLT
66	Y (EXC. 427 H/PER.)	333831	LH	17.85	PIPE, EXH GAS COMBUSTION (NOTE 1)
66	Y (EXC. 427 H/PER.)	333832	RH	11.95	PIPE, INJECTION
66-68	Y (327)	333832	RH	11.95	PIPE, INJECTION
66-69	Y (427, 454)	3889377	LH	22.80	PIPE, INJECTION
67-69	Y (327, 350)	333831	LH	17.85	PIPE, EXH GAS COMBUSTION (NOTE 1)
68-69	Y (427) (EXC. H/PER.)	3917252	RH	20.90	PIPE, INJECTION
69	Y (350)	333832	RH	11.95	PIPE, INJECTION
70-71	Y (350) W/SP. H/PER.	333831	LH	17.85	PIPE, EXH GAS COMBUSTION (NOTE 1)
70-71	Y (350) W/SP. H/PER.	333832	RH	11.95	PIPE, INJECTION
71	Y (454) W/SP. H/PER.	333823	LH	17.65	PIPE, INJECTION
71	Y (454) W/SP. H/PER.	333824	RH	16.65	PIPE, INJECTION
72	Y	333832	RH	11.95	PIPE, INJECTION
72-75	Y (350)	333831	LH	17.85	PIPE, EXH GAS COMBUSTION (NOTE 1)
72	Y (454)	333823	LH	17.65	PIPE, INJECTION
72-74	Y (454)	333824	RH	16.65	PIPE, INJECTION
73-74	Y (350)	333832	RH	11.95	PIPE, INJECTION
73-74	Y (454)	333823	LH	17.65	PIPE, INJECTION
75-76	Y	360452	1	7.90	PIPE, CONV AIR
77-80	Y	354376	RH	12.65	PIPE, A.I.R.
77-80	Y	458703	LH	19.75	PIPE, A.I.R.
78-79	Y W/CALIF, ALT (EXC. SP. H/PER.)	343763	LH	18.60	PIPE, INJECTOR
80	Y (350), W/M.T. (M18)	14021878	RH	19.25	PIPE, A.I.R.
81	Y	14030108	1	7.90	PIPE, AIR CTLTC CONV
81	Y	14031166	1	6.50	PIPE, AIR CONT VLV
82	Y	14037664	1	5.05	PIPE, DCLR VLV OTLT
82	Y	14044536	1	17.65	PIPE, CTLTC CONV AIR INJ

3.680 CLAMP-CLIP-CONNECTOR-ELBOW-FILTER-FITTING-GASKET-LOCK-PLUG-SPACER-TEE-TUBE, Air Injection Reactor and Exhaust Gas Recirculation

NOTE 1: THREADS MUST BE COVERED WITH TEFLON TAPE.

73-74	Y (350)	353090	1	2.70	CLAMP, E.G.R. VLV
81	Y	14030110	1	.91	CLAMP, AIR CTLTC CONV PIPE UPR
81	Y	14030111	1	.91	CLAMP, AIR CTLTC CONV PIPE LWR
82	Y	14044532	2	.90	CLAMP, CTLTC CONV AIR INJ PIPE
82	Y	14044533	2	.90	CLAMP, CTLTC CONV AIR INJ PIPE
74-81	Y	3970894	1	.40	CLIP, A/C COMPR FITTING (11/32 X 1 PC)
77-82	Y	1257393	1	.35	CLIP, EFE VAC PIPE TO CYL HD
81-82	Y	8917236	AR	2.50	CLIP, ELEC CONT MDL HARN (2.559)
72-76	Y	3951346	1	4.80	CONNECTOR, AIR INJ DVTR VLV
78-80	Y	469550	1	.48	CONNECTOR, EXH EMIS CONT HOSE (3 WAY)
81	Y W/A.T. (MX3)	14034063	1	.48	CONNECTOR, EGR CONT VLV
68	Y (327)	7816979	1	3.45	ELBOW, PUMP
69	Y (EXC. 427)	3947728	1	8.30	ELBOW, DVTR VLV MT
70-71	Y (350) W/SP. H/PER.	3947728	1	8.30	ELBOW, DVTR VLV MT
72-75	Y (350)	3947728	1	8.30	ELBOW, DVTR VLV MT
77-78	Y (350L)	14010294	1	4.80	ELBOW, DVTR VLV
79	Y W/CALIF, ALT (EXC. H/PER.)	14010294	1	4.80	ELBOW, DVTR VLV
79	Y W/H/PER	14010294	1	4.80	ELBOW, DVTR VLV
80	Y	14010294	1	4.80	ELBOW, DVTR VLV
81-82	Y	14026170	1	8.30	ELBOW, DVTR VLV
80	Y (350) W/M.T. (M18)	25040275	1	33.82	FILTER, AIR CONT VLV (PAC A764C)

FUEL-EXHAUST-CARBURETION

3.680 CLAMP-CLIP-CONNECTOR-ELBOW-FILTER-FITTING-GASKET-LOCK-PLUG-SPACER-TEE-TUBE, Air Injection Reactor and Exhaust Gas Recirculation (Con't)

78-82	Y	474793	1	4.80	FITTING, FUEL VAPOR PIPE HOSE (NOTE 1)
68	Y	3942534	AR	.41	GASKET, DVTR VLV GSKT
69	Y (427) W/H/PER.	3942534	AR	.41	GASKET, DVTR VLV GSKT
70-79	Y (350, 454)	3942534	AR	.41	GASKET, DVTR VLV GSKT
73-74	Y (454)	353086	1	.19	GASKET, E.G.R. VLV
75-78	Y (EXC. ALT., CALIF.)	343752	1	1.54	GASKET, E.G.R. VLV
77-78	Y W/ALT., CALIF. (EXC. SP. H/PER.)	14031369	2		GASKET, E.G.R. VLV
79-81	Y (305, 350)	14031369	2		GASKET, E.G.R. VLV
82	Y (5.7)	14031369	1		GASKET, E.G.R. VLV
82	Y (5.7)	14031369	AR	.32	GASKET, EGR VLV
79	Y	11048283	AR	.34	LOCK, DVTR
79-82	Y W/A.I.R.	14015366	AR	.27	LOCK, AIR INJ DVTR
73-74	Y (454)	9427697	1	.38	PLUG, E.G.R.
77-78	Y W/ALT., CALIF. (EXC. SP. H/PER.)	458617	2	3.05	SPACER, E.G.R. VLV
79-80	Y	458617	1	3.05	SPACER, E.G.R. VLV
72	Y (454)	6272766	1	.31	TEE, SPARK CONT PIPE (3.278)
75-76	Y	6272766	1	.31	TEE, AIR INJ DVTR VLV (3.278)
73-74	Y (454)	353043	1	1.75	TUBE, EXH GAS RTN

3.685 BEAD KIT-CONVERTER-PLUG-POUCH-REPAIR KIT, Catalytic Converter

75-79	Y	6498995	1	96.50	BEAD KIT, CATALYST
80	Y (305H)	8999449	1	137.00	BEAD KIT, CATALYST
80	Y (350)	8998992	1	128.00	BEAD KIT, CATALYST
75	Y	8998109	1	236.00	CONVERTER
76-79	Y	6498393	1	220.00	CONVERTER
80	Y (305H)	8999035	1	270.00	CONVERTER
80	Y (350)	8998898	1	248.00	CONVERTER
81	Y	8999035	1	270.00	CONVERTER, CTLYTC
82	Y	25056150	1	331.00	CONVERTER, CTLTC
76	Y	8998221	1	3.40	PLUG, FILL
77-81	Y	8998555	1	6.25	PLUG, FILL (THREADLESS)
75-81	Y	12300374	AR	N.L.	POUCH, POLYETHYLENE (USED CATALYST CONTAINER)
75-81	Y W/250 CONV	25056299	1	54.50	REPAIR KIT, CTLTC CONV BOTTOM
75-81	Y W/260 CONV	8998484	1	46.00	REPAIR KIT, BOTTOM PAN

3.690 HANGER-SHIELD-SUPPORT, Catalytic Converter

82	Y	14044539	1	1.40	HANGER, CTLTC CONV
76-79	Y	357771	1	34.50	SHIELD, HT
80-81	Y	14028578	1	33.25	SHIELD, HT
82	Y	14038299	1	11.70	SHIELD, CTLTC CONV HT
82	Y	14033714	1	1.40	SUPPORT, CTLTC CONV HNCR

NOTE: REFER TO CHART FOR MUFFLERS AT THE END OF 3.000 GROUP.

3.704 BRACKET-HANGER-HANGER KIT-INSULATOR-NUT-RETAINER-WASHER, Exhaust Muffler

68-72	Y (EXC. SIDE MT. EXH.)	3913898	2	3.40	BRACKET, MUFF AND RR EXH
73	Y	330937	LH	3.40	BRACKET, MUFF AND RR EXH PIPE ARM
73	Y	330938	RH	3.40	BRACKET, MUFF AND RR EXH PIPE ARM
74	Y	339712	2	3.80	HANGER, TAIL PIPE
75	Y	356956	1	13.10	HANGER, RR CONV
75-77	Y	359960	RH	5.60	HANGER KIT, TAIL PIPE
75-77	Y	359961	LH	5.60	HANGER KIT, TAIL PIPE
65-67	Y W/SIDE MT. EXH.	3863849	2	1.75	INSULATOR, EXH AND TAIL PIPE
69	Y W/SIDE MT. EXH.	3949190	4	.98	INSULATOR, MUFF AND TAIL PIPE
67-82	Y	3792287	AR	.56	NUT, TUB ANC (BLIND SLEV)
53-64	Y	3751443	AR	.75	RETAINER, TAIL PIPE AND EXH PIPE (ALL LOCATIONS)
65-67	Y W/SIDE MT. EXH.	3863850	4	3.95	RETAINER, EXH AND TAIL PIPE
69	Y W/SIDE MT. EXH.	3949191	2	1.25	RETAINER, MUFF, EXH AND TAIL PIPE
64-81	Y	1323935	AR	.37	WASHER, INSL. (11/32" X 1 1/4" X 3/16" PL.)

3.705 BEZEL-EXTENSION -FLANGE-SHIELD, Exhaust Tail Pipe

NOTE: REFER TO CHART FOR TAILPIPES AT THE END OF GROUP 3.000.

NOTE: DEVICES LISTED IN THIS GROUP ARE CERTIFIED TO MEET CALIFORNIA AND FLORIDA

EXHAUST NOISE REGULATIONS WHEN USED ON VEHICLES FOR WHICH THEY ARE LISTED.

64-65	Y	3850506	RH	18.50	BEZEL
66-67	Y (EXC. SIDE MT. EXH.)	3892225	LH	17.50	BEZEL

FUEL-EXHAUST-CARBURETION

3.705 BEZEL-EXTENSION -FLANGE-SHIELD, Exhaust Tail Pipe (Con't)

66-67	Y (EXC. SIDE MT. EXH.)	3892226	RH	17.50	BEZEL
68-69	Y	3922495	LH	24.30	BEZEL
68-69	Y	3922496	RH	24.30	BEZEL
70-73	Y	3966543	LH	24.30	BEZEL
70-73	Y	3966544	RH	24.30	BEZEL
56-58	Y (1ST DESIGN)	3740295	2	12.45	EXTENSION (19" DEV LENGTH) (STAMPED 3740295)
58-60	Y (2ND DESIGN)	3762440	2	12.45	EXTENSION (19" DEV LENGTH) (STAMPED 3762440)
68-69	Y	3919649	LH	4.30	FLANGE, BEZEL MT
70-73	Y	3966547	LH	5.70	FLANGE, BEZEL MT
70-73	Y	3966548	RH	5.70	FLANGE, BEZEL MT
75-77	Y	356918	1	19.95	SHIELD, RR EXT C/OVR PIPE

3.706 BRACKET-BRACKET KIT-HANGER-HANGER KIT-INSULATOR-WASHER, Exhaust Mounting

NOTE 1: USE OLD PART AS GUIDE TO GET PROPER ATTACHING HOLE AND LENGTH.

53-82	Y	3996543	AR	3.20	BRACKET, W/INSULATOR (USED W/1 7/8" CLAMP AND 1 3/4" X 5 1/2" INSUL.) (NOTE 1)
61-62	Y	3784461	2	1.60	BRACKET, RR
78-82	Y	458967	2	4.10	BRACKET, W/INSULATOR
53-82	Y	360022	1	4.25	BRACKET KIT,
76-78	Y	357781	1	10.15	HANGER, EXH C/OVR RR PIPE
78-82	Y	458970	2	.84	HANGER
75-79	Y	360023	1	5.95	HANGER KIT, RESO AND TAIL PIPE
75-79	Y	360024	1	11.25	HANGER KIT, EXH
82	Y	14048927	1	1.30	INSULATOR, EXH C/OVR FRT PIPE
60-82	Y	6255640	AR	.18	WASHER (.390 I.D. X .810 O.D. X .124 TK.)

3.708 BOLT-CLAMP -LOCK-U BOLT -U BOLT KIT, Exhaust System Attaching

77-81	Y	3949198	AR	2.10	BOLT, FRT PIPE U
53-82	Y	2378617	1	4.45	CLAMP (3")
53-82	Y	2378618	1	4.55	CLAMP (3 1/2")
53-82	Y	2378620	1	3.65	CLAMP (4")
59-82	Y	2378615	AR	1.50	CLAMP, W/U-BOLT (1 3/4 IN CLAMP)
59-82	Y	9793545	AR	1.45	CLAMP (2.25 DIA.)
64-82	Y	3633128	AR	1.80	CLAMP (2.50 IN)
64-65	Y (EXC. H/PER., SP. H/PER., F.I., 396)	3853723	1	3.80	CLAMP, FRT EXH
64-65	Y (P.G. W/H/PER.)	3853723	1	3.80	CLAMP, FRT EXH
64-65	Y W/H/PER. (EXC. P.G., SIDE MT. EXH.)	3853725	1	4.25	CLAMP, FRT EXH
64-65	Y W/SP. H/PER., F.I. (EXC. SIDE MT. EXH.)	3853725	1	4.25	CLAMP, FRT EXH
65-82	Y	1240744	AR	1.70	CLAMP, W/NUT BOLT U (50.8 MM)
65-82	Y	1259609	AR	N.L.	CLAMP, W/NUT BOLT U(57.5 MM)
66-67	Y (327) W/P.G. (EXC. SIDE MT. EXH)	3853723	1	3.80	CLAMP, FRT EXH
66-68	Y W/M.T. (EXC. SIDE MT. EXH.)	3853725	1	4.25	CLAMP, FRT EXH
68	Y W/T.H.	356989	1	9.15	CLAMP, FRT EXH
69	Y (EXC. T.H. 400, SIDE MT. EXH.)	3853723	1	3.80	CLAMP, FRT EXH
69-72	Y W/A.T. (EXC. SIDE MT. EXH., 454)	3952739	1	8.35	CLAMP, FRT EXH
70-75	Y (350) W/M.T. (EXC. SP. H/PER.)	3853723	1	3.80	CLAMP, FRT EXH
70-75	Y (350) W/M.T., SP. H/PER.	3853725	1	4.25	CLAMP, FRT EXH
70-74	Y (454) W/A.T.	356989	1	9.15	CLAMP, FRT EXH
70-75	Y (454) W/M.T.	3853725	1	4.25	CLAMP, FRT EXH
73-75	Y (350) W/A.T. (EXC. SP. H/PER.)	3952739	1	8.35	CLAMP, FRT EXH
74	Y	1259609	2	N.L.	CLAMP, W/BOLT, TAIL PIPE
74-75	Y (350) W/A.T., SP. H/PER.	356989	1	9.15	CLAMP, FRT EXH
74-77	Y W/M40	356989	1	9.15	CLAMP, EXH PIPE
76	Y	357784	1	2.45	CLAMP, EXH C/OVR RR PIPE HANGER
76-77	Y (EXC. M40)	357779	1	7.10	CLAMP, EXH PIPE
78-79	Y	357779	1	7.10	CLAMP, EXH PIPE
78-81	Y	473039	1	2.45	CLAMP, EXH C/OVR RR PIPE HANGER(5.7" LG)
78-81	Y	1259610	AR	1.70	CLAMP (44.5 MM)
68	Y W/T.H.	3937866	1	.54	LOCK, FRT EXH PIPE CLAMP MUFF TAIL PIPE

FUEL-EXHAUST-CARBURETION

3.708 BOLT-CLAMP -LOCK-U BOLT -U BOLT KIT , Exhaust System Attaching (Con't)

69-78	Y W/A.T. (EXC. SIDE MT. EXH.)	3937866	1	.54	LOCK, FRT EXH. PIPE CLAMP
53-69	Y	3754882	1	1.65	U BOLT (1 7/8")
53-82	Y	3837878	1	1.95	U BOLT (1 1/2")
63-65	Y W/H/PER., SP. H/PER., F.I. (EXC. SIDE MT. EXH., P.G.)	3949198	2	2.10	U BOLT, FRT EXH PIPE CLAMP (5/16"-18)
66-67	Y (EXC. P.G., SIDE MT. EXH.)	3949198	2	2.10	U BOLT, FRT EXH PIPE CLAMP (5/16"-18)
68	Y	3949198	2	2.10	U BOLT, FRT EXH PIPE CLAMP (5/16"-18)
69	Y (EXC. SIDE MT. EXH.)	3952741	AR	.69	U BOLT, FRT EXH PIPE CLAMP MUFF TAIL PIPE
70-81	Y	3949198	AR	2.10	U BOLT, FRT EXH PIPE CLAMP (5/16"-18)
70-75	Y (350) W/SP. H/PER.	3949198	2	2.10	U BOLT, FRT EXH PIPE CLAMP (5/16"-18)
70-71	Y (350) W/M.T. (EXC. SP. H/PER.)	3952741	AR	.69	U BOLT, FRT EXH PIPE CLAMP MUFF TAIL PIPE
72-77	Y (350) (EXC. SP. H/PER.)	3952741	AR	.69	U BOLT, FRT EXH PIPE CLAMP MUFF TAIL PIPE
55-82	Y	352729	AR	6.60	U BOLT KIT (2")
55-82	Y	352731	AR	5.15	U BOLT KIT (2 1/2")

3.724 GASKET KIT-CARBURETOR, Carburetor

NOTE: REFER TO CHARTS END OF GROUP 3.000 FOR GROUP 3.724 THRU 3.859 1978 AND LATER CARBURETOR'S AND COMPONENT PARTS.

71-72	Y W/ROCH. 4BC	7041872	1	9.50	GASKET KIT
73	Y	7046779	1	9.50	GASKET KIT
74	Y	17050525	1	9.50	GASKET KIT
75-77	Y	17052991	1	11.35	GASKET KIT

3.725 CARBURETOR, Rochester

NOTE: REFER TO CHARTS END OF GROUP 3.000 FOR GROUP 3.724 THRU 3.859 1978 AND LATER CARBURETOR'S AND COMPONENT PARTS.

NOTE: ALL 1966 THRU 1971 ROCHESTER CARB. WITH 4BC ARE QUADRA-JETS.

68	Y (327)	7046904	1	201.05	CARBURETOR
69	Y (350)	7046904	1	201.05	CARBURETOR
69	Y W/A.T. (M40), 4BC	7046904	1	201.05	CARBURETOR
70	Y (350) (EXC. H/PER.)	17051998	1	233.20	CARBURETOR
70	Y (350) W/H/PER.	7046905	1	233.20	CARBURETOR
71	Y (350)	17054705	1	201.05	CARBURETOR
71	Y (454) W/H/PER.	17054696	1	233.20	CARBURETOR
72	Y (350)	17054709	1	201.05	CARBURETOR
72	Y (454)	17054697	1	233.20	CARBURETOR
73	Y (350)	17054698	1	201.05	CARBURETOR
73	Y (454)	17054699	1	201.05	CARBURETOR
74	Y (350) (EXC. SP. H/PER., CALIF.)	17054700	1	201.05	CARBURETOR
74	Y (350) CALIF. (EXC. SP. H/PER.)	17054712	1	201.05	CARBURETOR
74	Y (350) W/A.T., SP. H/PER.	17054701	1		CARBURETOR
74	Y (350) W/M.T., SP. H/PER.	17050591	1	193.00	CARBURETOR
74	Y (454) W/M.T.	7047401	1	233.20	CARBURETOR
74	Y (454) W/A.T., CALIF.	7047405	1	166.00	CARBURETOR
74	Y (454) W/A.T. (EXC. CALIF.)	17054702	1	201.05	CARBURETOR
75	Y (350) W/A.T., SP. H/PER.	17052564	1	229.00	CARBURETOR
75	Y (350) W/M.T. (EXC. SP. H/PER.)	17052579	1	272.00	CARBURETOR
75	Y (350) W/A.T. (EXC. SP. H/PER.)	17054703	1	259.00	CARBURETOR
75	Y (350) W/M.T., SP. H/PER.	17054706	1	301.80	CARBURETOR
76	Y (350) W/A.T., H/PER.	17052910	1	273.00	CARBURETOR
76	Y (350) W/M.T., CALIF. (EXC. H/PER.)	17052923	1	313.00	CARBURETOR
76	Y (350) W/M.T., H/PER. (EXC. CALIF.)	17052925	1	335.00	CARBURETOR
76	Y (350) W/M.T., CALIF.	17052947	1	363.00	CARBURETOR
76	Y (350) W/A.T. (EXC. H/PER.)	17054704	1	260.20	CARBURETOR
77	Y (350) W/A.T. (M38) , A.C., FED.	17055122	1	301.80	CARBURETOR (PROD 17057204-02)
77	Y (350) W/M.T. (M20)	17055123	1	363.00	CARBURETOR (PROD 17057203)
77	Y (350) W/A.T. (M38) CALIF. (EXC. A.C.)	17055124	1	301.80	CARBURETOR (PROD 17057502-04)
77	Y (350) W/A.T. (M40) , A.C., FED.	17055128	1	301.80	CARBURETOR (PROD 17057228)
77	Y (350) W/A.T. (M38) ALT (EXC. A.C.)	17055137	1	301.80	CARBURETOR (PROD 17057582-84)

FUEL-EXHAUST-CARBURETION

3.725 CARBURETOR, Rochester (Con't)

77	Y (350) W/A.T. (M40) (EXC. A.C.)	17055160	1	276.90	CARBURETOR (PROD 17057210)
77	Y (350) W/M.T., H/PER.	17055161	1	363.00	CARBURETOR (PROD 17057211)

3.725A REPAIR KIT , carburetor (rochester)MAJOR

NOTE: REPAIR KITS CONSISTS OF NECESSARY PARTS TO OVERHAUL 1 CARBURETOR INCLUDING JETS,NOZZLES, INTAKE NEEDLE AND SEAT, PUMP, LEVER, ETC.

70	Y (454) W/M.T., 4BC	7039171	1		REPAIR KIT (W/7040205-0505-7000)
71	Y (350,454) W/4BC, H/PER.	7041881	1	25.80	REPAIR KIT (W/7041212-13-7120)
72	Y (350)	7041881	1	25.80	REPAIR KIT (W/7042202-03)
72	Y (454) W/4BC	7041871	1	30.00	REPAIR KIT (W/7041204-5-7042216-17-7047116)
73	Y	7039259	1	N.L.	REPAIR KIT (W/7043200-01-02-03-12-13)
73	Y (350)	7046828	1	30.75	REPAIR KIT (W/7043202-03-12-13)
73	Y (454) W/A.T.	7046777	1	32.00	REPAIR KIT (W/7043200)
73	Y (454) W/M.T.	7046778	1	33.50	REPAIR KIT (W/7043201)
74	Y (350) (EXC. SP. H/PER.)	17050544	1	32.50	REPAIR KIT (W/17050580-1)
74	Y (350) W/SP. H/PER.	17050545	1	30.00	REPAIR KIT (W/17050590-1)
74	Y (454) W/A.T.	17050563	1	30.00	REPAIR KIT (W/7047403-5)
74	Y (454) W/M.T.	17050564	1	30.00	REPAIR KIT (W/7047401)
75	Y	17051931	1	29.00	REPAIR KIT,
76	Y (EXC. H/PER.)	17052992	1	30.05	REPAIR KIT,
76	Y W/H/PER.	17053998	1	33.75	REPAIR KIT,
77	Y W/A.T. (M38), FED.	17053998	1	33.75	REPAIR KIT,
77	Y W/A.T. (M40)	17055200	1	33.75	REPAIR KIT,
77	Y W/A.T. (M38), ALT., CALIF.	17055322	1	60.50	REPAIR KIT,
77	Y W/M.T.	17053998	1	33.75	REPAIR KIT,

3.725B REPAIR KIT , Carburetor (Rochester) Minor

NOTE: REPAIR KITS (MINOR) CONSIST OF PUMP, NEEDLE AND SEAT UNIT, AIR HORN GASKET, THERMOSTAT HOUSING COVER GASKET, CLIP AND GAGE.

68	Y (327)	7039133	1	12.70	REPAIR KIT (VITON) (W/7028207-08-19)
69	Y (350) W/4BC	7039149	1	12.70	REPAIR KIT (VITON) (W/7029202-03-07)
70	Y (350)	7039174	1	12.70	REPAIR KIT (W/7040202-3-7-0502-3-7-7006-10)
71	Y (350)	7039202	1	12.70	REPAIR KIT (W/7041212-13-7047120)
71-72	Y (454)	7039222	1	12.70	REPAIR KIT (W/7041204-5-2216-17-7047116)
72	Y (350)	7039223	1	12.70	REPAIR KIT (W/7042202-03)
74	Y	7039268	1	N.L.	REPAIR KIT,
75	Y	7039272	1	16.85	REPAIR KIT,
76-77	Y	7039299	1	N.L.	REPAIR KIT,

3.725C CARBURETOR , Carter

64-65	Y (327) W/H/PER.	3851761	1	155.00	CARBURETOR (AFB 3720-S-2721-S)
-------	------------------	---------	---	--------	--------------------------------

3.725D REPAIR KIT , Carburetor (Carter) Minor

NOTE: REPAIR KIT (MINOR) CONSISTS OF PUMP, NEEDLE AND SEAT UNIT, AIR HORN GASKET, THERMOSTAT HOUSING COVER GASKET, CLIP AND GAGE.

62-65	Y (327) (EXC. H/PER., SP./H/PER.)	7039576	1		REPAIR KIT (W/3756677-6678-3779179-9180-3788245-8246-3826003-6005-3846246-6247) (NO. 900-132)
-------	-----------------------------------	---------	---	--	---

3.725E CARBURETOR -DIAPHRAGM, Holly

64-65	Y (327) W/SP./H/PER.	3849804	1	276.00	CARBURETOR (R-2818A) (MODEL 4150C)
66	Y (EXC. 427 H/PER.)	3890499	1	276.00	CARBURETOR (R-3605A)
66	Y (327) (EXC. A.I.R.)	3884505	1	276.00	CARBURETOR (R-3367A)
66	Y (427) W/SP./H/PER.	3886101	1	276.00	CARBURETOR (R-3247A)
67	Y (327) (EXC. A.I.R.)	3906631	1	296.00	CARBURETOR (R-3810A)
67	Y (427) W/4BC (EXC. A.I.R.)	3906633	1	306.00	CARBURETOR (R-3811A)
67-69	Y W/3/2BC	3902353	2	165.00	CARBURETOR, SECONDARY (FRT AND RR) (R-3659)
68-69	Y (427) W/3/2BC, M.T. (427) W/H.D., 4-SPD. (2ND DESIGN)	3940929	1	253.00	CARBURETOR, PRIMARY (R-4055-1A)
69	Y	3955205	1	484.00	CARBURETOR, PRIMARY (R-4296-A)
70	Y (350) W/SP. H/PER. (EXC. E.E.C.)	3972121	1	306.00	CARBURETOR (R-4555A)
70	Y (350) W/SP. H/PER., E.E.C.	3972123	1	320.00	CARBURETOR (R-4489A)
71	Y (454) W/M.T., SP. H/PER.	3986195	1	306.00	CARBURETOR (R-4803A)
71	Y (454) W/A.T., SP. H/PER.	3986196	1	306.00	CARBURETOR (R-4802A)
72	Y (350)	3999263	1	306.00	CARBURETOR (R-6239A)
72	Y W/HOLLEY 4BC	6273911	1	23.15	DIAPHRAGM, CARB CHOKE (HOLLEY 35R-1013-A)

FUEL-EXHAUST-CARBURETION

3.725F REPAIR KIT, Carburetor (holly) major

NOTE: REPAIR KITS CONSIST OF NECESSARY PARTS TO OVERHAUL 1 CARBURETOR INCLUDING JETS, NOZZLES, INTAKE NEEDLE AND SEAT, PUMP, LEVER, ETC.

67-69	Y W/3/2BC	3914110	2	20.90	REPAIR KIT, FRT AND RR (W/3902353) (85-R-2735)
67-69	Y W/3/2BC	3914113	1	21.80	REPAIR KIT, CTR (W/3902355-9872, 3940929-30) (85-R-2738)
72	Y W/4BC	6273916	1	53.75	REPAIR KIT (W/3999263) (HOLLEY 85R-5035)

3.725G REPAIR KIT, Carburetor (Holly) Minor

NOTE: REPAIR KITS (MINOR) CONSIST OF PUMP, NEEDLE AND SEAT UNIT, AIR HORN GASKET, THERMOSTAT HOUSING COVER GASKET, CLIP AND GAGE.

NOTE: NO MINOR REPAIR KIT RELEASED FOR FRT OR RR CARBS.(3902353). USE GASKET UNIT 3914109 AND NEEDLE UNIT 3889775 FOR MINOR REPAIR KIT APPLICATION.

57-64	Y W/F.I.	7017297	1	88.25	REPAIR KIT, FUEL INJ
64-66	Y (396, 427) W/SP. H/PER.	7039594	1	19.20	REPAIR KIT (W/3868826-3886101-3849804) (85-R-1474)
65-66	Y (396, 427) W/SP./H/PER.	7039594	1	19.20	REPAIR KIT (W/3868826-3886101)
69	Y (350) W/SP. H/PER.	7039594	1	19.20	REPAIR KIT (W/3959164)
70	Y (350) W/SP. H/PER. (EXC. E.E.C.)	7039594	1	19.20	REPAIR KIT (W/3972121) (85R-3466)

3.726 BAFFLE-GASKET-INSULATION-INSULATOR-STUD, Carburetor to Manifold

NOTE: REFER TO CHARTS END OF GROUP 3.000 FOR GROUP 3.724 THRU 3.859 1978 AND LATER CARBURETORS AND COMPONENT PARTS.

62-65	Y (327) W/H/PER.	3799354	1	2.25	BAFFLE, HEAT RADIATION
66	Y (EXC. SP. H/PER.)	3884575	1	2.45	BAFFLE, HEAT RADIATION (HOLLEY OR CARTER)
67	Y (327) (EXC. SP. H/PER.)	3884575	1	2.45	BAFFLE, HEAT RADIATION (HOLLEY OR CARTER)
69	Y	3884576	1	2.45	BAFFLE, HEAT RADIATION (ROCH.)
56-61	Y (283) W/4BC	3751050	1	.91	GASKET
62-65	Y (327) (EXC. H/PER., SP./H/PER., F.I.)	3743282	1	.56	GASKET
62-65	Y (327) W/H/PER.	3829012	1	.60	GASKET
65	Y (396) W/SP. H/PER.	682914	1	.56	GASKET
66	Y (427) W/SP. H/PER.	682914	1	.56	GASKET
67	Y (327) (EXC. SP. H/PER.)	3890495	1	.66	GASKET (HOLLEY AND CARTER)
67-69	Y (427) W/H.D.	682914	1	.56	GASKET
68-69	Y W/4BC (EXC. H.D., H/PER.)	3884574	1	.57	GASKET (ROCH.)
69	Y (350) W/SP. H/PER.	682914	1	.56	GASKET
70	Y (EXC. E.E.C., SP. H/PER.)	3967470	1	.52	GASKET
70	Y (350) W/SP. H/PER. (EXC. E.E.C.)	682914	1	.56	GASKET
82	Y(5.7)	14044605	1	4.05	GASKET, THROTTLE BODY INJ
70-71	Y (350) W/E.E.C., SP. H/PER.)	3999198	1	6.80	INSULATION, CARB HEAT
70	Y W/E.E.C. (EXC. SP. H/PER.)	3969837	1	6.45	INSULATION, CARB HEAT
62-65	Y (327) W/H/PER.	3828231	1	5.65	INSULATOR (W/1-1/4" X 3/8" EXT. TAB)
70	Y W/E.E.C. (EXC. SP. H/PER.)	3967466	AR	.37	INSULATOR, CARB BOLT
72-73	Y (350) (EXC. SP. H/PER.)	3998912	1	2.78	INSULATOR, CARB HEAT
72	Y (350) W/SP. H/PER.	3999259	1	7.05	INSULATOR, CARB HEAT
74-77	Y	354310	1	3.55	INSULATOR, CARB HEAT
82	Y(5.7-8)	14044659	3	.70	STUD, THROT BODY INJ(5/16-18 BOTH ENDS)

3.729 BODY, Carburetor

NOTE: REFER TO CHARTS END OF GROUP 3.000 FOR GROUP 3.724 THRU 3.859 1978 AND LATER CARBURETORS AND COMPONENT PARTS.

72	Y (350) W/ROCH. 4BC	7041878	1	71.90	BODY, THROTTLE (W/7042202-03)
73	Y (350) W/M.T. (EXC. SP. H/PER.)	7046827	1	74.25	BODY, THROTTLE
73	Y (350) W/A.T. (EXC. SP. H/PER.)	7046875	1	74.25	BODY, THROTTLE
73	Y (454)	7046774	1		BODY, THROTTLE
74	Y (350) W/A.T. (EXC. SP. H/PER.)	17050572	1	79.75	BODY, THROTTLE (W/17050580)
75	Y (EXC. SP. H/PER.)	17052239	1	79.75	BODY, THROTTLE (W/704522-23)
75	Y W/SP. H/PER.	17051923	1	68.80	BODY, THROTTLE (W/7045210-11)
76	Y (350-4BC) W/A.T. (EXC. H/PER.)	17051921	1	68.80	BODY, THROTTLE
76	Y (350-4BC) W/M.T.	17051923	1	68.80	BODY, THROTTLE
76	Y (350-4BC) W/A.T., H/PER.	17051923	1	68.80	BODY, THROTTLE
77	Y W/A.T. (M40), SP. H/PER.	17051923	1	68.80	BODY, THROTTLE
77	Y W/A.T. (M38)	17054405	1	71.90	BODY, THROTTLE

FUEL-EXHAUST-CARBURETION

3.729 BODY, Carburetor (Con't)

77	Y W/M.T.	17054406	1	71.90	BODY, THROTTLE
----	---------------	----------	---	-------	----------------------

3.730 HORN-SCREW, Carburetor Air

NOTE: REFER TO CHARTS END OF GROUP 3.000 FOR GROUP 3.724 THRU 3.859 1978 AND LATER
CARBURETORS AND COMPONENT PARTS.

73	Y	17054699	1	201.05	HORN
74	Y (350) (EXC. SP. H/PER.)	7048938	1	72.00	HORN
76	Y (350) (EXC. H/PER.)	17052990	1	74.00	HORN
76	Y (350) W/H/PER.	17053814	1	74.00	HORN
77	Y (EXC. M40, H/PER.)	17052990	1	74.00	HORN
77	Y W/A.T. (M40), H/PER.	17053814	1	74.00	HORN
64-66	Y (327, 396) W/SP. H/PER.	2367996	AR	.25	SCREW, FLOAT TO AIR HORN
67-72	Y W/HOLLEY CARB.	2367996	AR	.25	SCREW, FLOAT TO AIR HORN
68-77	Y	7029912	AR	.59	SCREW, TO AIR HORN (10-32 X 3)
68-77	Y	7031105	2	.26	SCREW, TO AIR HORN (8-32 X 1/2")
76-77	Y (350) W/4BC	7014699	5	.24	SCREW, CARB AIR HORN

3.734 BOWL-CAP-INSERT, Carburetor Float

NOTE: REFER TO CHARTS END OF GROUP 3.000 FOR GROUP 3.724 THRU 3.859 1978 AND LATER
CARBURETORS AND COMPONENT PARTS.

NOTE: ALL BODY ASMS FOR HOLLEY CARBS ARE FUEL METERING BODIES LOCATED BETWEEN THE
FUELBOWL AND THE AIR HORN.

64-65	Y (327) W/SP. H/PER.	3867989	1	10.35	BOWL, PRIM (HOLLEY NO. 34R-2538A) (W/3849804)
64-65	Y (327) W/SP./H/PER.	3966914	1	18.55	BOWL, SECD (HOLLEY NO. 34R-2541A) (W/3849804)
67	Y W/HOLLEY 4BC	3966913	1	18.55	BOWL, SECD (W/3906631-3-5-7)
67-69	Y W/3/2BC	3907107	1	32.00	BOWL, CTR (W/3902355-9872-3925516- 17)
70	Y (350) W/ROCH. 4BC (EXC. H/PER.)	7036839	1	70.75	BOWL (W/7040202-3-13-0502-3-13)
72	Y (350) W/ROCH. 4BC	7041876	1	73.50	BOWL (W/7042202-03)
73	Y (350) (EXC. SP. H/PER.)	7046826	1	73.25	BOWL
74	Y (454) W/A.T. (EXC. CALIF.) ..	17050521	1	71.75	BOWL
75	Y (350) (EXC. H/PER.)	17052989	1	101.00	BOWL
75	Y (350) W/H/PER. (EXC. A.C.) ..	17052962	1	83.55	BOWL
75	Y (350) W/A.T., A.C., H/PER. ..	17053983	1	101.00	BOWL
76	Y (350) (EXC. CALIF., H/PER.) ..	17053986	1	90.75	BOWL
76	Y (350) W/M.T., CALIF.	17052989	1	101.00	BOWL
76	Y (350) W/M.T., H/PER.	17053983	1	101.00	BOWL
77	Y W/A.T. (M40), H/PER.	17053983	1	101.00	BOWL
77	Y W/A.T. (M38) (EXC. H/PER.) ..	17055081	1	101.00	BOWL
70-71	Y (350) (EXC. H/PER., SP. H/PER.)	3928101	1	.37	CAP, DVTR VLV VAC SOURCE TUBE
73-74	Y (350) (EXC. SP. H/PER., CALIF.)	3928101	1	.37	CAP, DVTR VLV VAC SOURCE TUBE
73-74	Y (454)	3928101	1	.37	CAP, DVTR VLV VAC SOURCE TUBE
74-82	Y	343350	1	.53	CAP, VAL PIPE (.218 DIA)
68	Y W/ROCH. 4BC	7034361	1	2.73	INSERT, BOWL
70-74	Y W/ROCH. 4BC	7037319	1	2.73	INSERT, BOWL
75-77	Y	7041471	1	2.73	INSERT, BOWL

3.738 GASKET, Carburetor Float Bowl to Cover (or Air Horn)

NOTE: REFER TO CHARTS END OF GROUP 3.000 FOR GROUP 3.724 THRU 3.859 1978 AND LATER
CARBURETORS AND COMPONENT PARTS.

75	Y	7042998	AR	1.48	GASKET
76-77	Y	17051797	1	1.00	GASKET, AIR HORN

3.740 BAFFLE-FILTER-FITTING-GASKET-NUT-PIPE-RING-SCREEN-SCREW-SPACER-SPRING, Carburetor and Fuel Meter Fuel Inlet

NOTE: REFER TO CHARTS END OF GROUP 3.000 FOR GROUP 3.724 THRU 3.859 1978 AND LATER
CARBURETORS AND COMPONENT PARTS.

64-66	Y W/SP. H/PER.	3912152	1	.51	BAFFLE, CARB FUEL BOWL (PRIM) (HOLLEY NO. 59R-34) (W/3849804, 3868864-3874898-5964-6749- 3882835-4505-3890499-2341)
64-66	Y W/SP. H/PER.	3912154	1	.51	BAFFLE, CARB FUEL BOWL (SECD) (HOLLEY NO. 5-9R-35) (W/3849804, 3868864-3874898-5964-6749- 3882835-4505-3890499-2341)
67	Y W/HOLLEY 4BC	3912152	1	.51	BAFFLE, CARB FUEL BOWL (PRIM) (W/3906631-3-5-7)
67	Y W/HOLLEY 4BC	3912154	1	.51	BAFFLE, CARB FUEL BOWL (SECD) (W/3906631-3-5-7)

FUEL-EXHAUST-CARBURETION

3.740 BAFFLE-FILTER-FITTING-GASKET-NUT-PIPE-RING-SCREEN-SCREW-SPACER-SPRING, Carburetor and Fuel Meter Fuel Inlet (Con't)

68-69	Y (427) W/H/PER.	7031365	1	.87	BAFFLE, CARB FLOAT BOWL (W/7028209-16-7029204-15)
70-77	Y	7031365	1	.87	BAFFLE
66	Y	7013404	1	N.L.	FILTER, CARB FUEL INLET
67-72	Y W/HOLLEY CARB.	7013404	1	N.L.	FILTER, CARB FUEL INLET
70-71	Y W/ROCH. 4BC	5651393	1	N.L.	FILTER, CARB FUEL FILTER INLET
73-74	Y	5651393	1	N.L.	FILTER, CARB FUEL FILTER INLET
75	Y	5650906	1	N.L.	FILTER, CARB FUEL INLET
76-77	Y	5651803	1	N.L.	FILTER, FUEL INLET
65	Y (396)	3889776	2	3.15	FITTING, CARB FUEL INLET
66	Y (427) W/SP. H/PER.	3889776	2	3.15	FITTING (W/3884505-6091-6101-3890499)
67	Y (327)	3889776	2	3.15	FITTING (W/3906631-5)
68-69	Y (427) W/H.D.	3889776	2	3.15	FITTING (W/3925519-3955205)
70-72	Y (350) W/HOLLEY 4BC, SP. H/PER.	3889776	2	3.15	FITTING (W/3967487-3972121-23-3989021-3999263)
59-66	Y W/CARTER 4BC	7013584	1	.24	GASKET, FUEL INLET FILTER (CARTER 121-319)
71	Y W/ROCH. 4BC	7032508	AR	.46	GASKET, GAS PIPE CONNECTOR CARB. END (7/8" I.D.-1 1/16" O.D. X 1/32" THK.)
72-77	Y	7024281	1	.24	GASKET, FILTER NUT
68-71	Y W/ROCH. 4BC	7040955	1	3.19	NUT, CARB FUEL FILTER
72-74	Y W/ROCH. 4BC	7045605	1	3.19	NUT, FILTER, CARB FUEL INLET
75	Y	7048873	1	4.37	NUT, FUEL INLET FILTER
76-77	Y	17051254	1	4.20	NUT, FUEL INLET FILTER
64-65	Y (327) W/SP. H/PER.	2367995	1	3.50	PIPE, FUEL PRIM TO SECD FLOAT BOWL (W/3849804) (HOLLEY 14R-320)
66-67	Y	3881433	1	.34	RING, RET (HOLLEY 36R-284) (W/3882835-4505-3886091-6101-3890499-2341-3902355-6631-3-5-7-9872)
68	Y (427)	3881433	1	.34	RING (W/3923289-5516-17-19)
69-70	Y W/HOLLEY 3/2BC, 4BC	3881433	1	.34	RING
64-65	Y W/SP. H/PER.	3852482	1	1.10	SCREEN, FUEL FILTER (HOLLEY 57R-35)
57-61	Y W/F.I.	7019709	1	.05	SCREW, INLET CUP(3.752)
71-72	Y W/HOLLEY 4BC	3979503	1	4.25	SPACER, CARB FUEL BOWL (W/3967487)
71-72	Y W/HOLLEY 4BC	3979504	1	4.25	SPACER, CARB METER BODY (W/3967487)
66-72	Y W/4BC	7034356	2	.58	SPRING, CARB FUEL FILTER
72-75	Y W/ROCH. 4BC	7030588	1	.32	SPRING, CARB FUEL FILTER
76-77	Y	7043568	1	.32	SPRING, FUEL FILTER

3.741 SCREW, Carburetor Body

NOTE: REFER TO CHARTS END OF 3.000 GROUP FOR GROUP 3.724 THRU 3.859 1978 AND LATER CARBURETORS AND COMPONENT PARTS.

64-65	Y (327, 396) W/SP. H/PER.	2368004	1	.84	SCREW, W/LW (BODY TO AIR HORN) (HOLLEY 5R567) (W/3868826-8864-9933-3874898-58-5904-6747-3882835-5067-6101-3890499-2341-3986195-3989021-3999263)
66	Y	2368004	1	.84	SCREW, W/LW (BODY TO AIR HORN) (HOLLEY 5R567) (W/3868826-8864-9933-3874898-58-5904-6747-3882835-5067-6101-3890499-2341-3986195-3989021, 3999263)
67-72	Y W/HOLLEY CARB.	2368004	1	.84	SCREW
69-79	Y	7035790	3	.26	SCREW, THROTTLE BODY

3.745 FLOAT, Carburetor and Fuel Meter

NOTE: REFER TO CHARTS END OF GROUP 3.000 FOR GROUP 3.724 THRU 3.859 1978 AND LATER CARBURETORS AND COMPONENT PARTS.

NOTE 1: USED WITH DIE CAST F.I. ASM.

58-65	Y W/F.I.	7014914	1	3.85	FLOAT (W/7014900-7200-7250-7300-7310-7320-7355-7360-75-80) (NOTE 1)
65	Y (396)	3877164	1	3.35	FLOAT (HOLLEY 16R-420A) (W/3868826-3869933-3886101-3999263)
66	Y (427) W/SP. H/PER.	3877164	1	3.35	FLOAT (HOLLEY 16R-420A) (W/3868826-3869933-3886101-3999263)
67-69	Y (427) W/H.D.	3877164	2	3.35	FLOAT
67-69	Y W/3/2BC	3877164	2	3.35	FLOAT
68	Y (327)	7034399	1	5.85	FLOAT (W/7028207-08-12-13-19)

FUEL-EXHAUST-CARBURETION

3.745 FLOAT , Carburetor and Fuel Meter (Con't)

68	Y (427) W/H/PER.	7033752	1	N.L.	FLOAT (W/7028209-16)
69-74	Y W/ROCH. 4BC	7037705	1	N.L.	FLOAT
70-72	Y W/HOLLEY 4BC	3877164	2	3.35	FLOAT
75-76	Y	7041468	1	5.85	FLOAT
77	Y	7043379	1	N.L.	FLOAT

3.747 PIN-PLUG-SPRING, Carburetor and Fuel Meter Float Lever

NOTE: REFER TO CHARTS END OF GROUP 3.000 FOR GROUP 3.724 THRU 3.859 1978 AND LATER
CARBURETORS AND COMPONENT PARTS.

57-65	Y W/F.I.	7010037	1	.17	PIN, HINGE
69-74	Y W/ROCH. 4BC	7037317	1	.72	PIN, HINGE
75-77	Y	7041469	1	.72	PIN, HINGE
64-65	Y (327, 396) W/SP. H/PER.	3852466	2	.51	PLUG, FUEL LVL CHECK (HOLLEY 7R-225)
66	Y (427) W/SP. H/PER.	3852466	2	.51	PLUG, FUEL LVL CHECK (HOLLEY 7R-225)
67-69	Y (427) W/H.D.	3852466	2	.51	PLUG, FUEL LVL CHECK (HOLLEY 7R-225)
67-69	Y W/3/2BC	3852466	2	.51	PLUG, FUEL LVL CHECK (HOLLEY 7R-225)
70-72	Y W/HOLLEY 4BC	3852466	2	.51	PLUG, FUEL LVL CHECK (HOLLEY 7R-225)
66	Y	3867993	AR	.50	SPRING, FLOAT (W/3849804-3868864- 3874895-3882835-4505-6091- 3890499-2341)
67	Y W/HOLLEY 4BC	3867993	AR	.50	SPRING, FLOAT (W/3849804-3868864- 3874898-3882835-4505-6091- 3890499-2341)

3.750 CHOKE HOUSING KIT-COIL-COVER-GASKET-PIPE-PLATE-RELAY-RETAINER-SCREW-THERMOSTAT-WASHER , Automatic Choke Control

NOTE: REFER TO CHARTS END OF GROUP 3.000 FOR GROUP 3.724 THRU 3.859 1978 AND LATER
CARBURETORS AND COMPONENT PARTS.

NOTE 1: ALSO LISTED IN FUEL INJECTION SUB-HEADING.

75-76	Y	17055545	1	10.70	CHOKE HOUSING KIT
77	Y W/A.T. (M40)	17055545	1	10.70	CHOKE HOUSING KIT
77	Y W/A.T. (M38)	17055546	1	10.70	CHOKE HOUSING KIT
75-77	Y	17051918	1	9.60	COIL, W/GSKT
64	Y W/SP. H/PER.	3852481	1	6.15	COVER, W/COIL (HOLLEY 47R-116A)
66-67	Y (8 CYL.) (EXC. 283)	3864866	1	1.25	COVER, AUTO CHOKE THERM
67	Y (327, 427)	3864866	1	1.25	COVER, AUTO CHOKE THERM
69-70	Y (350)	3864866	1	1.25	COVER, AUTO CHOKE THERM
70	Y (454)	14006795	1	1.50	COVER, AUTO CHOKE
71-74	Y	14006795	1	1.50	COVER, AUTO CHOKE
55-65	Y W/4BC, DUAL 4BC	7000610	1	.32	GASKET, COIL HSG (CARTER 121-78)
59-65	Y (327) W/CARTER 4BC, H/PER.	1423131	2	.66	GASKET, CHOKE HSG (CARTER 20-43) (W/3846246-3851761-2-5581)
63-65	Y W/F.I.	7002760	1	.17	GASKET, THERM HSG CVR (NOTE 1)
75-79	Y	17050961	1	.32	GASKET, THERM CVR
75-77	Y	14006748	1	.84	PIPE, CHOKE AIR
63-65	Y W/F.I.	7006643	1	.58	PLATE, THERM BAFFLE (NOTE 1)
81	Y (1ST DES) 14039662 14004999		1	3.50	RELAY, CHOKE HTR CONT (W/POLARIZING PIN)
55-61	Y (8 CYL.)	7000614	AR	.24	RETAINER, THERM HSG CVR
62-65	Y W/F.I.	7000614	AR	.24	RETAINER, THERM HSG CVR
75-77	Y	7000614	AR	.24	RETAINER, THERM HSG CVR
64-65	Y (327, 396) W/SP. H/PER.	3852461	3	.30	SCREW, HSG W/L/WASHER (HOLLEY 5R- 569) (W/3849804)
75-77	Y	7038808	1	.33	SCREW, CHOKE HSG. BOWL
65-66	Y (396, 427) (EXC. SP. H/PER.)	3946093	1	6.25	THERMOSTAT
66	Y (327, 427) W/SP. H/PER.	3887148	1	5.90	THERMOSTAT
67	Y	3887148	1	5.90	THERMOSTAT
68	Y (327)	3927190	1	6.20	THERMOSTAT
68-69	Y (427)	3887148	1	5.90	THERMOSTAT
69	Y (350) (EXC. SP. H/PER.)	3946093	1	6.25	THERMOSTAT
69-70	Y (350) W/SP. H/PER.	3887148	1	5.90	THERMOSTAT
70	Y (350) (EXC. SP. H/PER.)	3973497	1	5.00	THERMOSTAT
70	Y (454) W/4BC (EXC. H.D.)	3989060	1	6.25	THERMOSTAT
71	Y (350) (EXC. SP. H/PER.)	3989060	1	6.25	THERMOSTAT
71-72	Y (350) W/SP. H/PER.	3989061	1	6.95	THERMOSTAT
71	Y (454) W/H/PER.	3992082	1	6.25	THERMOSTAT
72	Y (350) (EXC. SP. H/PER.)	3998940	1	6.65	THERMOSTAT
72	Y (454)	6272732	1	6.65	THERMOSTAT
73-74	Y (350)	326079	1	N.L.	THERMOSTAT
73-74	Y (454)	6272736	1	6.65	THERMOSTAT
66	Y (427) W/H/PER.	3876794	1	.25	WASHER (1/8 I.D. X 3/4 O.D. X 1/16 THICK) AUTOMATIC CHOKE THERMOSTAT COVER

FUEL-EXHAUST-CARBURETION

3.751 SCREW-VALVE , Carburetor Choke

NOTE: REFER TO CHARTS END OF GROUP 3.000 FOR GROUP 3.724 THRU 3.859 1978 AND LATER
CARBURETORS AND COMPONENT PARTS.

53-64	Y	342146	AR	.32	SCREW, VLV (CARTER 39-11) (3.761)
62-65	Y W/F.I.	7007627	2	.17	SCREW, VLV (NO. 6-32 X 17/64" O.L.)
64-66	Y (327, 396) W/SP. H/PER.	2285775	2	.30	SCREW, VLV (5 R-4)
67-72	Y W/HOLLEY CARB.	2285775	2	.30	SCREW, VLV (5 R-4)
68-79	Y W/ROCH. 4BC	7029866	2	.24	SCREW, VLV
69	Y (427) (ROCH. 4BC W/T.H. 400) W/H/PER.	7020926	2	.17	SCREW, COMP CVR
64-66	Y (327, 396) W/SP. H/PER.	3852460	1	.51	VALVE (HOLLEY 2R-388)
67	Y W/HOLLEY 4BC	3852460	1	.51	VALVE (HOLLEY 2R-388)
70-72	Y W/HOLLEY 4BC	3852460	1	.51	VALVE (HOLLEY 2R-388)
71-74	Y W/ROCH. 4BC	7036021	1	1.42	VALVE (ROCHESTER)
75-77	Y	7048904	1	1.95	VALVE

3.752 CLIP-LEVER-RETAINER-ROD-SCREW-SEAL-SHAFT , Carburetor and Fuel Injection Choke

NOTE: REFER TO CHARTS END OF GROUP 3.000 FOR GROUP 3.724 THRU 3.859 1978 AND LATER
CARBURETORS AND COMPONENT PARTS.

67-70	Y	7003137	AR	.17	CLIP, CHOKE ROD, PUMP CONNECTOR
71-72	Y	3989067	1	.30	CLIP, CHOKE ROD TO CARB (3.425)
68-74	Y W/ROCH. 4BC	7027270	1	1.42	LEVER, SECD LOCKOUT
68-77	Y W/ROCH. 4BC	7031231	1	1.00	LEVER, INTER
75-77	Y	7041473	1	2.07	LEVER, SECD LOCKOUT
75-76	Y	7041542	1	1.24	LEVER, CHOKE
76-77	Y	7041499	1	.52	LEVER, CHOKE COIL
76	Y	17050754	1	3.90	LEVER, W/SHAFT INTER. CHOKE
53-55	Y (6 CYL.)	838884	1	.26	RETAINER, LVR
64-65	Y (327, 396) W/SP. H/PER.	2315470	1	.49	RETAINER, CHOKE ROD (HOLLEY 48R-31) (W/3849804)
67-69	Y (427) W/H.D.	2315470	1	.49	RETAINER (W/3886091-3925519-3955205-3967481-87)
66-67	Y (EXC. 3/2BC)	3881440	1	.74	ROD, CARB CHOKE (W/3882835-4505-6101-3890499-2341-3906631-3-5-7)
66-67	Y (327) W/SP. H/PER.	3917616	1	6.20	ROD, AUTO CHOKE
68-69	Y	3896970	1	3.20	ROD, AUTO CHOKE THERM CVR AND ROD
68-69	Y W/ROCH. 4BC	7036067	1	1.66	ROD, CARB CHOKE
69	Y (350) W/SP. H/PER.	3917616	1	6.20	ROD, AUTO CHOKE
70	Y (350) (EXC. SP. H/PER., E.E.C.)	3970080	1	1.85	ROD, AUTO CHOKE (W/3972134)
70	Y (350) W/SP. H/PER., E.E.C.	3917616	1	6.20	ROD, AUTO CHOKE
70	Y W/HOLLEY 4BC	3881440	1	.74	ROD (W/3972121-23)
70-74	Y W/ROCH. 4BC	7037557	1	1.12	ROD, CARB CHOKE
71	Y (350) (EXC. SP. H/PER.)	3989046	1	1.10	ROD, AUTO CHOKE
71-72	Y (350) W/SP. H/PER.	3989057	1	1.70	ROD, AUTO CHOKE
71	Y (454) W/H/PER.	3989382	1	1.65	ROD, AUTO CHOKE
72-73	Y (350) (EXC. SP. H/PER.)	3998966	1	3.45	ROD, AUTO CHOKE
72-74	Y (454)	3999278	1	.71	ROD, AUTO CHOKE
72	Y W/ROCH. 4BC	7024256	1	1.12	ROD, INTER CHOKE
73-74	Y (350)	7024256	1	1.12	ROD, INTER CHOKE
73-74	Y (454)	7041178	1	1.12	ROD, INTER CHOKE
74	Y (350)	3998966	1	3.45	ROD, AUTO CHOKE
75-77	Y	7041472	1	2.70	ROD, CARB CHOKE
57-61	Y W/F.I.	7019709	1	.05	SCREW, ATTACH CHOKE VALVE, TRIP LEVER (6-32 X 5/16")
58-77	Y	7019709	1	.05	SCREW, TRIP LEVER (6-32 X 5/16")
60-65	Y	7019709	1	.05	SCREW, ATTACH CHOKE VALVE, TRIP LEVER (6-32 X 5/16")
63	Y W/CARTER 4BC, DUAL 4BC	7019707	1	.05	SCREW, CHOKE CONTROL BRACKET (10-24 X 5/8) (W/7023009-10-22-5125-7100-7105-06-25-9105-07-05-08-22-23-25-7037100-05-25)
73	Y	7029866	2	.24	SCREW, CARB CHOKE VLV
64-66	Y (327, 396) W/SP. H/PER.	3852471	1	.32	SEAL, CHOKE ROD (HOLLEY 27R-238)
67-69	Y (427) W/SP. H/PER., H.D.	3852471	1	.32	SEAL, CHOKE ROD (HOLLEY 27R-238)
67-69	Y W/3/2BC	3852471	1	.32	SEAL, CHOKE ROD (HOLLEY 27R-238)
70-72	Y W/HOLLEY 4BC	3852471	1	.32	SEAL, CHOKE ROD (HOLLEY 27R-238)
75-77	Y	7037569	1	.60	SEAL, INTER CHOKE SHAFT
75-77	Y	7043367	1	.60	SEAL, CHOKE HSG BOWL
64-65	Y W/SP. H/PER.	2367952	1	2.25	SHAFT (ROD TO PLATE) (HOLLEY NO. 3R-278A) (W/3849804)
70-72	Y W/ROCH. 4BC	7038855	1	3.90	SHAFT, W/LVR, CARB CHOKE
73-74	Y (350)	7038855	1	3.90	SHAFT, W/LVR, CARB CHOKE
73-74	Y (454)	7047614	1	3.90	SHAFT, W/LVR

FUEL-EXHAUST-CARBURETION

3.752 CLIP-LEVER-RETAINER-ROD-SCREW-SEAL-SHAFT, Carburetor and Fuel Injection Choke (Con't)

75-77	Y	7038259	1	7.85	SHAFT, CARB CHOKE
77	Y	17050754	1	3.90	SHAFT, W/LVR, INTER CHOKE

3.755 CONNECTOR-CONTROL-LINK-ROD-SCREW, Carburetor

NOTE: REFER TO CHARTS END OF GROUP 3.000 FOR GROUP 3.724 THRU 3.859 1978 AND LATER
CARBURETORS AND COMPONENT PARTS.

70	Y W/HOLLEY 4BC	3979424	1	1.65	CONNECTOR, FUEL INLET (W/3972121-23)
68	Y W/ROCH. 4BC	7038960	1	6.10	CONTROL
69	Y W/ROCH. 4BC	7038239	1	6.75	CONTROL
70-71	Y W/ROCH. 4BC	7043674	1	14.35	CONTROL, W/BRKT, CHOKE VAC
70-71	Y W/ROCH. 4BC	7043676	1	8.25	CONTROL, CHOKE VAC
72	Y W/ROCH. 4BC	7044901	1	14.35	CONTROL, W/BRKT, VAC BRK
72	Y W/ROCH. 4BC	7044903	1	8.25	CONTROL, CHOKE VAC
73	Y (350) (EXC. SP. H/PER.)	7040181	1	8.30	CONTROL, CHOKE VAC
73	Y (350) (EXC. SP. H/PER.)	7048787	1	14.35	CONTROL, W/BRKT, VAC BRK
73	Y (454)	7040384	1	8.30	CONTROL, CHOKE VAC
73	Y (454)	7047872	1	14.35	CONTROL, W/BRKT, VAC BRK
74-75	Y (350) (EXC. SP. H/PER.)	7048206	1	8.30	CONTROL, CHOKE VAC
74	Y (350) (EXC. SP. H/PER.)	7048899	1	14.35	CONTROL, W/BRKT, VAC BRK
74-75	Y (350) W/SP. H/PER.	7048211	1	8.30	CONTROL, CHOKE VAC
74	Y (454)	7048200	1	8.30	CONTROL, CHOKE VAC
74	Y (454)	7048884	1	14.35	CONTROL, W/BRKT, VAC BRK
75	Y	17050756	1	13.80	CONTROL, W/BRKT, AUX VAC BRK
75-76	Y (350) W/H/PER.	17053201	1	14.35	CONTROL, W/BRKT, VAC BRK
76	Y (350) (EXC. H/PER.)	17050759	1	14.35	CONTROL, W/BRKT, VAC BRK
77	Y W/A.T. (M38)	17050759	1	14.35	CONTROL, W/BRKT, VAC BRK
77	Y W/A.T. (M40)	17053201	1	14.35	CONTROL, W/BRKT, VAC BRK
75-76	Y	7043447	1	2.90	LINK, AUX VAC BRK
68-69	Y W/ROCH. 4BC	7038167	1	.99	ROD, VAC CONT
70-71	Y W/ROCH. 4BC	7029075	1	1.14	ROD, CHOKE VAC CONT
72-74	Y W/ROCH. 4BC	7024257	1	1.14	ROD, CHOKE VAC CONT
75-77	Y	7041527	1	2.07	ROD, VAC BRK
64-65	Y (327, 396) W/SP. H/PER.	2285812	4	.26	SCREW, W/LW, SECD DIAPH CVR (5R-370)
66	Y	2285812	4	.26	SCREW, W/LW, SECD DIAPH CVR (5R-370)
67-72	Y W/HOLLEY 4BC	2285812	4	.26	SCREW, W/LW, SECD DIAPH CVR (5R-370)
67-69	Y W/3/2BC	2285812	4	.26	SCREW, FRT AND RR (W/3902353-3935215)
68-74	Y W/ROCH. 4BC	7031925	1	.31	SCREW, VAC CONT
75	Y	7043682	2	.44	SCREW, AUX VAC CONT (3.444)
75-77	Y	17050732	1	.31	SCREW, CONT ATTACH

3.757 CARRIER-PLUG-SPRING, Carburetor Air Valve

NOTE: REFER TO CHARTS END OF GROUP 3.000 FOR GROUP 3.724 THRU 3.859 1978 AND LATER
CARBURETORS AND COMPONENT PARTS.

73-75	Y	327688	1	11.45	CARRIER, AIR CONT VLV
74-75	Y	3762180	1	.41	PLUG, CONT VLV (8.024)
66-77	Y W/ROCH. 4BC	7035344	1	3.96	SPRING, W/CAM

3.758 DIAPHRAGM, Carburetor Throttle

NOTE: REFER TO CHARTS END OF GROUP 3.000 FOR GROUP 3.724 THRU 3.859 1978 AND LATER
CARBURETORS AND COMPONENT PARTS.

64-65	Y (327, 396) W/SP. H/PER.	3852474	1	3.85	DIAPHRAGM, W/ROD (SECD) (HOLLEY 35R-235A)
66	Y	3852474	1	3.85	DIAPHRAGM, W/ROD (SECD) (HOLLEY 35R-235A)
67-69	Y (427) W/H.D.	2367971	1	4.30	DIAPHRAGM, SECD (W/3886091-3925519-3955205)
67	Y W/HOLLEY 4BC (EXC. H.D. 427)	3852474	1	3.85	DIAPHRAGM, W/ROD (SECD) (HOLLEY 35R-235A)
69-72	Y W/HOLLEY 4BC	3852474	1	3.85	DIAPHRAGM, W/ROD (SECD) (HOLLEY 35R-235A) (W/3849804-3868826-8864-9933-3874898-5964-6741-3882835-4505-6101)

3.761 SCREW-SPRING-WASHER, Carburetor Throttle Valve and Throttle Lever Adjusting

NOTE: REFER TO CHARTS END OF GROUP 3.000 FOR GROUP 3.724 THRU 3.859 1978 AND LATER
CARBURETORS AND COMPONENT PARTS.

55-66	Y W/CARTER 4BC, DUAL 4BC	342146	AR	.32	SCREW (SLTD. RD. HD. NO. 3-48 X 7/32")
-------	--------------------------	--------	----	-----	--

FUEL-EXHAUST-CARBURETION

3.761 SCREW-SPRING-WASHER, Carburetor Throttle Valve and Throttle Lever Adjusting (Con't)

63-65	Y W/F.I.	3960392	1	.30	SCREW, THROTTLE SHAFT AND LVR
68-77	Y W/ROCH. 4BC	3960392	1	.30	SCREW, AIR METER IDLE ADJUSTMENT (NO. 10-32 X 13/16")
64-65	Y (327, 396) W/SP. H/PER.	2285846	1	.54	SPRING, ADJ. SCREW
66-72	Y W/HOLLEY 4BC	2285846	1	.54	SPRING, ADJ SCREW
67-69	Y W/3/2BC	2285846	1	.54	SPRING, PRIM (38R-110)
64-65	Y (327, 396) W/SP. H/PER.	810794	1	.50	WASHER, CONN ROD (HOLLEY 46R-25)
66-67	Y (EXC. 3/2BC)	810794	1	.50	WASHER, CONN ROD (HOLLEY 46R-25)

3.762 BAR-LEVER-ROD, Carburetor Throttle

NOTE: REFER TO CHARTS END OF GROUP 3.000 FOR GROUP 3.724 THRU 3.859 1978 AND LATER CARBURETORS AND COMPONENT PARTS.

67-69	Y W/3/2BC	3907112	2	3.70	BAR, THROTTLE CONN (CTR) (W/3902355-9872-3925516-17)
66	Y	3881408	1	.79	LEVER, CHOKE CONT (W/3868864-3874898-5964-3882835-5067-6091-6101-3890499-2341)
67-70	Y W/HOLLEY 4BC	3881408	1	.79	LEVER, CTR
67-69	Y W/3/2BC	3881408	1	.79	LEVER, CTR
67-69	Y W/3/2BC	3921954	1	2.55	ROD, CTR TO FRT CARB
67-69	Y W/3/2BC	3921959	1	5.80	ROD, CTR RR CARB

3.763 SPRING, Carburetor Diaphragm Return

NOTE: REFER TO CHARTS END OF GROUP 3.000 FOR GROUP 3.724 THRU 3.859 1978 AND LATER CARBURETORS AND COMPONENT PARTS.

68-72	Y	335127	1	.96	SPRING
-------	---	--------	---	-----	--------

3.765 CONNECTOR-CONTROL, Carburetor Vacuum

NOTE: REFER TO CHARTS END OF GROUP 3.000 FOR GROUP 3.724 THRU 3.859 1978 AND LATER CARBURETORS AND COMPONENT PARTS.

67	Y W/3/2BC, A.I.R.	2446056	1	.98	CONNECTOR, INLET MANIF VAC (3.704)
75	Y	17050759	1	14.35	CONTROL, W/BRKT, VAC BRK(3.755)

3.766 CAM-LEVER-SCREW-SPRING-VALVE, Carburetor and Fuel Injection Fast Idle

NOTE: REFER TO CHARTS END OF GROUP 3.000 FOR GROUP 3.724 THRU 3.859 1978 AND LATER CARBURETORS AND COMPONENT PARTS.

68	Y (327) W/M.T., ROCH. 4BC	7038844	1	2.65	CAM, FAST IDLE (W/7028207-13-19)
68	Y (327) W/A.T., ROCH. 4BC	7038845	1	2.00	CAM, FAST IDLE (W/7028208-12)
69	Y (ROCH. 4BC W/T.H. 400) (350) (EXC. H/PER.)	7038845	1	2.00	CAM (W/7029200-02-04-14-15-23-24)
69	Y W/ROCH. 4BC (350, 427) (EXC. A.T., SP.H/PER.)	7038844	1	2.65	CAM
69	Y W/T.H. 400 (ROCH. 4BC W/H/PER.) (427)	7038845	1	2.00	CAM (W/7029200-02-04-14-15-23-24)
71-72	Y W/ROCH. 4BC	7042723	1	5.95	CAM, FAST IDLE (W/7041204-5-12-13)
73-74	Y (350)	7047876	1	5.95	CAM
73-74	Y (454)	7047378	1	5.95	CAM
75-77	Y	17051176	1	5.95	CAM
71-74	Y W/ROCH. 4BC	7043634	1	1.48	LEVER, CAM FOLLOWER
73-74	Y	7030677	1	1.95	LEVER, CAM TRIP (ROCH.)
75-77	Y	7041497	1	1.59	LEVER, CAM FOLLOWER
75-77	Y	7041498	1	2.25	LEVER, FAST IDLE
77	Y	7041542	1	1.24	LEVER, CHOKE
65-69	Y	7019709	AR	.05	SCREW, CHOKE ROD THROTTLE LVR (3.752)
68-74	Y W/ROCH. 4BC	7029899	1	.37	SCREW, CAM ADJ.
68-74	Y W/ROCH. 4BC	7035523	1	.52	SCREW, FAST IDLE LVR
69-77	Y	3960392	1	.30	SCREW, THROTTLE ADJ
75-77	Y	7036079	1	.52	SCREW, FAST IDLE LVR ATTACH
75-77	Y	7044794	1	.34	SCREW, FAST IDLE ADJ
63-65	Y W/F.I.	7003176	1	.17	SPRING, AIR METER IDLE STOP SCREW
68-77	Y W/ROCH. 4BC	7029900	1	.45	SPRING, FAST IDLE SCREW
68-74	Y W/ROCH. 4BC	7035772	1	.52	SPRING, FAST IDLE CAM LVR
72-77	Y W/ROCH. 4BC	7003176	1	.17	SPRING, FAST IDLE STOP SCREW
75-77	Y	17051494	1	.52	SPRING, CAM LVR
58-64	Y W/F.I.	7017090	1	63.50	VALVE, CRANKING SIGNAL (W/7014900-7200-7250-7310-7320-7355-7360)

3.767 SCREW, Carburetor and Fuel Injection Fast Idle Cam

NOTE: REFER TO CHARTS END OF GROUP 3.000 FOR GROUP 3.724 THRU 3.859 1978 AND LATER CARBURETORS AND COMPONENT PARTS.

57-65	Y W/F.I.(396)	17067076	1	9.05	SCREW, ATTACH (12-28 X 3/8" X 3/16" DIA SHL DR)
-------	---------------	----------	---	------	---

FUEL-EXHAUST-CARBURETION

3.767 SCREW, Carburetor and Fuel Injection Fast Idle Cam (Con't)

76-77 Y 7036079 1 .52 SCREW, FAST IDLE LVR ATTACH

3.774 NOZZLE, Carburetor

NOTE: REFER TO CHARTS END OF GROUP 3.000 FOR GROUP 3.724 THRU 3.859 1978 AND LATER
CARBURETORS AND COMPONENT PARTS.

65 Y (396) 2367980 1 3.50 NOZZLE, PUMP DISCHARGE (HOLLEY NO.
21R-572-25) (W/3868826-8864-
3875964-3884505-2835-3890499)
66 Y (EXC. A.I.R.) 2367980 1 3.50 NOZZLE, PUMP DISCHARGE (HOLLEY NO.
21R-572-25) (W/3868826-8864-
3875964-3884505-2835-3890499)
67 Y (P.G. W/3/2BC) 2367980 1 3.50 NOZZLE (W/3909872)
67 Y W/HOLLEY 4BC 2367980 1 3.50 NOZZLE (W/3906631-3-5)
69-72 Y (HOLLEY 4BC W/SP. H/PER.)
(350, 454) 2367980 1 3.50 NOZZLE (W/3986195-96-3989021-
3999263)
69 Y (3/2BC W/T.H. 400)
W/H/PER. (427) 2367980 1 3.50 NOZZLE (W/3940930-3955516)

3.792 JET, Carburetor Metering Rod, with Gasket

NOTE: REFER TO CHARTS END OF GROUP 3.000 FOR GROUP 3.724 THRU 3.859 1978 AND LATER
CARBURETORS AND COMPONENT PARTS.

NOTE: STAMP ON TOP OR SIDE OF JET DENOTES ORIFICE DIAMETER IN THOUSANDS.

57-61 Y W/DUAL 4BC 1459366 2 3.15 JET, PRIM (CARTER 120-166)
(W/3744002-04-3772600-3785554) ...
66 Y (327) (EXC. A.I.R.) 2337804 2 .71 JET, PRIM (W/3884505)
68 Y (327) W/SP. H/PER. 7031966 1 1.66 JET, PRIM (W/7028219) (90 DEGREE
APPROACH)
68-69 Y W/ROCH. 4BC (EXC. 327 SP.
H/PER. 350) 7031971 2 1.66 JET, PRIM (90 DEGREE APPROACH)
69 Y (350) W/ROCH. 4BC, H/PER. 7031966 1 1.66 JET (W/7029207)(90 DEGREE
APPROACH)
70 Y (350) W/ROCH. 4BC 7031976 1 1.66 JET, MAIN (90 DEGREE APPROACH)
70 Y (454) W/ROCH. 4BC 7031978 1 1.66 JET, MAIN (90 DEGREE APPROACH)
71-72 Y (350) W/ROCH. 4BC 7031974 1 1.66 JET, MAIN (90 DEGREE APPROACH)
71-73 Y (454) W/ROCH. 4BC 7031977 2 1.66 JET, PRIM (90 DEGREE APPROACH)
73 Y (350) (EXC. SP. H/PER.) 7031978 1 1.66 JET, MAIN (90 DEGREE APPROACH)
73 Y (350) W/SP. H/PER. 7031974 2 1.66 JET, PRIM (90 DEGREE APPROACH)
74 Y W/ROCH. 4BC 7031975 2 1.66 JET, MAIN (90 DEGREE APPROACH)
75-76 Y 7031977 2 1.66 JET, PRIM (90 DEGREE APPROACH)
77 Y (EXC. CALIF., ALT.) 7031977 2 1.66 JET, PRIM (90 DEGREE APPROACH)
77 Y W/CALIF., ALT. 7031972 2 1.66 JET, PRIM (90 DEGREE APPROACH)

3.806 HOLDER KIT-INSERT-ROD, Carburetor Metering

NOTE: REFER TO CHARTS END OF GROUP 3.000 FOR GROUP 3.724 THRU 3.859 1978 AND LATER
CARBURETORS AND COMPONENT PARTS.

68-77 Y W/ROCH. 4BC 7034522 1 1.59 HOLDER KIT, CARB METERING ROD
SECD
76-77 Y 17051796 2 1.36 INSERT, ANEROID CAVITY
68 Y (327) W/ROCH. 4BC (EXC.
SP. H/PER.) 7034337 2 4.79 ROD, SECD (W/7028207-8-12-13)
68 Y (327) W/ROCH. 4BC, SP.
H/PER. 7034822 1 5.10 ROD, SECD
68 Y (327) W/SP. H/PER. 7034836 2 2.19 ROD, PRIM (W/7028219)
68 Y (327) W/ROCH. 4BC (EXC.
SP. H/PER.) 7034846 1 2.19 ROD, PRIM (W/7028207-8-12-13-19)
68 Y (427) W/ROCH. 4BC 7033549 2 4.20 ROD, SECD (W/7028209-10-11-16)
68-69 Y (427) W/M.T., ROCH. 4BC
(EXC. SP. H/PER) 7034845 1 2.19 ROD, PRIM (W/7028209-11-7029201-15)
68-69 Y (427) W/T.H., ROCH. 4BC,
H/PER. 7034847 1 2.19 ROD, PRIM (W/7028216-7029204)
69-70 Y (350) (EXC. H/PER.) 7034337 2 4.79 ROD (W/7029202-03-23-7040202-3-13-
0502-3-13)
69 Y (350) W/ROCH. 4BC, H/PER. 7034836 2 2.19 ROD, PRIM (W/7029207-17050580-1) ...
69 Y (350) W/ROCH., 4BC (EXC.
H/PER., T.H.400) 7034838 2 2.19 ROD (W/7029203)
69 Y (427) ROCH. 4BC, T.H. 400 .. 7033549 2 4.20 ROD (W/7029204-15)
69 Y W/A.T. (M40), ROCH. 4BC
(EXC. H/PER 427) 7034842 1 2.19 ROD, PRIM (W/7029202)
69 Y W/ROCH. 4BC 7034822 1 5.10 ROD, SECD
70 Y (350) W/ROCH. 4BC, H/PER. 7034822 1 5.10 ROD, SECD
70-72 Y (350) W/ROCH. 4BC 7034844 1 2.19 ROD, PRIM (W/7040202-3-7-13-0502-3-7-
13-1212-13)
70 Y (454) W/ROCH. 4BC 7033549 2 4.20 ROD (W/7040204-5-0504-5)

FUEL-EXHAUST-CARBURETION

3.806 HOLDER KIT-INSERT-ROD, Carburetor Metering (Con't)

70-72	Y (454) W/ROCH. 4BC	7034849	1	2.19	ROD, PRIM (W/7040204-5-0504-5-7042216-17)
71	Y (454) W/ROCH. 4BC, H/PER.	7034822	1	5.10	ROD, SECD
72	Y (350) W/ROCH. 4BC	7046010	1	4.79	ROD, SECD
72	Y (454) W/ROCH. 4BC	7045840	1	4.79	ROD, SECD (W/7042216-17)
73	Y	7046010	1	4.79	ROD, SECD
73	Y (350)	7034844	2	2.19	ROD, PRIM (W/7043202-03-12-13)
73	Y (454) W/M.T.	7034848	2	2.19	ROD, PRIM (W/7043201)
73	Y (454) W/A.T.	7034850	2	2.19	ROD, PRIM (W/7043200)
74	Y (350) (EXC. SP. H/PER.)	7034836	2	2.19	ROD, PRIM (W/7029207-17050580-1)
74	Y (350) (EXC. SP. H/PER.)	7045779	2	4.20	ROD, SECD
74	Y (350) W/SP. H/PER.	7034843	2	2.19	ROD, PRIM (W/17050590-1)
74-75	Y (350) W/SP. H/PER.	7046010	1	4.79	ROD, SECD (W/7042202-03)
74	Y (454)	7048992	2	4.79	ROD, SECD (W/7047401-03-05)
74	Y (454) W/M.T.	7034839	2	2.19	ROD, PRIM (W/7047401)
74	Y (454) W/A.T.	7034841	2	2.19	ROD, PRIM (W/7047403-05)
75-77	Y	7045779	2	4.20	ROD, SECD (W/17050580-1)
75	Y (EXC. SP. H/PER.)	17051346	2	2.83	ROD, PRIM (W/7045222-23-17052579-80)
75	Y W/SP. H/PER.	17051344	2	2.83	ROD, PRIM (W/7045210-11-17052563-64)
76	Y (EXC. H/PER.)	17051348	2	2.83	ROD, PRIM
76	Y W/H/PER.	17051351	2	2.83	ROD, PRIM
77	Y	17051353	2	2.83	ROD (PRIMARY)
77	Y W/A.T. (M38) , CALIF., SP. H/PER.	17051341	1	2.83	ROD, PRIM
77	Y W/A.T. (M38) (EXC. CALIF., SP. H/PER.)	17051352	2	2.83	ROD, PRIM

3.810 SPRING, Carburetor Metering Rod

NOTE: REFER TO CHARTS END OF GROUP 3.000 FOR GROUP 3.724 THRU 3.859 1978 AND LATER CARBURETORS AND COMPONENT PARTS.

69-74	Y W/ROCH. 4BC	7029862	1	.84	SPRING, PRIM
75-77	Y	7041459	1	.47	SPRING, PRIM

3.814 CLIP-NEEDLE KIT-NUT-SCREW, Carburetor and Fuel Meter Intake (with Seat and Gasket)

NOTE: REFER TO CHARTS END OF GROUP 3.000 FOR GROUP 3.724 THRU 3.859 1978 AND LATER CARBURETORS AND COMPONENT PARTS.

68-77	Y W/ROCH. 4BC	7033751	1	.72	CLIP, CARB FLOAT NEEDLE PULL
65	Y (396)	3877165	2	7.75	NEEDLE KIT, W/SEAT (HOLLEY 18R-135A) (W/3868826-9933)
66	Y (327) (EXC. A.I.R.)	3889775	1	7.75	NEEDLE KIT, CARB. FLOAT (W/3884505-2835)
66	Y (427) W/SP. H/PER.	3877165	2	7.75	NEEDLE KIT, W/SEAT (HOLLEY 18R-135A) (W/3868826-9933)
66	Y (427) W/H/PER. (EXC. A.I.R.)	3889775	1	7.75	NEEDLE KIT, CARB FLOAT (W/3884505-2835)
67-69	Y (427) W/H.D.	3877165	2	7.75	NEEDLE KIT (W/3886091-3923519-3955205-3967481-8739721-23)
68	Y (327)	7035130	1	5.10	NEEDLE KIT (W/7028207-08-12-13-19)
68	Y (427)	7035140	1	6.00	NEEDLE KIT (W/7028209-10-11-16)
69-72	Y (350) W/ROCH. 4BC	7035130	1	5.10	NEEDLE KIT
69	Y (427) W/H/PER.	7035140	1	6.00	NEEDLE KIT (W/7029204-15)
70	Y (350) W/SP. H/PER.	3877165	2	7.75	NEEDLE KIT (W/3886091-3925519-3955205-3967481-8739721-23)
70-74	Y W/ROCH. 4BC	7035140	1	6.00	NEEDLE KIT (W/7040204-5-0504-5-1204-5)
72	Y W/HOLLEY 4BC	3877165	2	7.75	NEEDLE KIT (W/3886091-3925519-3955205-3967481-8739721-23)
75-77	Y	7035134	1	N.L.	NEEDLE KIT
76	Y	7048531	2	1.42	NEEDLE KIT, IDLE
64-65	Y (327, 396) W/SP. H/PER.	3852477	2	.55	NUT, NEEDLE ADJ (HOLLEY 39R-160) (W/3849804)
66	Y	3852477	2	.55	NUT, NEEDLE ADJ (HOLLEY 39R-160) (W/3849804)
67-69	Y (427) W/H.D.	3852477	2	.55	NUT (W/3886091-3925519-3955205)
67-69	Y W/3/2BC	3852477	2	.55	NUT, NEEDLE ADJ
71-72	Y W/HOLLEY 4BC	3852477	2	.55	NUT (W/3902353-5-9872-3925516-17-3940929-30-3969021-6195-96-3999263)
64-65	Y (327, 396) W/SP. H/PER.	3852465	2	.38	SCREW, NEEDLE LOCK (HOLLEY 5R-765) (W/3849804)
66	Y	3852465	2	.38	SCREW, NEEDLE LOCK (HOLLEY 5R-765) (W/3849804)

FUEL-EXHAUST-CARBURETION

3.814 CLIP-NEEDLE KIT-NUT-SCREW, Carburetor and Fuel Meter Intake (with Seat and Gasket) (Con't)

67-69	Y (427) W/H.D.	3852465	2	.38	SCREW (W/3886091-3925519-3955205-3967481-87-3999263)
67-69	Y W/3/2BC	3852465	2	.38	SCREW
70-72	Y W/HOLLEY 4BC	3852465	2	.38	SCREW

3.820 COVER -GASKET, Carburetor Idle Air Compensator

NOTE: REFER TO CHARTS END OF GROUP 3.000 FOR GROUP 3.724 THRU 3.859 1978 AND LATER
CARBURETORS AND COMPONENT PARTS.

69	Y (427) W/ROCH. 4BC, T.H. 400, H/PER.	7029865	1	1.00	COVER (W/7029204)
64-65	Y W/F.I.	7013341	1	.46	GASKET (W/7017375-80)

3.822 NEEDLE-SCREW, Carburetor and Fuel Injection Idle Adjusting

NOTE: REFER TO CHARTS END OF GROUP 3.000 FOR GROUP 3.724 THRU 3.859 1978 AND LATER
CARBURETORS AND COMPONENT PARTS.

71-72	Y W/ROCH. 4BC	7048531	1	1.42	NEEDLE, W/LIMITER
73	Y	7048532	1	1.42	NEEDLE, W/LIMITER
75-77	Y	7048531	2	1.42	NEEDLE
57-65	Y W/F.I.	7001669	1	1.05	SCREW, ADJ NEEDLE (NO. 10-32 X 1 5/32" O.L.)
68	Y W/ROCH. 4BC	7048860	2	1.42	SCREW
69	Y (350, 427) W/M.T., ROCH. 4BC (EXC. SP. H/PER.)	7048858	1		SCREW (W/7029201-93-07-15)
72	Y W/HOLLEY 4BC	6273907	2	.77	SCREW (HOLLEY 15R-145) (W/3999263)
74	Y	7048532	2	1.42	SCREW

3.823 LIMITER-SPRING, Carburetor and Fuel Injection Idle Adjusting Screw

NOTE: REFER TO CHARTS END OF GROUP 3.000 FOR GROUP 3.724 THRU 3.859 1978 AND LATER
CARBURETORS AND COMPONENT PARTS.

71-73	Y W/ROCH. 4BC	7042801	2	1.05	LIMITER
64-65	Y W/F.I.	7003190	1	.25	SPRING, LOCK SPRING (5 1/2" COILS-1/2 FREE LENGTH)
68-77	Y	7011479	2	.17	SPRING, ADJ SCREW

3.825 BALL-RETAINER, Carburetor Pump Outlet Valve

NOTE: REFER TO CHARTS END OF GROUP 3.000 FOR GROUP 3.724 THRU 3.859 1978 AND LATER
CARBURETORS AND COMPONENT PARTS.

53-81	Y	7002117	1	.05	BALL, DISCHARGE
69-77	Y W/ROCH. 4BC	7029849	1	1.24	RETAINER, CARB PUMP DISCHARGE

3.826 BALL, Carburetor Pump Inlet Valve

NOTE: REFER TO CHARTS END OF GROUP 3.000 FOR GROUP 3.724 THRU 3.859 1978 AND LATER
CARBURETORS AND COMPONENT PARTS.

56-59	Y W/4BC, DUAL 4BC	1875237	1	.37	BALL (CARTER 116-13) (ST. STEEL) (PUMP INTAKE AND DISCHARGE)
-------	-------------------------	---------	---	-----	---

3.838 COVER-DIAPHRAGM-PUMP-SCREW-SPRING, Carburetor (with Leather and Shaft)

NOTE: REFER TO CHARTS END OF GROUP 3.000 FOR GROUP 3.724 THRU 3.859 1978 AND LATER
CARBURETORS AND COMPONENT PARTS.

64-65	Y (327, 396) W/SP. H/PER.	6263029	AR	.84	COVER, PUMP DIAPH (HOLLEY NO. 34R-2752A)
66	Y	6263029	1	.84	COVER, FUEL PUMP (W/3884505-6091-6101)
67-69	Y (427) W/H.D.	6263029	AR	.84	COVER (W/3886091-3925519-3955205-3967481-87)
67	Y W/HOLLEY 4BC	6263029	1	.84	COVER (W/3886091-3906631-3-5-7)
67-69	Y W/3/2BC	6263029	AR	.84	COVER, CTR (W/3902355-9872-3925516-17-3940929-30)
70-71	Y W/HOLLEY 4BC	6263029	AR	.84	COVER (W/3972121-23)
72	Y W/HOLLEY 4BC	6263029	1	.84	COVER (W/3886091-3906631-3-5-7)
64-65	Y (327, 396) W/SP. H/PER.	2414214	AR	1.65	DIAPHRAGM, FUEL PUMP (W/3884505-6091-6101)
66	Y	2414214	AR	1.65	DIAPHRAGM, FUEL PUMP (W/3884505-6091-6101)
67-72	Y W/HOLLEY 4BC	2414214	AR	1.65	DIAPHRAGM, FUEL PUMP
67-69	Y W/3/2BC	2414214	AR	1.65	DIAPHRAGM, FUEL PUMP
68	Y (327)	7034111	1	5.15	PUMP, W/SPRING AND ROD (W/7028207-8-19)
69-71	Y (350) W/ROCH. 4BC	7037337	1	5.15	PUMP (W/7029202-03-07-23-7040202-3-7-13-0502-3-7-13-7041212-13)
69	Y (427) W/ROCH. 4BC, H/PER.	7037327	1	5.15	PUMP (W/7029204-15)
70-71	Y (454) W/ROCH. 4BC	7037327	1	5.15	PUMP (W/7040204-5-0504-05-1204-5)
72	Y W/ROCH. 4BC	7037327	1	5.15	PUMP (W/7040204-5-0504-05-1204-5)

FUEL-EXHAUST-CARBURETION

3.838 COVER-DIAPHRAGM-PUMP-SCREW-SPRING, Carburetor (with Leather and Shaft) (Con't)

73	Y	7040691	1	4.79	PUMP
74-75	Y	7047080	1	5.15	PUMP
76-77	Y	17051374	1	6.75	PUMP
64-65	Y (327, 396) W/SP. H/PER.	2367998	1	.30	SCREW, DIAPH LVR ADJ (HOLLEY 5R-565) (W/3882835-4505-6091-6101)
66	Y	2367998	1	.30	SCREW, DIAPH LVR ADJ (HOLLEY 5R-565) (W/3882835-4505-6091-6101)
67-72	Y W/HOLLEY 4BC	2367998	1	.30	SCREW (W/3986195-3989021-3999263)
64-65	Y (327, 396) W/SP. H/PER.	7042979	1	.58	SPRING, W/LW, PUMP CVR (HOLLEY 5R-691) (W/3849804-3868826-8864-9933-3874898-5964-6741-3882835-4505-6091-6101-3890499-2341-3986195-3989021)
66	Y	7042979	1	.58	SPRING, W/LW, PUMP CVR (HOLLEY 5R-691) (W/3849804-3868826-8864-9933-3874898-5964-6741-3882835-4505-6091-6101-3890499-2341-3986195-3989021)
76	Y	7042979	1	.58	SPRING, CARB PUMP PSTN

3.841 RETAINER-SCREW-SPRING, Carburetor Pump

NOTE: REFER TO CHARTS END OF GROUP 3.000 FOR GROUP 3.724 THRU 3.859 1978 AND LATER
CARBURETORS AND COMPONENT PARTS.

64-65	Y (327, 396) W/SP. H/PER.	9431762	1	.26	RETAINER, OPERATING LVR (8.934)
69-72	Y W/HOLLEY 4BC	3960391	1	.38	SCREW, CARB PUMP DISCHARGE NOZZLE
64-65	Y (327, 396) W/SP. H/PER.	2367992	1	.92	SPRING, DIAPH RTN
66	Y	2367992	1	.92	SPRING, DIAPH RTN
66	Y	3888872	1	.50	SPRING, PUMP LVR (W/3849804-3868826-8864-9933-3874898-5964-6741-3882835-4505-6091-6101-3999263)
67	Y (327, 427) W/4BC, A.I.R. (EXC. H.D.)	2367992	1	.92	SPRING (W/3906635-7)
67-72	Y W/HOLLEY CARB.	3888872	1	.50	SPRING
67-69	Y W/3/2BC	3881434	1	.33	SPRING, DIAPH SECD FRT AND RR (W/3902353)
67	Y W/3/2BC, P.G.	2367992	1	.92	SPRING, CTR (W/3909872)
69-72	Y W/ROCH. 4BC	7037314	1	.58	SPRING
73	Y	7004597	1	.58	SPRING, RTN
74	Y	7041169	1	.58	SPRING, RTN
75-77	Y	7042979	1	.58	SPRING, RTN

3.842 CAM-LEVER, Carburetor Pump

NOTE: REFER TO CHARTS END OF GROUP 3.000 FOR GROUP 3.724 THRU 3.859 1978 AND LATER
CARBURETORS AND COMPONENT PARTS.

66	Y	3852480	AR	.74	CAM, PUMP (W/3884505-6091-6101)
67-69	Y (427) W/H.D.	3852480	AR	.74	CAM (W/3886091-3925519-39955205)
67-69	Y W/3/2BC, A.T.	3852480	AR	.74	CAM, CTR (W/3909872-3925516-3940929-30-3999263)
70-72	Y W/HOLLEY 4BC	3852480	AR	.74	CAM
64-65	Y (327, 396) W/SP. H/PER.	7048169	1	1.19	LEVER, ACTR
68-69	Y W/ROCH. 4BC	7048169	1	1.19	LEVER, ACTR
70	Y (350) W/ROCH. 4BC (EXC. H/PER.)	7048169	1	1.19	LEVER, ACTR
70	Y (350) W/ROCH. 4BC, H/PER. (EXC. E.E.C.)	7048169	1	1.19	LEVER, ACTR
70	Y (350) W/ROCH. 4BC, H/PER., E.E.C.	7048169	1	1.19	LEVER, ACTR
70	Y (454) W/ROCH. 4BC	7048169	1	1.19	LEVER, ACTR
71-72	Y W/ROCH. 4BC	7048169	1	1.19	LEVER, ACTR
73-77	Y	7048169	1	1.19	LEVER, ACTR

3.843 ROD, Carburetor Pump Connector

NOTE: REFER TO CHARTS END OF 3.000 GROUP FOR GROUP 3.724 THRU 3.859 1978 AND LATER
CARBURETORS AND COMPONENT PARTS.

68-77	Y W/ROCH. 4BC	7026138	1	1.95	ROD
-------	---------------	---------	---	------	-----

3.852 VALVE, Carburetor Idle Vapor Vent

NOTE: REFER TO CHARTS END OF 3.000 GROUP FOR GROUP 3.724 THRU 3.859 1978 AND LATER
CARBURETORS AND COMPONENT PARTS.

69-70	Y W/ROCH. 4BC (EXC. E.E.C.)	7029993	1	.52	VALVE, VENT
-------	-----------------------------	---------	---	-----	-------------

FUEL-EXHAUST-CARBURETION

3.858 LEVER-PISTON-VALVE KIT, Carburetor Power

NOTE: REFER TO CHARTS END OF 3.000 GROUP FOR GROUP 3.724 THRU 3.859 1978 AND LATER
CARBURETORS AND COMPONENT PARTS.

64-65	Y (327, 396) W/SP. H/PER.	3869001	1	.84	LEVER, DIAPH (HOLLEY NO. 63R-354A) (W/3849804-3868826-8864-9933- 3874989-5964-6741-3882835-4505- 6091-6101-3999263)
66	Y	3869001	1	.84	LEVER, DIAPH (HOLLEY NO. 63R-354A) (W/3849804-3868826-8864-9933- 3874989-5964-6741-3882835-4505- 6091-6101-3999263)
67-72	Y W/HOLLEY 4BC	3869001	1	.84	LEVER
68-74	Y W/ROCH. 4BC	7034903	1	2.78	PISTON
75	Y	7041460	1	3.02	PISTON
76-77	Y	17051792	1	3.96	PISTON
64-65	Y (327, 396) W/SP. H/PER.	3852485	AR	.66	VALVE KIT, PUMP DISC NEEDLE (W/3849804-3868826-8864-9933- 3874898-5964-6741-3882835-4505- 6101-3999263)
66	Y	3852485	AR	.66	VALVE KIT, PUMP DISC NEEDLE (W/3849804-3868826-8864-9933- 3874898-5964-6741-3882835-4505- 6101-3999263)
67-72	Y W/HOLLEY CARB.	3852485	AR	.66	VALVE KIT
67-69	Y W/3/2BC	3898991	AR	3.35	VALVE KIT, CTR (W/3902355-9872- 3925516-17-3940929-30)

3.859 SPRING, Carburetor Power Piston

NOTE: REFER TO CHARTS END OF 3.000 GROUP FOR GROUP 3.724 THRU 3.859 1978 AND LATER
CARBURETORS AND COMPONENT PARTS.

69-74	Y W/ROCH. 4BC	7036019	1	.45	SPRING
75-76	Y	17052057	1	.58	SPRING (POWER SPRING)
77	Y (M38) W/CALIF., SP. H/PER.	7036019	1	.45	SPRING
77	Y (M40) (EXC. CALIF., SP. H/PER.)	17052057	1	.58	SPRING
77	Y (M40) W/CALIF., SP. H/PER.	7029529	1	.45	SPRING

3.880 BRACKET-CABLE-STUD, Cruise Control

77	Y	342407	1	.77	BRACKET
82	Y	14038658	1	.80	BRACKET, CRUISE CONT SERVO CBL
77	Y	460824	1	16.75	CABLE
82	Y	14040578	1	9.95	CABLE, CRUISE CONT SERVO
77-81	Y	376231	1	1.15	STUD, CABLE

3.883 LEVER, Cruise Control

77	Y	6466545	1	63.25	LEVER, W/SWITCH, W/CRUISE CONT ACTR
----	-------------	---------	---	-------	--

3.885 BRACKET-CHAIN-CLIP-LINK-RETAINER-ROD-SERVO-SPRING CLIP-TRANSDUCER-VALVE, Cruise Control

NOTE 1: 1ST DESIGN ATTACHED TO SERVO WITH NUT, 2ND DESIGN ATTACHED WITH TWO SCREWS.

77	Y	376228	1	4.20	BRACKET, CRUISE CONTROL SERVO
77-82	Y	376229	1	4.40	BRACKET, REG
78-80	Y	376215	1	.97	BRACKET, VAC REL VLV (2.447)
78-79	Y (1ST DESIGN-1979)	468242	1	4.10	BRACKET, SERVO (NOTE 1)
79-81	Y (2ND DESIGN-1979)	14009117	1	4.10	BRACKET, SERVO (NOTE 1)
82	Y	14040575	1	2.40	BRACKET, CRUISE CONT SERVO(LARGE)
82	Y	14040576	1	2.40	BRACKET, W/STUD,CRUISE CONT SERVO(SMALL)
82	Y	25031314	1	2.58	CHAIN, W/COUPLING,CRUISE CONT BALL
82	Y	1616947	AR	1.20	CLIP, CRUISE CONT BALL CHAIN
78-81	Y	376197	1	4.65	LINK, SERVO
77-80	Y	1251366	1	.50	RETAINER, VAC REL VLV
82	Y	1251366	1	.50	RETAINER, VAC REL VLV
78-79	Y (1ST DESIGN 1979)	468238	1	1.20	ROD, SERVO(6.51 IN LG)
79-81	Y (2ND DESIGN-1979)	14009160	1	1.20	ROD, SERVO(6.25 IN LG)
77	Y	6494922	1	26.52	SERVO,
78-79	Y (1ST DESIGN-1979)	6466530	1	21.49	SERVO (METAL)
79-81	Y (2ND DESIGN-1979)	25030595	1		SERVO (PLASTIC)
82	Y	25031529	1	26.27	SERVO, CRUISE CONT
68-78	Y	9793032	AR	1.70	SPRING CLIP, STEEL (.312 X .468 CLEAR BLACK) (2.765)
69-76	Y	6465795	1	107.00	TRANSDUCER
77-80	Y	25030711	1	102.61	TRANSDUCER
81-82	Y	25030876	1	204.23	TRANSDUCER

FUEL-EXHAUST-CARBURETION

3.885 BRACKET-CHAIN-CLIP-LINK-RETAINER-ROD-SERVO-SPRING CLIP-TRANSDUCER-VALVE, Cruise Control (Con't)

77-80	Y	407437	1	12.45	VALVE, VAC REL
81-82	Y	1997523	1	32.45	VALVE, CRUISE CONT
82	Y W/A.T.	25509432	1	12.90	VALVE, CRUISE VAC & TRANS CONV REL

3.887 BOLT-HARNESS, Cruise Control

69-79	Y	406897	AR	.30	BOLT, HEX (3/8"-16 X 1 3/8")
77-78	Y	8916534	1	35.50	HARNESS, WRG
79	Y	12005564	1	35.50	HARNESS, WRG
80	Y	12005866	1	44.00	HARNESS, WRG
81-82	Y	12016049	1	44.00	HARNESS, WRG

3.890 BRACKET-CLAMP-ELEMENT-FILTER -FILTER KIT-GASKET, Engine Fuel

NOTE 1: IF 1/8" VENT OPENING IS NOT REQUIRED, CRIMP AND SOLDER.

82	Y	14047793	1	1.60	BRACKET, FUEL FILTER
68-69	Y (EXC. 427, SP. H/PER., 350)	3932342	1	1.70	CLAMP, FILTER
53-61	Y (EXC. F.I.)	854347	1	3.80	ELEMENT, W/GSKT (AC-GF-124)
62	Y W/H/PER., SP. H/PER.	854347	1	3.80	ELEMENT, W/GSKT (AC-GF-124)
53-61	Y (EXC. F.I.)	854444	1	11.70	FILTER (AC-GF-48) (CARB MT)
62	Y W/H/PER., SP. H/PER.	854444	1	11.70	FILTER (AC-GF-48) (CARB MT)
66	Y (327) W/ROCH. CARB.	854583	1	6.15	FILTER, INLINE (AC-GF-61)
68-69	Y (EXC. 427 SP. H/PER., H.D.)	5651480	1	13.90	FILTER, FUEL (AC-GF-432)
82	Y	25055066	1	10.48	FILTER, FUEL
59-62	Y W/F.I.	5650899	1	17.68	FILTER KIT, W/ADAP (W/7017200-7250-7300-7310-7320-7355-7360)
63-66	Y W/H/PER., SP. H/PER., F.I.	5650899	1	17.68	FILTER KIT (NOTE 1)
53-61	Y (EXC. F.I.)	854389	1	.46	GASKET, FILTER BOWL (AC-106) (CORK)
62	Y W/H/PER., SP. H/PER.	854389	1	.46	GASKET, FILTER BOWL (AC-106) (CORK)
67	Y (427) W/ROCH. CARB.	854619	1	N.L.	FILTER, INLINE (AC-GF-61P)

3.900 PUMP -RELAY, Engine Fuel Pump

NOTE 1: WHEN USING IN PLACE OF 5621665, DISCARD ELBOW AND FRONT PIPE AT INLET SIDE, INSTALL NEW PUMP, BEND EXISTING GAS PIPE ASM. TO FIT OUTLET IN PUMP, INSTALL CONNECTOR 3855147 IN INLET OF PUMP WITH CONNECTOR TUBE POINTING UPWARD AND ASSEMBLE EXISTING HOSE AND CLAMP TO CONNECTOR.

55	Y (8 CYL.)	6414447	1	25.80	PUMP (AC-6935)
59-63	Y	6415616	1	26.15	PUMP
64-65	Y (EXC. SP. H/PER., F.I., 396)	6415616	1	26.15	PUMP
64-65	Y (327) W/H/PER., SP. H/PER., F.I.	6415325	1	34.70	PUMP (NOTE 1)
66	Y	6415325	1	34.70	PUMP (NOTE 1)
67	Y (327)	6416712	1	N.L.	PUMP (TYPE 40503)
67-69	Y (427)	6416741	1	28.70	PUMP (TYPE 40482)
68-69	Y (427) W/H.D.	6416741	1	28.70	PUMP (TYPE 40482)
68-69	Y W/3/2BC	6416741	1	28.70	PUMP (TYPE 40482)
68-69	Y W/4/BC, H/PER	6416741	1	28.70	PUMP (TYPE 40482)
70-72	Y (350) (EXC. SP. H/PER.)	6470308	1	29.80	PUMP (TYPE 40769)
70-76	Y (350) W/4BC, H/PER	6470308	1	29.80	PUMP (TYPE 40769)
70-74	Y (454) W/4BC	6470309	1	32.45	PUMP (TYPE 40770)
77-81	Y	6471216	1	37.55	PUMP (TYPE 41240)
82	Y	6471925	1	81.15	PUMP, FUEL(IN TANK)
82	Y	14039681	1	8.60	RELAY, FUEL PUMP(3.140)

3.901 COVER-PLATE -SCREW-STUD-WASHER, Fuel Pump Mounting

82	Y	14044700	1	1.65	COVER, FUEL PUMP OPG
55-66	Y (8 CYL.) (EXC. 396)	3719599	1	1.65	PLATE (4 ATTACH. HOLES-ONE LARGE SLOT)
67-81	Y (327,350)	3719599	1	1.65	PLATE (4 ATTACH. HOLES-ONE LARGE SLOT)
59-66	Y (8 CYL.)	3751842	2	.34	SCREW, W/LW (5/8"-16 X 1 1/8") (WASHER HD.)
65-69	Y	3874876	2	.34	SCREW, W/LW (3/8-16 X 1 1/8)
72-81	Y (350)	3895411	2	.32	SCREW, W/LW (3/8"-16 X 1 7/16")
72-74	Y (454)	3874876	2	.34	SCREW, W/LW (3/8-16 X 1 1/8)
82	Y	376878	1	2.35	STUD, F/PMP OPG CVR (4.686)
66-82	Y	9782628	AR	.25	WASHER (.318 X .625 X .031 ALUM RUB COAT)

3.904 GASKET, Fuel Pump Mounting

55-82	Y (8 CYL.) (EXC. 396)	3705044	1	.32	GASKET, MT, PLT (4 ATTACH. HOLES-ONE LARGE SLOT)
-------	-----------------------	---------	---	-----	--

FUEL-EXHAUST-CARBURETION

3.904		GASKET, Fuel Pump Mounting		(Con't)		
55-81	Y (8 CYL.)	9776705	1	.23	GASKET, MT, FLANGE (2 ATTACH. HOLES-ONE SMALL SLOT)	
3.935		ROD, Fuel Pump				
55-81	Y (8 CYL.)	3704817	1	4.25	ROD (1/2" DIA. X 5 3/4" LONG)	

1978-81 E.G.R. VALVES CROSS-REFERENCED FROM PRODUCTION TO SERVICE NO.S

GM37

PROD	SERV	PROD	SERV	PROD	SERV	PROD	SERV
7030642	17051800	7043082	17051861	7044473	17055442	17056097	17065067
7030643	17051801	7043133	17052669	7044474	17055449	17056098	17065068
7030695	17051802	7043135	17051862	7044475	17055450	17056099	17065069
7030805	17052661	7043137	17052670	7044591	17055443	17056131	17065070
7030806	17052661	7043139	17052671	7044592	17055444	17056172	17055754
7030836	17052662	7043279	17051863	7044598	17055445	17056181	17055755
7030876	17051803	7043303	17052672	7045159	17055446	17056182	17055756
7030878	17051804	7043304	17052673	7045176	17055447	17056183	17055757
7030879	17051805	7043310	17052674	7046154	17052693	17056184	17055758
7030880	17051806	7043435	17052675	7046276	17052711	17056185	17055759
7035169	17051807	7043437	17052676	7046280	17053965	17056186	17055760
7035170	17051808	7043438	17052677	7046281	17053966	17056187	17065155
7035171	17051809	7043439	17052678	7046282	17053967	17056188	17065151
7035172	17051810	7043440	17052679	7046283	17053968	17056189	17065151
7040028	17051811	7043443	17052680	7046288	17052694	17056190	17055763
7040042	17051812	7043444	17052681	7046289	17052695	17056191	17055764
7040175	17051813	7043445	17052682	7046497	17051864	17056192	17065154
7040249	17051814	7043452	17052683	7046498	17051865	17056193	17065155
7040259	17051815	7043453	17052684	7047065	17051866	17056195	17055767
7040291	17051816	7043454	17052685	7047066	17051867	17056196	17055768
7040292	17051817	7043457	17052686	7047291	17052696	17056199	17055769
7040299	17051818	7043459	17052687	7047800	17052697	17056201	17055770
7040318	17051819	7043521	17052691	7048194	17052698	17056213	17055772
7040351	17051821	7043522	17052688	7048203	17051868	17056214	17055773
7040365	17051822	7043523	17052689	7048215	17051869	17056225	17055750
7040369	17051823	7043525	17052690	7049860	17051870	17056270	17055774
7040380	17051820	7043526	17052754	7049864	17051871	17056271	17055775
7040437	17051824	7043577	17052692	7049867	17051872	17056272	17055776
7040438	17051825	7044019	17054310	7049868	17051873	17056295	17065072
7040443	17051826	7044037	17052753	7049869	17051874	17056319	17055777
7040452	17051827	7044045	17053960	7049869	17052699	17056320	17055778
7040465	17051828	7044046	17053961	7049873	17051875	17056321	17065100
7040495	17051829	7044069	17053962	7049874	17051876	17056356	17055779
7040497	17051830	7044078	17053963	7049875	17051877	17056373	17065073
7040528	17051831	7044090	17053964	7049879	17051878	17056382	17065150
7040547	17051884	7044097	17055380	7049912	17051879	17056383	17055780
7040548	17051832	7044098	17055381	7049954	17051880	17056384	17055781
7040556	17051833	7044099	17055382	17050062	17052700	17056385	17055782
7040571	17051834	7044107	17055383	17050063	17052741	17056386	17055783
7040599	17051835	7044177	17055384	17050064	17052701	17056387	17055784
7041147	17051836	7044180	17055430	17050492	17052702	17056388	17055785
7041222	17051837	7044181	17055431	17050494	17052703	17056389	17065150
7041409	17051838	7044184	17055432	17050765	17051881	17056390	17055787
7041413	17051839	7044296	17055385	17050767	17051882	17056391	17055790
7041416	17051840	7044303	17055386	17050768	17051883	17056392	17055789
7041418	17051897	7044305	17055387	17051417	17052704	17056393	17055790
7041425	17051841	7044307	17055388	17051474	17054311	17056394	17055791
7041426	17051842	7044336	17055389	17052076	17052705	17056395	17055792
7041427	17051843	7044337	17055390	17052140	17052706	17056396	17055793
7041437	17051844	7044338	17055391	17052141	17052712	17056397	17055794
7041445	17051845	7044340	17055392	17052142	17052708	17056398	17055795
7041446	17051846	7044356	17055393	17052143	17052709	17056463	17055796
7041462	17051847	7044357	17055394	17052144	17052710	17056464	17055797
7042840	17051848	7044358	17055395	17052284	17052712	17056469	17055798
7042847	17051849	7044359	17055396	17052285	17052713	17056493	17055799
7042891	17051850	7044360	17055397	17052307	17052714	17056494	17065078
7042892	17051851	7044361	17055398	17052364	17052715	17056495	17065079
7042928	17051852	7044362	17055399	17052382	17052716	17056496	17065080
7042955	17051853	7044364	17055401	17053034	17052742	17056538	17065081
7042975	17051854	7044365	17065076	17053046	17052743	17056554	17065082
7043037	17052663	7044366	17055433	17053098	17052749	17056563	17065084
7043038	17052664	7044372	17055402	17053105	17052744	17056567	17065086
7043039	17051855	7044378	17055434	17053221	17052751	17056585	17055752
7043041	17051856	7044379	17055435	17053222	17052752	17056722	17065087
7043042	17051857	7044383	17055436	17053223	17052750	17056729	17065088
7043042	17052740	7044384	17055437	17053571	17053973	17056730	17065089
7043043	17051858	7044394	17055403	17053609	17053974	17056768	17065090
7043050	17051859	7044395	17055404	17053610	17053975	17057022	17065800
7043050	17052665	7044396	17055405	17053615	17053977	17057024	17065800
7043051	17051860	7044398	17055406	17053704	17053978	17057037	17065803
7043052	17052666	7044399	17055407	17056075	17055753	17057038	17065804
7043056	17052667	7044400	17055408	17056089	17065060	17057039	17065805
7043058	17052668	7044401	17055409	17056090	17065061	17057040	17065806
7043077	17052745	7044429	17055448	17056091	17065062	17057041	17065807
7043078	17052746	7044430	17055068	17056092	17065063	17057043	17065808
7043079	17052747	7044469	17055440	17056093	17065064	17057046	17065077
7043081	17052748	7044470	17055441	17056094	17065065	17057160	17065809

(CONT.)
1978-81 E.G.R. VALVES
CROSS-REFERENCED FROM
PRODUCTION TO SERVICE NO.S

GM38

PROD	SERV	PROD	SERV	PROD	SERV	PROD	SERV
17057162	17065153	17060843	17065101	17062853	17066174	17064034	17066252
17057163	17065154	17060883	17066103	17062855	17066175	17064036	17066266
17057175	17065152	17060884	17065838	17062856	17066176	17064059	17066239
17057189	17065812	17060885	17065840	17062858	17066868	17064135	17066253
17057220	17065902	17060886	17066104	17062843	17065895	17064137	17066241
17057238	17065903	17060887	17065841	17062859	17062859	17064138	17066242
17057342	17065815	17060888	17065885	17062860	17066179	17064139	17066243
17057343	17065816	17060889	17065843	17062861	17066180	17064140	17066244
17057344	17065817	17060890	17065844	17062862	17066181	17064141	17066245
17057400	17065155	17060892	17065845	17062863	17066182	17064267	17066227
17057409	17066861	17060894	17065846	17062865	17066183	17064325	17064325
17057407	17065881	17060895	17066109	17062866	17066184	17064387	17064387
17057411	17065818	17060896	17065848	17062867	17066185	17064388	17066230
17057413	17065883	17060897	17065849	17062868	17062868	17064432	17066232
17057415	17065819	17060898	17065850	17062869	17062869	17064437	17066234
17057419	17065820	17060899	17065851	17062870	17066187	17064480	17066236
17057420	17065821	17060941	17065099	17062873	17066188	17064506	17066254
17057421	17065867	17060979	17065853	17062877	17066189	17064534	17066267
17057423	17065823	17060981	17065884	17062879	17066860	17064536	17066268
17057424	17065824	17061104	17065899	17062880	17066190	17064537	17066269
17057427	17065825	17061108	17065900	17063325	17063325	17064538	17066270
17057430	17065780	17061575	17065760	17063326	17066192	17064539	17066271
17057481	17065826	17061576	17065761	17063327	17066193	17064540	17066272
17057486	17065085	17061577	17065778	17063328	17066194	17064541	17066273
17057494	17065831	17061578	17065888	17063329	17063329	17064551	17066274
17057590	17065907	17061580	17065856	17063330	17063330	17064553	17066275
17057591	17065828	17061582	17065857	17063331	17063331	17064664	17066840
17057592	17065909	17061583	17065858	17063333	17063333	17064665	17066841
17057593	17065830	17061701	17065156	17063334	17066195	17064666	17066842
17057594	17065831	17061725	17061725	17063335	17066196	17064667	17066843
17057595	17065833	17061779	17065860	17063337	17066198	17064668	17066844
17057596	17065833	17061780	17065861	17063338	17066199	17064669	17066845
17057598	17065835	17061783	17065863	17063339	17066200	17064670	17066846
17057599	17065833	17061785	17065865	17063340	17066201	17064671	17066847
17057906	17065091	17061788	17065867	17063341	17066202	17064672	17066846
17057908	17065092	17062024	17065868	17063344	17066248	17064673	17066849
17057909	17065093	17062025	17065869	17063366	17066205	17064674	17066850
17057985	17065094	17062064	17065877	17063367	17066206	17064765	17066851
17057994	17055751	17062066	17065870	17063368	17066207	17064676	17066852
17058251	17058251	17062085	17065873	17063369	17066208	17064677	17066853
17058260	17058260	17062086	17065874	17063370	17066209	17064678	17066854
17058261	17066135	17062263	17065781	17063371	17066210	17064679	17066855
17058265	17066136	17062265	17065782	17063372	17066211	17064680	17066856
17058269	17066139	17062323	17065779	17063373	17066212	17064681	17066857
17058273	17066140	17062324	17065875	17063374	17066213	17064682	17066858
17058299	17066142	17062326	17065876	17063760	17066259	17064683	17066856
17058325	17066863	17062328	17065877	17063761	17063761	17064814	17066865
17058331	17058331	17062329	17065878	17063763	17063763	17064939	17066879
17058333	17058333	17062330	17065879	17063764	17066217	17067033	17065800
17058336	17058336	17062361	17065880	17063777	17066263	17068198	17063324
17058338	17066149	17062416	17065894	17063944	17063944	17070178	17067112
17058341	17058341	17062426	17065885	17063945	17065907	17070179	17067113
17058351	17066065	17062450	17065873	17063946	17065908	17070180	17067114
17058357	17066060	17062451	17065886	17063964	17066102	17070181	17067115
17058401	17066062	17062463	17062463	17063965	17066103	17070185	17067116
17058426	17066871	17062490	17065783	17063966	17066104	17070186	17067117
17058427	17066866	17062580	17065765	17063967	17066105	17070188	17067118
17058429	17058429	17062581	17065766	17063968	17066106	17070189	17067119
17058431	17058431	17062582	17065765	17063969	17066107	17070191	17067360
17058433	17066154	17062583	17065768	17063970	17066108	17075501	17067362
17058434	17066155	17062584	17065769	17063971	17066109	17075504	17067364
17058435	17066156	17062585	17065770	17063972	17066110	17075505	17067365
17058436	17058436	17062586	17065771	17063973	17066111	17075506	17067366
17058437	17058437	17062587	17065772	17063974	17066112	17075507	17067367
17058439	17066160	17062617	17065773	17063975	17066113	17075537	17067399
17058449	17066102	17062632	17065774	17063976	17066114	17075538	17068140
17058497	17066163	17062633	17065775	17063977	17066115	17075562	17067375
17058499	17066164	17062634	17065776	17063978	17066116	17075566	17067379
17058511	17058511	17062635	17065777	17063979	17066117	17075578	17067381
17058526	17058526	17062650	17065887	17063980	17066118	17075581	17067383
17058534	17058534	17062706	17066862	17063981	17066119	17075584	17067385
17058605	17065095	17062725	17066116	17063989	17063989	17075613	17068164
17060382	17065096	17062727	17065891	17063991	17066870	17075616	17068158
17060810	17065074	17062729	17066118	17063992	17063992	17075617	17068159
17060813	17065152	17062852	17066173	17063993	17063993	17075621	17068160

GM104

PROD	SERV	PROD	SERV	PROD	SERV	PROD	SERV
17075623	17068161						
17075624	17068162						
17075627	17068163						
17075649	17067388						
17075651	17067390						
17075653	17067392						
17075654	17067393						
17075655	17067394						
17075656	17067395						
17075658	17067397						
17080895	17065847						

1978-81 E.G.R. VALVES CROSS-REFERENCED FROM SERVICE TO PRODUCTION NO.S

GM39

SERV	PROD	SERV	PROD	SERV	PROD	SERV	PROD
17051800	7030642	17051877	7049875	17052751	17053221	17055758	17056184
17051801	7030643	17051878	7049879	17052752	17053222	17055759	17056185
17051802	7030695	17051879	7049912	17052753	7044037	17055760	17056186
17051803	7030876	17051880	7049954	17052754	7043526	17055763	17056190
17051804	7030878	17051881	17050765	17053960	7044045	17055764	17056191
17051805	7030879	17051882	17050767	17053961	7044046	17055767	17056195
17051806	7030880	17051883	17050768	17053962	7044069	17055768	17056196
17051807	7035169	17051884	7040547	17053963	7044078	17055769	17056199
17051808	7035170	17051897	7041418	17053964	7044090	17055770	17056201
17051809	7035171	17052685	7043454	17053965	7046280	17055772	17056213
17051810	7035172	17052686	7043457	17053966	7046281	17055773	17056214
17051811	7040028	17052661	7030805	17053967	7046282	17055774	17056270
17051812	7040042	17052661	7030806	17053968	7046283	17055775	17056271
17051813	7040175	17052662	7030836	17053973	17053571	17055776	17056272
17051814	7040249	17052663	7043037	17053974	17053609	17055777	17056319
17051815	7040259	17052664	7043038	17053975	17053610	17055778	17056320
17051816	7040291	17052665	7043050	17053977	17053615	17055779	17056356
17051817	7040292	17052666	7043052	17053978	17053704	17055780	17056383
17051818	7040299	17052667	7043056	17054310	7044019	17055781	17056384
17051819	7040318	17052668	7043058	17054311	17051474	17055782	17056385
17051820	7040380	17052669	7043133	17055068	7044430	17055783	17056386
17051821	7040351	17052670	7043137	17055380	7044097	17055784	17056387
17051822	7040365	17052671	7043139	17055381	7044098	17055785	17056388
17051823	7040369	17052672	7043303	17055382	7044099	17055787	17056390
17051824	7040437	17052673	7043304	17055383	7044107	17055789	17056392
17051825	7040438	17052674	7043310	17055384	7044177	17055790	17056391
17051826	7040443	17052675	7043435	17055385	7044296	17055790	17056393
17051827	7040452	17052676	7043437	17055386	7044303	17055791	17056394
17051828	7040465	17052677	7043438	17055387	7044305	17055792	17056395
17051829	7040495	17052678	7043439	17055388	7044307	17055793	17056396
17051830	7040497	17052679	7043440	17055389	7044336	17055794	17056397
17051831	7040528	17052680	7043443	17055390	7044337	17055795	17056398
17051832	7040548	17052681	7043444	17055391	7044338	17055796	17056463
17051833	7040556	17052682	7043445	17055392	7044340	17055797	17056464
17051834	7040571	17052683	7043452	17055393	7044356	17055798	17056469
17051835	7040599	17052684	7043453	17055394	7044357	17055799	17056493
17051836	7041147	17052687	7043459	17055395	7044358	17058251	17058251
17051837	7041222	17052688	7043522	17055396	7044359	17058260	17058260
17051838	7041409	17052689	7043523	17055397	7044360	17058331	17058331
17051839	7041413	17052690	7043525	17055398	7044361	17058333	17058333
17051840	7041416	17052691	7043521	17055399	7044362	17058336	17058336
17051841	7041425	17052692	7043577	17055401	7044364	17058341	17058341
17051842	7041426	17052693	7046154	17055402	7044372	17058429	17058429
17051843	7041427	17052694	7046288	17055403	7044394	17058431	17058431
17051844	7041437	17052695	7046289	17055404	7044395	17058436	17058436
17051845	7041445	17052696	7047291	17055405	7044396	17058437	17058437
17051846	7041446	17052697	7047800	17055406	7044398	17058511	17058511
17051847	7041462	17052698	7048194	17055407	7044399	17058526	17058526
17051848	7042840	17052699	7049869	17055408	7044400	17058534	17058534
17051849	7042847	17052700	17050062	17055409	7044401	17061725	17061725
17051850	7042891	17052701	17050064	17055430	7044180	17062463	17062463
17051851	7042892	17052702	17050492	17055431	7044181	17062859	17062859
17051852	7042928	17052703	17050494	17055432	7044184	17062868	17062868
17051853	7042955	17052704	17051417	17055433	7044366	17062869	17062869
17051854	7042975	17052705	17052076	17055434	7044378	17063324	17068198
17051855	7043039	17052706	17052140	17055435	7044379	17063325	17063325
17051856	7043041	17052708	17052142	17055436	7044383	17063329	17063329
17051857	7043042	17052709	17052143	17055437	7044384	17063330	17063330
17051858	7043043	17052710	17052144	17055440	7044469	17063331	17063331
17051859	7043050	17052711	7046276	17055441	7044470	17063333	17063333
17051860	7043051	17052712	17052141	17055442	7044473	17063761	17063761
17051861	7043082	17052712	17052284	17055443	7044591	17063763	17063763
17051862	7043135	17052713	17052285	17055444	7044592	17063944	17063944
17051863	7043279	17052714	17052307	17055445	7044598	17063989	17063989
17051864	7046497	17052715	17052364	17055446	7045159	17063992	17063992
17051865	7046498	17052716	17052382	17055447	7045176	17063993	17063993
17051866	7047065	17052740	7043042	17055448	7044429	17064325	17064325
17051867	7047066	17052741	17050063	17055449	7044474	17064387	17064387
17051868	7048203	17052742	17053034	17055450	7044475	17065060	17056089
17051869	7048215	17052743	17053046	17055750	17056225	17065061	17056090
17051870	7049860	17052744	17053105	17055751	17057994	17065062	17056091
17051871	7049864	17052745	7043077	17055752	17056585	17065063	17056092
17051872	7049867	17052746	7043078	17055753	17056075	17065064	17056093
17051873	7049868	17052747	7043079	17055754	17056172	17065065	17056094
17051874	7049869	17052748	7043081	17055755	17056181	17065067	17056097
17051875	7049873	17052749	17053098	17055756	17056182	17065068	17056098
17051876	7049874	17052750	17053223	17055757	17056183	17065069	17056099

(CONT.)
1978-81 E.G.R. VALVES
CROSS-REFERENCED FROM
SERVICE TO PRODUCTION NO.S

GM40

SERV	PROD	SERV	PROD	SERV	PROD	SERV	PROD
17065070	17056131	17065818	17057411	17066103	17060883	17066241	17064137
17065072	17056295	17065819	17057415	17066103	17063965	17066242	17064138
17065073	17056373	17065820	17057419	17066104	17060886	17066243	17064139
17065074	17060810	17065821	17057420	17066104	17063966	17066244	17064140
17065076	7044365	17065823	17057423	17066105	17063967	17066245	17064141
17065077	17057046	17065824	17057424	17066106	17063968	17066248	17063344
17065078	17056494	17065825	17057427	17066107	17063969	17066252	17064034
17065079	17056495	17065826	17057481	17066108	17063970	17066253	17064135
17065080	17056496	17065828	17057591	17066109	17063971	17066254	17064506
17065081	17056538	17065830	17057593	17066109	17060895	17066259	17063760
17065082	17056554	17065831	17057494	17066110	17063972	17066263	17063777
17065084	17056563	17065831	17057594	17066111	17063973	17066266	17064036
17065085	17057486	17065833	17057595	17066112	17063974	17066267	17064534
17065086	17056567	17065833	17057596	17066113	17063975	17066268	17064536
17065087	17056722	17065835	17057598	17066114	17063976	17066269	17064537
17065088	17056729	17065833	17057599	17066115	17063977	17066270	17064538
17065089	17056730	17065838	17060884	17066116	17063978	17066271	17064539
17065090	17056768	17065840	17060885	17066116	17062725	17066272	17064540
17065091	17057906	17065841	17060887	17066117	17063979	17066273	17064541
17065092	17057908	17065843	17060889	17066118	17063890	17066274	17064551
17065093	17057909	17065844	17060890	17066118	17062729	17066275	17064553
17065094	17057985	17065845	17060892	17066119	17063981	17066840	17064664
17065095	17058605	17065846	17060894	17066135	17058261	17066841	17064665
17065096	17060382	17065847	17080895	17066136	17058265	17066842	17064666
17065099	17060941	17065848	17060896	17066139	17058269	17066843	17064667
17065100	17056321	17065848	17060897	17066140	17058273	17066844	17064668
17065101	17060843	17065850	17060898	17066142	17058299	17066845	17064669
17065150	17056382	17065851	17060899	17066149	17058338	17066846	17064670
17065150	17056389	17065853	17060979	17066154	17058433	17066846	17064672
17065151	17056188	17065856	17061580	17066155	17058434	17066847	17064671
17065151	17056189	17065857	17061582	17066156	17058435	17066849	17064673
17065152	17057175	17065858	17061583	17066160	17058439	17066850	17064674
17065152	17060813	17065860	17061779	17066163	17058497	17066851	17064765
17065153	17057162	17065861	17061780	17066164	17058499	17066852	17064676
17065154	17057163	17065863	17061783	17066173	17062852	17066853	17064677
17065154	17056192	17065865	17061785	17066174	17062853	17066854	17064678
17065155	17056187	17065867	17061788	17066175	17062855	17066855	17064679
17065155	17056193	17065867	17057421	17066176	17062856	17066856	17064680
17065155	17057400	17065868	17062024	17066179	17062860	17066856	17064683
17065156	17061701	17065869	17062025	17066180	17062861	17066857	17064681
17065760	17061575	17065870	17062066	17066181	17062862	17066858	17064682
17065761	17061576	17065873	17062085	17066182	17062863	17066860	17062879
17065765	17062580	17065873	17062450	17066183	17062865	17066861	17057409
17065766	17062581	17065874	17062086	17066184	17062866	17066862	17062706
17065767	17065282	17065875	17062324	17066185	17062867	17066863	17068325
17065768	17062583	17065876	17062326	17060187	17062870	17066865	17064814
17065769	17062584	17065877	17062064	17066188	17062873	17066866	17058427
17065770	17062585	17065877	17062328	17066189	17062877	17066868	17062858
17065771	17062586	17065878	17062329	17066190	17062880	17066870	17063991
17065772	17062587	17065879	17062330	17066192	17063326	17066871	17058426
17065773	17062617	17065880	17062361	17066193	17063327	17066879	17064939
17065774	17062632	17065881	17057407	17066194	17063328	17067112	17070178
17065775	17062633	17065883	17057413	17066195	17063334	17067113	17070179
17065776	17062634	17065884	17060981	17066196	17063335	17067114	17070180
17065777	17062635	17065885	17062426	17066198	17063337	17067115	17070181
17065778	17061577	17065885	17060888	17066199	17063338	17067116	17070185
17065779	17062323	17065886	17062451	17066200	17063339	17067117	17070186
17065780	17057430	17065887	17062650	17066201	17063340	17067118	17070188
17065781	17062263	17065888	17061578	17066202	17063341	17067119	17070189
17065782	17062265	17065891	17062727	17066205	17063366	17067360	17070191
17065783	17062490	17065894	17062416	17066206	17063367	17067362	17075501
17065800	17057024	17065895	17062843	17066207	17063368	17067364	17075504
17065800	17057022	17065899	17061104	17066208	17063369	17067365	17075505
17065800	17067033	17065900	17061108	17066209	17063370	17067366	17075506
17065803	17057037	17065902	17057220	17066210	17063371	17067367	17075507
17065804	17057038	17065903	17057238	17066211	17063372	17067375	17075562
17065805	17057039	17065907	17063945	17066212	17063373	17067379	17075566
17065806	17057040	17065907	17057590	17066213	17063374	17067381	17075578
17065807	17057041	17065908	17063946	17066217	17063764	17067383	17075581
17065808	17057043	17065909	17057592	17066227	17064267	17067385	17075584
17065809	17057160	17066060	17058357	17066230	17064388	17067388	17075649
17065812	17057189	17066062	17058401	17066232	17064432	17067390	17075651
17068815	17057342	17066065	17058351	17066234	17064437	17067392	17075653
17065816	17057343	17066102	17063964	17066236	17064480	17067393	17075654
17065817	17057344	17066102	17058449	17066239	17064059	17067394	17075655

(CONT.)
1978-81 E.G.R. VALVES
CROSS-REFERENCED FROM
SERVICE TO PRODUCTION NO.S

GM105

SERV	PROD	SERV	PROD	SERV	PROD	SERV	PROD
17067395	17075656						
17067397	17075658						
17067399	17075537						
17068140	17075538						
17068158	17075616						
17068159	17075617						
17068160	17075621						
17068161	17075623						
17068162	17075624						
17068163	17075627						
17068164	17075613						

**E.G.R. VALVES
CROSS-REFERENCED FROM
PRODUCTION TO SERVICE NO.S**

PROD	SERV	PROD	SERV	PROD	SERV	PROD	SERV
7043133	17052669	17082709	17078421				
17058341	17068187	17082710	17078400				
17058426	17066871	17082711	17078380				
17058427	17066866	17082712	17078389				
17060987	17065854	17082713	17078409				
17061108	17065900	17082714	17078381				
17062581	17065871	17082716	17078382				
17062705	17068196	17082720	17078383				
17062706	17066862	17082722	17078410				
17062707	17068197	17082723	17078384				
17063333	17068195	17082726	17068216				
17063334	17063334	17082728	17078430				
17063335	17063335	17082730	17068225				
17063336	17066197	17082731	17068226				
17063337	17063337	17082732	17068227				
17063338	17066199	17082734	17068229				
17063339	17066200	17082738	17068233				
17063341	17066202	17082739	17068234				
17063366	17066205	17082741	17078912				
17063369	17066208	17082742	17078913				
17063370	17066209	17082748	17078337				
17063777	17066263	17082749	17078338				
17063778	17066238	17082751	17078333				
17063995	17078426	17082752	17078334				
17064035	17066265	17082753	17078335				
17064905	17067107	17082754	17078336				
17064909	17067111	17082755	17082755				
17064920	17068207	17082770	17078424				
17064921	17068208	17082772	17078401				
17064924	17068209	17082774	17078402				
17070185	17067116	17082777	17078403				
17075507	17067367	17082778	17066238				
17075587	17078433	17082784	17078408				
17075598	17075598	17082785	17078412				
17075610	17068014	17082786	17078415				
17075611	17068015	17082791	17078404				
17075613	17068164	17082804	17078986				
17075614	17068176	17082805	17078987				
17075616	17068158	17082807	17078423				
17075617	17068159	17082812	17078405				
17075627	17068163	17082814	17078406				
17075628	17068564	17082817	17078428				
17075629	17068565	17082819	17078413				
17075635	17068270	17082826	17078919				
17075636	17068274	17082828	17078425				
17075647	17075647	17082831	17078432				
17075675	17068010	17082835	17082835				
17075677	17068217	17082836	17078431				
17075678	17068218	17082837	17079013				
17075679	17078427	17082839	17079014				
17075680	17078411	94212300	94212300				
17075683	17078386						
17075690	17078387						
17075704	17075704						
17075707	17068179						
17075708	17068180						
17075709	17068181						
17075716	17068182						
17075717	17068183						
17075719	17068184						
17075720	17068193						
17075724	17078417						
17075725	17078418						
17075726	17078419						
17075727	17078420						
17075728	17068201						
17075733	17068212						
17075764	17068213						
17078628	17068564						
17078675	17078427						
17082704	17078398						
17082705	17078399						

FUEL - EXHAUST - CARBURETION

**E.G.R. VALVES
CROSS-REFERENCED FROM
SERVICE TO PRODUCTION NO.S**

SERV	PROD	SERV	PROD	SERV	PROD	SERV	PROD
17052669	7043133	17078337	17082748				
17063334	17063334	17078338	17082749				
17063335	17063335	17078380	17082711				
17063337	17063337	17078381	17082714				
17065854	17060987	17078382	17082716				
17065871	17062581	17078383	17082720				
17065900	17061108	17078384	17082723				
17066197	17063336	17078386	17075683				
17066199	17063338	17078387	17075690				
17066200	17063339	17078389	17082712				
17066202	17063341	17078398	17082704				
17066205	17063366	17078399	17082705				
17066208	17063369	17078400	17082710				
17066209	17063370	17078401	17082772				
17066238	17082778	17078402	17082774				
17066238	17063778	17078403	17082777				
17066263	17063777	17078404	17082791				
17066265	17064035	17078405	17082812				
17066862	17062706	17078406	17082814				
17066866	17058427	17078408	17082784				
17066871	17058426	17078409	17082713				
17067107	17064905	17078410	17082722				
17067111	17064909	17078411	17075680				
17067116	17070185	17078412	17082785				
17067367	17075507	17078413	17082819				
17068010	17075675	17078415	17082786				
17068014	17075610	17078417	17075724				
17068015	17075611	17078418	17075725				
17068158	17075616	17078419	17075726				
17068159	17075617	17078420	17075727				
17068163	17075627	17078421	17082709				
17068164	17075613	17078423	17082807				
17068176	17075614	17078424	17082770				
17068179	17075707	17078425	17082828				
17068180	17075708	17078426	17063995				
17068181	17075709	17078427	17078675				
17068182	17075716	17078427	17075679				
17068183	17075717	17078428	17082817				
17068184	17075719	17078430	17082728				
17068187	17058341	17078431	17082836				
17068193	17075720	17078432	17082831				
17068195	17063333	17078433	17075587				
17068196	17062705	17078912	17082741				
17068197	17062707	17078913	17082742				
17068201	17075728	17078919	17082826				
17068207	17064920	17078986	17082804				
17068208	17064921	17078987	17082805				
17068209	17064924	17079013	17082837				
17068212	17075733	17079014	17082839				
17068213	17075764	17082755	17082755				
17068216	17082726	17082835	17082835				
17068217	17075677	94212300	94212300				
17068218	17075678						
17068225	17082730						
17068226	17082731						
17068227	17082732						
17068229	17082734						
17068233	17082738						
17068234	17082739						
17068270	17075635						
17068274	17075636						
17068564	17078628						
17068564	17075628						
17068565	17075629						
17075598	17075598						
17075647	17075647						
17075704	17075704						
17078333	17082751						
17078334	17082752						
17078335	17082753						
17078336	17082754						

CORVETTE

MODEL REFERENCE

1978 ROCHESTER 4BC

Follow procedure outlined below to determine carburetor and/or part number.

1. Determine vehicle model, check VIN DIVISION CODE.
2. Determine engine and carburetor type.
3. Part number can be determined by cross referencing corresponding column number with same column number on chart.

VIN		USAGE		COL. NO.
PRODUCTION	DIV. CODE			
17058582	1	B, F, X, Y (350) w/A.T., Alt. (exc. A.C.)		3
17058584	1	B, F, X, Y (350) w/A.T., A.C., Alt.		4
17058202	1	B, F, Y (305L) w/A.T., Fed. (exc. A.C., Spl. Hi Perf.)		1
17058204	1	B, F, Y (350L) w/A.T., A.C., Fed. (exc. Spl. Hi Perf.)		2
17058204	1	B, F, Y (350L) w/A.T., A.C., Fed. (exc. Spl. Hi Perf.) (1st Design)		2
17058203	1	Y (350) w/M.T. (M20)		7
17058210	1	Y (350) w/A.T., Spl. Hi Perf		10
17058211	1	Y (350) w/M.T. Spl. Hi Perf. (exc. A.C.)		8
17058228	1	Y (350) w/A.T., A.C. Spl. Hi Perf.		9
17058502	1	Y (350) w/A.T., Calif. (exc. A.C.)		6
17058504	1	Y (350) w/A.C., Calif. A.T.		5
17058206	1	Y (350) w/A.T., A.C., Fed. (exc. Spl. Hi Perf.) (2nd Design)		11

NOTES

1978

ADDITIONAL ATTACHING PARTS

VIN CODE	GROUP	MODEL USAGE	NOUN NAME & DESCRIPTION	QTY.	PART NO.
4	3.726	All (301 4 BC)	Adapter, carb. to int. mflid.	1	10000787
4	3.726	All (301 2 BC)	Adapter, carb. to int. mflid.	1	10001787
1	3.734	All	Cap, intl. mflid. vac. ftg.	AR	343350
12	3.734	All (151)	Cap, emission vac. ftg.	1	343350
2 4	3.734	All (231, 305, 350L)	Cap, intl. mflid. vac. ftg.	1	343350
4	3.734	All (231G-3)	Cap, cruise cont. ftg.	1	343350
2 4	3.734	All (301, 400)	Cap, carb. vac. ftg.	1	343350
4	3.734	All (350H, J)	Cap, intl. mflid. vac. ftg.	1	343350
3	3.725	All (260)	Connector, vac. break T.V.S. (2-way nylon)	1	560625
123	3.750	H (151-1)	Control, closed loop electronic	1	16001622
123	3.755	All (151-1) w/M.T., Calif.	Control, closed looped electronic	1	16004772
123	3.726	All (151)	Gasket, int. mflid. to rad. heat shield	1	331161
1 4	3.726	All (196)	Gasket, carb. to mflid.	1	1257135
1234	3.726	All (231A)	Gasket, carb. to mflid.	1	1257135
3	3.726	All (260)	Gasket, carb.	1	559342
4	3.726	All (231-3)	Gasket, carb. plenum	1	1245915
4	3.726	All (231G-3)	Gasket, EGR chmbr. to plnm. to mflid.	1	1256505
4	3.726	All (231-2)	Gasket, carb. to mflid.	1	1259038
2 4	3.726	All (301 2 BC)	Gasket, carb. to adapter	1	10013919
2 4	3.726	All (301 2 BC)	Gasket, carb. adapter to int. mflid.	1	10001774
2 4	3.726	All (301 4 BC)	Gasket, carb. adapter to int. mflid.	1	10001650
2 4	3.726	All (301 4 BC)	Gasket, carb. to adapter	1	10001651
234	3.726	All (350R, 403)	Gasket, flange	1	419047
2 4	3.726	All (350X)	Gasket, carb. to mflid.	1	1259887
6	3.726	All (425)	Gasket, carb. to mflid.	1	1494992
2 4	3.726	All (400)	Gasket, carb. to dist. plate	1	498796
123	3.726	H (140)	Insulator, carb. heat	1	331160
123	3.726	All (151)	Insulator, carb. to radiant heat shield	1	547213
1	3.726	A (200)	Insulator, carb. heat	1	462693
1	3.726	B, F, X (250)	Insulator, carb. heat	1	333977
1234	3.726	All (305, 2BC)	Insulator, carb. Ht.	1	336060
3	3.726	A (350H, L)	Insulator, carb. heat	1	354310
1234	3.726	All (305H, 350L)	Insulator, carb. heat	1	354310
1	3.726	T	Insulator, carb. heat	1	466347
4	3.726	T	Insulator, carb. heat	1	94202261
4	3.755	All (231-2)	Modulator, eng. vac.	1	1260517
1234	3.750	All (305U)	Pipe, choke air	1	355921
1234	3.750	All (305H, 350L)	Pipe, choke air	1	355922
1234	3.750	All (305, 350L)	Pipe, choke heat	1	355918
234	3.750	All (350R, 403)	Pipe, choke clean air	1	419302
123	3.750	A (231A) w/gages	Relay, choke htr. cont.	1	470374
4	3.750	H (231-2)	Relay, choke	1	16001644
123	3.726	All (151)	Shield, carb. heat	1	10002817
4	3.750	All (400)	Shield, choke hsg.	1	10003937
6	3.820	All (350B)	Solenoid, AC idle compensator	1	1613608
3	3.755	All (260)	Switch, thermo. vac. (choke)	1	3039026
34	3.755	All (350R, 403)	Switch, thermo. vac. (choke)	1	3039026
34	3.755	All (350R, 403 w/Calif.) (exc. E)	Switch, thermo. vac. (egr. & dist.)	1	3033753
4	3.755	All (231-2)	Switch, thermo. vac. (choke)	1	3035810
6	3.755	C w/Fed. (exc. E.F.I.)	Switch, thermo. vac. (choke)	1	3035810
3	3.755	E (403) w/Calif.	Switch, thermo. vac. (egr.)	1	3033753
1 4	3.755	All (196)	Valve, carb. vac. break	1	3031518
1234	3.755	All (231A)	Valve, carb. vac. break	1	3031518
2 4	3.755	All (301, 400)	Valve, carb. vac. break	1	3031518

CORVETTE
1978 ROCHESTER 4 BC
(See Model Reference for Application)

GROUP	DESCRIPTION	QTY.	1	2	3	4	5
3.725	CARBURETOR (Production)	1	17058202	17058204	17058582	17058584	17058504
3.725	CARBURETOR (Service)	1	17055804	17055804	17055874	17055874	17055805
3.724	GASKET KIT	1	17055705	17055705	17055705	17055705	17055705
3.725	OVERHAUL KIT	1	17055706	17055706	17055727	17055727	17055727
3.725	POWER CARB KIT	1	7039349	7039349	7039349	7039349	7039349
3.730	AIR HORN	1	17055703	17055703	17055703	17055703	17055703
3.740	BAFFLE, float bowl	1	7031365	7031365	7031365	7031365	7031365
3.825	BALL, pump discharge	1	7002117	7002117	7002117	7002117	7002117
3.729	BODY ASM., throttle	1	17061441	17061441	17060356	17060356	17060356
3.734	BOWL ASM., float	1	17065160	17065160	17055704	17055704	17055704
3.766	CAM, fast idle	1	17051176	17051176	17051176	17051176	17051176
3.750	CHOKE HOUSING KIT	1	17055546	17055546	17055546	17055546	17055546
3.814	CLIP, float needle (pull)	1	7033751	7033751	7033751	7033751	7033751
3.740	FILTER, fuel inlet	1	5651803	5651803	5651803	5651803	5651803
3.740	FILTER NUT, fuel inlet	1	17051254	17051254	17051254	17051254	17051254
3.745	FLOAT ASM.	1	7043379	7043379	7043379	7043379	7043379
3.738	GASKET, air horn	1	17056357	17056357	17056357	17056357	17056357
3.740	GASKET, filter nut	1	7024281	7024281	7024281	7024281	7024281
3.750	GASKET, stat cover	1	17050961	17050961	17050961	17050961	17050961
3.806	HOLDER KIT, secondary metering rod ...	1	7034522	7034522	7034522	7034522	7034522
3.822	IDLE NEEDLE	AR	7048531	7048531	7048531	7048531	7048531
3.806	INSERT, aneroid cavity	1	17051796	17051796	17051796	17051796	17051796
3.734	INSERT, float bowl	1	7041471	7041471	7041471	7041471	7041471
3.792	JET, primary	AR	7031977	7031977	7031971	7031971	7031971
3.766	LEVER, cam follower	1	7041497	7041497	7041497	7041497	7041497
3.766	LEVER, choke	1	7041542	7041542	7041542	7041542	7041542
3.752	LEVER, coil	1	7041499	7041499	7041499	7041499	7041499
3.766	LEVER, fast idle	1	7041498	7041498	7041498	7041498	7041498
3.752	LEVER, inter choke	1	7031231	7031231	7031231	7031231	7031231
3.842	LEVER, pump actuating	1	7048169	7048169	7048169	7048169	7048169
3.752	LEVER, lockout (sec.)	1	7041473	7041473	7041473	7041473	7041473
3.752	LEVER, stat. cover		—	—	—	—	NS
3.755	LINK, aux vac break	1	NS	NS	NS	NS	—
3.755	LINK, aux vacuum break choke side		—	—	—	—	NS
3.814	NEEDLE & SEAT	1	7035134	7035134	7035134	7035134	7035134
3.747	PIN, float hinge	1	7041469	7041469	7041469	7041469	7041469
3.858	POWER PISTON	1	17051792	17051792	17051792	17051792	17051792
3.838	PUMP ASM.	1	7048874	7048874	7048874	7048874	7048874
3.852	RETAINER, pump discharge ball	1	7029849	7029849	7029849	7029849	7029849
3.750	RETAINER, stat. cover	AR	7000614	7000614	7000614	7000617	7000614
3.752	ROD, choke	1	7041472	7041472	7041472	7041472	7041472
3.752	ROD, inter choke		—	—	—	—	—
3.858	ROD, power piston		—	—	—	—	—
3.843	ROD, pump	1	7026138	7026138	7026138	7026138	7026138
3.806	ROD, metering (sec.)	AR	7045779	7045779	7045779	7045779	7045779
3.755	ROD, vac break	1	7041527	7041527	7041527	7041527	7041527
3.806	ROD ASM., metering (prim.)	1	17051352	17051352	17051341	17051341	17051341
3.730	SCREW, air horn	AR	7014699	7014699	7014699	7014699	7014699
3.730	SCREW, air horn (long)	AR	7029912	7029912	7029912	7029912	7029912
3.730	SCREW, air horn (short)	AR	7031105	7031105	7031105	7031105	7031105
3.755	SCREW, aux vac break		—	—	—	—	—
3.444	SCREW, bracket attach., aux vac break ...	AR	NS	NS	NS	7043682	7043682
3.767	SCREW, cam & fast idle levers		—	—	—	—	—
3.750	SCREW, choke hsg. to bowl	1	7038808	7038808	7038808	7038808	7038808

CORVETTE
1978 ROCHESTER 4 BC (Continued)
(See Model Reference for Application)

GROUP	DESCRIPTION	QTY.	1	2	3	4	5
3.752	SCREW, choke lever	1	7029866	7029866	7029866	7029866	7029866
3.751	SCREW, choke valve	AR	7029866	7029866	7029866	7029866	7029866
3.752	SCREW, coil lever	1	7019709	7019709	7019709	7019709	7019709
3.755	SCREW, control attach.	AR	17050732	17050732	17050732	17050732	17050732
3.766	SCREW, fast idle adj.	1	7044794	7044794	7044794	7044794	7044794
3.767	SCREW, fast idle lever	1	7036079	7036079	7036079	7036079	7036079
3.761	SCREW, idle stop	1	3960392	3960392	3960392	3960392	3960392
3.444	SCREW, throttle stop		—	—	—	—	—
3.741	SCREW, throttle body	AR	7035790	7035790	7035790	7035790	7035790
3.752	SEAL, choke hsg. to bowl	1	7043367	7043367	7043367	7043367	7043367
3.752	SEAL, inter. choke shaft	AR	7037569	7037569	7037569	7037569	7037569
3.752	SHAFT ASM., choke	1	7038259	7038259	7038259	7038259	7038259
3.750	SHAFT ASM., choke w/lever		—	—	—	—	—
3.752	SHAFT & LEVER ASM., inter choke	1	17050754	17050754	17050754	17050754	17050754
3.440	SOLENOID UNIT, w/brkt.	1	NS	NS	NS	1997461	1997461
3.766	SPRING, cam follower		—	—	—	—	—
3.766	SPRING, cam lever	1	17051494	17051494	17051494	17051494	17051494
3.766	SPRING, fast idle screw	1	7029900	7029900	7029900	7029900	7029900
3.740	SPRING, fuel filter	1	7043568	7043568	7043568	7043568	7043568
3.823	SPRING, idle needle	AR	7011479	7011479	7011479	7011479	7011479
3.766	SPRING, idle stop screw	1	7003176	7003176	7003176	7003176	7003176
3.810	SPRING, metering rod (prim.)	1	7041459	7041459	7041459	7041459	7041459
3.859	SPRING, pwr. piston	1	7029529	7036019	7036019	7036019	7036019
3.841	SPRING, pump return	1	7042979	7042979	7042979	7042979	7042979
3.757	SPRING, w/cam	1	7035344	7035344	7035344	7035344	7035344
3.750	STAT. COVER & COIL, elect.		—	—	—	—	NS
3.750	STAT. COVER, COIL & GASKET	1	17051918	17051918	17051918	17051918	17051918
3.761	STOP UNIT, carb throttle		—	—	—	—	—
3.755	VACUUM BREAK & BRACKET, (choke side) (aux)		—	—	—	—	NS
3.755	VACUUM BREAK & BRACKET, rear (aux) .		—	—	—	—	—
3.755	VACUUM BREAK CONT.		—	—	—	—	—
3.755	VACUUM BREAK CONT. ASM., (aux)	1	NS	NS	NS	NS	—
3.755	VACUUM BREAK CONTROL & BRACKET, choke side	1	17050759	17050759	17050759	17050759	17050759
3.751	VALVE, choke	1	7048904	7048904	7048904	7048904	7048904

CORVETTE
1978 ROCHESTER 4 BC
 (See Model Reference for Application)

GROUP	DESCRIPTION	QTY.	6	7	8	9	10
3.725	CARBURETOR (Production)		17058502	17058203	17058211	17058228	17058210
3.725	CARBURETOR (Service)	1	17055805	17055803	17055801	17055888	17055810
3.724	GASKET KIT	1	17055705	17055705	17055705	17055705	17055705
3.725	OVERHAUL KIT	1	17055727	17055706	17055904	17055904	17055904
3.725	POWER CARB KIT	1	7039349	7039349	7039353	7039353	7039353
3.730	AIR HORN	1	17055703	17055703	17055901	17055901	17055901
3.740	BAFFLE, float bowl	1	7031365	7031365	7031365	7031365	7031365
3.825	BALL, pump discharge	1	7002117	7002117	7002117	7002117	7002117
3.729	BODY ASM., throttle	1	17060356	17060387	17058775	17060861	17060861
3.734	BOWL ASM., float	1	17055704	17055704	17055902	17055902	17055902
3.766	CAM, fast idle	1	17051176	17051176	17051176	17051176	17051176
3.750	CHOKE HOUSING KIT	1	17055546	17055546	17055545	17055545	17055545
3.814	CLIP, float needle (pull)	1	7033751	7033751	7033751	7033751	7033751
3.740	FILTER, fuel inlet	1	5651803	5651803	5651803	5651803	5651803
3.740	FILTER NUT, fuel inlet	1	17051254	17051254	17051254	17051254	17051254
3.745	FLOAT ASM.	1	7043379	7043379	7043379	7043379	7043379
3.738	GASKET, air horn	1	17056357	17056357	17056357	17056357	17056357
3.740	GASKET, filter nut	1	7024281	7024281	7024281	7024281	7024281
3.750	GASKET, stat cover	1	17050961	17050961	17050961	17050961	17050961
3.806	HOLDER KIT, secondary metering rod ...	1	7034522	7034522	7034522	7034522	7034522
3.822	IDLE NEEDLE	AR	7048531	7048531	7048531	7048531	7048531
3.806	INSERT, aneroid cavity	1	17051796	17051796	17051796	17051796	17051796
3.734	INSERT, float bowl	1	7041471	7041471	704147	7041471	7041471
3.792	JET, primary	AR	7031971	7031977	7031977	7031977	7031977
3.766	LEVER, cam follower	1	7041497	7041497	7041497	7041497	7041497
3.766	LEVER, choke	1	7041542	7041542	7041542	7041542	7041542
3.752	LEVER, coil	1	7041499	7041499	7041499	7041499	7041499
3.766	LEVER, fast idle	1	7041498	7041498	7041498	7041498	7041498
3.752	LEVER, inter choke	1	7031231	7031231	7031231	7031231	7031231
3.842	LEVER, pump actuating	1	7048169	7048169	7048169	7048169	7048169
3.752	LEVER, lockout (sec.)	1	7041473	7041473	7041473	7041473	7041473
3.752	LEVER, stat. cover		NS	—	—	—	7043368
3.755	LINK, aux vac break	1	—	NS	NS	NS	—
3.755	LINK, aux vacuum break choke side		NS	—	—	—	—
3.814	NEEDLE & SEAT	1	7035134	7035134	7035134	7035134	7035134
3.747	PIN, float hinge	1	7041469	7041469	7041469	7041469	7041469
3.858	POWER PISTON	1	17051792	17051792	17051792	17051792	17051792
3.838	PUMP ASM.	1	7048874	7048874	17051374	17051374	17051374
3.852	RETAINER, pump discharge ball	1	7029849	7029849	7029849	7029849	7029849
3.750	RETAINER, stat. cover	AR	7000614	7000614	7000614	7000614	7000614
3.752	ROD, choke	1	7041472	7041472	7041472	7041472	7041472
3.752	ROD, inter choke		—	—	—	—	—
3.858	ROD, power piston		—	—	—	—	—
3.843	ROD, pump	1	7026138	7026138	7026138	7026138	7026138
3.806	ROD, metering (sec.)	AR	7045779	7045779	7045779	7045779	7045779
3.755	ROD, vac break	1	7041527	7041527	7041527	7041527	7041527
3.806	ROD ASM., metering (prim.)	AR	17051341	17051352	17051353	17051353	—
3.730	SCREW, air horn	AR	7014699	7014699	7014699	7014699	7014699
3.730	SCREW, air horn (long)	AR	7029912	7029912	7029912	7029912	7029912
3.730	SCREW, air horn (short)	AR	7031105	7031105	7031105	7031105	7031105
3.755	SCREW, aux vac break	AR	—	7043682	—	—	—
3.444	SCREW, bracket attach., aux vac break ..	AR	7043682	NS	NS	7043682	—
3.767	SCREW, cam & fast idle levers	1	—	7036079	—	—	—
3.750	SCREW, choke hsg. to bowl	1	7038808	7038808	7038808	7038808	7038808

CORVETTE
1978 ROCHESTER 4 BC (Continued)
(See Model Reference for Application)

GROUP	DESCRIPTION	QTY.	6	7	8	9	10
3.752	SCREW, choke lever	1	7029866	7029866	7029866	7029866	7029866
3.751	SCREW, choke valve	AR	7029866	7029866	7029866	7029866	7029866
3.752	SCREW, coil lever	1	7019709	7019709	7019709	7019709	7019709
3.755	SCREW, control attach.	AR	17050732	17050732	17050732	17050732	17050732
3.766	SCREW, fast idle adj.	1	7044794	7044794	7044794	7044794	7044794
3.767	SCREW, fast idle lever	1	7036079	—	7036079	7036079	7036079
3.761	SCREW, idle stop	1	3960392	3960392	3960392	3960392	3960392
3.444	SCREW, throttle stop	—	—	—	—	—	—
3.741	SCREW, throttle body	AR	7035790	7035790	7035790	7035790	7035790
3.752	SEAL, choke hsg. to bowl	1	7043367	7043367	7043367	7043367	7043367
3.752	SEAL, inter. choke shaft	AR	7037569	7037569	7037569	7037569	7037569
3.752	SHAFT ASM., choke	1	7038259	7038259	7038259	7038259	7038259
3.750	SHAFT ASM., choke w/lever	—	—	—	—	—	—
3.752	SHAFT & LEVER ASM., inter choke	1	17050754	17050754	17050754	17050754	17050754
3.440	SOLENOID UNIT, w/brkt.	1	NS	NS	NS	1997461	—
3.766	SPRING, cam follower	—	—	—	—	—	—
3.766	SPRING, cam lever	1	17051494	17051494	17051494	17051494	17051494
3.766	SPRING, fast idle screw	1	7029900	7029900	7029900	7029900	7029900
3.740	SPRING, fuel filter	1	7043568	7043568	7043568	7043568	7043568
3.823	SPRING, idle needle	AR	7011479	7011479	7011479	7011479	7011479
3.766	SPRING, idle stop screw	1	7003176	7003176	7003176	7003176	7003176
3.810	SPRING, metering rod (prim.)	1	7041459	7041459	7041459	7041459	7041459
3.859	SPRING, pwr. piston	1	7036019	7029529	17052057	17052057	17052057
3.841	SPRING, pump return	1	7042979	7042979	7042979	7042979	7042979
3.757	SPRING, w/cam	1	7035344	7035344	7035344	7035344	7035344
3.750	STAT. COVER & COIL, elect.	1	NS	NS	—	—	—
3.750	STAT. COVER, COIL & GASKET	1	17051918	17051918	17051918	17051918	17051918
3.761	STOP UNIT, carb throttle	—	—	—	NS	NS	—
3.755	VACUUM BREAK & BRACKET, (choke side) (aux)	1	NS	NS	—	—	—
3.755	VACUUM BREAK & BRACKET, rear (aux) ..	—	—	—	—	—	—
3.755	VACUUM BREAK CONT.	—	—	—	—	—	—
3.755	VACUUM BREAK CONT. ASM., (aux)	—	—	17050759	—	—	—
3.755	VACUUM BREAK CONTROL & BRACKET, choke side	1	17050759	—	17053201	17050759	—
3.751	VALVE, choke	1	7048904	7048904	7048904	7048904	7048904

CORVETTE
1978 ROCHESTER 4 BC
 (See Model Reference for Application)

GROUP	DESCRIPTION	QTY.	11
3.725	CARBURETOR (Production)		17058206
3.725	CARBURETOR (Service)	1	17065716
3.724	GASKET KIT	1	17065708
3.725	OVERHAUL KIT	1	17065709
3.725	POWER CARB KIT	1	7039388
3.730	AIR HORN	1	17055703
3.740	BAFFLE, float bowl	1	7031365
3.825	BALL, pump discharge	1	7002117
3.729	BODY ASM., throttle	1	17061441
3.734	BOWL ASM., float	1	17065160
3.766	CAM, fast idle	1	17051176
3.750	CHOKE HOUSING KIT	1	17065328
3.814	CLIP, float needle (pull)	1	7033751
3.740	FILTER, fuel inlet	1	5651803
3.740	FILTER NUT, fuel inlet	1	17051254
3.745	FLOAT ASM.	1	7043379
3.738	GASKET, air horn	1	17056357
3.740	GASKET, filter nut	1	7024281
3.750	GASKET, stat cover	1	17050961
3.806	HOLDER KIT, secondary metering rod	1	7034522
3.822	IDLE NEEDLE	AR	7048531
3.806	INSERT, aneroid cavity	1	17051796
3.734	INSERT, float bowl	1	7041471
3.792	JET, primary	AR	7031976
3.766	LEVER, cam follower	1	7041497
3.766	LEVER, choke	1	7041542
3.752	LEVER, coil	1	7041499
3.766	LEVER, fast idle	1	7041498
3.752	LEVER, inter choke	1	7031231
3.842	LEVER, pump actuating	1	7048169
3.752	LEVER, lockout (sec.)	1	7041473
3.752	LEVER, stat. coil		—
3.755	LINK, aux vac break		—
3.755	LINK, aux vacuum break choke side		—
3.814	NEEDLE & SEAT	1	7035134
3.747	PIN, float hinge	1	7041469
3.858	POWER PISTON	1	17051792
3.838	PUMP ASM.	1	7048874
3.852	RETAINER, pump discharge ball	1	7029849
3.750	RETAINER & SCREW KIT, stat cover	1	17065330
3.750	RETAINER, stat. cover	AR	—
3.752	ROD, choke	1	7041472
3.752	ROD, inter choke	1	—
3.858	ROD, power piston		—
3.843	ROD, pump	1	7026138
3.806	ROD, metering (sec.)	AR	7045779
3.755	ROD, vac break	1	7041527
3.806	ROD ASM., metering (prim.)	AR	17051352
3.730	SCREW, air horn	AR	7014699
3.730	SCREW, air horn (long)	AR	7029912
3.730	SCREW, air horn (short)	AR	7031105
3.755	SCREW, aux vac break		7043682
3.444	SCREW, bracket attach., aux vac break ...	AR	—
3.767	SCREW, cam & fast idle levers		—
3.750	SCREW, choke hsg. to bowl	1	7038808

CORVETTE
1978 ROCHESTER 4 BC (Continued)
(See Model Reference for Application)

GROUP	DESCRIPTION	QTY.	11
3.752	SCREW, choke lever	1	7029866
3.751	SCREW, choke valve	AR	7029866
3.752	SCREW, coil lever	1	7019709
3.755	SCREW, control attach.	AR	17050732
3.766	SCREW, fast idle adj.	1	7044794
3.767	SCREW, fast idle lever attach	1	7036079
3.761	SCREW, idle stop	1	3960392
3.444	SCREW, throttle stop	1	—
3.741	SCREW, throttle body	AR	7035790
3.752	SEAL, choke hsg. to bowl	1	7043367
3.752	SEAL, inter. choke shaft	AR	7037569
3.752	SHAFT ASM., choke	1	7038259
3.750	SHAFT ASM., choke w/lever	1	—
3.752	SHAFT & LEVER ASM., inter choke	1	17050754
3.440	SOLENOID UNIT, w/brkt.	1	1997461
3.766	SPRING, cam follower	—	—
3.766	SPRING, cam lever	1	17051494
3.766	SPRING, fast idle screw	1	7029900
3.740	SPRING, fuel filter	1	7043568
3.823	SPRING, idle needle	AR	7011479
3.766	SPRING, idle stop screw	1	7003176
3.810	SPRING, metering rod (prim.)	1	7041459
3.859	SPRING, pwr. piston	1	7029529
3.841	SPRING, pump return	1	7042979
3.757	SPRING, w/cam	1	7035344
3.750	STAT. COVER & COIL, elect.	—	—
3.750	STAT. COVER, COIL & GASKET	1	17065326
3.761	STOP UNIT, carb throttle	1	—
3.755	VACUUM BREAK & BRACKET, (choke side) (aux)	—	—
3.755	VACUUM BREAK & BRACKET, rear (aux) .	—	—
3.755	VACUUM BREAK CONT.	1	—
3.755	VACUUM BREAK CONT. ASM., (aux)	—	—
3.755	VACUUM BREAK CONTROL & BRACKET, choke side	1	17050759
3.751	VALVE, choke	1	7048904

[illegible]

CORVETTE

MODEL REFERENCE

1979 ROCHESTER 4BC

Follow procedure outlined below to determine carburetor and/or part number.

1. Determine vehicle model, check VIN DIVISION CODE.
2. Determine engine and carburetor type.
3. Part number can be determined by cross referencing corresponding column number with the same column number on charts.

VIN		USAGE	COL. NO.
PRODUCTION	DIV. CODE		
17059203	1	Y w/M.T. (exc. SP H/Per)	1
17059216	1	Y (350) w/A.T., A.C., Fed. (exc. SP H/Per)	2
17059210	1	Y w/SP H/Per, A.T. (exc. A.C.)	3
17059211	1	Y w/SP H/Per, M.T.	4
17059217	1	Y (350) w/A.T., Fed. (exc. A.C., SP H/Per)	5
17059228	1	Y w/SP H/Per, A.T., A.C.	6
17059502	1	Y w/A.T., Calif. (exc. A.C.) (Stamped 17059502)	7
17059504	1	Y w/A.T., A.C., Calif. (Stamped 17059504)	8
17059582	1	Y w/Alt. (exc. A.C., SP H/Per)	9
17059584	1	Y w/A.C., Alt. (exc. SP H/Per)	10
17059507	1 5	Y (350L) w/A.T., Calif., A.C. (Stamped 17059507)	11

1979 ADDITIONAL ATTACHING PARTS

DIV.	GROUP	MODEL USAGE	NOUN NAME & DESCRIPTION	QTY.	PART NO.
2 4	3.726	All (301 4BC)	Adapter, carb. to int. mflid.	1	10000787
2 4	3.726	All (301 2BC)	Adapter, carb. to int. mflid.	1	10001787
3	3.726	All (301Y)	Adapter, carb. to int. mflid.	1	10001787
123	3.726	All (151V) w/Fed.	Adapter, carb. to int. mflid.	1	10004834
123	3.726	All (151-9) w/Calif.	Adapter, carb. to int. mflid.	1	10008981
123	3.750	All (151V,9) (Exc. A/C)	Baffle, choke hsg. shield	1	10003942
123	3.763	All (151V, 9)	Bracket, ret. sprg. & cutoff sw.	1	10004199
123	3.763	All (151V, 9)	Bracket, throt & downshift control cable	1	10005859
123	3.755	All (151-9) w/Calif. closed loop, A.T.	Calibrator, carb. controller	1	1224335
123	3.755	All (151-9) w/Calif. closed loop, A.T.	Calibrator, carb. controller	1	1224336
1234	3.755	All (231A) w/closed loop, Calif.	Calibrator, carb. controller	1	1224311
123	3.734	All (151)	Cap, Emissions vac. ftg.	1	343350
234	3.734	All (305, 350L)	Cap, inl. mflid. vac. ftg.	1	343350
234	3.734	All (301)	Cap, carb. vac. ftg.	1	343350
4	3.734	All (231G, 3)	Cap, cruise cont. ftg.	1	343350
CT	3.870	C314 (03) (350) (2 Bbl.)	Connector, gov. vlv. vac. hose	1	6268181
123	3.755	All (151-1) w/Calif.	Control, closed loop electronic	1	16001622
1234	3.755	All (231A) w/closed loop, Calif.	Controller, carb. (remanufactured) (w/o Calibrator) ...	1	1224330
123	3.726	All (151-1) w/Calif.	Gasket, int. mflid. to rad. heat shield	1	331161
234	3.726	All (350R-403)	Gasket, flange	1	419047
2	3.726	All (400)	Gasket, carb. to dist. plate	1	498796
3	3.726	All (260)	Gasket, carb.	1	559342
4	3.726	All (231-3)	Gasket, carb. plenum	1	1245915
4	3.726	A, B (231-3)	Gasket, EGR chmbr. to plnm to mflid.	1	1256505
2 4	3.726	All (350X)	Gasket, carb. to mflid.	1	1259887
6	3.726	All (425)	Gasket, carb. to mflid.	1	1494992
2 4	3.726	All (301 2BC)	Gasket, carb. to adapter	1	10013919
2 4	3.726	All (301 4BC)	Gasket, carb. to adapter to int. mflid.	1	10001650
2 4	3.726	All (301 4BC)	Gasket, carb. to adapter	1	10001651
2 4	3.726	All (301 2BC)	Gasket, carb. adapter to int. mflid.	1	10001774
123	3.726	All (151V, 9)	Gasket, carb. to int. mflid.	1	10004836
3	3.726	All (301Y)	Gasket, carb. adapter to int. mflid.	1	10001774
23 5	3.726	All (231)	Gasket, carb. to mflid.	1	25502203
1 4	3.726	All (196, 231A, 2)	Gasket, carb. to mflid.	1	25502203
4	3.726	T	Gasket, carb. insulator	1	94202261
123	3.726	All (151V, 9)	Insulator, carb. to adapter	1	10017667
1 5	3.726	All (V8 2BC)	Insulator, carb. heat	1	14005211
CT	3.726	All (305)	Insulator, carb. heat	1	14005211
123	3.726	All (151-1) w/Calif.	Insulator, carb. to radiant heat shield	1	547213
1	3.726	T (1st des.)	Insulator, carb. ht. (use w/466377 inlet mflid.)	1	331160
1	3.726	T (2nd des.)	Insulator, carb. ht. (use w/14004454 inlet mflid.)	1	14015698
4	3.726	T	Insulator, carb. heat	1	94202260
CT	3.750	CK1-2 (305)	Insulator, auto choke therm	1	476343
1	3.726	B, F, X (250)	Insulator, cable ht.	1	333977
CT	3.726	P1	Insulator, carb. ht.	1	333977
CT	3.726	P2, 3 (42) (232)	Insulator, carb. ht.	1	333977
12345	3.726	All (305H, 350L)	Insulator, carb. ht.	1	354310
CT	3.726	CKPG1, 2, 3 (V8) (exc. Diesel)	Insulator, carb. ht.	1	354310
234	3.726	All (305 G)	Insulator, carb. ht.	1	14005211
CT	3.726	CK1, 2 (250)	Insulator, carb. ht.	1	14002056
CT	3.726	G1, 2, 3 (250)	Insulator, carb. ht.	1	14002056
12345	3.726	All (305 2BC)	Insulator, carb. ht.	1	336060
1234	3.843	All (151V, 9)	Link, carb. lvr. to idler lvr.	1	10005882
CT	3.818	CP1, 2, 3 (454)	Pipe, choke air inl.	1	354438
CT	3.818	CP1, 2, 3 (454)	Pipe, choke air otlt.	1	354439

1979 ADDITIONAL ATTACHING PARTS (Continued)

DIV.	GROUP	MODEL USAGE	NOUN NAME & DESCRIPTION	QTY.	PART NO.
1234	3.843	All (151V, 9)	Link, carb. lvr. to idler lvr.	1	10005882
	CT 3.818	CP1, 2, 3 (454)	Pipe, choke air inl.	1	354438
	CT 3.818	CP1, 2, 3 (454)	Pipe, choke air otlt.	1	354439
234	3.750	All (350R, 403)	Pipe, clean air	1	419302
1	3.750	A (267)	Pipe, choke air	1	14006703
	CT 3.750	All (305)	Pipe, choke air	1	14006703
1234	3.750	All (305G)	Pipe, choke air	1	14006703
1 3 5	3.750	A (231A) w/gages	Relay, choke htr. cont.	1	470374
	6 3.750	All (350N)	Relay, fast idle (9.277)	1	413074
	3 3.750	A (350N)	Relay, fast idle (9.277)	1	413074
	3 3.750	B, C, E w/diesel econ. pkg. (Y69)	Relay, fast idle	1	413074
	3 3.750	X (231) w/rally gages	Relay, elec. choke (9277)	1	499786
123	3.726	All (151-1) w/Calif.	Shield, carb. heat	1	10002817
2	3.750	All (400)	Shield, choke hsg.	1	10003937
	6 3.820	All (350B)	Solenoid, AC idle compensator	1	1613608
123	3.767	All (151V, 9)	Spacer, idler lvr. to int. mfl.	1	10005862
1234 6	3.726	All (151V, 9)	Stud., carb. to mfl.(M8 × 1.25 × 98)	2	10009159
234	3.755	All (231-2)	Switch, thermo. vac. (choke)	1	3034810
	6 3.755	All (425) w/Fed. (exc. E.F.I.) ...	Switch, thermo. vac. (choke)	1	3035810
234	3.755	All (350R, 403)	Switch, thermo. vac. (choke)	1	3039026
3	3.755	All (260)	Switch, thermo. vac. (choke)	1	3039026
1234	3.755	All (231A)	Valve, carb. vac. break	1	3031518
2	3.755	All (400)	Valve, carb. vac. break	1	3031518
234	3.755	All (301)	Valve, carb. vac. break	1	3031518
4	3.755	E (231-3)	Valve, carb. vac. break	1	3031518

CORVETTE
1979 ROCHESTER 4 BC
 (See Model Reference for Application)

GROUP	DESCRIPTION	QTY	1	2	3	4	5
3.725	CARBURETOR (Production)		17059203	17059216	17059210	17059211	17059217
3.725	CARBURETOR (Service)	1	17065500	17065699	17065576	17065575	17065699
3.724	GASKET KIT	1	17065432	17065432	17065432	17065432	17065432
3.725	POWER CARB KIT	1	7039371	7039371	7039372	7039372	7039371
3.730	AIR HORN	1	17055703	17055703	17055901	17055901	17055703
3.740	BAFFLE, float bowl	1	7031365	7031365	7031365	7031365	7031365
3.825	BALL, pump discharge	1	7002117	7002117	7002117	7002117	7002117
3.729	BODY ASM., throttle	1	17061363	17062717	17061366	17061367	17062717
3.734	BOWL ASM., float	1	17065430	17065430	17065436	17065436	17065430
3.459	BRACKET, throttle return spring	1	—	—	—	—	—
3.444	BRACKET & WASHER	1	—	—	—	—	—
3.766	CAM, fast idle	1	17061541	17061541	17061541	17061541	17061541
3.750	CHOKE HOUSING KIT	1	17065162	17065162	17055545	17055545	17065162
3.814	CLIP, float needle (pull)	1	7033751	7033751	7033751	7033751	7033751
3.820	COVER, idle compensator	1	—	—	—	—	—
3.740	FILTER, fuel inlet	1	5651803	5651803	5651803	5651803	5651803
3.740	FILTER NUT, fuel inlet	1	17051254	17051254	17051254	17051254	17051254
3.745	FLOAT ASM.	1	7043379	7043379	7043379	7043379	7043379
3.738	GASKET, air horn	1	17056357	17056357	17056357	17056357	17056357
3.740	GASKET, filter nut	1	7024281	7024281	7024281	7024281	7024281
3.820	GASKET, idle compensator	1	—	—	—	—	—
3.750	GASKET, stat cover	1	17050961	17050961	17050961	17050961	17050961
3.806	HOLDER KIT, secondary metering rod	1	7034522	7034522	7034522	7034522	7034522
3.820	IDLE COMPENSATOR	1	—	—	—	—	—
3.822	IDLE NEEDLE	AR	17060612	17060612	17060612	17060612	17060612
3.806	INSERT, aneroid cavity	1	17051796	17051796	17051796	17051796	17051796
3.734	INSERT, float bowl	1	7041471	7041471	7041471	7041471	7041471
3.792	JET, primary	AR	7031972	7031972	7031977	7031977	7031972
3.766	LEVER, cam follower	1	7041497	7041497	7041497	7041497	7041497
3.766	LEVER, choke	1	7041542	7041542	7041542	7041542	7041542
3.752	LEVER, coil	1	7041499	7041499	7041499	7041499	7041499
3.766	LEVER, fast idle	1	7041498	7041498	7041498	7041498	7041498
3.752	LEVER, inter choke	1	7031231	7031231	7031231	7031231	7031231
3.842	LEVER, pump actuating	1	7048169	7048169	7048169	7048169	7048169
3.752	LEVER, lockout (sec.)	1	7041473	7041473	7041473	7041473	7041473
3.752	LEVER, stat. cover	—	—	—	—	—	—
3.755	LINK, aux vac break	—	—	—	—	—	—
3.755	LINK, aux vacuum break choke side	—	—	—	—	—	—
3.814	NEEDLE & SEAT	1	7035134	7035134	7035134	7035134	7035134
3.747	PIN, float hinge	1	7041469	7041469	7041469	7041469	7041469
3.858	POWER PISTON	1	17051792	17051792	17051792	17051792	17051792
3.838	PUMP ASM.	1	17051117	17051117	17051374	17051374	17051117
3.852	RETAINER, pump discharge ball	1	7029849	7029849	7029849	7029849	7029849
3.750	RETAINER, stat. cover	AR	7000614	7000614	7000614	7000614	7000614
3.752	ROD, choke	1	7041472	7041472	7041472	7041472	7041472
3.752	ROD, inter choke	1	—	—	—	—	—
3.858	ROD, power piston	—	—	—	—	—	—
3.843	ROD, pump	1	7026138	7026138	7026138	7026138	7026138
3.806	ROD, metering (sec.)	AR	7045779	7045779	7045779	7045779	7045779
3.755	ROD, vac break	1	7041527	7041527	7041527	7041527	7041527
3.806	ROD ASM., metering (prim.)	AR	17051340	17051340	17051353	17051353	17051340
3.730	SCREW, air horn	AR	7014699	7014699	7014699	7014699	7014699
3.730	SCREW, air horn (long)	AR	7029912	7029912	7029912	7029912	7029912
3.730	SCREW, air horn (short)	AR	7031105	7031105	7031105	7031105	7031105
3.755	SCREW, aux vac break	—	—	—	—	—	—

CORVETTE
1979 ROCHESTER 4 BC (Continued)
(See Model Reference for Application)

GROUP	DESCRIPTION	QTY	1	2	3	4	5
3.444	SCREW, bracket attach., aux vac break . . .	AR	—	7043682	—	—	—
3.767	SCREW, cam & fast idle levers	—	—	—	—	—	—
3.750	SCREW, choke hsg. to bowl	1	7038808	7038808	7038808	7038808	7038808
3.752	SCREW, choke lever	1	7029866	7029866	7029866	7029866	7029866
3.751	SCREW, choke valve	AR	7029866	7029866	7029866	7029866	7029866
3.752	SCREW, coil lever	1	7019709	7019709	7019709	7019709	7019709
3.755	SCREW, control attach	AR	17050732	17050732	17050732	17050732	17050732
3.766	SCREW, fast idle adj	1	7044794	7044794	7044794	7044794	7044794
3.767	SCREW, fast idle lever	1	7036079	7036079	7036079	7036079	7036079
3.761	SCREW, idle stop	1	3960392	3960392	3960392	3960392	3960392
3.444	SCREW, throttle stop	1	—	—	—	—	—
3.741	SCREW, throttle body	AR	7035790	7035790	7035790	7035790	7035790
3.752	SEAL, choke hsg. to bowl	1	7043367	7043367	7043367	7043367	7043367
3.752	SEAL, inter. choke shaft	AR	7037569	7037569	7037569	7037569	7037569
3.752	SHAFT ASM., choke	1	7038259	7038259	7038259	7038259	7038259
3.750	SHAFT ASM., choke w/lever	1	—	—	—	—	—
3.752	SHAFT & LEVER ASM., inter choke	1	17050754	17050754	17050754	17050754	17050754
3.440	SOLENOID UNIT, w/brkt	1	—	17061769	—	—	—
3.766	SPRING, cam follower	—	—	—	—	—	—
3.766	SPRING, cam lever	1	17051494	17051494	17051494	17051494	17051494
3.766	SPRING, fast idle screw	1	7029900	7029900	7029900	7029900	7029900
3.740	SPRING, fuel filter	1	7043568	7043568	7043568	7043568	7043568
3.823	SPRING, idle needle	AR	17060834	17060834	17060834	17060834	17060834
3.766	SPRING, idle stop screw	1	7003176	7003176	7003176	7003176	7003176
3.810	SPRING, metering rod (prim.)	1	7041459	7041459	7041459	7041459	7041459
3.859	SPRING, pwr. piston	1	7036019	7036019	17052057	17052057	7036019
3.841	SPRING, pump return	1	7042979	7042979	7042979	7042979	7042979
3.757	SPRING, w/cam	1	7035344	7035344	7035344	7035344	7035344
3.750	STAT. COVER & COIL, elect	—	—	—	—	—	—
3.750	STAT. COVER, COIL & GASKET	1	17051918	17051918	17051918	17051918	17051918
3.761	STOP UNIT, carb throttle	1	—	—	—	—	—
3.755	VACUUM BREAK & BRACKET, (choke side) (aux)	—	—	—	—	—	—
3.755	VACUUM BREAK & BRACKET, rear (aux)	—	—	—	—	—	—
3.755	VACUUM BREAK CONT	1	—	—	—	—	—
3.755	VACUUM BREAK CONT. ASM., (aux)	—	—	—	—	—	—
3.755	VACUUM BREAK CONTROL & BRACKET, choke side	1	17050759	17050759	17053201	17053201	17050759
3.751	VALVE, choke	1	7048904	7048904	7048904	7048904	7048904
3.444	WASHER, tab locking	1	—	—	—	—	—
3.823	WASHER, idle needle spring	1	17061209	17061209	17061209	17061209	17061209

CORVETTE
1979 ROCHESTER 4 BC
 (See Model Reference for Application)

GROUP	DESCRIPTION	QTY.	6	7	8	9	10
3.725	CARBURETOR (Production)		17059228	17059502	17059504	17059582	17059584
3.725	CARBURETOR (Service)	1	17065576	17065504	17065504	17065574	17065574
3.724	GASKET KIT	1	17065432	17065432	17065432	17065432	17065432
3.725	POWER CARB KIT	1	7039372	7039371	7039371	7039371	7039371
3.730	AIR HORN	1	17055901	17055703	17055703	17055703	17055703
3.740	BAFFLE, float bowl	1	7031365	7031365	7031365	7031365	7031365
3.825	BALL, pump discharge	1	7002117	7002117	7002117	7002117	7002117
3.729	BODY ASM., throttle	1	17061366	17061364	17061364	17061364	17061364
3.734	BOWL ASM., float	1	17065436	17065430	17065430	17065430	17065430
3.459	BRACKET, throttle return spring	1	—	—	—	—	—
3.444	BRACKET & WASHER	1	—	—	—	—	—
3.766	CAM, fast idle	1	17061541	17061541	17061541	17061541	17061541
3.750	CHOKE HOUSING KIT	1	17055545	17065162	17065162	17065162	17065162
3.814	CLIP, float needle (pull)	1	7033751	7033751	7033751	7033751	7033751
3.820	COVER, idle compensator	1	—	—	—	—	—
3.740	FILTER, fuel inlet	1	5651803	5651803	5651803	5651803	5651803
3.740	FILTER NUT, fuel inlet	1	17051254	17051254	17051254	17051254	17051254
3.745	FLOAT ASM.	1	7043379	7043379	7043379	7043379	7043379
3.738	GASKET, air horn	1	17056357	17056357	17056357	17056357	17056357
3.740	GASKET, filter nut	1	7024281	7024281	7024281	7024281	7024281
3.820	GASKET, idle compensator	1	—	—	—	—	—
3.750	GASKET, stat cover	1	17050961	17050961	17050961	17050961	17050961
3.806	HOLDER KIT, secondary metering rod	1	7034522	7034522	7034522	7034522	7034522
3.820	IDLE COMPENSATOR	1	—	—	—	—	—
3.822	IDLE NEEDLE	AR	17060612	17060612	17060612	17060612	17060612
3.806	INSERT, aneroid cavity	1	17051796	17051796	17051796	17051796	17051796
3.734	INSERT, float bowl	1	7041471	7041471	7041471	7041471	7041471
3.792	JET, primary	AR	7031977	7031972	7031972	7031971	7031971
3.766	LEVER, cam follower	1	7041497	7041497	7041497	7041497	7041497
3.766	LEVER, choke	1	7041542	7041542	7041542	7041542	7041542
3.752	LEVER, coil	1	7041499	7041499	7041499	7041499	7041499
3.766	LEVER, fast idle	1	7041498	7041498	7041498	7041498	7041498
3.752	LEVER, inter choke	1	7031231	7031231	7031231	7031231	7031231
3.842	LEVER, pump actuating	1	7048169	7048169	7048169	7048169	7048169
3.752	LEVER, lockout (sec.)	1	7041473	7041473	7041473	7041473	7041473
3.752	LEVER, stat. cover	1	—	—	—	—	—
3.755	LINK, aux vac break	1	—	—	—	—	—
3.755	LINK, aux vacuum break choke side	1	—	—	—	—	—
3.814	NEEDLE & SEAT	1	7035134	7035134	7035134	7035134	7035134
3.747	PIN, float hinge	1	7041469	7041469	7041469	7041469	7041469
3.858	POWER PISTON	1	17051792	17051792	17051792	17051792	17051792
3.838	PUMP ASM.	1	17051374	17051117	17051117	17051117	17051117
3.852	RETAINER, pump discharge ball	1	7029849	7029849	7029849	7029849	7029849
3.750	RETAINER, stat. cover	AR	7000614	7000614	7000614	7000614	7000614
3.752	ROD, choke	1	7041472	7041472	7041472	7041472	7041472
3.752	ROD, inter choke	1	—	—	—	—	—
3.858	ROD, power piston	1	—	—	—	—	—
3.843	ROD, pump	1	7026138	7026138	7026138	7026138	7026138
3.806	ROD, metering (sec.)	AR	7045779	7045779	7045779	7045779	7045779
3.755	ROD, vac break	1	7041527	7041527	7041527	7041527	7041527
3.806	ROD ASM., metering (prim.)	AR	17051353	17051340	17051340	17051341	17051341
3.730	SCREW, air horn	AR	7014699	7014699	7014699	7014699	7014699
3.730	SCREW, air horn (long)	AR	7029912	7029912	7029912	7029912	7029912
3.730	SCREW, air horn (short)	AR	7031105	7031105	7031105	7031105	7031105
3.755	SCREW, aux vac break	1	—	—	—	—	—

CORVETTE
1979 ROCHESTER 4 BC (Continued)
(See Model Reference for Application)

GROUP	DESCRIPTION	QTY	6	7	8	9	10
3.444	SCREW, bracket attach., aux vac break . . .	AR	7043682	—	7043682	—	7043682
3.767	SCREW, cam & fast idle levers		—	—	—	—	—
3.750	SCREW, choke hsg. to bowl	1	7038808	7038808	7038808	7038808	7038808
3.752	SCREW, choke lever	1	7029866	7029866	7029866	7029866	7029866
3.751	SCREW, choke valve	AR	7029866	7029866	7029866	7029866	7029866
3.752	SCREW, coil lever	1	7019709	7019709	7019709	7019709	7019709
3.755	SCREW, control attach.	AR	17050732	17050732	17050732	17050732	17050732
3.766	SCREW, fast idle adj.	1	7044794	7044794	7044794	7044794	7044794
3.767	SCREW, fast idle lever	1	7036079	7036079	7036079	7036079	7036079
3.761	SCREW, idle stop	1	3960392	3960392	3960392	3960392	3960392
3.444	SCREW, throttle stop	1	—	—	—	—	—
3.741	SCREW, throttle body	AR	7035790	7035790	7035790	7035790	7035790
3.752	SEAL, choke hsg. to bowl	1	7043367	7043367	7043367	7043367	7043367
3.752	SEAL, inter. choke shaft	AR	7037569	7037569	7037569	7037569	7037569
3.752	SHAFT ASM., choke	1	7038259	7038259	7038259	7038259	7038259
3.750	SHAFT ASM., choke w/lever	1	—	—	—	—	—
3.752	SHAFT & LEVER ASM., inter choke	1	17050754	17050754	17050754	17050754	17050754
3.440	SOLENOID UNIT, w/brkt.	1	17061769	—	17061769	17061769	17061769
3.766	SPRING, cam follower		—	—	—	—	—
3.766	SPRING, cam lever	1	17051494	17051494	17051494	17051494	17051494
3.766	SPRING, fast idle screw	1	7029900	7029900	7029900	7029900	7029900
3.740	SPRING, fuel filter	1	7043568	7043568	7043568	7043568	7043568
3.823	SPRING, idle needle	AR	17060834	17060834	17060834	17060834	17060834
3.766	SPRING, idle stop screw	1	7003176	7003176	7003176	7003176	7003176
3.810	SPRING, metering rod (prim.)	1	7041459	7041459	7041459	7041459	7041459
3.859	SPRING, pwr. piston	1	17052057	7037305	7037305	7036019	7036019
3.841	SPRING, pump return	1	7042979	7042979	7042979	7042979	7042979
3.757	SPRING, w/cam	1	7035344	7035344	7035344	7035344	7035344
3.750	STAT. COVER & COIL, elect.		—	—	—	—	—
3.750	STAT. COVER, COIL & GASKET	1	17051918	17051918	17051918	7036948	7036948
3.761	STOP UNIT, carb throttle	1	—	—	—	—	—
3.755	VACUUM BREAK & BRACKET, choke side) (aux)		—	—	—	—	—
3.755	VACUUM BREAK & BRACKET, rear (aux)		—	—	—	—	—
3.755	VACUUM BREAK CONT.	1	—	—	—	—	—
3.755	VACUUM BREAK CONT. ASM., (aux)		—	—	—	—	—
3.755	VACUUM BREAK CONTROL & BRACKET, choke side	1	17053201	17050759	17050759	17050759	17050759
3.751	VALVE, choke	1	7048904	7048904	7048904	7048904	7048904
3.444	WASHER, tab locking	1	—	—	—	—	—
3.823	WASHER, idle needle spring	1	17061209	17061209	17061209	17061209	17061209

CORVETTE
1979 ROCHESTER 4 BC
(See Model Reference for Application)

GROUP	DESCRIPTION	QTY.	11
3.725	CARBURETOR (Production)		17059507
3.725	CARBURETOR (Service)	1	17066307
3.724	GASKET KIT	1	17065432
3.725	POWER CARB KIT	1	7039371
3.730	AIR HORN	1	17055703
3.740	BAFFLE, float bowl	1	7031365
3.825	BALL, pump discharge	1	7002117
3.729	BODY ASM., throttle	1	17062966
3.734	BOWL ASM., float	1	17065430
3.459	BRACKET, throttle return spring	1	—
3.444	BRACKET & WASHER	1	—
3.766	CAM, fast idle	1	17061541
3.750	CHOKE HOUSING KIT	1	17065162
3.814	CLIP, float needle (pull)	1	7033751
3.820	COVER, idle compensator	1	—
3.740	FILTER, fuel inlet	1	5651803
3.740	FILTER NUT, fuel inlet	1	17051254
3.745	FLOAT ASM.	1	7043379
3.738	GASKET, air horn	1	17056357
3.740	GASKET, filter nut	1	7024281
3.820	GASKET, idle compensator	1	—
3.750	GASKET, stat cover	1	17050961
3.806	HOLDER KIT, secondary metering rod	1	7034522
3.820	IDLE COMPENSATOR	1	—
3.822	IDLE NEEDLE	AR	17062905
3.806	INSERT, aneroid cavity	1	17051796
3.734	INSERT, float bowl	1	7041471
3.792	JET, primary	AR	7031972
3.766	LEVER, cam follower	1	7041497
3.766	LEVER, choke	1	7041542
3.752	LEVER, coil	1	7041499
3.766	LEVER, fast idle	1	7041498
3.752	LEVER, inter choke	1	7031231
3.842	LEVER, pump actuating	1	7048169
3.752	LEVER, lockout (sec.)	1	7041473
3.752	LEVER, stat. cover		—
3.755	LINK, aux vac break		—
3.755	LINK, aux vacuum break choke side		—
3.814	NEEDLE & SEAT	1	7035134
3.747	PIN, float hinge	1	7041469
3.858	POWER PISTON	1	17051792
3.838	PUMP ASM.	1	17051117
3.852	RETAINER, pump discharge ball	1	7029849
3.750	RETAINER, stat. cover	AR	7000614
3.752	ROD, choke	1	17058457
3.752	ROD, inter choke	1	—
3.858	ROD, power piston		—
3.843	ROD, pump	1	7026138
3.806	ROD, metering (sec.)	AR	7045779
3.755	ROD, vac break	1	7041527
3.806	ROD ASM., metering (prim.)	AR	17051340
3.730	SCREW, air horn	AR	7014699
3.730	SCREW, air horn (long)	AR	7029912
3.730	SCREW, air horn (short)	AR	7031105
3.755	SCREW, aux vac break		—

CORVETTE
1979 ROCHESTER 4 BC (Continued)
(See Model Reference for Application)

GROUP	DESCRIPTION	QTY.	11
3.444	SCREW, bracket attach., aux vac break . . .	AR	7043682
3.767	SCREW, cam & fast idle levers		—
3.750	SCREW, choke hsg. to bowl	1	7038808
3.752	SCREW, choke lever	1	7029866
3.751	SCREW, choke valve	AR	7029866
3.752	SCREW, coil lever	1	7019709
3.755	SCREW, control attach	AR	17050732
3.766	SCREW, fast idle adj.	1	7044794
3.767	SCREW, fast idle lever	1	7036079
3.761	SCREW, idle stop	1	3960392
3.444	SCREW, throttle stop	1	—
3.741	SCREW, throttle body	AR	7035790
3.752	SEAL, choke hsg. to bowl	1	7043367
3.752	SEAL, inter. choke shaft	AR	7037569
3.752	SHAFT ASM., choke	1	7038259
3.750	SHAFT ASM., choke w/lever	1	—
3.752	SHAFT & LEVER ASM., inter choke	1	17063458
3.440	SOLENOID UNIT, w/brkt.	1	17061769
3.766	SPRING, cam follower		—
3.766	SPRING, cam lever	1	17051494
3.766	SPRING, fast idle screw	1	7029900
3.740	SPRING, fuel filter	1	7043568
3.823	SPRING, idle needle	AR	—
3.766	SPRING, idle stop screw	1	7003176
3.810	SPRING, metering rod (prim.)	1	7041459
3.859	SPRING, pwr. piston	1	7037305
3.841	SPRING, pump return	1	7042979
3.757	SPRING, w/cam	1	7035344
3.750	STAT. COVER & COIL, elect.		—
3.750	STAT. COVER, COIL & GASKET	1	17051918
3.761	STOP UNIT, carb throttle	1	—
3.755	VACUUM BREAK & BRACKET, choke side) (aux)		—
3.755	VACUUM BREAK & BRACKET, rear (aux)		—
3.755	VACUUM BREAK CONT.	1	—
3.755	VACUUM BREAK CONT. ASM., (aux)		—
3.755	VACUUM BREAK CONTROL & BRACKET, choke side	1	17050759
3.751	VALVE, choke	1	7048904
3.444	WASHER, tab locking		—
3.823	WASHER, idle needle spring	1	—

[illegible]

CORVETTE

MODEL REFERENCE

1980 ROCHESTER 4BC

V54

Follow procedure outlined below to determine carburetor and/or part number.

1. Determine vehicle model, check VIN DIVISION CODE.
2. Determine engine and carburetor type.
3. Part number can be determined by cross referencing corresponding column number with same column number on charts.

VIN		USAGE	COL. NO.
PRODUCTION	DIV. CODE		
17080204	1	Y (350) w/A.T. (MV4) (Exc. SP. H/PER)	1
17080207	1	Y (350) w/M.T. (Exc. SP. H/PER)	2
17080228	1	Y (350) w/SP. H/PER, A.T. (MV4)	3
17080504	1	Y (305H)	4
17080517	1	Y (305H)	5

1980 ADDITIONAL ATTACHING PARTS

DIV.	GROUP	MODEL USAGE	NOUN NAME & DESCRIPTION	QTY.	PART NO.
2 4	3.726	All (301, 4.9T)	Adapter, carb. to int. manif.	1	10000787
1	3.726	F (4.9T)	Adapter, carb. to int. mflid.	1	10000787
2	3.726	All (4.3S)	Adapter, carb. to int. manif.	1	10001787
123	3.726	H (151V)	Adapter, carb. to int. manif.	1	10014244
1234	3.726	X (151)	Adapter, carb. to int. manif.	1	10014244
4	3.726	A (4.3S)	Adapter, carb. to int. mflid.	1	10001787
123	3.750	H (151V)	Baffle, choke hsg. shield	1	10003942
1234	3.726	H, X (151)	Bolt, Adapter to int. manif. (3708)	1	1257144
1234	3.767	All (151) w/Cross Flow	Bolt, idler lvr. to int. manif.	1	10007510
123	3.763	H (151V)	Bracket, ret. spg. & cutoff sw	1	10004199
1234	3.763	X (151)	Bracket, ret. spring. & cutoff sw	1	10004199
123	3.755	H (151) w/Closed Loop, A.T. ..	Calibrator, carb. controller	1	1224335
123	3.755	H (151) w/Closed Loop M.T. ..	Calibrator, carb. controller	1	1224336
1234	3.755	X (2.8) w/Calif., Closed Loop M.T.	Calibrator, carb. controller	1	1224332
1234	3.734	All	Cap, emission vac. ftg.	1	343350
2 4	3.726	B, C (350X)	Gasket, carb.	1	25505329
4 6	3.726	All (4.1-4)	Gasket carb.	1	25505329
2 4	3.726	All (301, 4.9T)	Gasket, carb. adapter to int. manif.	1	10001650
1	3.726	F (4.9T)	Gasket, carb. adapter to int. mflid.	1	10001650
1234	3.726	H (151V)	Gasket, carb. adapter to int. manif.	1	10004836
123	3.726	X (151)	Gasket, carb. adapter to int. manif.	1	10004836
3	3.726	B-C-E (307)	Gasket, carb. flange	1	419047
34	3.726	All (350R)	Gasket, carb. flange	1	419047
3	3.726	All (260)	Gasket, carb. flange	1	559342
1 4	3.726	All (231-3)	Gasket, carb. plenum	1	1245915
1	3.726	A (231-3)	Gasket, EGR chamber to plenum & to manif.	2	25504639
4	3.726	A-B (231-3)	Gasket, EGR chamber to plenum & to manif.	1	25504639
2 4	3.726	All (301)	Gasket, carb. to adapter	1	10001651
6	3.726	C-D-Z (368-6)	Gasket, carb. to manif.	1	1494992
6	3.726	E, K (368-9)	Gasket, TB1 to int. manif.	1	1617352
1234	3.726	All (231A)	Gasket, carb. to manif.	1	25502203
12	3.726	F (4.9T)	Gasket, carb. to plenum	1	10013356
2	3.726	A, B, F, G (4.3S)	Gasket, carb. adapter to int. mflid.	1	10001774
4	3.726	A (4.3S)	Gasket, carb. adapter to int. mflid.	1	10001774
2	3.726	A, B, F, G (4.3S)	Gasket, flange	1	10013919
3	3.726	B (4.3S)	Gasket, carb. to adapter	1	10013919
4	3.726	A (4.3S)	Gasket, carb. to adapter	1	10013919
1	3.726	T	Heater, int. manif.	1	14001101
CT	3.726	P 1	Insulator, carb. HT	1	333977
CT	3.726	P 2, 3 (42) (292)	Insulator, carb. HT	1	333977
CT	3.726	CK 2, 3 (292)	Insulator, carb. HT	1	333977
CT	3.726	All (V8)	Insulator, carb. HT	1	354310
1	3.726	Y	Insulator, carb. HT	1	354310
1 5	3.726	A, B, F, G, H (305H, 350L)	Insulator, carb. HT	1	354310
34	3.726	A, B, C, E, H (305H, 350L)	Insulator, carb. HT	1	354310
CT	3.726	CKG 1, 2, 3 (350, 400) w/4BC ..	Insulator, carb. HT	1	476325
CT	3.726	CK 1, 2 (250)	Insulator, carb. HT	1	14002056
CT	3.726	G 1, 2 (229)	Insulator, carb. HT	1	14002056
CT	3.726	CG 1, (305)	Insulator, carb. HT	1	14005211
1 5	3.726	A, B, F (200, 229, 267)	Insulator, carb. HT	1	14005211
2	3.726	A (231-3)	Insulator, carb. HT	1	14005211
2	3.726	A, B, F, G (305H)	Insulator, carb. HT	1	14026102
1234	3.726	H, X (151)	Insulator, carb. to adapter	1	10008544
1234	3.726	X (2.8)	Insulator, carb. HT	1	477297
1234	3.843	H, X (151)	Link, carb. lvr. to idler lvr.	1	10005882
CT	3.750	CKGP 1, 2, 3 (305)	Pipe, choke air	1	14006703
3	3.750	All (307, 350R)	Pipe, choke clean air	1	419302
2 4	3.750	All (350R)	Pipe, choke clean air	1	419302
CT	3.818	CP 1, 2, 3 (454)	Pipe, choke air otlt.	1	354439
1 3 5	3.750	A (231A) w/gages	Relay, choke htr. cont.	1	470374
1	3.750	F (4.9T)	Relay, choke htr. cont.	1	470374

1980 ADDITIONAL ATTACHING PARTS (Continued)

DIV.	GROUP	MODEL USAGE	NOUN NAME & DESCRIPTION	QTY.	PART NO.
123	3.750	X w/gages	Relay, choke htr. cont.	1	14004909
23	3.750	A, B, F, G w/gages	Relay, choke htr. cont.	1	14004909
1	3.750	Y	Relay, choke htr. cont.	1	14004909
12	3.750	F (4.9T)	Shield, elec. choke	1	10012053
	6	3.820	E, K (350B) w/Calif.	1	1613608
1234	3.767	H, X (151)	Solenoid, AC Idle compensator	1	10005862
1234	3.726	X (2.8)	Spacer, idler lvr. to int. manif.	1	10005862
1234	3.726	All (151)	Stud, carb. (3.145)	4	477253
	3	3.755	All (260F, 307, 350R) w/Fed. ..	2	10009159
	4	3.755	All (350R) w/Fed.	1	22505978
	34	3.755	B, C, E (350R) w/Calif.	1	22505978
	2	3.755	B (350R)	1	22505266
	6	3.755	C, D, Z (368-8) w/Calif.	1	22505266
	3	3.755	A (260F) w/closed Loop (NBI) ..	1	3035810
1 4	3.755	A, B, E (231-3) w/Fed.	Switch, thermo. vac. (choke)	1	22505266
123	3.755	H (151V)	Switch, therm. vac.	1	3047867
123	3.755	X (151-5) w/A.T., Fed., M.T. ...	Valve, carb. vac. brk.	1	10012354
	2	3.755	A, B, F, G (4.3S, 4.9T, 301W) ..	1	10012354
	4	3.755	B (301W)	1	10012226
	4	3.755	A (301W, 4.3S)	1	10012226
12	3.755	F (4.9T)	Valve, vac. break	1	10012226
2	3.726	F (4.9T)	Valve, vac. break	1	10012226
			Washer, carb. to plenum (3.425)	1	3718496

CORVETTE
1980 ROCHESTER 4BC
 (See Model Reference for Application)

GROUP	DESCRIPTION	QTY	1	2	3	4	5
3.725	CARBURETOR (Production)		17080204	17080207	17080228	17080504	17080517
3.725	CARBURETOR (Service)	1	17066422	17066425	17066432	17066436	17067003
3.724	GASKET KIT	1	17065432	17065432	17066722	17066726	17066726
3.725	POWER CARB KIT	1	7039398	7039398	7039411	7039412	7039412
3.730	AIR HORN	1	17066622	17066622	17066720	17066979	17066979
3.740	BAFFLE, float bowl	1	7031365	7031365	7031365	7031365	7031365
3.838	BAFFLE, pump well	1	—	—	—	—	—
3.825	BALL, pump discharge	1	7002117	7002117	7002117	7002117	7002117
3.729	BODY ASM., throttle	1	17063955	17064271	17063164	17064868	17064868
3.734	BOWL ASM., float	1	17066623	17066623	17066721	17066725	17066725
3.459	BRACKET, throttle return spring	1	—	—	—	—	—
3.444	BRACKET & WASHER	1	—	—	—	—	—
3.766	CAM, fast idle	1	17056631	17056631	17056631	17056631	17056631
3.750	CHOKE HOUSING KIT	1	17066624	17066624	17066624	17066724	17066724
3.814	CLIP, float needle (pull)	1	7033751	7033751	7033751	7033751	7033751
3.820	COVER, idle compensator	1	—	—	—	—	—
3.740	FILTER, fuel inlet	1	5651803	5651803	5651803	5651803	5651803
3.745	FLOAT ASM.	1	7043379	7043379	7043379	17057078	17057078
3.738	GASKET, air horn	1	17056357	17056357	17056357	17058157	17058157
3.403	GASKET, connector to air horn	1	—	—	—	—	—
3.740	GASKET, filter nut	1	7024281	7024281	7024281	7024281	7024281
3.820	GASKET, idle compensator	1	—	—	—	—	—
3.750	GASKET, stat cover	1	—	—	—	—	—
3.806	HOLDER KIT, secondary metering rod	1	7034522	7034522	7034522	7034522	7034522
3.820	IDLE COMPENSATOR	1	—	—	—	—	—
3.822	IDLE NEEDLE	AR	17062905	17062905	17062905	17062905	17062905
3.806	INSERT, aneroid cavity	1	—	—	—	17063596	17063596
3.734	INSERT, float bowl	1	7041471	7041471	7041471	17062672	17062672
3.792	JET, primary	AR	7031971	7031971	7031972	17063471	17063471
3.766	LEVER, cam follower	1	7041497	7041497	7041497	7041497	7041497
3.766	LEVER, choke	1	7041542	7041542	7041542	7041542	7041542
3.752	LEVER, coil	1	—	—	—	—	—
3.766	LEVER, fast idle	1	7041498	7041498	7041498	7041498	7041498
3.752	LEVER, inter choke	1	7031231	7031231	7031231	7031231	7031231
3.842	LEVER, pump actuating	1	7048169	7048169	7048169	17064253	17064253
3.752	LEVER, lockout (sec.)	1	7041473	7041473	7041473	7041473	7041473
3.752	LEVER, stat. cover	1	—	—	—	—	—
3.752	LEVER & CONTACT, coil	1	17060474	17060474	—	—	—
3.755	LINK, aux vac break	1	—	—	—	17063432	17063432
3.755	LINK, aux vacuum break choke side	1	—	—	—	—	—
3.814	NEEDLE & SEAT	1	7035150	7035150	7035150	7035134	7035134
3.740	NUT, fuel inlet filter	1	17051254	17051254	17051254	17051254	17051254
3.747	PIN, float hinge	1	7041469	7041469	7041469	17057077	17057077
3.764	PLUNGER, TPS actuator	1	—	—	—	—	—
3.858	POWER PISTON	1	17051792	17051792	17051792	—	—
3.838	PUMP ASM.	1	17051117	17051117	17051374	17051374	17051374
3.852	RETAINER, pump discharge ball	1	7029849	7029849	7029849	7029849	7029849
3.750	RETAINER, stat. cover	AR	7000614	7000614	7000614	7000614	7000614
3.750	RETAINER KIT, stat. cvr.	1	17066027	17066027	17066027	17066027	17066027
3.750	RETAINER, choke cover	1	—	—	—	—	—
3.752	ROD, choke	1	17058457	17058457	17058457	17058457	17058457
3.752	ROD, inter choke	1	—	—	—	—	—
3.858	ROD, power piston	1	—	—	—	—	—
3.843	ROD, pump	1	7026138	7026138	7026138	17064657	17064657
3.806	ROD, metering (sec.)	AR	7045779	7045779	7045779	7045779	7045779
3.755	ROD, vac break	1	7041527	7041527	7041527	7041527	7041527
3.806	ROD ASM., metering (prim.)	AR	17057742	17057742	17051341	17063350	17063351

CORVETTE
1980 ROCHESTER 4BC (Continued)
(See Model Reference for Application)

GROUP	DESCRIPTION	QTY	1	2	3	4	5
3.730	SCREW, air horn	AR	17063591	17063591	17063591	17063591	17063591
3.730	SCREW, air horn (long)	AR	17063592	17063592	17063592	17063592	17063592
3.730	SCREW, air horn (short)	AR	7031105	7031105	7031105	7031105	7031105
3.755	SCREW, aux vac break	AR	—	—	—	—	—
3.444	SCREW, bracket attach., aux vac break ...	AR	7043682	—	7043682	7043682	7043682
3.767	SCREW, cam & fast idle levers	—	—	—	—	—	—
3.750	SCREW, choke hsg. to bowl	1	7038808	7038808	7038808	7038808	7038808
3.752	SCREW, choke lever	1	7029866	7029866	7029866	7029866	7029866
3.751	SCREW, choke valve	AR	7029866	7029866	7029866	7029866	7029866
3.752	SCREW, coil lever	1	7019709	7019709	7019709	7019709	7019709
3.755	SCREW, control attach	AR	17050732	17050732	17050732	17050732	17050732
3.766	SCREW, fast idle adj	1	7044794	7044794	7044794	7044794	7044794
3.767	SCREW, fast idle lever	1	7036079	7036079	7036079	7036079	7036079
3.761	SCREW, idle stop	1	3960392	3960392	3960392	3960392	3960392
3.440	SCREW, solenoid adjusting	1	—	—	—	—	17063738
3.440	SCREW, solenoid stop	1	—	—	—	—	—
3.444	SCREW, throttle stop	1	—	—	—	—	—
3.741	SCREW, throttle body	AR	—	—	—	—	17063590
3.752	SEAL, choke hsg. to bowl	1	—	—	—	—	—
3.752	SEAL, inter. choke shaft	AR	7037569	7037569	7037569	17058488	17058488
3.764	SENSOR, throttle position	1	—	—	—	17063708	17063708
3.752	SHAFT ASM., choke	1	7038259	7038259	7038259	7038259	7038259
3.750	SHAFT ASM., choke w/lever	1	—	—	—	—	—
3.752	SHAFT & LEVER ASM., inter choke	1	17063458	17063458	17063458	17063629	17063629
3.440	SOLENOID UNIT, w/brkt.	1	17061769	—	17061769	17061769	17061769
3.440	SOLENOID, mixture control	1	—	—	—	17063279	17063279
3.766	SPRING, cam follower	—	—	—	—	—	—
3.766	SPRING, cam lever	1	17051494	17051494	17051494	17051494	17051494
3.766	SPRING, fast idle screw	1	7029900	7029900	7029900	7029900	7029900
3.740	SPRING, fuel filter	1	7043568	7043568	7043568	7043568	7043568
3.823	SPRING, idle needle	AR	—	—	—	—	—
3.766	SPRING, idle stop screw	1	7003176	7003176	7003176	7003176	7003176
3.810	SPRING, metering rod (prim.)	1	7041459	7041459	7041459	17057068	17057068
3.859	SPRING, pwr. piston	1	7036019	7036019	7037305	—	—
3.841	SPRING, pump return	1	7042979	7042979	7042979	7042979	7042979
3.858	SPRING, solenoid return	1	—	—	—	17057074	17057074
3.858	SPRING, solenoid screw	1	—	—	—	17062262	17062262
3.764	SPRING, sensor adjustment	1	—	—	—	—	—
3.757	SPRING, w/cam	1	7035344	7035344	7035344	7035344	7035344
3.750	STAT. COVER & COIL, elect	1	17064473	17064215	17063960	17064029	17070300
3.750	STAT. COVER, COIL & GASKET	1	—	—	—	—	—
3.761	STOP UNIT, carb throttle	1	—	—	—	—	—
3.459	THROTTLE KICKER	1	—	—	—	—	—
3.755	VACUUM BREAK & BRACKET, (choke side) (aux)	—	—	—	—	17064797	17064797
3.755	VACUUM BREAK & BRACKET, rear (aux) ..	—	—	—	—	—	—
3.755	VACUUM BREAK CONT	1	—	—	—	—	—
3.755	VACUUM BREAK CONT. ASM., (aux)	—	—	—	—	—	—
3.755	VACUUM BREAK CONTROL & BRACKET, choke side	1	17063485	17063485	17064477	17050759	17050759
3.751	VALVE, choke	1	7048904	7048904	7048904	7048904	7048904
3.820	VALVE, idle air bleed	1	—	—	—	—	—
3.444	WASHER, tab locking	1	—	—	—	—	—
3.823	WASHER, idle needle spring	1	—	—	—	—	—

[illegible]

CORVETTE

MODEL REFERENCE

1981 ROCHESTER 4BC

Follow procedure outlined below to determine carburetor and/or part number.

1. Determine vehicle model, check VIN DIVISIONAL CODE.
2. Determine engine and carburetor type.
3. Part number can be determined by cross referencing corresponding column number with same column number on charts.

VIN				
PRODUCTION	DIV. CODE	USAGE		COL. NO.
17081217	1	Y w/M.T. (M18)		1
17081218	1	Y w/A.T. (MX3) w/Calif.		2

NOTES

1981 4 BC SERVICE PACKAGE

COMPONENTS

PARTS LISTED IN THE COMPONENT PACKAGES ON THESE PAGES MAY NOT BE INCLUDED IN ALL KITS.
(SOME CARBURETORS DO NOT REQUIRE ALL PARTS LISTED)

REPLACEMENT CARBURETOR PKG

CARBURETOR ASM
GASKET-AIR CLEANER
GASKET/INSULATOR-FLANGE
GASKET/INSUL-ELECTRIC EFE-FLANGE

POWER KIT PKG

GASKET SET PKG
GAGE-FLOAT
NEEDLE & SEAT ASM
BALL-PUMP DISCHARGE
SPRING-PUMP RETURN
IDLE NEEDLE ASM
PUMP PLUNGER ASM

GASKET SET PKG

RETAINER-PUMP STEM SEAL
SEAL-PUMP STEM
SEAL-THROTTLE SENSOR PLUNGER
RETAINER-THR SENSOR PLUNGER SEAL
GASKET-FLOAT VALVE SEAT
GASKET-FUEL INLET NUT
SEAL-INTERMEDIATE CHOKE SHAFT
SEAL-CHOKE HOUSING TO FLT BWL
GASKET-AIR HORN TO FLOAT BOWL
GASKET-SOLENOID CONN TO AIR HORN
GASKET-THR BODY TO FLOAT BOWL
O RING-AIR BLEED VALVE
GASKET-CHOKE COVER
PLUG-TPS ADJUSTING SCREW
PLUG-SOLENOID ADJUSTING SCREW
PLUG-SOLENOID STOP SCREW
CHOKE COVER RETAINER KIT
GASKET-AIR CLEANER
GASKET/INSULATOR-FLANGE

AIR HORN GASKET PKG

GASKET-AIR HORN TO FLOAT BOWL
GASKET-SOLENOID CONN TO AIR HORN
PLUG-TPS ACTUATING SCREW
PLUG-SOLENOID ADJUSTING SCREW
PLUG-SOLENOID STOP SCREW

AIR HORN ASM PKG

AIR HORN ASM (SERVICE)
AIR BLEED VALVE ASM
PUMP LEVER
PUMP LEVER & BUSHING ASM
PIN-PUMP LEVER HINGE
SCREW-AIR HORN TO FLOAT BOWL
SCREW-AIR HORN TO THROT BODY
BAFFLE-AIR HORN
LINK-PUMP

FLOAT BOWL ASM PKG

FLOAT BOWL ASM (SERVICE)
GASKET-FUEL INLET NUT
SPRING-FUEL FILTER
NUT-FUEL INLET
FILTER-FUEL INLET
BAFFLE
IDLE TUBE ASM
MAIN METERING JET ASM
JET-PRIMARY METERING
SCREW-THROTTLE STOP
SPRING-THROTTLE STOP SCREW
BALL-PUMP DISCHARGE
BAFFLE-PUMP WELL
INSERT-ANEROID CAVITY
SEAL-INTERMEDIATE CHOKE SHAFT
BUSHING-INTERMED CHOKE SHAFT

THROTTLE BODY ASM PKG

THROTTLE BODY ASM (SERVICE)
SCREW ASM-THR BODY TO FLT BWL

CHOKE HOUSING ASM PKG

LEVER-SECOND THROTTLE LOCKOUT
LINK-CHOKE
LEVER-INTERMEDIATE CHOKE
SEAL-INTERMED CHOKE SHAFT
CHOKE HOUSING ASM (INCLUDES FAST
IDLE CAM)
SCREW ASM-CHOKE HSNG ATTACHING
SEAL-CHOKE HSNG TO FLT BOWL
LINK-VAC BREAK AUXILIARY
LINK & PIN ASM
LEVER-CHOKE
SCREW-CHOKE LEVER ATTACHING
GASKET-CHOKE COVER
CHOKE COVER RETAINER KIT

CHOKE COVER RETAINER KIT

RIVET-POP
RETAINER-CHOKE COVER

COVER & COIL PKG-ELECT CHOKE

ELEC CHOKE STAT COVER
CHOKE COVER RETAINER KIT

COVER & COIL PKG-HOT AIR CHOKE

CHOKE COVER & COIL ASM PKG
GASKET-CHOKE COVER
CHOKE COVER RETAINER KIT

1981 4 BC SERVICE PACKAGE

COMPONENTS

(Continued)

PRIM VACUUM BREAK ASM PKG

VAC BRK CTL & BRKT ASM
 SCREW-VACUUM BREAK ATTACHING
 CAP-VAC BRK ADJUSTING
 HOSE-VACUUM BREAK
 LINK-PRIM VAC BREAK

SEC VACUUM BREAK ASM PKG

LINK-SEC VAC BREAK
 VAC BRK CONTROL & BRKT ASM
 HOSE-VACUUM BREAK
 TEE-VACCUM HOSE
 SCREW-VAC BRK CTL ATTACHING

MIXTURE CONTROL SOLENOID PKG

INSERT-FLOAT BOWL
 INSERT-ANEROID CAVITY
 MIXT CONTROL SOLENOID
 SCREW-SOLENOID ADJUSTING
 SPRING-SOLENOID RETURN
 SPRING-SOLENOID ADJUSTING
 SCREW-SOLEN CONN ATTACHING

POWER PISTON PKG

SPRING-PRIM METER ROD
 POWER VALVE PISTON ASM
 SPRING-POWER PISTON
 SPRING-POWER PISTON SECOND
 AUX POWER VALVE PISTON ASM
 AUX POWER PISTON SPRING

METERING JET & ROD PKG

SCREW-SEC MET ROD HOLDER
 HOLDER-SEC METER ROD
 SPRING-PRIM METER ROD
 PRIMARY METERING JET
 PRIMARY METERING JET ASM
 ROD-PRIMARY METERING
 ROD-SECONDARY METERING

THROTTLE POSITION SENSOR PKG

SCREW-SENSOR ADJUST
 SENSOR-THROTTLE POSITION
 SPRING-SENSOR ADJ
 PLUG-SENSOR ADJUSTING SCREW
 PLUNGER-SENSOR ACTUATOR

IDLE SOLENOID PKG

WASHER-TAB LOCKING
 SOLENOID-IDLE STOP
 NUT-SOLENOID ATTACHING
 SCREW-SOLEN & BRKT ASM ATTACHING
 BRACKET-SPRING ANCHOR

IDLE SPEED CONTROL ASM PKG

IDLE SPD CTL & BRKT ASM
 SCREW-IDLE SPD CTL BRKT ATTACHING

FUEL FILTER PKG

GASKET-FUEL INLET NUT
 FUEL FILTER

FLOAT & INSERT PKG

FLOAT & LEVER ASM
 HINGE PIN-FLOAT
 INSERT-FLOAT BOWL
 INSERT-ANEROID CAVITY

NEEDLE & SEAT ASM

VALVE-FLOAT
 GASKET-FLOAT VALVE SEAT
 SEAT-FLOAT VALVE
 CLIP-FLOAT VALVE PULL

IDLE COMPENSATOR ASM PKG

IDLE COMPENSATOR ASM
 COVER ASM-IDLE COMPENSATOR
 GASKET-IDLE COMPENSATOR
 SCREW-IDLE COMP COVER ATTACHING

PUMP ASM PKG

PLUNGER ASM
 SPRING-DURATION
 RETAINER-DURATION SPRING

AIR BLEED VALVE PKG

AIR BLEED VALVE ASM
 RIVET-COVER ATTACHING
 COVER-AIR BLEED VALVE

IDLE LOAD COMPENSATOR PKG

IDLE LOAD COMPENSATOR ASM
 CAP-TUBE
 SCREW-BRACKET ATTACHING

1981

ADDITIONAL ATTACHING PARTS

DIV.	GROUP	MODEL USAGE	NOUN NAME & DESCRIPTION	QTY.	PART NO.
1234	3.726	X (151)	Adapter, carb. to int. mflid.	1	10014243
1234	3.726	X (151) w/closed loop (NB1)	Adapter, carb. to int. mflid.	1	10014244
2	3.726	A,B,F (4.35)	Adapter, carb. to int. mflid.	1	10014581
4	3.726	A (4.35)	Adapter, carb. to int. mflid.	1	10014581
1	3.726	A (4.35)	Adapter, carb. to int. mflid.	1	10014581
2	3.726	A,B,F (301W)	Adapter, carb. to int. mflid.	1	10014582
4	3.726	A,B (301W)	Adapter, carb. to int. mflid.	1	10014582
4	3.726	E (231-3)	Adapter, A/clnr. to carb.	1	25040779
1 4	3.726	A (231-3)	Adapter, A/clnr. to carb.	1	25040779
1234	3.726	X (151)	Bolt, adapter to int. mflid.	1	1257144
1234	3.726	X (151) w/NM5 (Export Canada)	Bolt, adapter to int. mflid.	2	1257144
1234	3.726	X	Bolt, fuel filler clamp to brkt.	1	1257144
1234	3.763	X (151)	Bracket, ret. sprg. & cutoff SW	1	10004199
1234	3.734	X (2.8)	Cap, int. mflid. vac. ftg.	2	343350
CT	3.734	All	Cap, vac. pipe (.218 dia.)	2	343350
1234	3.734	All	Cap, vac. pipe (.218 dia.)	2	343350
234 7	3.734	A (231A) w/NM6 (Export Canada)	Cap, 5/32	1	3928101
1234 7	3.734	B (231A) w/NM6 (Export Canada)	Cap, 5/32	1	3928101
1	3.734	T w/A.I.R., NM1	Cap, 5/32	1	3928101
CT	3.870	C 314 (350) 2 bbl.	Connector, gov. vlv. vac. hose	1	6268181
CT	3.865	C 314 (350)	Control, eng. spd. gov.	1	25006894
CT	3.865	C 314 (350)	Control, eng. spd. gov.	1	25007101
6	3.726	C,D,E,Z,K (368)	Gasket, TBI to int. mflid.	1	1617352
12	3.726	F (4.9T)	Gasket, carb. adapter to int. mflid.	1	10001650
2	3.726	A,B,F (301W)	Gasket, carb. adapter to int. mflid.	1	10001650
4	3.726	A,B, (301W)	Gasket, carb. adapter to int. mflid.	1	10001650
2	3.726	A,B,F (4.35)	Gasket, carb. adapter to int. mflid.	1	10001774
4	3.726	A (4.35)	Gasket, carb. adapter to int. mflid.	1	10001774
1	3.726	A (4.35)	Gasket, carb. adapter to int. mflid.	1	10001774
1234	3.726	X (151)	Gasket, carb adapter to int. mflid.	1	10004836
1234	3.726	A,B (260F)	Gasket, carb.	1	559342
12	3.726	F (4.9T)	Gasket, carb. to plenum.	1	10013356
2	3.726	A,B,F (301W)	Gasket, carb. to adapter	1	10013917
4	3.726	A,B (301W)	Gasket, carb. to adapter	1	10013917
1 4	3.726	A (4.35)	Gasket, carb. to adapter	1	10013919
2	3.726	A,B,F (4.35)	Gasket, carb. to adapter	1	10013919
5	3.726	A (231A)	Gasket, carb. to mflid.	1	25502203
34	3.726	A,B (231A)	Gasket, flange	1	25502203
12	3.726	A,B,F (231A)	Gasket, carb. to mflid.	1	25502203
4	3.726	E (231-3)	Gasket, EGR chamber to plenum	1	25504639
1 4	3.726	A (231-3)	Gasket, EGR chamber to plenum	1	25504639
1 4	3.726	A (231-3)	Gasket, EGR chamber to int. manif. ...	1	25504639
6	3.7826	C, E, K (4.1-4)	Gasket, carb.	1	25505329
4	3.726	B, C, E (4.1-4)	Gasket, carb.	1	25505329
3	3.726	C, E (4.1-4)	Gasket, carb.	1	25505329
234	3.726	All (307)	Gasket, carb.	1	22508038
4	3.726	E (231-3)	Insulator, E.F.E. Heater	1	25507722
1 4	3.726	A (231-3)	Insulator, E.F.E. Heater	1	25507722
1	3.726	T	Insulator, E.F.E. Heater	1	14032309
1234	3.843	X (151)	Link, carb. lvr. to idler lvr.	1	10005882
CT	3.726	CK1, 2, 3	Inlet, carb. air	1	14026361
CT	3.726	CK2, 3, (292)	Insulator, carb. HT	1	333977
CT	3.726	P2, 3 (42) (292)	Insulator, carb. HT	1	333977
CT	3.726	P1	Insulator, carb. HT	1	333977
CT	3.726	G1, 2 (350L) w/Fed.	Insulator, carb. HT	1	333977
34	3.726	A (305H)	Insulator, carb. HT	1	354310
CT	3.726	G3	Insulator, carb. HT	1	354310
2	3.726	F (305H)	Insulator, carb. HT	1	354310

1981

ADDITIONAL ATTACHING PARTS

(Continued)

DIV.	GROUP	MODEL USAGE	NOUN NAME & DESCRIPTION	QTY.	PART NO.
1	3.726	B (305H) w/Fed, Calif.	Insulator, carb. HT	1	354310
1234	3.726	X (2.8) w/NM5 (Export Canada)	Insulator, carb. HT	1	477297
1234	3.726	X (151)	Insulator, carb. to adapter	1	10017667
CT	3.726	CKG1, 2 (250)	Insulator, carb. HT	1	14002056
1 5	3.726	A, B, F (229, 267)	Insulator, carb. HT	1	14005211
3	3.726	A, B (267)	Insulator, carb. HT	1	14005211
3	3.726	A, B (267)	Insulator, carb. HT	1	14005211
2	3.726	F (267)	Insulator, carb. HT	1	14005211
2	3.726	A (267)	Insulator, carb. HT	1	14005211
4	3.726	A (267)	Insulator, carb. HT	1	14005211
CT	3.726	C1 (305)	Insulator, carb. HT	1	14005211
CT	3.726	G1, 2 (305)	Insulator, carb. HT	1	14005211
1	3.726	T	Insulator, carb. HT	1	14015698
1234	3.726	X (2.8) w/closed loop (NB1)	Insulator, E.F.E. heater	1	14024267
34	3.726	A (305H)	Insulator, carb. HT	1	14026102
2	3.726	A, F (305H)	Insulator, carb. HT	1	14026102
CT	3.726	CKGP1, 2, 3 (305, 350, 454) w/A.T.	Insulator, carb. HT	1	14026102
CT	3.726	CKG1,2 (305, 350)	Insulator, carb. HTR	1	14030027
1	3.726	A, B, F (305H, 350L)	Insulator, carb. HT	1	14031112
2	3.726	F (305H)	Insulator, carb. HT	1	14031112
2	3.726	A (305H) w/NM6 (Export Canada)	Insulator, carb. HT	1	14031112
1	3.726	Y	Insulator, carb. HT	1	14031112
1 4	3.726	A (231-3)	Plenum, carb. mtg.	1	25507718
4	3.726	E (231-3)	Plenum, carb. mtg.	1	25507720
4	3.750	C, E (307)	Pipe, choke clean air	1	419302
3	3.750	A, B, C, E (307)	Pipe, choke clean air	1	419302
2	3.750	B (307)	Pipe, choke clean air	1	419302
CT	3.818	P3 (454W)	Pipe, choke air otlt.	1	354439
CT	3.818	CK2, 3 (454)	Pipe, choke air otlt.	1	354439
3	3.750	A (231A) w/gages	Relay, choke htr. cont.	1	470374
123	3.750	X w/gages	Relay, choke htr. cont.	1	14004909
1	3.750	A (4.3S)	Relay, choke htr. cont.	1	14004909
1	3.750	Y	Relay, choke htr. cont.	1	14004909
2	3.750	A, B, F w/gages	Relay, choke htr. cont.	1	14004909
CT	3.440	C1 (03) Diesel w/A.C., Fed. (NA5)	Relay, fast idle	1	477327
1234	3.726	X (2.8)	Stud, carb. (3.145)	1	477253
1234	3.726	X (151)	Stud, carb. to manif. (M8 x 1.25 x 98) .	1	10009159
CT	3.726	CK2, 3 (292)	Shield, carb. HT insul.	1	14025198
CT	3.726	P1, 2, 3 (292)	Shield, carb. HT insul.	1	14025198
CT	3.726	G1, 2 (250)	Shield, carb. HT insul.	1	14025231
CT	3.726	CK1, 2 (03-16) (250)	Shield, carb. HT insul.	1	14025231
12	3.750	F (4.9T)	Shield, electric choke	1	10018193
3	3.755	A, B, C (260F, 307)	Switch, choke therm. vac.	1	22505266
4	3.755	C, E (307) w/closed loop (NB1)	Switch, choke therm. vac.	1	22505266
3	3.755	E (307) w/closed loop (NB1)	Switch, choke therm. vac.	1	22505266
3	3.755	B, E (307) w/NM4 (Export Canada)	Switch, therm. vac.	1	22505978
1234	3.767	X (151)	Spacer, idler lvr. to int. manif.	1	10005862
CT	3.726	P1, 2, 3 (292)	Support, a/cl.	1	14025258
CT	3.726	CK2, 3 (292)	Support, a/cl.	1	14025258
CT	3.865	C314 (350) (2 bbl.)	Valve, gov. speed	1	6495898
1234	3.755	X (151-5) w/NM4 (Export Canada)	Valve, vac. break	1	10012354

CORVETTE
1981 ROCHESTER 4BC
(See Model Reference for Application)

GROUP	DESCRIPTION	QTY	1	2
3.725	CARBURETOR (Production)	1	17081217	17081218
3.725	CARBURETOR (Service)	1	17067302	17067304
3.724	GASKET KIT	1	17067999	17067999
3.725	POWER CARB KIT	1	7039467	7039467
3.730	AIR HORN KIT	1	17067786	17067785
3.820	COMPENSATOR KIT, hot idle	1	—	—
3.820	COMPENSATOR KIT, idle load	1	—	—
3.766	CONTROL KIT, idle speed	1	—	—
3.750	COVER & COIL KIT, hot air choke	1	—	—
3.750	COVER & COIL KIT, elect. choke	1	17067495	17067495
3.740	FILTER KIT, fuel	1	17067151	17067151
3.734	FLOAT BOWL KIT	1	17067890	17067890
3.745	FLOAT & INSERT KIT	1	17067445	17067445
3.745	FLOAT & VENT SCREEN KIT	1	—	—
3.738	GASKET KIT, air horn	1	17067279	17067279
3.750	HOUSING KIT, choke	1	17068268	17068268
3.814	NEEDLE & SEAT KIT	1	7035134	7035134
3.858	POWER PISTON KIT	1	—	—
3.838	PUMP ASM.	1	17051374	17051374
3.750	RETAINER KIT, choke cover	1	17067078	17067078
3.806	ROD & JET KIT, metering	1	17067801	17067801
3.764	SENSOR KIT, throttle position	1	17067351	17067351
3.440	SOLENOID KIT, idle	1	17068272	17068272
3.440	SOLENOID KIT, mixture control	1	17067344	17067344
3.729	THROTTLE BODY KIT	1	17067796	17067790
3.755	VACUUM BREAK KIT, prim.	1	17067800	17067800
3.755	VACUUM BREAK KIT, sec.	1	—	—
3.820	VALVE KIT, air bleed	1	17067358	17067358

[illegible]

CHEVROLET
MODEL REFERENCE
1982 ELECTRONIC FUEL INJECTION (EFI)
(THROTTLE BODY INJECTED)

FOLLOW PROCEDURE OUTLINED BELOW TO DETERMINE CARBURETOR AND/OR PART NUMBER.

1. DETERMINE VEHICLE MODEL, CHECK VIN DIVISIONAL CODE.
2. DETERMINE ENGINE AND CARBURETOR TYPE.
3. PART NUMBER CAN BE DETERMINED BY CROSS REFERENCING CORRESPONDING COLUMN NUMBER WITH SAME COLUMN NUMBER ON CHARTS.

PRODUCTION	VIN DIV. CODE	USAGE	COL. NO.
17082053	1	Y(5.7-8)	1
17082055	1	Y(5.7-8)	2
17082052	1	Y(5.7-8)	3

NOTE: 17082055 IS A COMPLETE ASSEMBLY
17082052 IS A REAR MASTER
17082053 IS A FRONT SLAVE UNIT

1982 EFI SERVICE PACKAGE

COMPONENTS

PARTS LISTED IN THE COMPONENT PACKAGES ON THESE PAGES MAY NOT BE INCLUDED IN ALL KITS.
(SOME CARBURETORS DO NOT REQUIRE ALL PARTS LISTED)

REPLACEMENT TBI PKG

TBI ASM
GASKET-AIR CLEANER
GASKET/INSULATOR-FLANGE

GASKET SET PKG

WASHER-FUEL INJECTOR
O RING-FUEL INJECTOR
SEAL-PRESSURE REGULATOR
GASKET-FUEL METER COVER
GASKET-FUEL METER OUTLET
GASKET-THR BODY TO FUEL MET BODY
GASKET-FUEL INLET NUT
GASKET-FUEL OUTLET NUT
GASKET-AIR CLEANER
GASKET/INSULATOR-FLANGE

FUEL METER ASM PKG

FUEL METER ASM (SERVICE)
GASKET-THR BODY TO FUEL MET BODY
GASKET-FUEL INLET NUT
GASKET-FUEL OUTLET NUT
SCREW ASM-THR BODY ATTACHING

FUEL INJECTOR PKG

SEAL-PRESSURE REGULATOR
FUEL INJECTOR
WASHER-FUEL INJECTOR
O RING-FUEL INJECTOR
GASKET-FUEL METER COVER
GASKET-FUEL METER OUTLET

THROTTLE BODY ASM PKG

THROTTLE BODY ASM (SERVICE)
RETAINER-THR POSIT SENSOR SCREW
SCREW ASM-THR BODY ATTACHING
POWER BRAKE FITTING

THROTTLE POSITION SENSOR PKG

SENSOR-THROTTLE POSITION
RETAINER-THR POSIT SENSOR SCREW
SCREW ASM-SENSOR ATTACHING
LEVER-THR POSITION SENSOR
SCREW-LEV ATTACHING

IDLE SPEED CONTROL ASM PKG

IDLE SPEED CONTROL ASM
SCREW-ASM ATTACHING
CONNECTOR-PACKARD ELEC

FUEL INLET/OUTLET NUT PKG

NUT-FUEL INLET
NUT-FUEL OUTLET
GASKET-FUEL INLET NUT
GASKET-FUEL OUTLET NUT
POWER BRAKE FITTING

SCREW ASSORTMENT PKG

SCREW ASM-FUEL METER (LONG)
SCREW ASM-FUEL METER (SHORT)
SCREW-TPS LEVER ATTACHING
LEVER-THR POSITION SENSOR
SCREW-THROTTLE STOP
SPRING-THROTTLE STOP SCREW
SCREW ASM-THR BODY ATTACHING

FUEL — EXHAUST — CARBURETION

**1982
ADDITIONAL ATTACHING PARTS**

DIV.	GROUP	MODEL USAGE	NOUN NAME & DESCRIPTION	QTY	PART
1234	7	3.726	A,X(2.5)W/NM6(EXPORT CANADA)		
			ADAPTER,CARB TO INT MANIF	01	10014243
12	7	3.726	F(2.5F)W/NM6(EXPORT CANADA)		
			ADAPTER,CARB TO INT MANIF	01	10014243
1234		3.726	X(2.5)		
			ADAPTER,CARB TO INT MANIF	01	10014243
12	7	3.750	F(2.5F)W/NM6(EXPORT CANADA)		
			BAFFLE,CHOKE HSG SHIELD	01	10003942
12346		3.726	J(1.8G)		
			BOLT,CARB ISOLATOR	02	14031312
12346		3.726	J(1.8G,2.0B)		
			BOLT,CARB ISOLATOR(M8X1.25X33 LG 9.8 ZP	02	10022406
1234		3.763	X(2.5)		
			BRACKET,RET SPRG & CUTOFF	01	10004199
1234		3.763	A,X(2.5)		
			BRACKET,RET SPRG & CUTOFF SW	01	10004199
12	7	3.763	F(2.5)W/NM6(EXPORT CANADA)		
			BRACKET,RET SPRG & CUTOFF SW	01	10004199
12		3.734	A(2.8)		
			CAP,INT MANIF VAC FTG(5/32)	01	3928101
1	57	3.734	G(231A)W/NM6(EXPORT CANADA)		
			CAP,INT MANIF VAC FTG(5/32)	01	3928101
1234	7	3.734	J(1.8G)W/A.C.,NM6(EXPORT CANADA)		
			CAP,INT MANIF VAC FTG(5/32)	01	3928101
1		3.734	T(1.6)(EXC A.C.)		
			CAP,INT MANIF VAC FTG(5/32)	01	3928101
1		3.734	T(1.6)W/M.T.(MB4)		
			CAP,INT MANIF VAC FTG(5/32)	01	3928101
12		3.734	T(1.6)W/M.T.(MY1),CALIF		
			CAP,INT MANIF VAC FTG(5/32)	01	3928101
1234		3.734	X(2.8)		
			CAP,INT MANIF VAC FTG(5/32)	01	3928101
12345		3.734	ALL		
			CAP,VAC PIPE(.218 DIA)	AR	343350
1234		3.726	X(2.5)		
			GASKET,CARB ADAPTER TO INT	01	10004836
1234		3.726	A,X(2.5)		
			GASKET,CARB ADAPTER TO INT MANIF	01	10004836
12	7	3.726	F(2.5)W/NM6(EXPORT CANADA)		
			GASKET,CARB ADAPTER TO INT MANIF	01	10004836
1		3.726	B,G(231A)		
			GASKET,CARB EFE	01	25511563
1	34	3.726	B,G(231A)		
			GASKET,CARB TO MANIF	01	25502203
12		3.726	F(5.0-7)		
			GASKET,THROTTLE BODY INJ	01	14044605
1		3.726	Y(5.7-8)		
			GASKET,THROTTLE BODY INJ	01	14044605
12		3.726	A,F,X(2.8)		
			INSULATOR,CARB HT	01	14033194
1	5	3.726	B,F,G(305H)		
			INSULATOR,CARB HT	01	14026102
1		3.726	BL69(350L)W/FED,CALIF		
			INSULATOR,CARB HT	01	14026102
1	5	3.726	G(305H)		
			INSULATOR,CARB HT	01	354310
12346		3.726	J(1.8G,2.0B)		
			INSULATOR,CARB HT	01	14018761
1		3.726	T(1.6)		
			INSULATOR,CARB HT	01	14015698
12		3.726	T(1.6)		
			INSULATOR,CARB HT	01	14015698
1	5	3.726	B,F,G(229,267,305H)		
			INSULATOR,CARB HTR	01	14037622
1		3.726	BL69(350L)W/FED,CALIF		
			INSULATOR,CARB HTR	01	14031112
1	7	3.726	B69(350L)W/NM6(EXPORT CANADA)		
			INSULATOR,CARB HTR	01	14030027
1		3.726	F(305H)		
			INSULATOR,CARB HTR	01	14031112
1234		3.726	A,X(2.5)		
			INSULATOR,CARB TO ADAPTOR	01	10017667
12	7	3.726	F(2.5F)W/NM6(EXPORT CANADA)		
			INSULATOR,CARB TO ADAPTOR	01	10017667
1234		3.726	X(2.5)		
			INSULATOR,CARB TO ADAPTOR	01	10017667
1234		3.726	X(2.5)		
			INSULATOR,CARB TO ADAPTOR	01	10019129
12		3.726	T		
			INSULATOR,EFE HEATER	01	14032309
1234		3.726	A,X(2.5)		
			INSULATOR,THROTTLE BODY UNIT TO INT	01	10019129
1234		3.726	F(2.5-5)		
			INSULATOR,THROTTLE BODY UNIT TO INT	01	10019129
1234		3.843	A,X(2.5)		
			LINK,CARB LVR TO IDLER LVR	01	10005882
12	7	3.843	F(2.5)W/NM6(EXPORT CANADA)		
			LINK,CARB LVR TO IDLER LVR	01	10005882
1234		3.843	X(2.5)		
			LINK,CARB LVR TO IDLER LVR	01	10005882
1234		3.750	A W/GAGES		
			RELAY,CHOKE HTR CONT	01	14039662
12		3.750	F		
			RELAY,CHOKE HTR CONT	01	14039662
1	3	3.750	G(231A)W/GAGES		
			RELAY,CHOKE HTR CONT	01	470374
12346		3.750	J		
			RELAY,CHOKE HTR CONT	01	14039662
1234		3.750	X(2.5)		
			RELAY,CHOKE HTR CONT	01	14039662
12		3.750	Y		
			RELAY,CHOKE HTR CONT	01	14039662
1234		3.767	A(2.5)		
			SPACER,IDLER LVR TO INT MANIF	01	10005862
12	7	3.767	F(2.5)W/NM6(EXPORT CANADA)		
			SPACER,IDLER LVR TO INT MANIF	01	10005862
1234		3.726	A,X(2.5)		
			STUD,CARB TO MANIF(M18X1.25X98)	02	10009159
12	7	3.726	F(2.5)W/NM6(EXPORT CANADA)		
			STUD,CARB TO MANIF(M18X1.25X98)	02	10009159
1234		3.726	X(2.5)		
			STUD,CARB TO MANIF(M8X1.25)	02	10009159
12		3.726	A(2.8)		
			STUD,CARB(3.145)	04	477253
12		3.726	F(2.8)		
			STUD,CARB(3.145)	04	477253
1234		3.726	X(2.8)		
			STUD,CARB(3.145)	04	477253
12		3.726	F(5.0-7)		
			STUD,THROT BODY INJ(5/16-18 BOTH ENDS)	AR	14044659
1		3.726	Y(5.7-8)		
			STUD,THROT BODY INJ(5/16-18 BOTH ENDS)	AR	14044659
1	5	3.750	G(229,267,305H)		
			SWITCH,CHOKE HTR(1.800)	01	10002798

FUEL — EXHAUST — CARBURETION

**CHEVROLET
1982 ELECTRONIC FUEL INJECTION (EFI)
(THROTTLE BODY INJECTED)
(SEE MODEL REFERENCE FOR APPLICATION)**

GROUP	DESCRIPTION	QTY	1	2	3
3.725	THROTTLE BODY INJECTION(FRT) (PRODU	1	17082053	17082055	17082052
3.724	GASKET KIT	1	17078844	17082055	17078825
3.725	THROTTLE BODY INJECTION(SERVICE)	1	—	—	—
3.725	THROTTLE,BODY INJ (COMPLETE)(SERVICE)	1	—	17078834	—
3.725	THROTTLE,BODY INJ FRT (SERVICE)	1	17078829	—	—
3.725	THROTTLE,BODY INJ RR (SERVICE)	1	—	—	17078824
3.729	BODY KIT,THROTTLE	1	17078840	—	17078818
3.820	CONTROL KIT,IDLE AIR VALVE	1	17078832	—	17078832
3.726	COVER KIT,MANIFOLD INLET	1	—	17078837	—
3.724	FASTENER ASSORT KIT	1	17078848	17078839	17078831
3.774	FUEL INJECTOR KIT	1	17078846	—	17078827
3.724	FUEL INLET & OUTLET KIT (NUT & WASHER)	1	17078847	—	17078830
3.734	FUEL METER BODY KIT	1	17078842	—	17078833
3.734	FUEL METER COVER KIT	1	—	—	—
3.734	FUEL METER KIT(TWO INJ.& PRESSURE REG. INCL)	1	17078845	—	17078826
3.724	GASKET KIT,MANIFOLD COVER	1	—	17078835	—
3.440	SENSOR,THROTTLE POSITION KIT	1	—	—	17078828
3.463	THROTTLE ROD W/BEARING KIT	1	—	17078836	—
3.163	TUBE KIT,FUEL	1	—	17072588	—

FUEL - EXHAUST - CARBURETION

**1982 --- FUEL TANK METER ASSEMBLIES
(UNLEADED)**

USAGE	3.107 METER	METER OUTLETS	GROUND WIRE COLOR	3.001 FUEL TANK	APPROX. CAPACITY (LITERS)
Y	25003153	3	BLACK	00457999	95

[illegible]

3.701 MUFFLER, Engine Exhaust

V59

1953-55 CORVETTE EXHAUST SYSTEM

NOTE: Devices listed in this group are certified to meet California and Florida exhaust noise regulations when used on vehicles for which they are listed.

ENGINE	MUFFLER 3.701	EXHAUST PIPE 3.609	TAILPIPE 3.705
283	3815512 (R.H.)A 3815511 (L.H.)A 3813533 (L.H.)BC 3813534 (R.H.)BC	—	—

NOTE: Exhaust Pipes for 1955 (8 Cyl.) are no longer available.

A. Low noise.

B. w/exh. pipe ext.

C. Used for off road service or track use only.

1956 CORVETTE EXHAUST SYSTEM

ENGINE	MUFFLER 3.701	EXHAUST PIPE 3.609	TAILPIPE 3.705
283	3815512 (R.H.)A 3815511 (L.H.)A 3813533 (L.H.)BC 3813534 (R.H.)BC		

A. Low noise.

B. w/exh. Pipe ext.

C. Used for off road service or track use only.

1957 CORVETTE EXHAUST SYSTEM

ENGINE	MUFFLER 3.701	EXHAUST PIPE 3.609	TAILPIPE 3.705
283	3815512 (R.H.)A 3815511 (L.H.)A 3813533 (L.H.)BCF 3813534 (R.H.)BCF	3752555 (LH) 3752556 (RH) 3735167 (LH)E 3735164 (RH)E	— —

A. Low noise.

B. For off road service or track use only.

C. w/F.I.

D. Crossover no longer avail.

E. Exc. F.I.

F. w/exh. pipe ext.

FUEL—EXHAUST—CARBURETION

1958-59 CORVETTE EXHAUST SYSTEM

V60

ENGINE	MUFFLER 3.701	EXHAUST PIPE 3.609	TAILPIPE 3.705
283	3815512 (R.H.)A 3815511 (L.H.)A 3813533 (L.H.)BCDH 3813534 (R.H.)BCDH	— — 3735167 (LH)G 3735164 (RH)G	3752555 (L.H.) 3752556 (R.H.)

- A. Low noise.
B. For off road service or track use only.
C. w/F.I.
D. (Dual 4BC w/H.L. Cam)
E. Crossover no longer avail.
F. No longer avail.
G. (Exc. F.I., dual 4BC w/H.L. Cam)
H. w/exh. pipe ext.

1960-61 CORVETTE EXHAUST SYSTEM

ENGINE	MUFFLER 3.701	EXHAUST PIPE 3.609	TAILPIPE 3.705
283	3813533 (L.H.)ABKE 3813534 (R.H.)ABKE 3815511 (L.H.)J 3815512 (R.H.)J	— — 3735164 (RH)CD 3735167 (LH)CD	3752555 (L.H.)F 3752556 (R.H.)F 3796745 (L.H.)G 3796746 (R.H.)G

- A. w/F.I.
B. (Dual/4BC w/H.L. Cam)
C. Exc. F.I.
D. (Exc. dual 4BC w/H.L. Cam)
E. w/exh. pipe ext.
F. 1960
G. 1961
H. Crossover no longer avail.
I. No longer avail.
J. Low noise.
K. For off road service or track use only.

1962 CORVETTE EXHAUST SYSTEM

ENGINE	MUFFLER 3.701	EXHAUST PIPE 3.609	TAILPIPE 3.705
327 (exc. off road exh.)	3815511 (L.H.)F 3815512 (R.H.)F 3813534 (R.H.)ACE 3813533 (L.H.)ACE	3796745 (LH) 3796746 (RH) 3798789 (LH)A 3798790 (RH)A 3735164 (RH)B 3735167 (LH)B	— —

- A. w/H/Per., Sp. H/Per., F.I.
B. Exc. H/Per., Sp. H/Per., F.I.
C. w/exh. pipe ext.
D. Crossover no longer avail.
E. For off road service or track use only.
F. Low noise.

1963 CORVETTE EXHAUST SYSTEM

V61

ENGINE	MUFFLER 3.701	EXHAUST PIPE 3.609	TAILPIPE 3.705
327 (exc. off road exh.)	3943386 (R.H.)A 3943385 (L.H.)A 3846532 (R.H.)B 3846532 (R.H.)C 3846531 (L.H.)B 3846531 (L.H.)C	3819565 (frt. LH)A 3819566 (frt. RH)A 3830631 (rr. LH)A 3830632 (rr. RH)A — — 3822582 (frt. RH)B 3822582 (frt. RH)C 3846533 (rr. LH)B 3846533 (rr. LH)C 3830628 (rr. RH)B 3830628 (rr. RH)C	3819573 — —
327 w/off road exh.	3845735 (L.H.)DE 3845736 (R.H.)DE	—	3819573

A. w/H/Per., Sp. H/Per., F.I. (exc. P.G.)

B. (H/Per. w/P.G.)

C. (Exc. H/Per., Sp. H/Per., F.I.)

D. w/exh. pipe.

E. For off road service or track use only.

1964 CORVETTE EXHAUST SYSTEM

ENGINE	MUFFLER 3.701	EXHAUST PIPE 3.609	TAILPIPE 3.705
327 (exc. off road exh.)	3943386 (R.H.)A 3943385 (L.H.)A 3846532 (R.H.)B 3846532 (R.H.)C 3846531 (L.H.)B 3846531 (L.H.)C	3849861 (frt. LH)A 3849862 (frt. RH)A 3863497 (rr. LH)A 3863498 (rr. RH)A 3846533 (rr. LH)B 3846533 (rr. LH)C 3846534 (rr. RH)B 3846534 (rr. RH)C 3849865 (frt. LH)B 3849865 (frt. LH)C 3849866 (frt. RH)B 3849866 (frt. RH)C	3819573
327 w/off road exh.	3845735 (L.H.)DE 3845736 (R.H.)DE	—	3819573

A. w/H/Per., Sp. H/Per., F.I. (exc. P.G.)

B. (H/Per. w/P.G.)

C. (Exc. H/Per., Sp. H/Per., F.I.)

D. w/exh. pipe

E. For off road service or track use only.

FUEL—EXHAUST—CARBURETION

1965 CORVETTE EXHAUST SYSTEM

V62

ENGINE	MUFFLER 3.701	EXHAUST PIPE 3.609	TAILPIPE 3.705
327 (exc. side mtd. exh., off road exh.)	3846531 (L.H.)C 3846531 (L.H.)E 3846532 (R.H.)C 3846532 (R.H.)E 3943385 (L.H.)B 3943386 (R.H.)B	3863498 (rr. RH)B 3863497 (rr. LH)B 3846534 (rr. RH)C 3846534 (rr. RH)E 3846533 (rr. LH)C 3846533 (rr. LH)E 3849861 (frt. LH)B 3849862 (frt. RH)B 3849865 (frt. LH)C 3849865 (frt. LH)E 3849866 (frt. RH)C 3849866 (frt. RH)E	3819573
327 w/side mtd. exh.	3872971 (L.H.)AF 3872972 (R.H.)AF	—	—
327 w/off road exh.	3845735 (L.H.)D 3845736 (R.H.)D	—	3819573
396 (exc. side mtd. exh., off road exh.)	3943385 (L.H.) 3943386 (R.H.)	3869583 (frt. LH) 334932 (frt. RH) 3863498 (rr. RH) 3863497 (rr. LH)	3819573
396 w/side mtd. exh.	3872969 (L.H.)AF 3872970 (R.H.)AF	—	—
396 w/off road exh.	3845735 (L.H.)D 3845736 (R.H.)D	—	3819573

A. w/exh. and tailpipe

B. H/Per., Sp. H/Per., F.I. (exc. P.G.)

C. H/Per. w/P.G.

D. w/exh. pipe

E. Exc. H/Per., Sp. H/Per., F.I.

F. For off road service or track use only.

1966-1967 CORVETTE EXHAUST SYSTEM

V63

ENGINE	MUFFLER 3.701	EXHAUST PIPE 3.609	TAILPIPE 3.705
327 (exc. side mtd. exh., off road exh.)	3943386 (R.H.)B 3846531 (L.H.)C 3846532 (R.H.)C 3943385 (L.H.)B 3943386 (R.H.)B	334926 (frt. RH)B 3849865 (frt. LH)C 3849866 (frt. RH)C 3877209 (frt. LH)B 334926 (frt. RH)B 3846533 (rr. LH)C 3846534 (rr. RH)C 3863497 (rr. LH)B 3863498 (rr. RH)B	3819573
327 w/side mtd. exh.	3877215 (L.H.)AG 3877216 (R.H.)AG	—	—
327 w/off road exh.	3845735 (L.H.)D 3845736 (R.H.)D	3863497 (rr. LH) 3863498 (rr. RH)	3819573
427 (exc. side mtd. exh., off road exh.)	3943385 (L.H.)BE 3943386 (R.H.)BE 3846531 (L.H.)CF 3846532 (R.H.)CF	3869583 (LH frt.)B 334932 (frt. RH)B 3880401 (frt. LH)C 3880402 (frt. RH)C 3863497 (rr. LH) 3863498 (rr. RH)	3819573
427 w/side mtd. exh.	3872969 (L.H.)AG 3872970 (R.H.)AG	—	—
427 w/off road exh.	3845735 (L.H.)D 3845736 (R.H.)D	3863497 (rr. LH) 3863498 (rr. RH)	3819573

A. w/exh. and tailpipe.

B. Exc. P.G.

C. w/P.G.

D. w/exh. pipe

E. w/T.H.

F. Exc. T.H.

G. For off road service or track use only.

1968 CORVETTE EXHAUST SYSTEM

ENGINE	MUFFLER 3.701	EXHAUST PIPE 3.609	TAILPIPE 3.705
327	3943385 (L.H.) A 3943386 (R.H.) A 3943385 (L.H.) BG 3943386 (R.H.) BG	334926 (RH) (front) C 334925 (LH) (front) 334940 (RH) (front) D 3931829 (LH) (rear) 3931830 (RH) (rear) C 3931800 (RH) (rear) D	3952742
427	3943385 (L.H.) A 3943386 (R.H.) A 3943385 (L.H.) BG 3943386 (R.H.) BG	3880401 (LH) (front) 334932 (RH) (front) C 334940 (RH) (front) E 334936 (RH) (front) F 3931829 (LH) (rear) 3931830 (RH) (rear) C 3931800 (RH) (rear) D	3952742

A. Exc. off road exhaust.

B. w/off road exhaust.

C. Exc. T.H.

D. w/T.H.

E. w/T.H. (exc. 4BC w/H/Per.).

F. (T.H. w/H/Per.).

G. For off road service or track use only.

FUEL—EXHAUST—CARBURETION

1969 CORVETTE EXHAUST SYSTEM

V64

ENGINE	MUFFLER 3.701	EXHAUST PIPES 3.609	TAILPIPE 3.705
350 w/side mtd. exh.	3979479 (L.H.) A 3979478 (R.H.) A	—	—
350 (exc. side mtd. exh.)	3960601 (L.H.) 3960602 (R.H.)	334921 (LH) (front) B 334922 (RH) (front) B 334923 (LH) (front) C 334924 (RH) (front) C 3960603 (LH) (rear) 3960604 (RH) (rear) B 3960606 (RH) (rear) C	3952742
427 w/side mtd. exh.	3973871 (L.H.) A 3979480 (R.H.) A	—	—
427 (exc. side mtd. exh.)	3960601 (L.H.) 3960602 (R.H.)	3952729 (LH) (front) B 3952730 (RH) (front) B 3952731 (LH) (front) C 3952732 (RH) (front) C 3960603 (LH) (rear) 3960604 (RH) (rear) B 3960606 (RH) (rear) C	3952742

A. Muffler Asm. includes exh. and tailpipe.

B. (exc. T.H. 400).

C. w/T.H. 400.

1970-72 CORVETTE EXHAUST SYSTEM

ENGINE	MUFFLER 3.701	EXHAUST PIPES 3.609	TAILPIPES 3.705
350 (exc. Sp. H/Per.)	3960601 (L.H.) 3960602 (R.H.)	334921 (frt. LH) A 334922 (frt. RH) A 334923 (frt. LH) B 334924 (frt. RH) B 3960603 (rr. LH) 3960604 (rr. RH) A 3960606 (rr. RH) B	3974659 (L.H.) 3974660 (R.H.)
350 (w/Sp. H/Per.)	3943386 (R.H.) 3943385 (L.H.)	334926 (frt. RH) 334925 (frt. LH) 3931829 (rr. LH) 3931830 (rr. RH)	3974659 (L.H.) 3974660 (R.H.)
454	3943385 (L.H.) 3943386 (R.H.)	334932 (frt. RH) A 334929 (frt. LH) 334936 (frt. RH) B 3931829 (rr. LH) 3931830 (rr. RH) A 3931800 (rr. RH) B	3974659 (L.H.) 3974660 (R.H.)

A. Exc. T.H. 400.

B. w/T.H. 400.

FUEL—EXHAUST—CARBURETION

1973 CORVETTE EXHAUST SYSTEM

V65

ENGINE	MUFFLER 3.701	EXHAUST PIPES 3.609	TAILPIPES 3.705
350 (exc. Sp. H/Per.)	334993 (L.H.) 334994 (R.H.)	334921 (frt. LH) A 334922 (frt. RH) A 334923 (frt. LH) B 334924 (frt. RH) B 3960603 (rr. LH) 3960604 (rr. RH) A 3960606 (rr. RH) B	330997 (L.H.) 330998 (R.H.)
350 (w/Sp. H/Per.)	334995 (L.H.) 334996 (R.H.)	334925 (frt. LH) 334926 (frt. RH) A 334940 (frt. RH) B 3931829 (rr. LH) 3931830 (rr. RH) A 3931800 (rr. RH) B	330997 (L.H.) 330998 (R.H.)
454	334995 (L.H.) 334996 (R.H.)	334932 (frt. RH) A 334929 (frt. LH) 334936 (frt. RH) B 3931829 (rr. LH) 3931830 (rr. RH) A 3931800 (rr. RH) B	330997 (L.H.) 330998 (R.H.)

A. Exc. T.H. 400.

B. w/T.H. 400.

1974 CORVETTE EXHAUST SYSTEM

ENGINE	MUFFLER* 3.701	EXHAUST PIPES 3.609	RESONATOR W/PIPE 3.609
350 (exc. Sp. H/Per.)	340829 (L.H.) 340830 (R.H.)	334921 (frt. LH) A 334922 (frt. RH) A 334923 (frt. LH) B 334924 (frt. RH) B	340821 (L.H.) 340822 (R.H.) A 340824 (R.H.) B
350 (w/Sp. H/Per.)	340831 (L.H.) 340832 (R.H.)	334925 (frt. LH) 334926 (frt. RH) A 334940 (frt. RH) B	340825 (L.H.) 340826 (R.H.) A 340828 (R.H.) B
454	340831 (L.H.) 340832 (R.H.)	334929 (frt. LH) 334932 (frt. RH) A 334936 (frt. RH) B	340825 (L.H.) 340826 (R.H.) A 340828 (R.H.) B

A Exc. T.H. 400

B w/T.H. 400

* Includes Tailpipe

FUEL—EXHAUST—CARBURETION

1975-76 CORVETTE EXHAUST SYSTEM

V66

ENGINE	EXHAUST PIPE 3.609	MUFFLER* 3.701	RESONATOR 3.702
350	356949 (A) 1975 356948 (B) 1975 356947 (C) 1975 356958 (D) 1975 357780 (D) 1976 357778 1976	458964 356972 (RH) 1975 356971 (LH) 1975 356972 (R.H.) 1976 356971 (LH) 1976	— — —

(*) Includes pipe.

1977-79 CORVETTE EXHAUST SYSTEM

ENGINE	EXHAUST PIPE 3.609	MUFFLER* 3.701	RESONATOR 3.702
350 (EXC. SP. H/PER.) (EXC. SP. H/PER.) w/Sp. H/Per. w/Sp. H/Per. (EXC. SP. H/PER.) (EXC. SP. H/PER.)	371789 1977-79 CF 356947 1977-79 CG 357780 1977-78 D 4590801 1978 D 14018965 14011290 14018965 14011290 459080 1979 D	458964 378170 1977 (RH) 378189 1977 (LH) (H) 458963 1978 (LH) (H) 458964 1978 (RH) 473035 1978-79 (LH) 473036 1978-79 (RH) (*)476875 (1979) (LH) (*)476876 (1979) (RH)	— — — — — — — —

(A) w/T.H. 400

(B) Exc. T.H. 400

(C) Front

(D) Rear

(F) Federal

(G) California

(H) When using 458963 and 458964 in place of 378170, 378189, 356971 and 356972, it may be necessary to reverse position of tailpipe hanger.

(*) Includes pipe.

1980 CORVETTE EXHAUST SYSTEM

ENGINE	EXHAUST PIPE 3.609	MUFFLER* 3.701	RESONATOR 3.702
(305H)	475337 Frt 475339 Rr	14011294 RH 14011293 LH	— —
(350) W/Sp H/Perf	475337 Frt 475339 Rr	14011294 RH 14011293 LH	— —
(350) Exc. Sp H/Perf	475337 Frt 475339 Rr	14011294 RH 14011293 LH	— —

(*) Includes pipe.

1981 CORVETTE EXHAUST SYSTEM

ENGINE	EXHAUST PIPE 3.609	MUFFLER* 3.701	RESONATOR 3.702
350	14030150 Frt 14018947 Rr	14018966 RH 14018965 LH	— —

(*) Includes pipe.

1982 CORVETTE EXHAUST SYSTEM

ENGINE	EXHAUST PIPE 3.609	MUFFLER* 3.701	RESONATOR 3.702
350	14044526 Frt 14044525 Rr	14018966 RH 14018965 LH	— —

(*) Includes Pipe



CHEVROLET CHASSIS GROUP 4.000

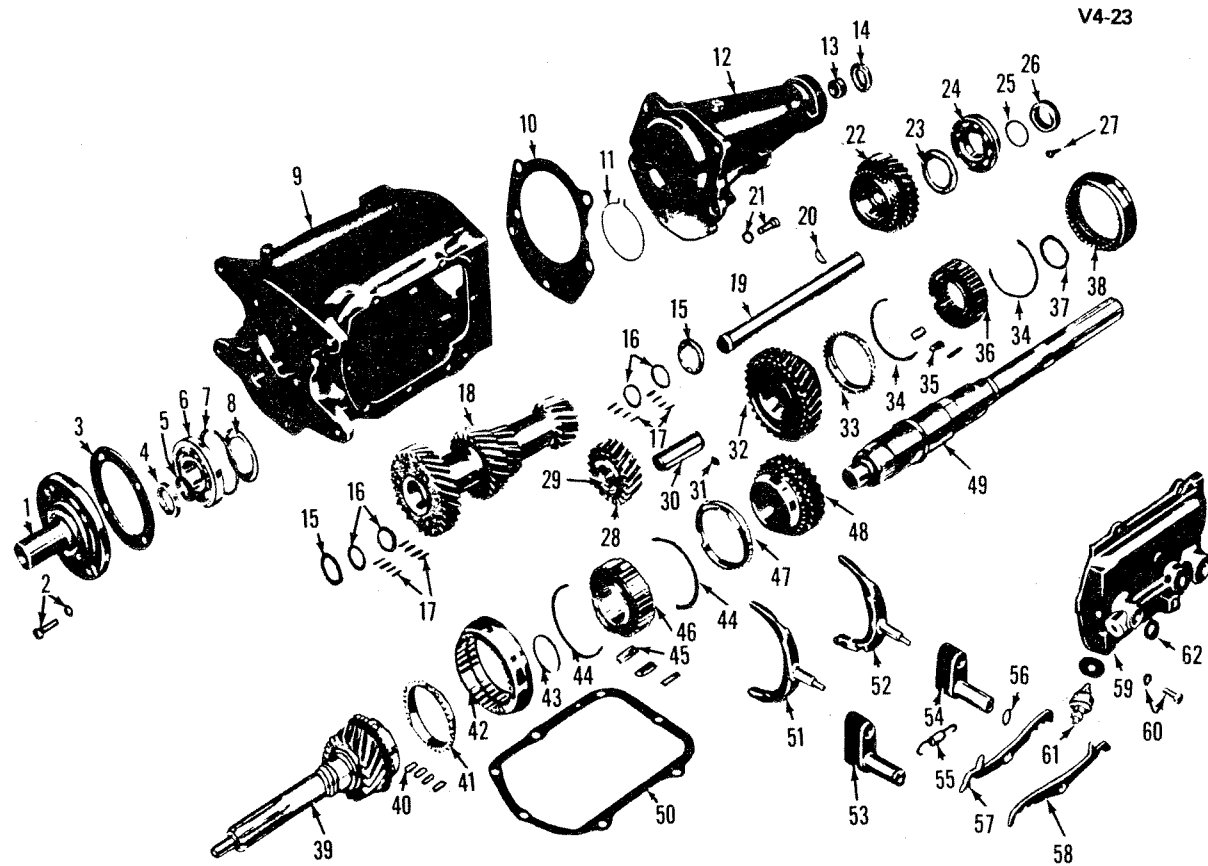


ILLUSTRATION INDEX

	TITLE	PAGE
1955-70	3-SPD TRANSMISSION.....	4-2
1974-81	BORG WARNER 4-SPEED MANUAL TRANSMISSION.....	4-4
1963-74	MUNCIE 4 SPEED MANUAL TRANS- MISSION	4-6
1965-68	"Y" 3-SPEED SHIFT LEVER.....	4-8
1968-81	"Y" MANUAL TRANSMISSION CON- TROL LEVER	4-9
1969-72	"Y" INTERLOCK LINKAGE, CONTROL LEVER & T.C.S. SWITCH	4-10
1964-81	"Y" 4-SPEED M.T. SHIFT CONTROL	4-11
1982	"Y" TRANSMISSION CASE & RELATED PARTS - THM 700-R4 (MD8).....	4-12
1982	"Y" TRANSMISSION CLUTCH GEARS - THM 700-R4 (MD8).....	4-14
1982	"Y" TRANSMISSION OIL PUMP - THM 700-R4 (MD8).....	4-17
1982	"Y" TRANSMISSION CONTROL VALVE - THM 700-R4 (MD8).....	4-18
1982	"Y" TRANSMISSION PARK BRAKE - THM 700-R4 (MD8).....	4-20
1976-81	TRANSMISSION CONVERTER PUMP, INTERMEDIATE & DIRECT CLUTCH PARTS (MV4/M33/M38).....	4-22
1976-81	TRANSMISSION INTERNAL COMPO- NENTS (M38/M31/M33).....	4-24
1976-81	TRANSMISSION CONTROL VALVE (MV4/M33/M38).....	4-26
1976-81	TRANSMISSION CASE, EXTENSION, ACCUMULATOR & GOVERNOR- PARTS (MV4/M33/M38).....	4-28
1976-81	TRANSMISSION PARKING LOCK & RANGE SELECTOR PARTS (MV4MV4/M33/M38).....	4-29
1968-77	TRANSMISSION CASE, EXTENSION & PLANET CARRIER PARTS (M40).....	4-30
1968-77	TRANSMISSION PUMP, FORWARD & DIRECT CLUTCH & CENTER SUP- PORT (M40).....	4-32
1968-77	TRANSMISSION FRONT & REAR SER- VOS & CONTROL VALVE (M40).....	4-34
1968-77	A.T. PARKING LOCK & RANGE SELEC- TOR PARTS (M40).....	4-36
1968-82	"Y" T.H. SHIFT CONTROLS	4-37
1965-82	"Y" PARKING BRAKE.....	4-38
1968-82	"Y" PARKING BRAKE SYSTEM	4-40
1967-82	"Y" PARKING BRAKE LEVER	4-42
1968-82	"Y" MASTER CYLINDER MOUNTING	4-42
1968-82	"Y" BRAKE PEDAL & MASTER CYLIN- DER MOUNTING	4-43
1967-82	MORaine MASTER CYLINDER.....	4-44
1968-76	BENDIX POWER BRAKE CYLINDER.....	4-45
1977-82	MORaine BRAKE DUAL DIAPHRAGM VACUUM CYLINDER.....	4-46
1965-82	BRAKE CALIPER.....	4-47
1963-82	"Y" BRAKE HOSES & PIPES	4-48

NOTES

BLANK-9



V4-23

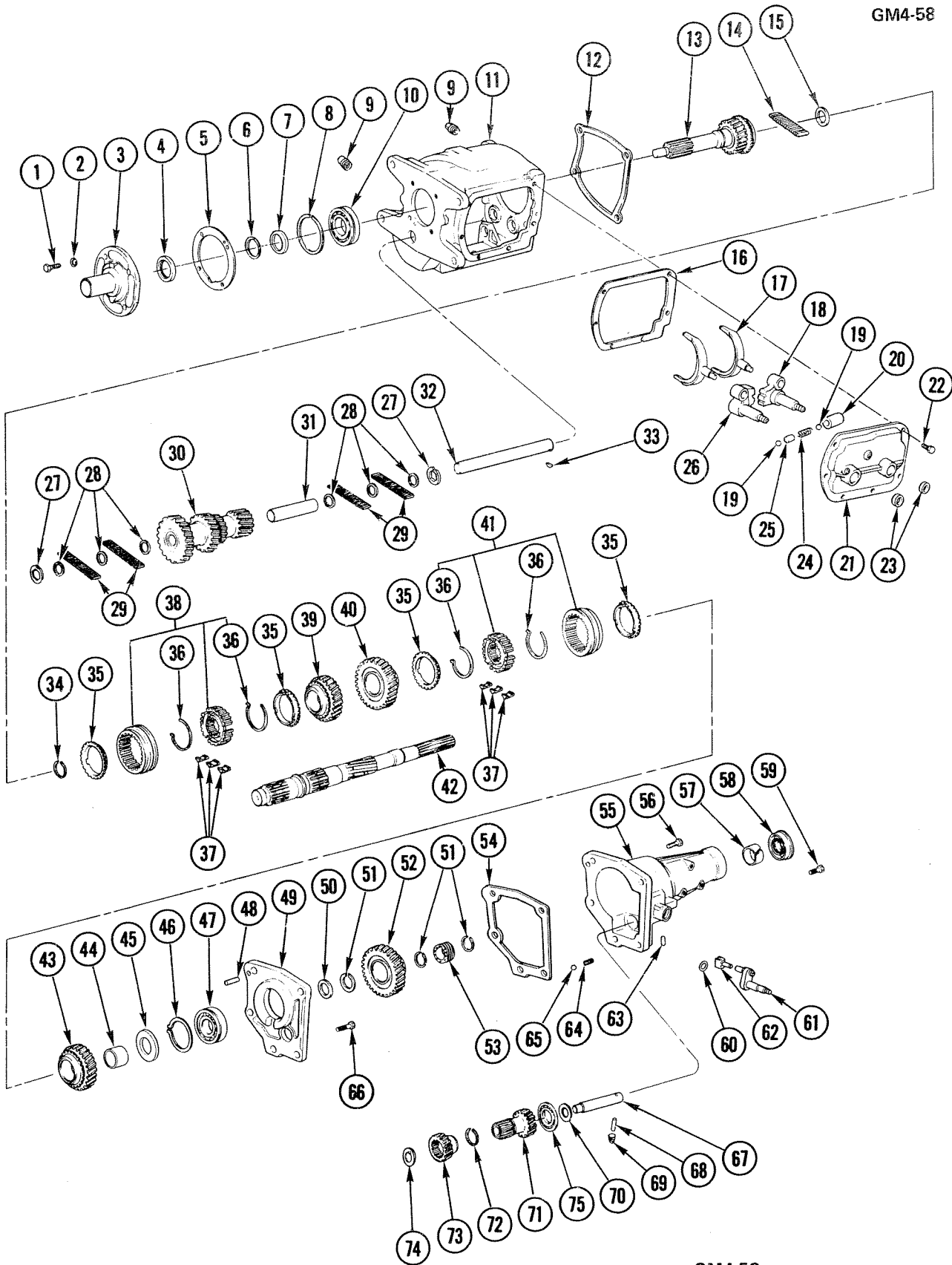
1955-70 3-SPD TRANSMISSION

V4-23

1955-70 3-SPD TRANSMISSION

1. RETAINER, Main Drive Gear Brg	4.356	30. SHAFT, Reverse Idler Gear	4.433
2. BOLT	8.900	31. KEY, Woodruff	8.960
WASHER	8.929	32. GEAR, First Speed	4.417
3. GASKET	4.358	33. RING, First Speed Blocking	4.383
4. SEAL	4.354	34. SPRING	4.413
5. RING, Snap	4.376	35. KEYS	4.384
6. BEARING	4.355	36. Part of 4.380 Synchronizer Asm	N.S.
7. RING	4.376	37. RING	4.384
8. SLINGER, Oil	4.374	38. Part of 4.380 Synchronizer Asm	N.S.
9. CASE	4.103	39. GEAR, Main Drive	4.351
10. GASKET	4.460	40. ROLLER	4.352
11. RING	4.477	41. RING, Syn Blocking	4.383
12. EXTENSION	4.317	42. Part of 4.380 Synchronizer Asm	N.S.
13. BUSHING	4.319	43. RING	4.384
14. SEAL	4.460	44. SPRING	4.413
15. WASHER, Thrust	4.423	45. KEYS	4.384
16. WASHER, Bearing	4.423	46. Part of 4.380 Synchronizer Asm	N.S.
17. ROLLER, Bearing	4.422	47. RING, Syn Blocking	4.383
18. GEAR ASM, Counter	4.421	48. GEAR, 2nd Speed	4.395
19. SHAFT, Counter Gear	4.428	49. SHAFT, Trans Main	4.403
20. KEY	8.960	50. GASKET, Cover	4.109
21. BOLT	8.900	51. FORK, 2nd & 3rd	4.303
WASHER	8.929	52. FORK, 1st & Rev	4.303
22. GEAR, Reverse	4.417	53. SHAFT, 2nd & 3rd	4.309
23. WASHER, Thrust	4.419	54. SHAFT, 1st & Rev	4.309
24. BEARING, Main Shaft	4.408	55. SPRING, Detent	4.311
25. RING, Rear Bearing	4.412	56. SEAL, Shifter Shaft	4.313
26. GEAR, Speedometer	4.343	57. CAM, 1st & Rev Detent Cam	4.311
27. CLIP, Speedo Gear	4.345	58. CAM, 2nd & 3rd Detent Cam	4.311
28. GEAR, Reverse Idler	4.430	59. COVER	4.105
29. BUSHING, Part of 4.430 Gear	N.S.	60. BOLT	8.900
		61. TCS, Switch	4.075

GM4-58



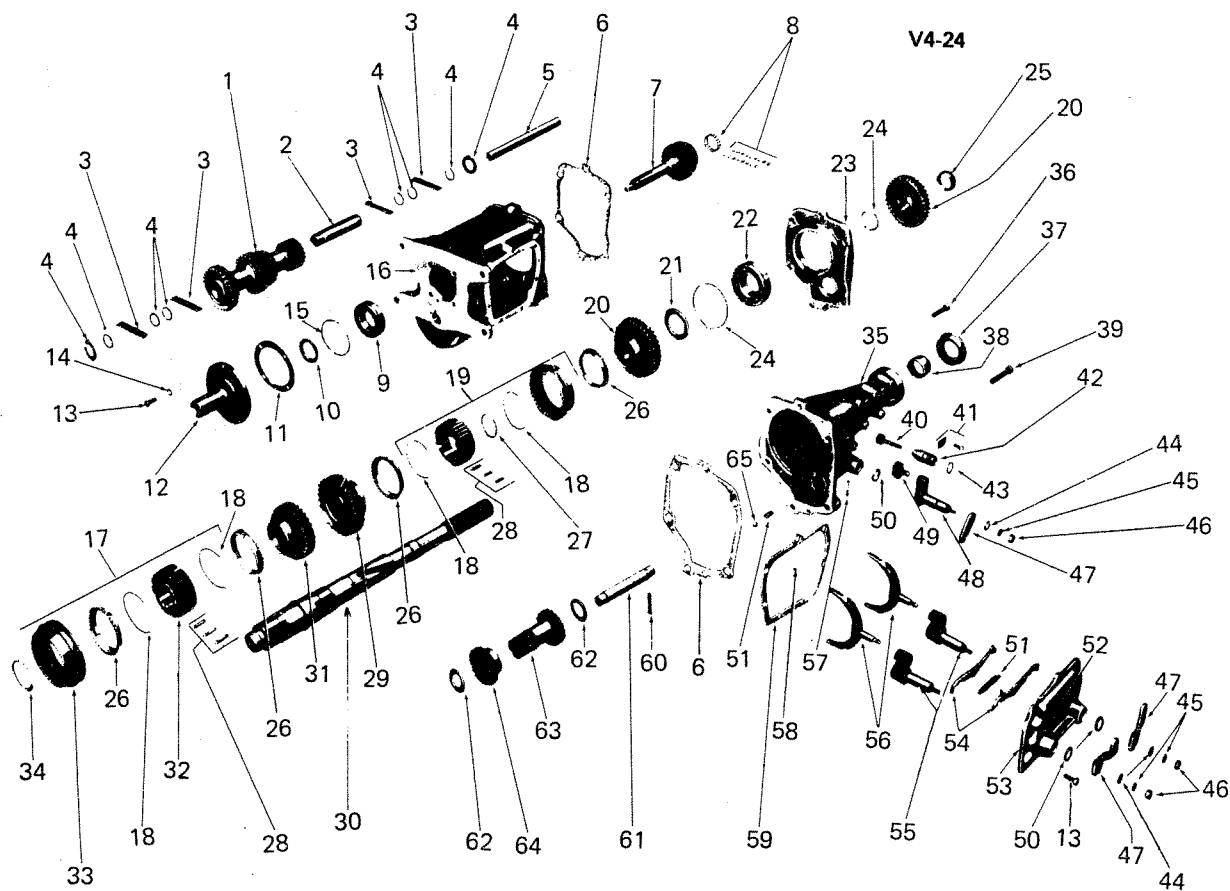
GM4-58

1974-81 BORG WARNER 4-SPEED MANUAL TRANSMISSION

GM4-58

1974-81 BORG WARNER 4-SPEED MANUAL TRANSMISSION

1. BOLT (5/16"-18 x 7/8")	8.900	38. SYNCHRONIZER ASM, 3rd & 4th (Incl #36 & 37)	4.380
2. WASHER, Lock (5/16")	8.931	39. GEAR, 3rd Speed	4.415
3. RETAINER, Trans Main Dr Gear Brg	4.356	40. GEAR (25 Teeth)	4.395
4. SEAL, Trans Main Dr Gear Brg	4.354	41. SYNCHRONIZER ASM, 1st & 2nd	4.380
5. GASKET, Main Dr Gear Brg Ret	4.358	42. SHAFT, Trans Main	4.403
6. RING, Snap	4.376	43. GEAR, 1st Speed	4.417
7. RING, (1 3/8" ID x 1 13/16" OD x 1/16" Thick)	4.376	44. SLEEVE, 1st Speed	4.419
8. RING, Snap (3 1/2" x 3 13/16" Thick)	4.412	45. WASHER, Thrust 1st Speed	4.419
9. PLUG, Trans Drain (Magnetic)	4.105	46. RING, Snap	4.412
10. BEARING (Single Row) W/Snap Rings	4.355	47. BEARING, Trans Main Shaft Rr	4.408
11. CASE, Trans	4.103	48. PIN (Part of #49)	N.S.
12. GASKET, Front	4.318	49. RETAINER ASM, W/Pin Rr Bearing	4.317
13. GEAR, Trans Main Dr Clutch	4.351	50. RING (1 3/8" x 1 13/16" x 1/16" Thick)	4.376
14. ROLLER (5/8")	4.352	51. RING, Clutch Hub Retainer	4.384
15. SPACER, Main Shaft Brg	4.352	52. GEAR, Reverse	4.417
16. GASKET, Side (5 11/16" x 7 5/8")(9 Holes)	4.109	53. GEAR, Speedo Drive	4.343
17. FORK, Gearshift (1st,2nd,3rd & 4th)	4.303	54. GASKET, Rr	4.318
18. SHAFT ASM (1st & 2nd)	4.302	55. EXTENSION ASM, Trans Rr Main Brg	4.317
19. BALLS (3/8")	8.899	56. BOLT (7/16"-14)	8.900
20. SLEEVE, Interlock	4.307	57. BUSHING, Trans Exten	4.319
21. COVER, Trans	4.105	58. SEAL ASM, Ext	4.318
22. BOLT (5/16"-18 x 3/4")	8.900	59. BOLT (7/16"-14 x 1 1/8")	8.900
23. SEAL, Shifter Shaft All Locations	4.302	60. SEAL, Shifter Shaft Oil	4.313
24. SPRING, Reverse Lever Poppet	4.311	61. SHAFT ASM, Reverse Shifter	4.302
25. PIN, Interlock (1/4" OD x 5/8" Lg)	4.307	62. FORK, Gearshift Reverse	4.303
26. SHAFT ASM (3rd & 4th)	4.302	63. PIN, Reverse Shifter Shaft Plate Lock	4.307
27. WASHER, Thrust 1st Speed	4.419	64. SPRING, Lever Poppet (13/16")	4.311
28. WASHER, Countershaft Bearing	4.423	65. BALL (11/32")	8.899
29. ROLLER, Brg (1/4" x 3/4")	4.422	66. BOLT (1/2"-13 x 1 1/8")	4.319
30. GEAR, Trans Countershaft	4.421	67. SHAFT (7/8" Dia x 5 1/2" Long)	4.433
31. SPACER, Countershaft Bearing	4.423	68. PIN, Spring Slotted (1/4" x 1/2")	8.939
32. SHAFT, Trans Counter	4.428	69. PLUG, Cup (.25" OD x 0.125")	N.S.
33. KEY (1/8" x 5/8") Woodruff	8.960	70. WASHER, Reverse Idler Gear Rr Thrust	4.423
34. RING, Clutch Hub Retainer	4.384	71. GEAR ASM, Trans Reverse Idler	4.430
35. RING, Blocking (Also Pt of #38)	4.383	72. RING, Gear Frt (1 5/8")	4.435
36. SPRING, Trans Synchronizing (Also Pt of #38)	4.413	73. GEAR, Front (16 Tooth)	4.430
37. KEY, Shifting (Also Pt of #38)	4.384	74. WASHER, Rr (1 5/8")	4.437
		75. BEARING, Rev Idler Gear Rr Thrust (4.384)	4.437

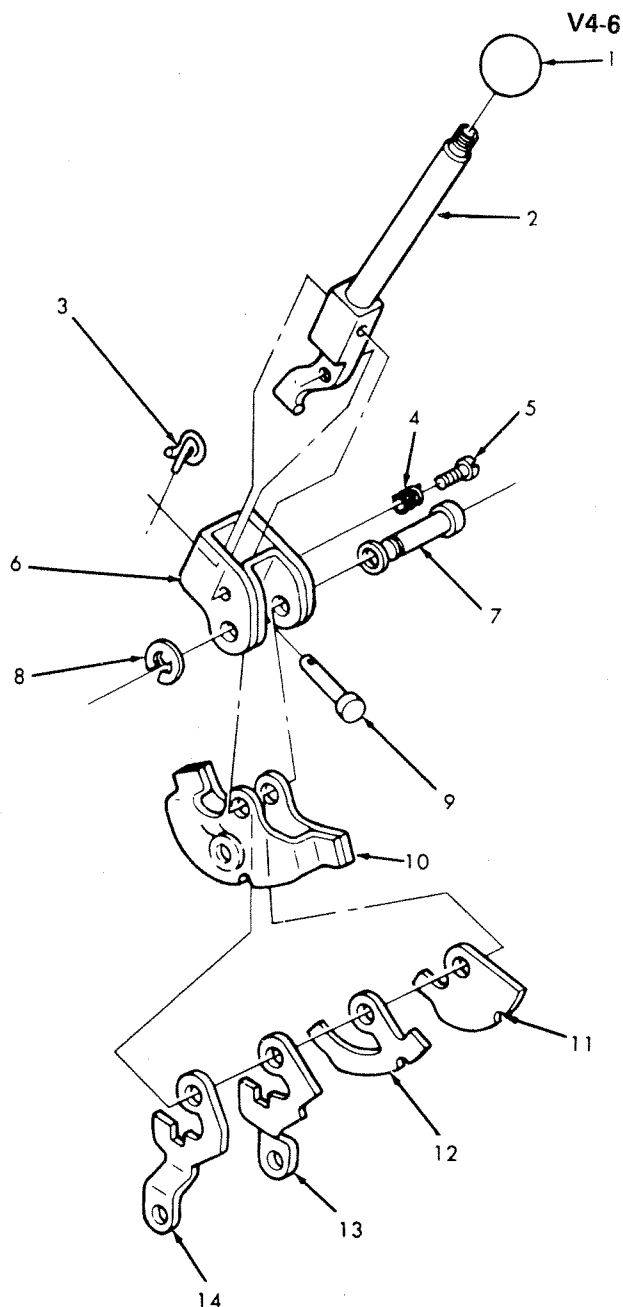


V4-24

1963-74 MUNCIE 4 SPEED MANUAL TRANSMISSION

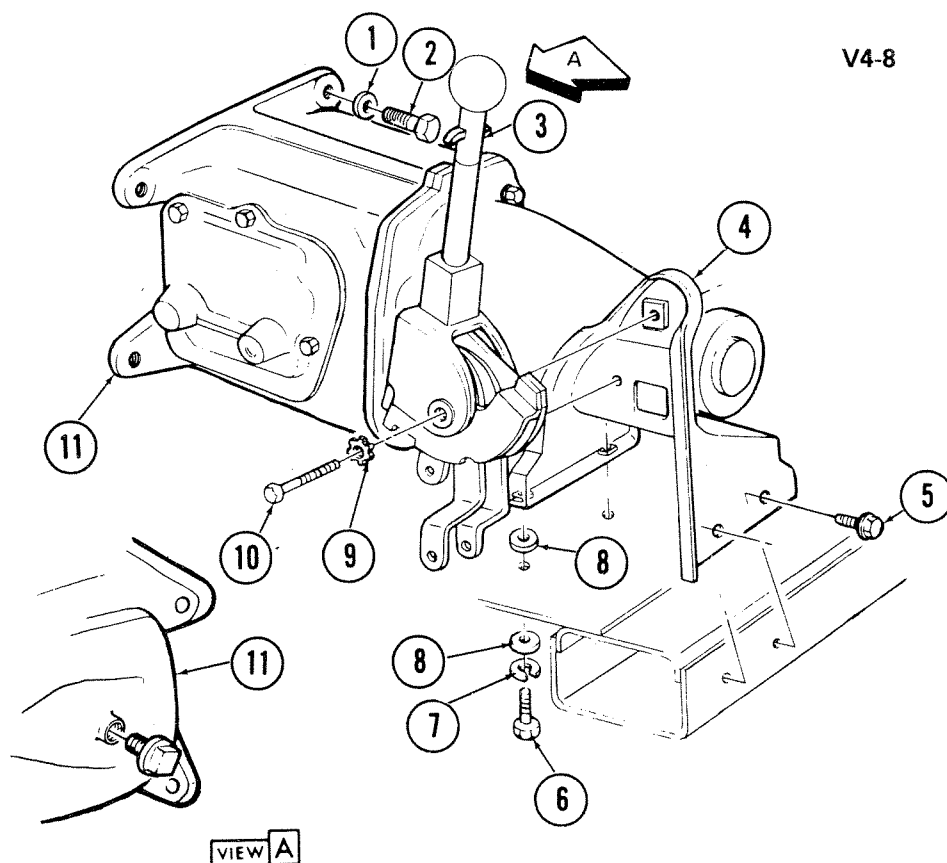
1963-74 MUNCIE 4 SPEED MANUAL TRANSMISSION

1. GEAR	4.421
2. SPACER	4.423
3. ROLLER	4.422
4. WASHER	4.423
5. SHAFT	4.428
6. GASKET	4.318
7. GEAR	4.351
8. BEARING ASM	4.352
9. BEARING	4.355
10. NUT	4.356
11. GASKET	4.358
12. RETAINER	4.356
13. BOLT (5/16"-18 x 3/4")	8.900
14. WASHER, Lock (5/16")	8.932
15. RING	4.376
16. CASE	4.103
17. SYNCHRONIZER (3rd and 4th)	4.380
18. SPRING	4.413
19. SYNCHRONIZER (1st and 2nd)	4.380
20. GEAR	4.417
21. WASHER	4.419
22. BEARING	4.408
23. RETAINER	4.317
24. RING	4.412
25. GEAR	4.343
26. RING	4.383
27. RING	4.383
28. PLATE	4.384
29. GEAR	4.395
30. SHAFT	4.403
31. GEAR	4.415
32. SYNCHRONIZER, Part of 4.380 CLUTCH	N.S.
33. SYNCHRONIZER, Part of 4.380 CLUTCH	N.S.
34. RING	4.384
35. EXTENSION ASM	4.317
36. BOLT (3/8"-16 x 1 3/4")	8.900
37. SEAL	4.318
38. BUSHING	4.319
39. BOLT (7/16"-14)	8.900
40. GEAR	4.337
41. RETAINER	4.338
42. FITTING	4.338
43. SEAL	4.338
44. WASHER (11/16" x 11/32" x 5/64")	8.929
45. WASHER, Lock (5/16")	8.931
46. NUT (5/16"-18)	8.915
47. LEVER	4.045
48. SHAFT ASM	4.302
49. FORK	4.303
50. SEAL	4.313
51. SPRING	4.311
52. PIN	4.311
53. COVER	4.105
54. CAM	4.311
55. SHAFT ASM	4.309
56. FORK	4.303
57. PIN (5/32" x 1 1/4")	8.940
58. RING (5/16" Type 3)	8.934
59. GASKET	4.109
60. PIN (1/4" x 1 1/2")	8.939
61. SHAFT	4.433
62. WASHER	4.437
63. GEAR ASM	4.430
64. GEAR	4.430
65. BALL (3/8")	8.899



1965-68 "Y" 3-SPEED SHIFT LEVER

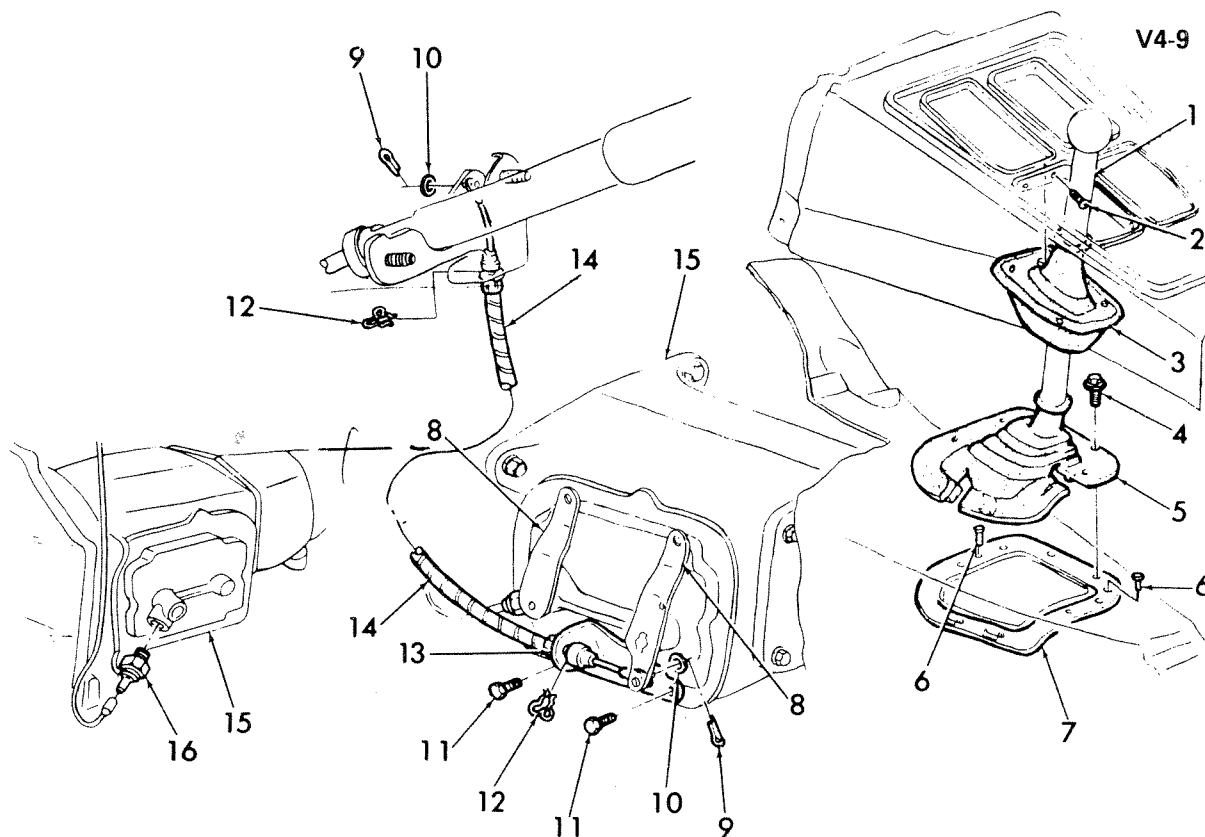
1. KNOB, Control Lever	4.006	8. RETAINER, Control Lever	4.032
2. LEVER ASM, Gearshift Control	4.006	9. PIN, Control Lever	4.008
3. RETAINER, Special	4.037	10. BRACKET ASM, Control Lever	4.010
4. SPRING, Control Lever	4.008	11. SPACER, Control Lever Interlock	4.008
5. SCREW	4.012	12. INTERLOCK, Control Reverse Lever	4.027
6. BRACKET ASM, Part of #2	N.S.	13. LEVER, 1st & Rev	4.030
7. SHAFT, Control Shift Lever	4.025	14. LEVER, 2nd & 3rd	4.030



V4-8

1968-81 "Y" MANUAL TRANSMISSION CONTROL LEVER

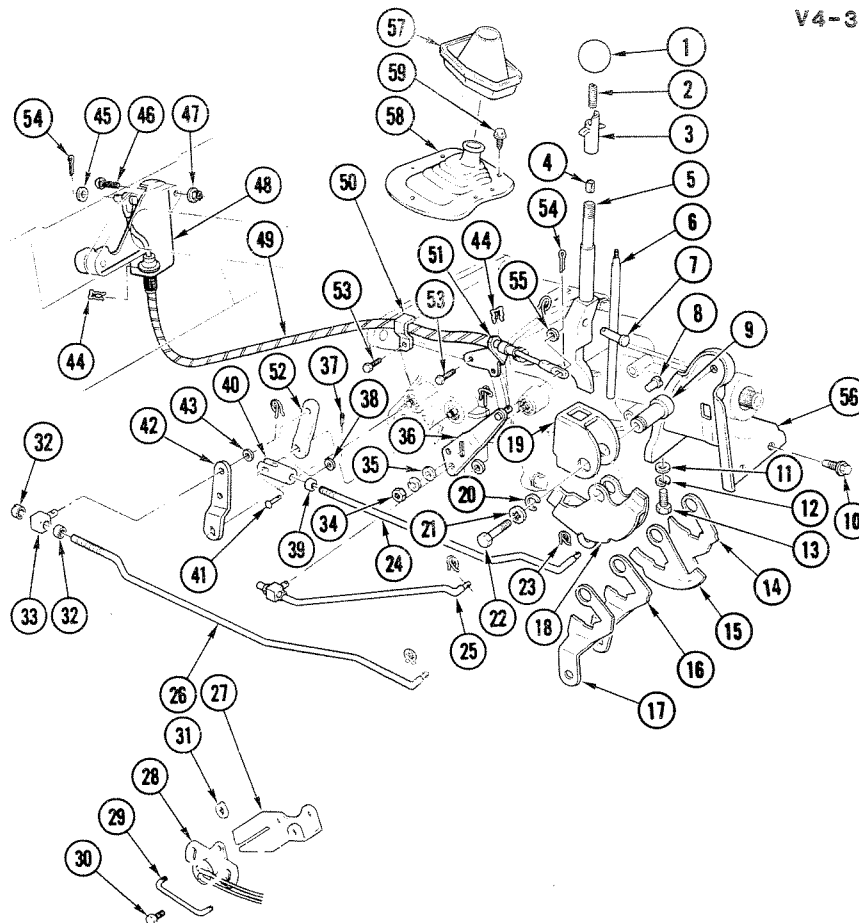
1. WASHER	8.931
2. BOLT (1/2"-13 x 1 3/4")	8.900
3. CONTROL ASM, W/Shaft & Housing	4.004
4. SUPPORT, Control Lever & Bracket	4.010
5. SCREW (5/16"-18 x 3/4")	8.977
6. BOLT (3/8"-16 x 7/8")	8.900
7. WASHER (3/8")	8.931
8. WASHER (13/32")	8.929
9. WASHER (3/8")	8.932
10. BOLT (3/8"-16)	8.900
11. TRANSMISSION ASM	4.003



V4-9

1969-72 "Y" INTERLOCK LINKAGE, CONTROL LEVER & T.C.S. SWITCH

1. CONTROL ASM, W/Shaft & Housing	4.004
2. SCREW (#8-18 x 1/2")	8.977
3. BOOT, Upper	4.015
4. SCREW ASM (#10-16 x 7/8")	8.977
5. BOOT, Lower	4.015
6. RIVET	8.967
7. PLATE, Cont Lever Lower Boot Tapping	4.015
8. LEVER ASM, 1st and Reverse, 2nd & 3rd	4.045
9. PIN, Cotter (3/32" x 5/8")	8.938
10. WASHER	3.425
11. BOLT (5/16"-18 x 7/8")	8.900
12. RETAINER	4.785
13. BRACKET, Control Cable	4.047
14. CABLE ASM, Control Lock	4.070
15. TRANSMISSION ASM	4.003
16. SWITCH ASM, Control Spark (1970-72 Only)	4.075

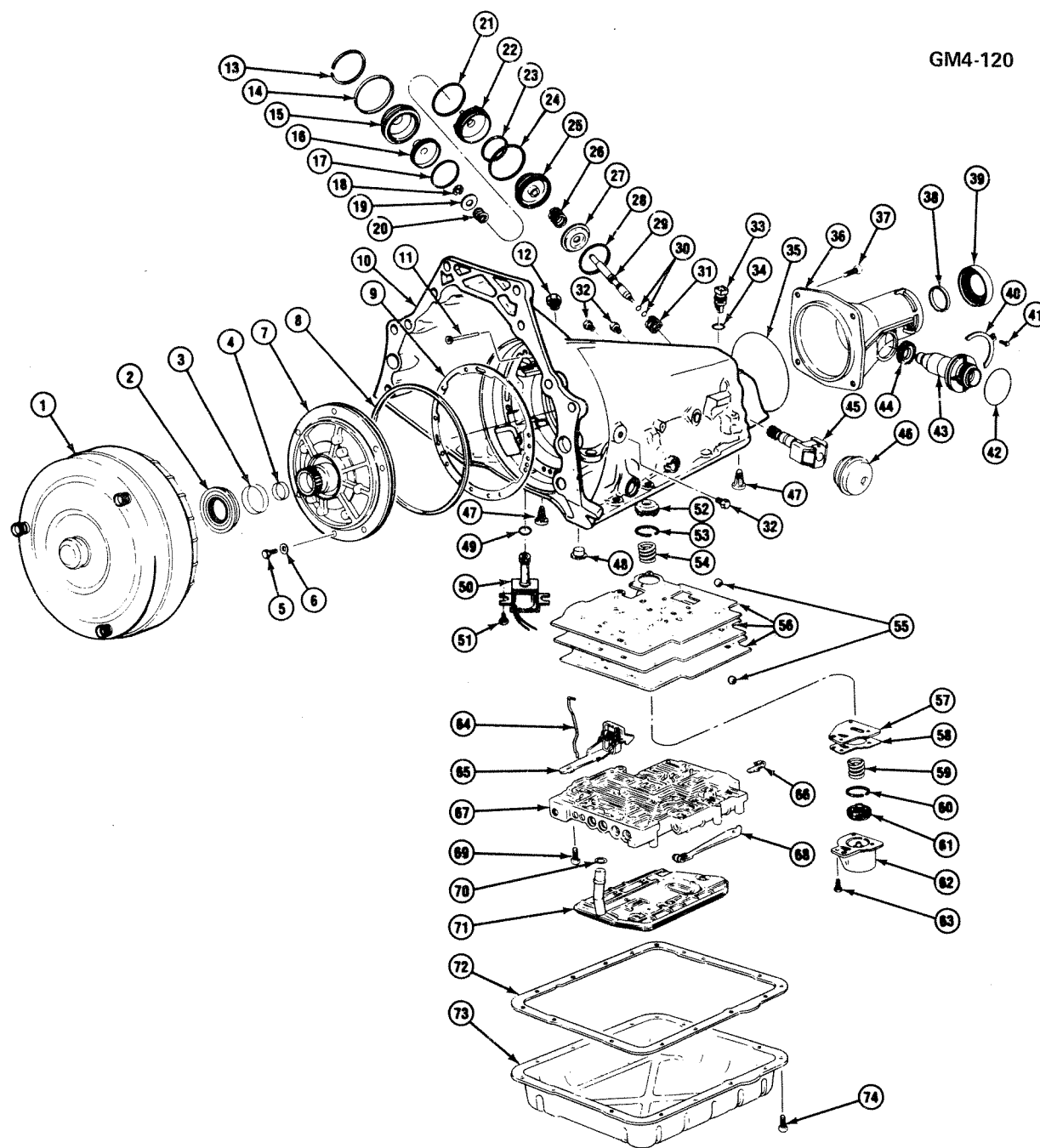


V4-3

1964-81 "Y" 4-SPEED M.T. SHIFT CONTROL

1. KNOB, Control Lever	4.006	30. SCREW (#10-24 x 5")	8.900
2. SPRING, Reverse Release Return	4.008	31. CLIP, Backing Lamp Switch Cont Rod	3.425
3. HANDLE, Shift Control	4.006	32. NUT, Cont Rod Swivel (7/16"-20)	4.037
4. BUSHING, Rev Release Cable Handle	4.008	33. SWIVEL, Control Rod 2nd & 3rd	4.054
5. LEVER ASM, Control	4.006	34. NUT (3/8"-16)	8.915
6. HANDLE, Cont Rev Release	4.006	35. WASHER (13/32" x 13/16")	8.929
7. PIN, Control Lever, Lower	4.008	36. LEVER, Cont Shifter Rev	4.045
8. PIN, Control Lever, Reverse	4.008	37. PIN (3/32" x 1")	8.938
9. SHAFT, Control Shifter Lever	4.025	38. WASHER, Cont Rod Clevis 1st & 2nd	2.760
10. SCREW (5/16"-12 x 7/8")	8.977	39. NUT, Cont Rod Swivel (7/16"-20)	4.037
11. WASHER, Cont Lever & Brkt Supt	3.706	40. CLEVIS, 1st & 2nd	4.037
12. WASHER (3/8" x 43/64")	8.931	41. PIN, 1st & Reverse Rod Clevis	4.008
13. BOLT (3/8"-16 x 1")	8.900	42. LEVER, 1st & 2nd, 3rd & 4th Trans	4.045
14. LEVER, Trans Cont Shift Rev	N.S.	43. WASHER (1/32" ID x 13/16" OD)	8.929
15. INTERLOCK, Cont Rev Lever (5/64" Thk)	4.027	44. RETAINER, Frt & Rr Park Brk Cbl	4.785
16. LEVER, Cont Shift 1st & 2nd	4.030	45. WASHER, Cont Lock Cable	3.425
17. LEVER, Gearshift 2nd & 3rd	4.030	46. BOLT (5/16"-18 x 1 1/2")	N.S.
18. BRACKET, Control Shifter Lever	4.030	47. NUT (5/16"-18)	8.917
19. BRACKET, Trans Cont Lever	4.010	48. BRACKET, Cont Lock Cable	4.070
20. RETAINER, Cont Shifter Lever Shaft	4.027	49. CABLE, Cont Lock (30 15/16")	4.070
21. WASHER (3/8" x 11/16")	8.932	50. CLIP, Cont Lock Cable	4.070
22. BOLT (3/8"-16 x 2 51/64")	8.900	51. BRACKET, Cont Lock Cable	4.070
23. RETAINER, Trans Cont Rod	4.037	52. LEVER, Trans Mounted Gearshift	4.045
24. ROD, 1st & 2nd	4.035	53. BOLT, Hex (5/16"-18 x 3/4")	8.900
25. ROD, Reverse Control	4.035	54. PIN, Cotter (3/32" x 5/8")	8.938
26. ROD, 3rd & 4th	4.035	55. WASHER (9/32")	3.425
27. BRACKET, Backing Lp Sw Cont	2.698	56. SUPPORT, Lever	4.010
28. SWITCH ASM, Backing Lamp	2.698	57. BOOT, Control Lever Upper	4.015
29. ROD, Backing Lamp Switch Cont	2.698	58. BOOT, Control Lever Lower	4.015
		59. SCREW (#10-16 x 1/2")	8.977

NOTE: Items #49-51 were used beginning in 1969.



GM4-120

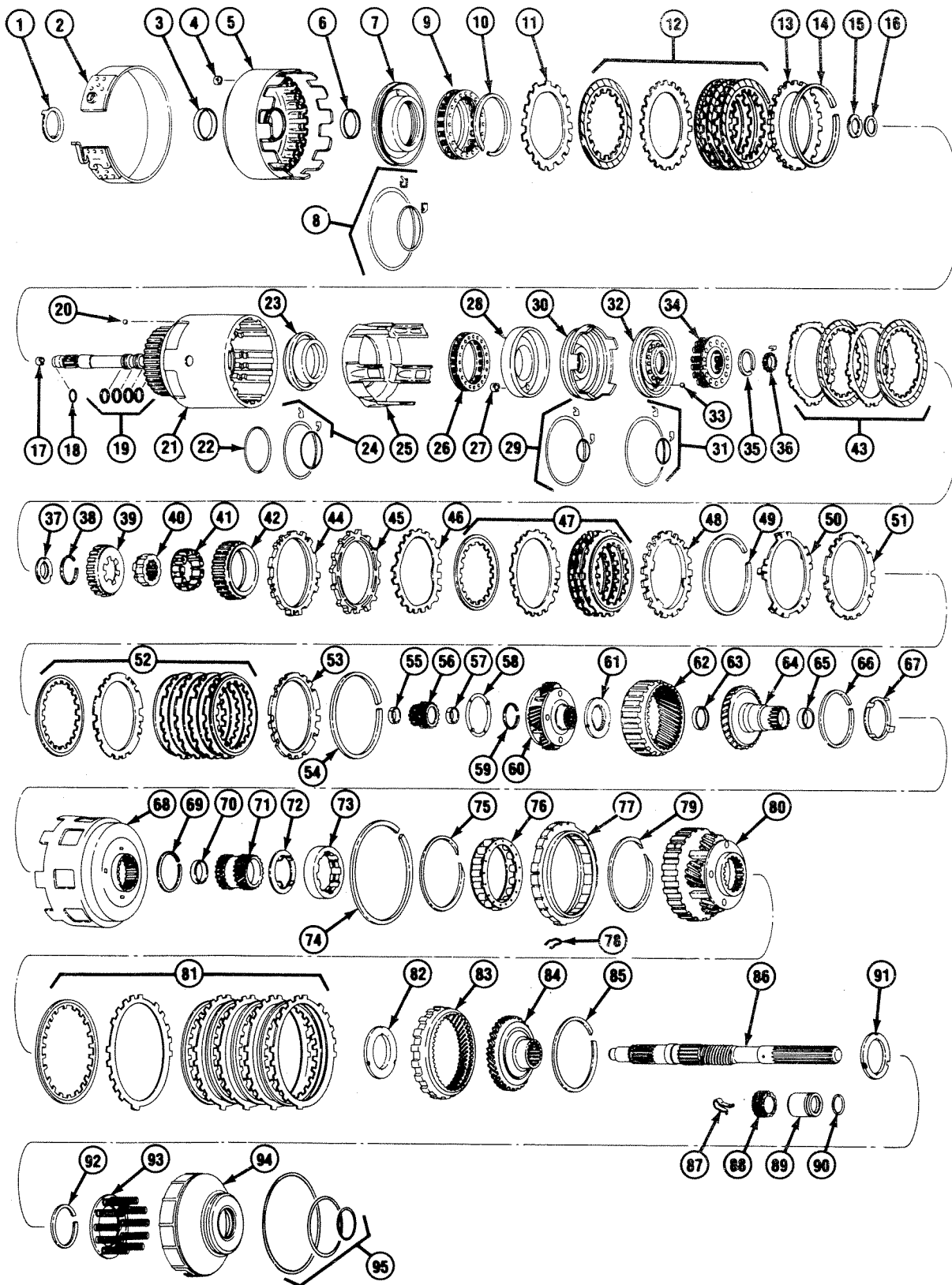
1982 "Y" TRANSMISSION CASE & RELATED PARTS - THM 700-R4 (MD8)

1982 "Y" TRANSMISSION CASE & RELATED PARTS - THM 700-R4 (MD8)

1.	4.115	CONVERTER	8642938	37.	8.900	BOLT, Hex (M10 x 1.5 x 30)	
2.	4.226	SEAL, Pump Frt	8630921	38.	4.319	BUSHING, Case Extension	6260048
3.	N.S.	BUSHING, Pump Body (Part of BODY, Pump Grp 4.224)		39.	4.318	SEAL, Ext Oil	3932255
4.	N.S.	BUSHING, Stator Shf (Part of COVER, Pump Grp 4.224)		40.	4.338	RETAINER, Speedo Driven Gear Sleeve	1254856
5.	4.226	BOLT, W/Wa Pump to Case	8642417	41.	8.900	BOLT, Hex W/Con Wa (M6 x 1 x 16)	
6.	N.S.	WASHER, Pump to Case (Part of item 5)		42.	4.338	SEAL, Speedo Driven Gr Sleeve	25501478
7.	N.S.	PUMP (See Pump Illustration)		43.	4.338	SLEEVE, Speedo Driven Gear	25512339
8.	4.226	SEAL, Oil Pump to Case	6261413	44.	4.337	GEAR, Speedo Driven (42 Teeth)(Green)	1362049
9.	4.226	GASKET, Pump Cover to Case	8642040		4.337	GEAR, Speedo Driven (41 Teeth)(Yellow)	1362195
10.	4.103	CASE, W/Bushing (Includes item 11)	8642901	45.	4.256	GOVERNOR	8642730
11.	4.104	PIPE, Vent	8633408	46.	4.256	COVER, Governor	6261067
12.	4.128	CONNECTOR, Inverted Flare	8629653	47.	4.248	SCREW, Oil Press (Conv & Gov)	8642423
13.	4.228	RING, Servo Cvr Ret	8642124	48.	4.229	PIN, Band Anchor	8642125
14.	4.229	SEAL, "O" Ring (2-4 Servo Cvr)	8642112	49.	4.122	SEAL, "O" Ring Conv Clu Sol (4.123)	8630049
15.	4.241	COVER, 2-4 Servo (Includes item 14,21)	8642927	50.	4.122	SOLENOID (Red)(Incl item 49)	8642930
16.	4.228	PISTON, 4th Apply (Includes item 17)	8642478	51.	8.900	BOLT, Hex Wa Hd (M6 x 12)	
17.	4.229	RING, Oil Seal Outer (4th Apply Pstn)	8642480	52.	4.228	PISTON, Accum (3-4)(Incl item 53)	8632946
18.	8.934	RETAINER, Snap Ring Bowed Ext Fits Shf (7/16")		53.	4.229	RING, Oil Seal (3-4 Accum Pstn)	8634161
19.	4.233	WASHER, Servo Apply Pin	8642107	54.	4.233	SPRING, 3-4 Accum	8634162
20.	4.233	SPRING, Servo Apply Pin	8642106	55.	4.216	BALL (1/4" Dia)	147485
21.	4.229	SEAL, "O" Ring	8642112	56.	4.265	PLATE, Vlv Body Spacer	8642655
22.	4.228	HOUSING, Servo Pstn Inner (Incl item 14,21)	8642937		4.265	GASKET KIT, Spacer Plate	8642920
23.	N.S.	RING, Oil Inner (2nd Apply Pstn)(* 1)		57.	4.241	PLATE, Accum (Incl item 58)	8642914
24.	N.S.	RING, Oil Seal Outer (2nd Apply Pstn)(* 1)		58.	4.241	GASKET, Accum Cvr to Plt	8642129
25.	4.228	PISTON, 2nd Apply	8642079	59.	4.233	SPRING, 1-2 Accum	8634162
26.	4.233	SPRING, Servo Cushion	8642585	60.	4.229	RING, Oil Seal (1-2 Accum Pstn)	8634161
27.	4.233	RETAINER, Servo Cushion Spring	8642104	61.	4.229	PISTON, Accum (1-2)(Incl #60)	8632946
28.	4.229	RING, 2nd Apply Pstn Ret	8642105	62.	4.228	COVER, W/Pin 1-2 Accum	8642433
29.	4.228	PIN, 2nd Apply Pstn (1 Ring)(Incl item 30)	8642094	63.	8.900	BOLT, Hex (M6 x 1 x 35)(2 Reqd)	
	4.228	PIN, 2nd Apply Pstn (2 Ring)(Incl item 30)	8642095		8.900	BOLT, Flanged Hex Hd (M6 x 1 x 65)(1 Reqd)	
	4.228	PIN, 2nd Apply Pstn (3 Ring)(Incl item 30)	8642096	64.	4.275	LINK, Throttle Lvr to Cable	8642290
	4.228	PIN, 2nd Apply Pstn (Wide Band)(Incl item 30)	8642097	65.	4.275	LEVER, W/Brkt, Throttle	8642351
30.	4.228	SEAL, 2nd Apply Pstn Pin	8630120	66.	4.197	CLIP, Electrical Wire	8642421
31.	4.233	SPRING, Servo Return	8642273	67.	4.265	VALVE ASM, Cont (Also, See Valve Illustration)	8642404
32.	4.105	PLUG, Case Servo/Accum	8628864	68.	4.275	SPRING, Manual Detent	8642247
33.	4.115	CONNECTOR, Electrical (Incl item 34)	8634383	69.	8.900	BOLT, Hex (M6 x 1 x 16)	
34.	4.115	SEAL, "O" Ring (Elec Conn)(4.338)	6264903	70.	4.226	SEAL, Oil Filter to Pump (4.338)	6264903
35.	4.318	SEAL, Case Extension to Case	1358899	71.	4.197	FILTER, Trans Oil (Incl item 70,72)	8642933
36.	4.317	EXTENSION, Case (Incl item 38,39)	8642231	72.	4.196	GASKET, Oil Pan	8642360
				73.	4.195	PAN, Oil	8642213
				74.	8.900	BOLT, Hex Wa Hd (M8 x 1.25 x 16)	

NOTE 1: Part of 8642925 SEAL KIT, 2nd Apply Piston Grp 4.229.

GM4-121



GM4-121

1982 "Y" TRANSMISSION CLUTCH GEARS - THM 700-R4 (MD8)

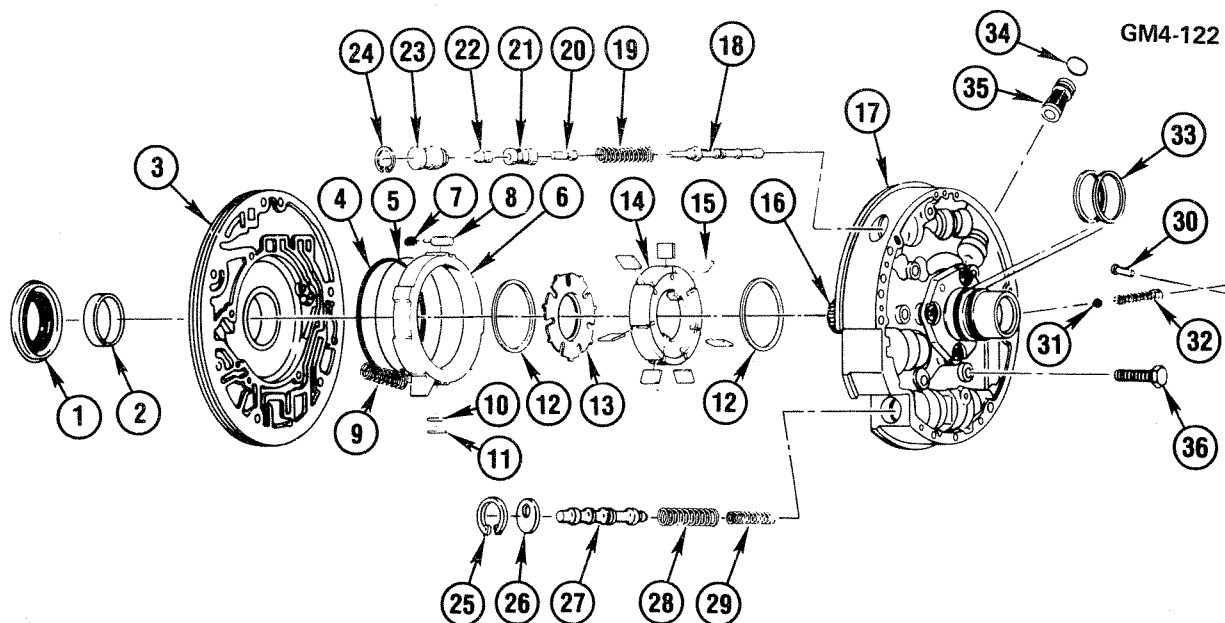
1982 "Y" TRANSMISSION CLUTCH GEARS - THM 700-R4 (MD8)

1.	4.226	WASHER, Thrust, Pump to Drum	8642041
2.	4.163	BAND, Trans 2nd & 4th	8642076
3.	4.180	BUSHING, Rev Input Clu Hsg Frt	8642905
4.	4.169	RETAINER, W/Ball, Rev Clu Hsg	8628732
5.	4.169	HOUSING, W/Drum, Rev Input Clu (Includes item 3,4,6)	8642943
6.	N.S.	BUSHING, Rev Input Clu Rr (Part of item 5)	
7.	4.166	PISTON, Rev Input Clu	8642050
8.	4.166	SEAL KIT, Rev Input Clu	8642918
9.	4.164	SPRING, Rev Input Clu	8642059
10.	4.164	RING, Rev Input Clu Spr Ret	8628059
11.	4.163	PLATE, Rev Input Clu (Waved)	8642060
12.	4.163	PLATE, Rev Input Clu (Grooved Fiber)(4 reqd)	8642062
	4.163	PLATE, Rev Input Clu (Flat Steel)(3 reqd)	8642061
13.	4.163	PLATE, Rev Input Clu Backing	8642064
14.	4.164	RING, Rev Input Clu Retaining	8642065
15.	4.162	BEARING, Stator Shaft to Select Washer	8642066
16.	4.158	WASHER, Thrust Input Hsg/Stator Shf (Selective)7-1.97MM)	8642067
	4.158	WASHER, Thrust Input Hsg to Stator Shf (2.04-2.14)	8642068
	4.158	WASHER, Thrust Input Hsg to Stator Shf (2.21-2.31)	8642069
	4.158	WASHER, Thrust Input Hsg to Stator Shf (2.38-2.48)	8642070
	4.158	WASHER, Thrust Input Hsg to Stator Shf (2.55-2.65)	8642071
	4.158	WASHER, Thrust Input Hsg to Stator Shf (2.72-2.82)	8642072
	4.158	WASHER, Thrust Input Hsg to Stator Shf (2.89-2.99)	8642073
	4.158	WASHER, Thrust Input Hsg to Stator Shf (3.06-3.16)	8642074
17.	4.123	RETAINER, W/Ball, Check Valve	8634503
18.	4.123	SEAL, "O" Ring Turb Shaft to Sel Washer(*1)	8630049
19.	4.123	RING, Oil Seal, Turbine Shaft (Teflon)(4 reqd)	8642420
20.	4.123	BALL, Check Valve (4.256)	8622757
21.	4.158	HOUSING, W/Shaft, Input Clu	8642371
22.	N.S.	SEAL, "O" Ring Input to Forward Housing(*1)	
23.	4.166	PISTON, 3rd & 4th Input Clu	8642135
24.	N.S.	SEAL, 3rd & 4th Clu Inr & Otr(*1)	
25.	4.167	RING, 3rd & 4th Clu Apply	8642374
26.	4.167	SPRING, 3rd & 4th Input Clu	8642140
27.	4.169	RETAINER, W/Ball, Forward Clu Housing	8628732
28.	4.169	HOUSING, Forward Clu (Includes item 27)	8642141
29.	N.S.	SEAL, Forward Clu Inr & Otr(*1)	
30.	4.166	PISTON, Forward Clu	8642144
31.	N.S.	SEAL, Overrun Clu Inr & Otr(*1)	
32.	4.166	PISTON, Overrun Clu (Includes item 33)	8642148
33.	4.123	BALL, Overrun Clu Chk Vlv (4.256)	8622757
34.	4.163	SPRING, Overrun Clu	8642153
35.	8.934	RING, Ext Snap Fits M38 Dia Shf	
36.	4.176	SEAL, Input Housing to Output Shaft(*1)	8642178
37.	4.159	BEARING, Input Sun Gear	8642162
38.	4.164	RING, Overrun Clu Hub Retaining	8628059
39.	4.164	HUB, Overrun Clu	8642159
40.	4.180	CAM, Forward Roller Clu	8642158
41.	4.180	ROLLER, Forward Clu	8642160
42.	4.168	RACE, Forward Clu Otr	8642161
43.	4.163	PLATE, Overrun Clutch (2.34MM)(2 reqd)	8642154
	4.163	PLATE, Overrun Clutch (Grooved)(2 reqd)	8642155
44.	4.163	PLATE, Forward Clu Apply	8642163
45.	N.S.	PLATE, Forward Clu Spacer (Not reqd on Corvette)	
46.	4.163	PLATE, Forward Clu (Waved)	8642168
47.	4.163	PLATE, Forward Clu (1.97MM)(4 reqd)	8642167
	4.163	PLATE, Forward Clu (Smooth)(5 reqd)	8642165
48.	4.163	PLATE, Forward Clu Backing	8642169
49.	4.163	RING, Forward Clu Backing Plate Retainer	8642170
50.	4.163	PLATE, 3rd & 4th Clu Ring Retainer	8642171
51.	4.163	PLATE, 3rd & 4th Clu Apply	8642172
52.	4.163	PLATE, 3rd & 4th Clu (1.97MM)(5 reqd)	8642173
	4.163	PLATE, 3rd & 4th Clu (Smooth)(6 reqd)	8642174
53.	4.163	PLATE, 3rd & 4th Clu (Selective)(7.00-7.25)	8642621
	4.163	PLATE, 3rd & 4th Clu (Selective)(6.00-6.25)	8642622
	4.163	PLATE, 3rd & 4th Clu (Selective)(5.00-5.25)	8642623
	4.163	PLATE, 3rd & 4th Clu (Selective)(4.00-4.25)	8642624
54.	4.163	RING, 3rd & 4th Clu Backing Plate Retainer	8642177
55.	4.159	BUSHING, Input Sun Gear Frt	8642906
56.	4.159	GEAR, Input Sun (Includes item 55 & 57)	8642179
57.	4.159	BUSHING, Input Sun Gear Rr	8642906
58.	4.176	WASHER, Thrust Input Carrier to Race	8642432

1982 "Y" TRANSMISSION CLUTCH GEARS - THM 700-R4 (MD8)

59.	4.176	RETAINER, Otpt Shf to Input Carr	8642230
60.	4.175	CARRIER, Input (Complete)	8642182
61.	4.159	BEARING, Thrust Input Carrier to Reaction Shaft	8642191
62.	4.158	GEAR, Input Internal	8642866
63.	4.176	BUSHING, Reaction Carrier Shaft Frt	8642908
64.	4.175	SHAFT, Reaction Carrier (Includes item 63 & 65)	8642196
65.	4.176	BUSHING, Reaction Carrier Shaft Rr	8642907
66.	4.176	RING, Reaction Shaft to Internal Gear Retainer	8642201
67.	4.176	WASHER, Thrust Reaction Shaft to Shell	8642202
68.	4.175	SHELL, Reaction Sun	8642203
69.	4.159	RING, Reaction Sun Gear Retainer (4.164)	6261041
70.	4.176	BUSHING, Reaction Sun	8642909
71.	4.159	GEAR, Reaction Sun (Includes item 70)	8642204
72.	4.176	WASHER, Thrust Race to Reaction Shell	8642331
73.	4.180	RACE, Lo & Reverse Overrun Clu	6261125
74.	4.180	RING, Lo & Reverse Support to Case Retainer	6261416
75.	4.180	RING, Lo & Reverse Overrun Clu	6261051
76.	4.180	CLUTCH, Lo & Reverse Overrun	6261305
77.	4.162	SUPPORT, Lo & Reverse Clu	8642859
78.	4.180	SPRING, Lo & Reverse Clu Support Retainer	6261415
79.	4.180	RING, Lo & Reverse Overrun Clu	6261051
80.	4.175	CARRIER, Reaction	8642207
81.	4.163	PLATE, Lo & Reverse Clu Reaction (.070)(5 reqd)	6261120
	4.163	PLATE, Lo & Reverse Clu Reaction (Faced .088)(5 reqd)	8641698
82.	4.176	BEARING, Thrust Reaction Carrier to Support	8642215
83.	4.158	GEAR, Internal Reaction	8642216
84.	4.175	SUPPORT, Internal Reaction Gear	8642218
85.	4.176	RING, Reaction Gear to Support Retainer	8642220
86.	4.175	SHAFT, Output	8642229
87.	4.345	CLIP, Speedo Drive Gear	6261781
88.	4.343	GEAR, Speedo Drive (19 Teeth)(Yellow)	8640188
89.	N.S.	SLEEVE, Output Shaft (Not reqd on Corvette)	
90.	N.S.	SEAL, Output Shaft (Not reqd on Corvette)	
91.	4.176	BEARING, Reaction Gear Support to Case (4.159)	8642191
92.	4.164	RING, Lo & Reverse Clu Retainer	6261041
93.	4.164	SPRING, Lo & Reverse Clu	8642227
94.	4.166	PISTON, Lo & Reverse Clu	8642221
95.	4.166	SEAL KIT, Lo & Reverse Clu	8642916

NOTE 1: Part of 8642919 SEAL KIT, Input Hsg Piston, Group 4.166.



GM4-122

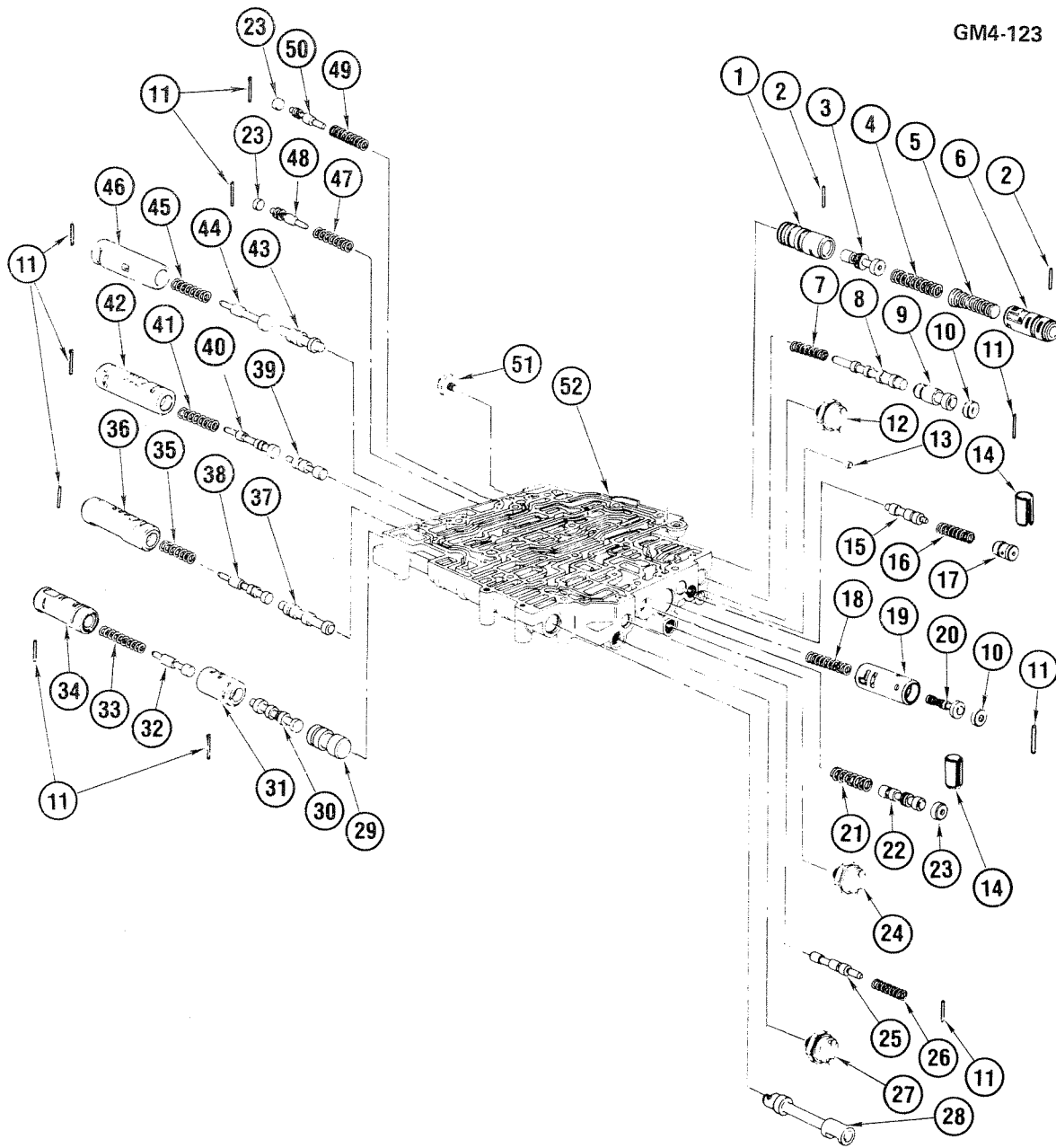
1982 "Y" TRANSMISSION OIL PUMP - THM 700-R4 (MD8)

1.	4.226	SEAL, Pump Frt	8630921
2.	N.S.	BUSHING, Pump Body (Part of item 3)	
3.	4.224	BODY, Pump (Includes items 1 thru 15)	8642903
4.	N.S.	RING, Oil Seal Slide to Wear Plate (Part of item 3)(*1)	
5.	N.S.	SEAL, "O" Ring Slide Seal Back-Up (Part of item 3)(*1)	
6.	N.S.	SLIDE, Pump (Part of item 3)	
7.	4.226	SPRING, Pivot Pin	8634098
8.	4.226	PIN, Pivot Slide	8634097
9.	4.226	SPRING, Pump Slide	8634078
10.	N.S.	SUPPORT, Pump Slide Seal (Part of item 3)(*1)	
11.	N.S.	SEAL, Pump Slide (Part of item 3)(*1)	
12.	4.226	RING, Pump Vane(*2)	8634086
13.	4.226	GUIDE, Rotor	8634271
14.	N.S.	ROTOR, Oil Pump (Part of item 3)	
15.	4.226	VANE, Pump(*2)	8631280
16.	N.S.	SHAFT & FLANGE ASM, Stator (Part of item 17)	
17.	4.224	COVER, Pump	8642810
18.	4.216	VALVE, Pressure Regulator	8637546
19.	4.216	SPRING, Pressure Regulator Valve	8642494
20.	4.265	VALVE, Reverse Boost (Includes item 21)	8642921
21.	N.S.	BUSHING, Reverse Boost Valve (Part of item 21)	
22.	4.216	VALVE, T.V. Boost (Includes item 23)	8634941
23.	N.S.	BUSHING, T.V. Boost (Part of item 22)	
24.	4.216	RING, Rev Boost Vlv Ret	11503348
25.	8.934	RING, Snap (5/8" Shaft)	
26.	4.216	STOP, Conv Clu Vlv	8634705
27.	4.216	VALVE, Converter Clu	8634031
28.	4.216	SPRING, Converter Clu Valve Otr	8634399
29.	4.216	SPRING, Converter Clu Valve Inr	8634378
30.	4.216	RIVET, Press Relief Ball	8642619
31.	8.899	BALL (3/8" Steel)	
32.	4.216	SPRING, Pressure Relief	8634106
33.	4.226	RING, Pump Cover (2 Req'd)	8628055
34.	N.S.	SEAL, Pump Cover Screen (Part of item 35)	
35.	4.224	SCREEN, Pump Cover (Includes item 34)	8642912
36.	8.900	BOLT, Hex (M8 x 1.25 x 40)	

NOTE 1: Also part of 8634906 SEAL KIT, Pump Slide, Group 4.226.

NOTE 2: Also part of 8634904 VANE KIT, Group 4.226.

GM4-123



GM4-123

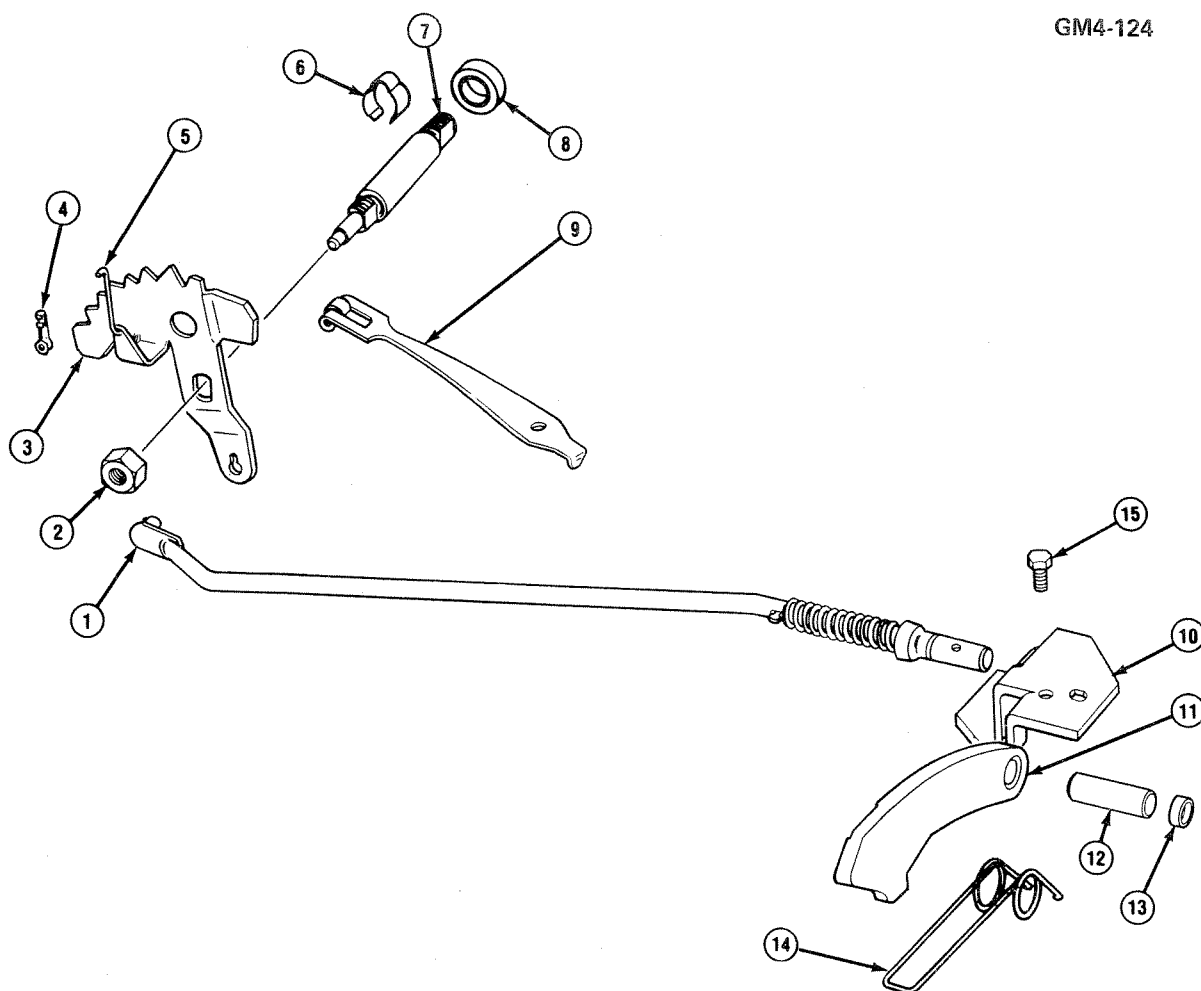
1982 "Y" TRANSMISSION CONTROL VALVE - THM 700-R4 (MD8)

1982 "Y" TRANSMISSION CONTROL VALVE - THM 700-R4 (MD8)

1.	N.S.	SLEEVE, Throttle Valve(* 1)	
2.	4.265	PIN, Coiled Spring (2.75MM x 20MM)	8628385
3.	N.S.	VALVE, Throttle(* 1)	
4.	N.S.	SPRING, Throttle Valve(* 1)	
5.	N.S.	PLUNGER, Throttle Valve(* 1)	
6.	N.S.	SLEEVE, Throttle Valve Plunger(* 1)	
7.	N.S.	SPRING, 4-3 Sequence Valve(* 1)	
8.	N.S.	VALVE, 4-3 Sequence(* 1)	
9.	N.S.	VALVE, 3-4 Relay(* 1)	
10.	4.265	PLUG, Valve Bore (.56MM Dia)	8625546
11.	4.265	PIN, Coiled Spring (2.75MM x 25MM)	8628400
12.	4.265	SWITCH, Pressure (4th Cl)	8634475
13.	4.265	PLUG, Cup (.33MM Dia)	8615167
14.	4.224	SLEEVE, Spring Retainer	8631290
15.	N.S.	VALVE, T.V. Limit(* 1)	
16.	N.S.	SPRING, T.V. Limit Valve(* 1)	
17.	4.265	PLUG, T.V. Limit Valve	8642744
18.	N.S.	SPRING, Accumulator Valve(* 1)	
19.	N.S.	BUSHING, Accumulator Valve(* 1)	
20.	N.S.	VALVE, Accumulator(* 1)	
21.	N.S.	SPRING, Line Bias Valve(* 1)	
22.	N.S.	VALVE, Line Bias(* 1)	
23.	4.265	PLUG, Valve Bore	8634239
24.	4.265	SWITCH, Pressure (4-3 Pulse)	8642346
25.	N.S.	VALVE, 3-2 Control(* 1)	
26.	N.S.	SPRING, 3-2 Control Valve(* 1)	
27.	N.S.	SWITCH, Pressure 3rd Clu (Not Used On Corvette)	
28.	4.265	VALVE, Manual	8642336
29.	N.S.	VALVE, 1-2 Shift(* 1)	
30.	N.S.	VALVE, Lo Range(* 1)	
31.	N.S.	SLEEVE, Lo Range Control(* 1)	
32.	N.S.	VALVE, 1-2 Throttle(* 1)	
33.	N.S.	SPRING, 1-2 Throttle Valve(* 1)	
34.	N.S.	SLEEVE, 1-2 Throttle Valve(* 1)	
35.	N.S.	SPRING, 2-3 Throttle Valve(* 1)	
36.	N.S.	SLEEVE, 2-3 Throttle Valve(* 1)	
37.	N.S.	VALVE, 2-3 Shift(* 1)	
38.	N.S.	VALVE, 2-3 Throttle(* 1)	
39.	N.S.	VALVE, 3-4 Shift(* 1)	
40.	N.S.	VALVE, 3-4 Throttle(* 1)	
41.	N.S.	SPRING, 3-4 Throttle Valve(* 1)	
42.	N.S.	SLEEVE, 3-4 Throttle Valve(* 1)	
43.	N.S.	VALVE, Converter Clutch Shift(* 1)	
44.	N.S.	VALVE, Converter Clutch Throttle(* 1)	
45.	N.S.	SPRING, Conv Clu Throttle Valve(* 1)	
46.	N.S.	SLEEVE, Conv Clu Throttle Valve(* 1)	
47.	N.S.	SPRING, T.V. Modulator Upshift Valve(* 1)	
48.	N.S.	VALVE, T.V. Modulator Upshift(* 1)	
49.	N.S.	SPRING, T.V. Modulator Downshift Valve(* 1)	
50.	N.S.	VALVE, T.V. Modulator Downshift(* 1)	
51.	N.S.	SWITCH, Pressure (TCC Signal)(Not Used On Corvette)	
52.	4.265	VALVE ASM, Control(* 2)	8642404

NOTE 1: Part of item 52.

NOTE 2: Service Control Valve includes items 1 thru 52.



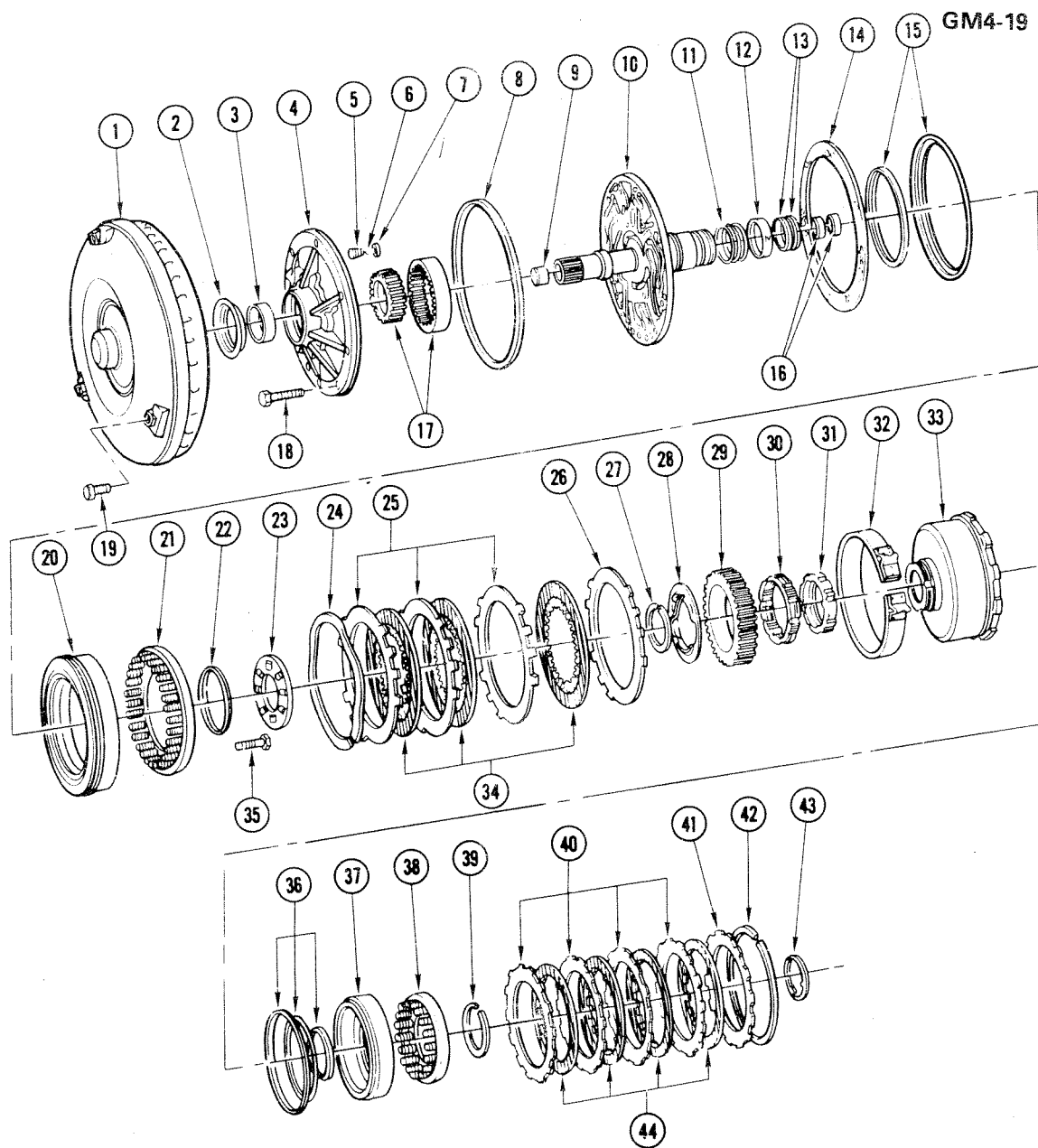
GM4-124

1982 "Y" TRANSMISSION PARK BRAKE - THM 700-R4 (MD8)

1.	4.290	ACTUATOR, Parking Lock	8642241
2.	4.275	NUT, Man Shf to I/S Detent Lvr	8628146
3.	4.279	LEVER, Inside Detent	8642243
4.	4.279	CLIP, Rod End Link to Detent Lever	8642871
5.	4.279	LINK, Manual Valve	8642244
6.	4.275	RETAINER, Manual Shaft	8642246
7.	4.275	SHAFT, Manual (Includes item 8)	8642913
8.	4.282	SEAL, Manual Shaft	8623056
9.	4.275	SPRING, Manual Detent	8642247
10.	4.290	BRACKET, Parking Lock	8642626
11.	4.595	PAWL, Parking Lock	8642239
12.	4.294	SHAFT KIT, Parking Pawl Pivot (Includes item 13)	3977619
13.	N.S.	PLUG, Steel Cup (Part of item 12)	
14.	4.597	SPRING, Parking Pawl Return	8642193
15.	8.900	BOLT, Hex (M8 x 1.25 x 20)	

NOTES

BLANK-10



GM4-19

**1976-81 TRANSMISSION CONVERTER PUMP, INTERMEDIATE & DIRECT CLUTCH
PARTS (MV4/M33/M38)**

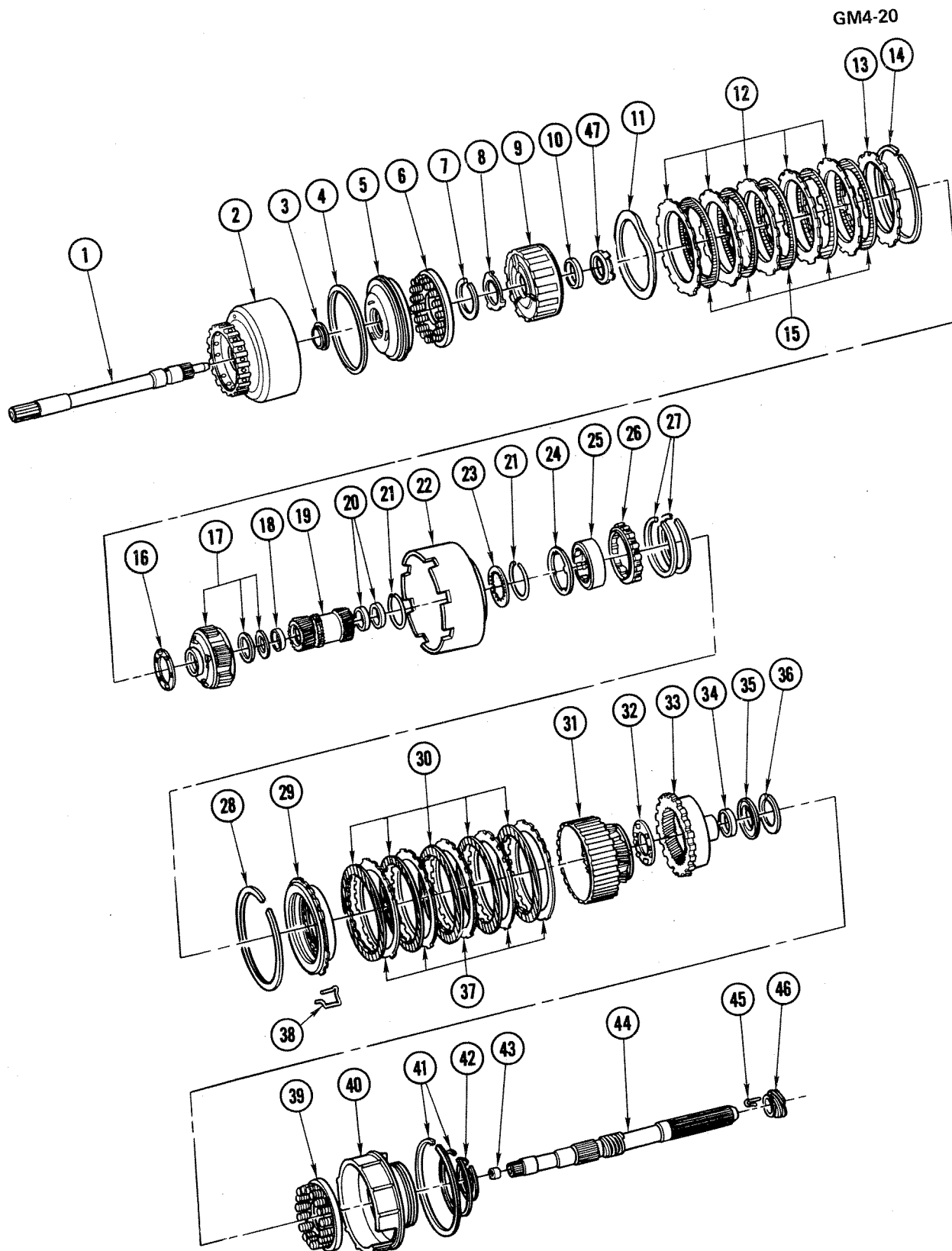
1976-81 TRANSMISSION CONVERTER PUMP, INTERMEDIATE & DIRECT CLUTCH PARTS (MV4/M33/M38)

1. CONVERTER ASM, Trans	4.115
2. SEAL, Oil Pump to Converter Hub	4.226
3. BUSHING, Oil Pump Body(* 1)	4.226
4. BODY ASM, Oil Pump(* 1)	4.224
5. SPRING, Oil Pump Cooler By-Pass Valve(* 1, 2)	N.S.
6. BALL, Oil Pump Cooler By-Pass Valve(* 2)	N.S.
7. SEAT, Oil Pump Cooler By-Pass Valve(* 2)	N.S.
8. SEAL, Oil Pump to Case	4.226
9. BUSHING, Oil Pump Stator Shaft-Front(* 3)	4.226
10. COVER KIT, Oil Pump	4.224
11. RING, Direct Clutch Drum Oil Seal(* 3)	4.169
12. BUSHING, Direct Clutch Drum	4.169
13. RING, Forward Clutch Housing Oil Seal	4.169
14. GASKET, Oil Pump to Case	4.226
15. SEAL KIT, Intermediate Clutch Piston	4.166
16. BUSHING, Oil Pump Stator Shaft-Rear(* 3)	4.226
17. GEAR, Oil Pump Drive & Driven(* 1)	N.S.
18. SCREW, Oil Pump to Case (5/16"-18 x 1 7/16")	4.226
19. BOLT, Converter to Flywheel	4.115
20. PISTON, Intermediate Clutch	4.166
21. SEAT ASM, Intermediate Clutch Piston Return-W/Springs	4.164
22. SPACER, Oil Pump Thrust Bearing	4.226
23. BEARING, Direct Clutch Drum to Pump Cover-Thrust	4.164
24. SPRING, Intermediate Clutch Cushion	4.164
25. PLATE, Intermediate Clutch Reaction (Steel)	4.163
26. PLATE, Intermediate Clutch Pressure	4.163
27. RING, Intermediate Overrun Clutch Retainer-Front	4.168
28. RETAINER, Intermediate Overrun Clutch	4.167
29. RACE, Intermediate Overrun Clutch-Outer	4.168
30. CLUTCH, Intermediate Overrun	4.164
31. CAM, Intermediate Overrun Clutch	4.167
32. BAND, Intermediate Overrun Clutch Brake	4.251
33. DRUM, Direct Clutch	4.169
34. PLATE, Intermediate Clutch Drive (Faced)	4.163
35. BOLT, Pump Cover to Body (5/16"-18 x 1 1/2" Hex-Lock)	N.S.
36. SEAL KIT, Direct Clutch Piston	4.166
37. PISTON, Direct Clutch	4.166
38. SEAT ASM, Direct Clutch Piston Return-W/Springs	4.164
39. RING, Direct Clutch Return Spring Seat Ret	4.164
40. PLATE, Direct Clutch Driven (Steel)	4.163
41. PLATE, Direct Clutch Pressure (Steel)	4.163
42. RING, Direct Clutch Pressure Plate	4.167
43. BEARING, Direct Clutch Drum Thrust-Rear	4.164
44. PLATE, Direct Clutch Drive (Faced)	4.163

NOTE 1: Included in BODY ASM.-4.224.

NOTE 2: Included in VALVE KIT-4.216.

NOTE 3: Included in COVER KIT-4.224.



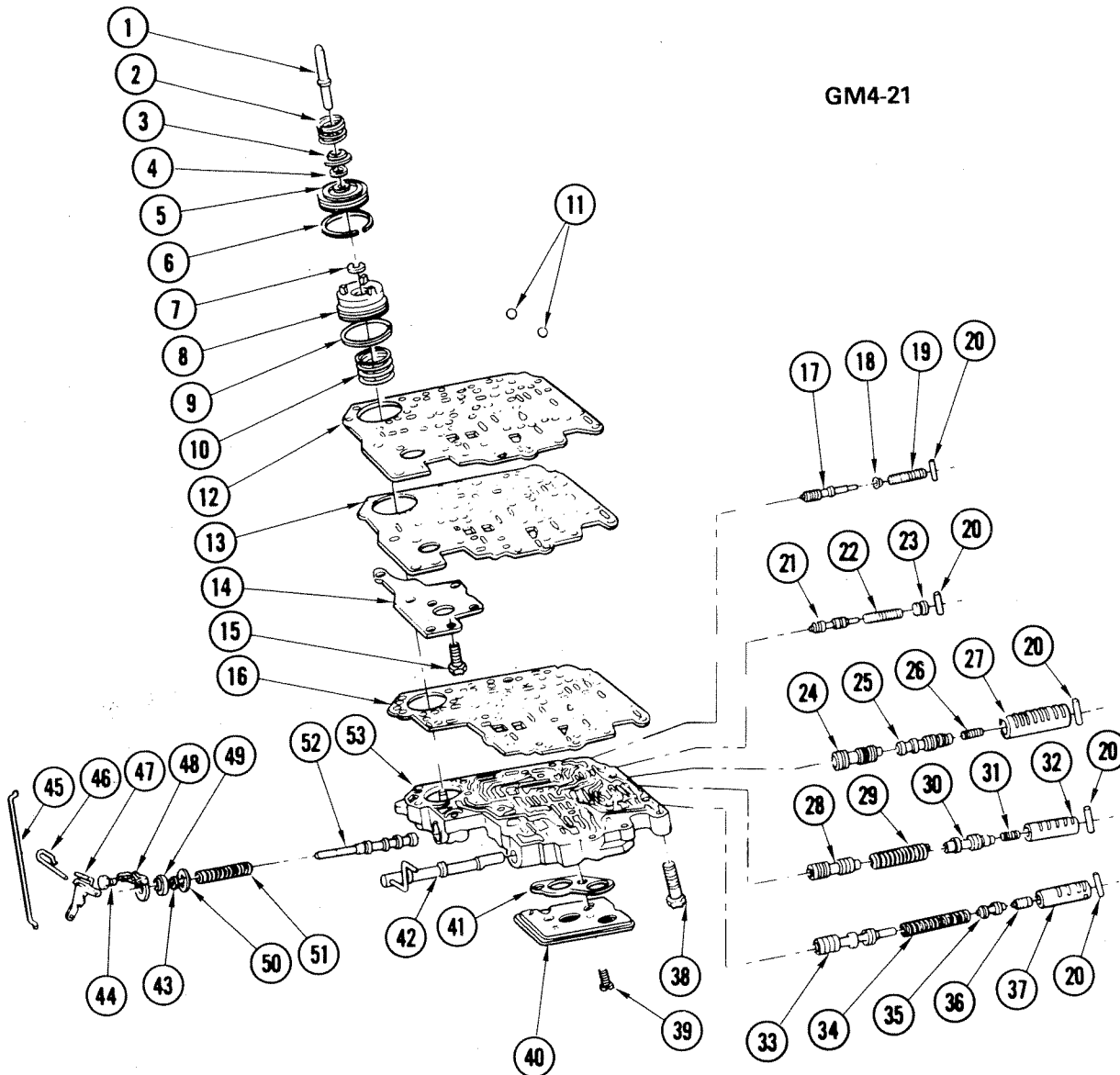
1976-81 TRANSMISSION INTERNAL COMPONENTS (M38/M31/M33)

1976-81 TRANSMISSION INTERNAL COMPONENTS (M38/M31/M33)

1. SHAFT, Trans Input	4.123
2. HOUSING, Forward Clutch	4.169
3. SEAL, Forward Clutch Piston-Inner(* 1)	N.S.
4. SEAL, Forward Clutch Piston-Outer(* 1)	N.S.
5. PISTON, Forward Clutch	4.166
6. SEAT ASM, Forward Clutch Piston-W/Springs	4.164
7. RING, Forward Clutch Piston Return Spring Seat Retainer	4.164
8. WASHER, Input Ring Gear Thrust-Front	4.158
9. GEAR, Input Ring	4.158
10. BUSHING, Input Ring Gear	4.176
11. SPRING, Forward Clutch Piston Cushion	4.164
12. PLATE, Forward Clutch Drive (Steel)	4.163
13. PLATE, Forward Clutch Pressure (Steel)	4.163
14. RING, Forward Clutch Pressure Plate Retainer	4.167
15. PLATE, Forward Clutch Driven (Faced)	4.163
16. BEARING, Output Carrier	4.176
17. CARRIER ASM, Output	4.175
18. BUSHING, Reaction Carrier Planet	4.176
19. GEAR, Sun	4.159
20. BUSHING, Sun Gear to Output Shaft	4.176
21. RING, Sun Gear Drive Shell Retainer	4.176
22. SHELL, Sun Gear Drive	4.175
23. WASHER, Sun Gear Thrust	4.176
24. WASHER, Sun Gear Shell Rear Thrust	4.176
25. RACE, Low & Reverse Overrun Clutch	4.180
26. CLUTCH, Low & Reverse Overrun	4.180
27. RING, Low & Reverse Clutch to Cam Retainer	4.180
28. RING, Low & Reverse Clutch Supt to Case	4.180
29. SUPPORT ASM, Low & Reverse Clutch	4.162
30. PLATE, Low & Reverse Clutch Drive (Faced)	4.163
31. CARRIER, Reaction Planet	4.175
32. BEARING, Output Ring Gear Thrust-Front	4.176
33. BEARING KIT, Output Ring Gear & Bearing	4.187
34. BUSHING, Case to Output Shaft	4.104
35. BEARING, Output Ring Gear Rr Thrust	4.176
36. RING, Low & Reverse Clutch Piston Return Spring Seat Ret	4.164
37. PLATE, Low & Reverse Clutch Reaction (Steel)	4.163
38. SPRING, Low & Reverse Clutch Support Retainer	4.180
39. SEAT ASM, Low & Reverse Clutch Piston Return-W/Springs	4.164
40. PISTON, Low & Reverse Clutch	4.166
41. SEAL KIT, Low & Reverse Clutch Piston	4.166
42. RING, Output Carrier Retainer to Output Shaft	4.176
43. BUSHING, Output Shaft	4.176
44. SHAFT ASM, Output	4.175
45. CLIP, Speedometer Drive Gear to Output Shaft	4.345
46. GEAR, Speedometer Drive	4.343
47. WASHER, Input Ring Gear Rr Thrust	4.158

NOTE 1: Included in SEAL KIT-4.166.

GM4-21

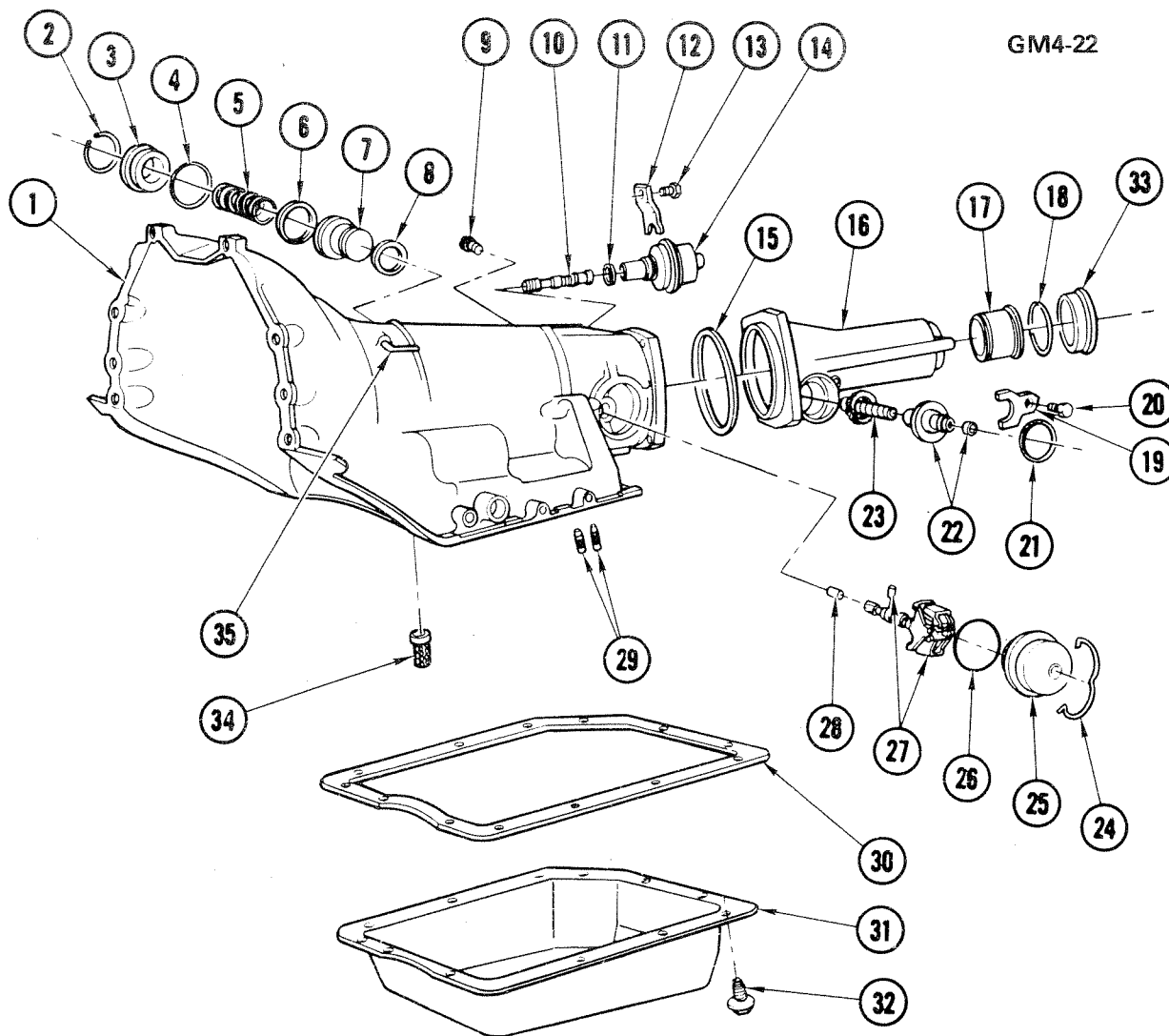


GM4-21

1976-81 TRANSMISSION CONTROL VALVE (MV4/M33/M38)

1976-81 TRANSMISSION CONTROL VALVE (MV4/M33/M38)

1. ROD, Intermediate Servo Apply	4.228
2. SPRING, Intermediate Servo Piston	4.233
3. SEAT, Intermediate Servo Piston Spring	4.233
4. WASHER, Intermediate Servo Piston	4.228
5. PISTON, Intermediate Servo	4.228
6. SEAL, Intermediate Servo Piston	4.229
7. RING, Direct Clutch Accumulator Piston Retainer	4.229
8. PISTON, Direct Clutch Accumulator	4.228
9. SEAL, Direct Clutch Accumulator Piston	4.229
10. SPRING, Direct Clutch Accumulator Piston	4.233
11. BALL, Check Valve	4.265
12. GASKET, Valve Body-Upper	4.265
13. PLATE, Valve Body Spacer	4.265
14. SUPPORT, Valve Body Spacer Plate	4.265
15. BOLT, Support to Case (5/16"-18 x 3/4")	N.S.
16. GASKET, Valve Body-Lower	4.265
17. VALVE, Detent Regulator	N.S.
18. SEAT, Detent Regulator Valve Spring	N.S.
19. SPRING, Detent Regulator Valve	N.S.
20. PIN, Detent Regulator Valve Retainer	N.S.
21. VALVE, Manual Low Control	N.S.
22. SPRING, Manual Low Control Valve	N.S.
23. PLUG, Manual Low Control Valve	4.265
24. VALVE, 1-2 Shift	N.S.
25. VALVE, 1-2 Shift Control	N.S.
26. SPRING, 1-2 Shift Control Valve	N.S.
27. SLEEVE, 1-2 Shift Control Valve	N.S.
28. VALVE, 2-3 Shift	N.S.
29. SPRING, 2-3 Shift Valve	N.S.
30. VALVE, 2-3 Shift Control	N.S.
31. SPRING, 2-3 Shift Control Valve	N.S.
32. SLEEVE, 2-3 Shift Control Valve	N.S.
33. VALVE, Pressure Regulator	N.S.
34. SPRING, Pressure Regulator Valve	N.S.
35. VALVE, Modulator & Reverse Boost Valve	N.S.
36. VALVE, Intermediate Boost Valve	N.S.
37. SLEEVE, Modulator & Reverse Boost Valve	N.S.
38. BOLT, Valve Body to Case (5/16"-18 x 1 3/4")	N.S.
39. BOLT, Oil Pump Filter to Body (1/4"-20 x 3/8")	N.S.
40. SCREEN KIT, W/Filter	4.197
41. GASKET, Oil Pump Filter	4.197
42. VALVE ASM, Manual	4.265
43. RETAINER, Detent Valve Spring	N.S.
44. BOLT, Detent Lever Brkt to Body (1/4"-20 x 7/16")	N.S.
45. WIRE, Detent Valve Control	4.275
46. PIN, Detent Valve Actuating Lever	4.275
47. LEVER, Detent Valve Actuating	4.279
48. BRACKET, Detent Valve Actuating Lever	4.275
49. STOP, Detent Valve	N.S.
50. SEAT, Detent Valve Spring	N.S.
51. SPRING, Detent Valve	N.S.
52. VALVE, Detent	N.S.
53. BODY, Valve	4.265

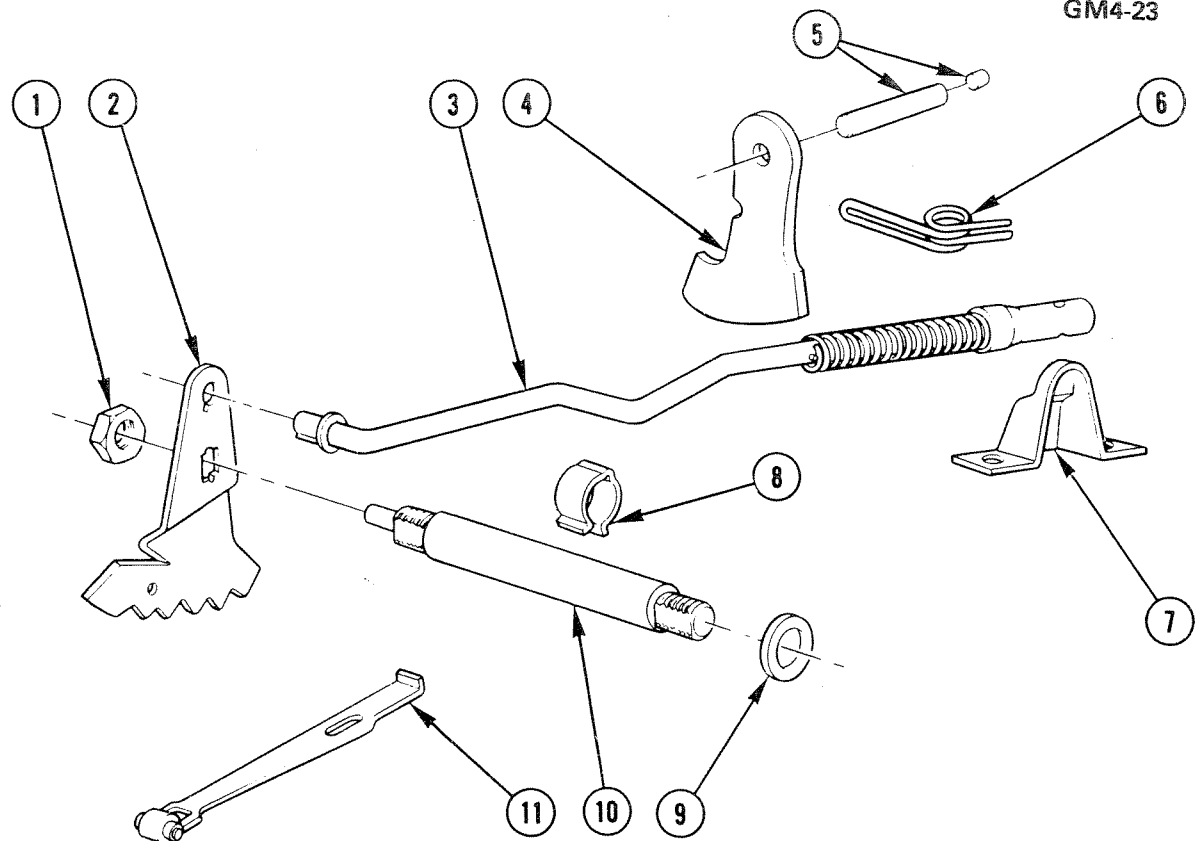


GM4-22

1976-81 TRANSMISSION CASE, EXTENSION, ACCUMULATOR & GOVERNOR PARTS (MV4/M33/M38)

1. CASE ASM, Trans	4.103	19. RETAINER, Speedometer Driven Gear Sleeve	4.338
2. RETAINER, Inter Clutch Accum Piston Cover	4.228	20. BOLT, Sleeve Retainer	N.S.
3. COVER, Inter Clutch Accum Piston	4.228	21. SEAL, Speedo Driven Gear Sleeve to Extension	4.338
4. SEAL, Inter Clutch Accum Piston Cover	4.229	22. SLEEVE, Speedo Driven Gear	4.338
5. SPRING, Inter Clutch Accum Piston	4.233	23. GEAR, Speedo Driven	4.337
6. RING, Inter Clutch Accum Piston Seal	4.228	24. RETAINER, Governor Cover	4.256
7. PISTON, Inter Clutch Accum (W/Seal)	4.228	25. COVER, Governor	4.256
8. RING, Inter Clutch Accum Piston Seal	N.S.	26. SEAL, Governor Cover to Case	4.256
9. PLUG, Line Pressure Check	N.S.	27. GOVERNOR ASM, Trans	4.256
10. VALVE, Vacuum Modulator	4.205	28. PIN, Dowel (5/16" x 1")	N.S.
11. SEAL, Vacuum Modulator to Case	4.205	29. SCREEN, Governor Pressure Hole	4.248
12. RETAINER, Vacuum Modulator	4.205	30. GASKET, Oil Pan	4.196
13. BOLT, (5/16"-18 x 11/16")	8.900	31. PAN, Oil	4.195
14. MODULATOR, Vacuum	4.205	32. SCREW, Oil Pan	4.196
15. SEAL, Case Extension to Case	4.318	33. SEAL, Case Extension Oil	4.318
16. EXTENSION, Trans Case	4.317	34. SCREEN, Oil Pump Pressure Hole	4.224
17. BUSHING, Ext Trans	4.319	35. PIPE, Trans Vent	4.104
18. SEAL, Trans Output Yoke Sleeve	4.318		

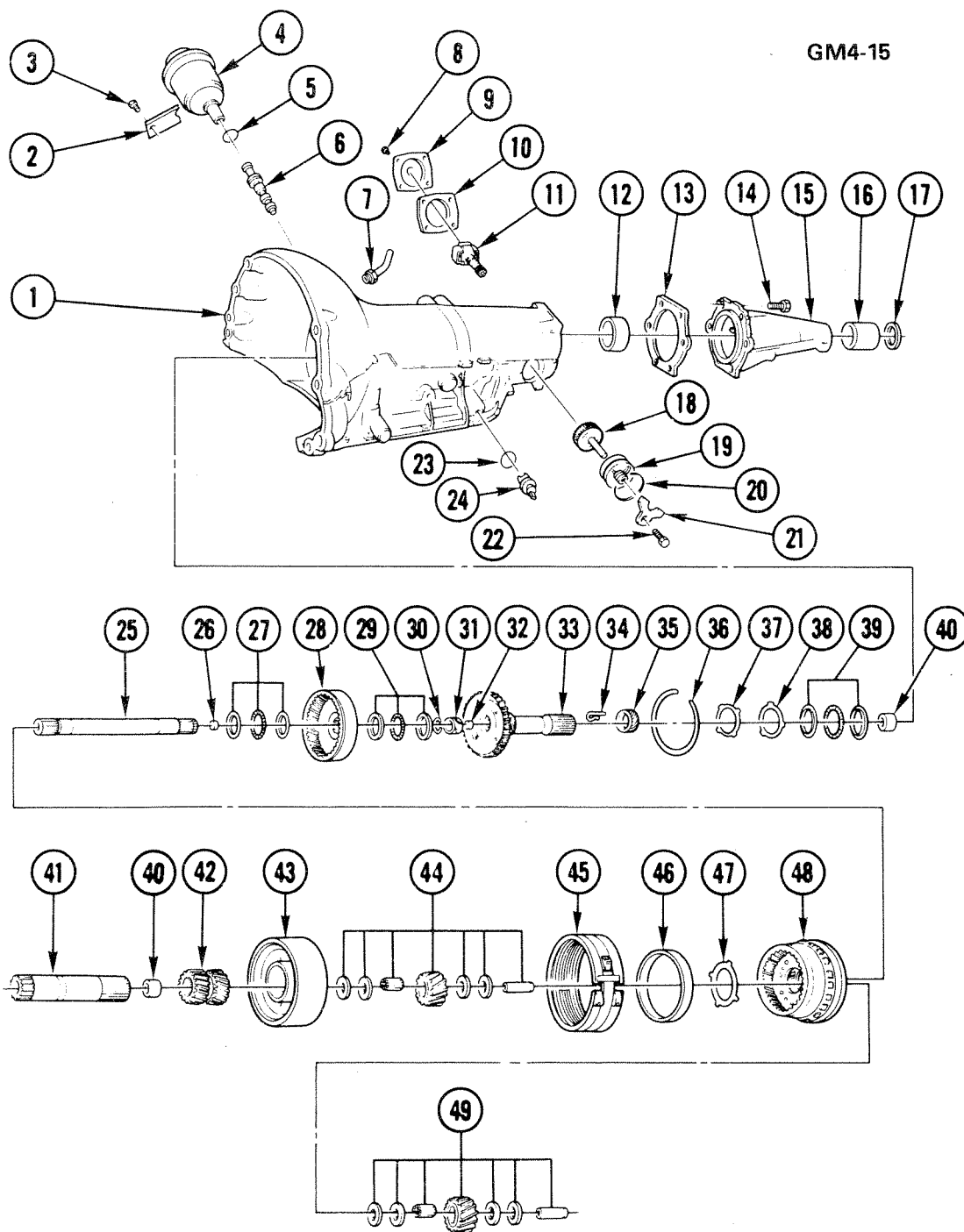
GM4-23



GM4-23

1976-81 TRANSMISSION PARKING LOCK & RANGE SELECTOR PARTS (MV4MV4/M33/M38)

1. NUT, Hex (3/8"-16)	8.915
2. LEVER, Parking Lock and Range Selector-Inner	4.279
3. ACTUATOR ASM, Parking Lock	4.290
4. PAWL, Parking Lock	4.294
5. SHAFT KIT, Parking Lock Pawl-W/Plug	4.294
6. SPRING, Parking Lock Pawl Disengaging	4.295
7. BRACKET, Parking Lock and Range Selector Shaft	4.290
8. RING, Parking Lock and Range Selector Shaft	4.290
9. SEAL, Range Selector Shaft Oil	4.282
10. SHAFT KIT, W/Plug Park Brk Pawl	4.294
11. SPRING, Detent	4.275

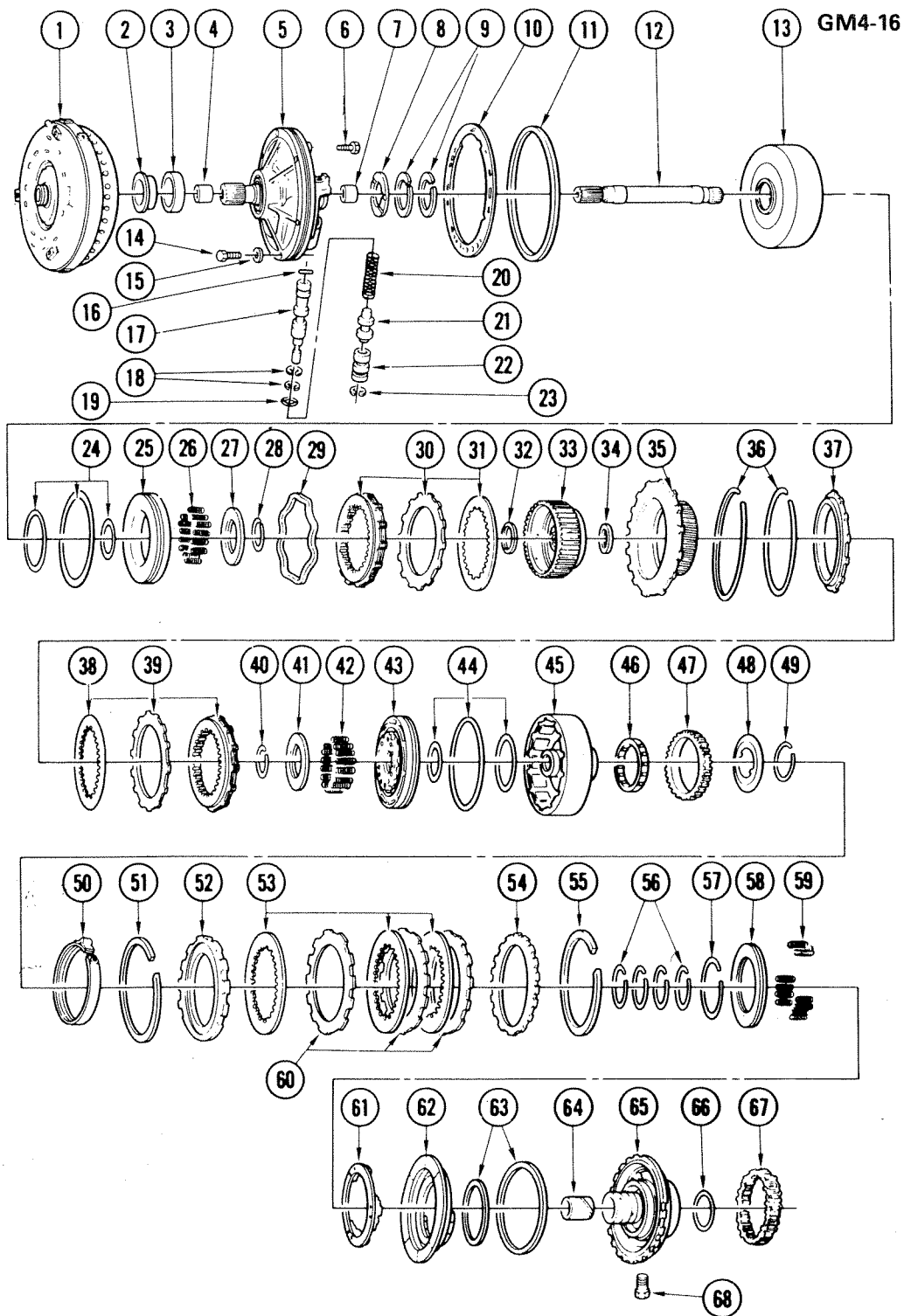


GM4-15

1968-77 TRANSMISSION CASE, EXTENSION & PLANET CARRIER PARTS (M40)

1968-77 TRANSMISSION CASE, EXTENSION & PLANET CARRIER PARTS (M40)

1. CASE ASM, Trans	4.103
2. RETAINER, Vac Mod	4.205
3. BOLT, Hex (5/16"-18 x 9/16")	8.900
4. MODULATOR ASM, Vac	4.205
5. SEAL, Vac Mod	4.205
6. VALVE, Vac Mod	4.205
7. PIPE, Trans Case	4.104
8. BOLT, Hex (5/16"-18 x 9/16")	8.900
9. COVER, Gov	4.256
10. GASKET, Gov Cvr	4.256
11. GOVERNOR ASM, Trans	4.256
12. BUSHING, Trans Case	4.104
13. GASKET, Case to Ext	4.318
14. BOLT, Hex (3/8"-16 x 1")	8.900
15. EXTENSION ASM, Case	4.317
16. BUSHING, Case Ext	4.319
17. SEAL, Case Ext Oil	4.318
18. GEAR, Speedo Driven	4.337
19. SLEEVE, Speedo Driven Gear	4.338
20. SEAL, Speedo Driven Gear Sleeve to Case	4.338
21. RETAINER, Speedo Driven Gear Sleeve	4.338
22. BOLT, Hex (5/16"-18 x 5/8")	8.900
23. SEAL, Case Elec Conn (4.338)	4.115
24. CONNECTOR, Dnshft Sol Vlv	4.265
25. SHAFT, Trans Main	4.172
26. PLUG, Mainshaft (.34 Dia)(Not reqd beyond 1979)	4.172
27. BEARING KIT, W/Race Sun Gear to Rr Int	4.159
28. GEAR, Rr Int	4.187
29. BEARING KIT, W/Race Rr Int Gear to Otpt Shf	4.187
30. RING, Mainshaft to Int Gear-Snap	4.172
31. BUSHING, Otpt Shf	4.176
32. PLUG, Otpt Shf (.34 Dia)	4.175
33. SHAFT ASM, Otpt	4.175
34. CLIP, Speedo Drive Gear	4.345
35. GEAR, Speedo Drive	4.343
36. RING, Otpt Shf to Frt Int Gear-Snap	4.176
37. WASHER, Otpt Shf to Case-Thrust	4.176
38. WASHER, Otpt Shf to Case-Sel	4.176
39. BEARING KIT, W/Race Ctr Supt to Sun Gear-Thrust	4.159
40. BUSHING, Sun Gear Shf	4.161
41. SHAFT, Sun Gear	4.161
42. GEAR, Sun	4.159
43. CARRIER ASM, Reaction	4.175
44. PINION KIT, Reaction Carr	4.175
45. BAND ASM, Rr Brk	4.251
46. RING, Frt Int Gear	4.176
47. WASHER, Otpt Carr to Reaction Carr-Thrust (4.176)	4.175
48. CARRIER ASM, Otpt	4.175
49. PINION KIT, Otpt Carr	4.175



GM4-16

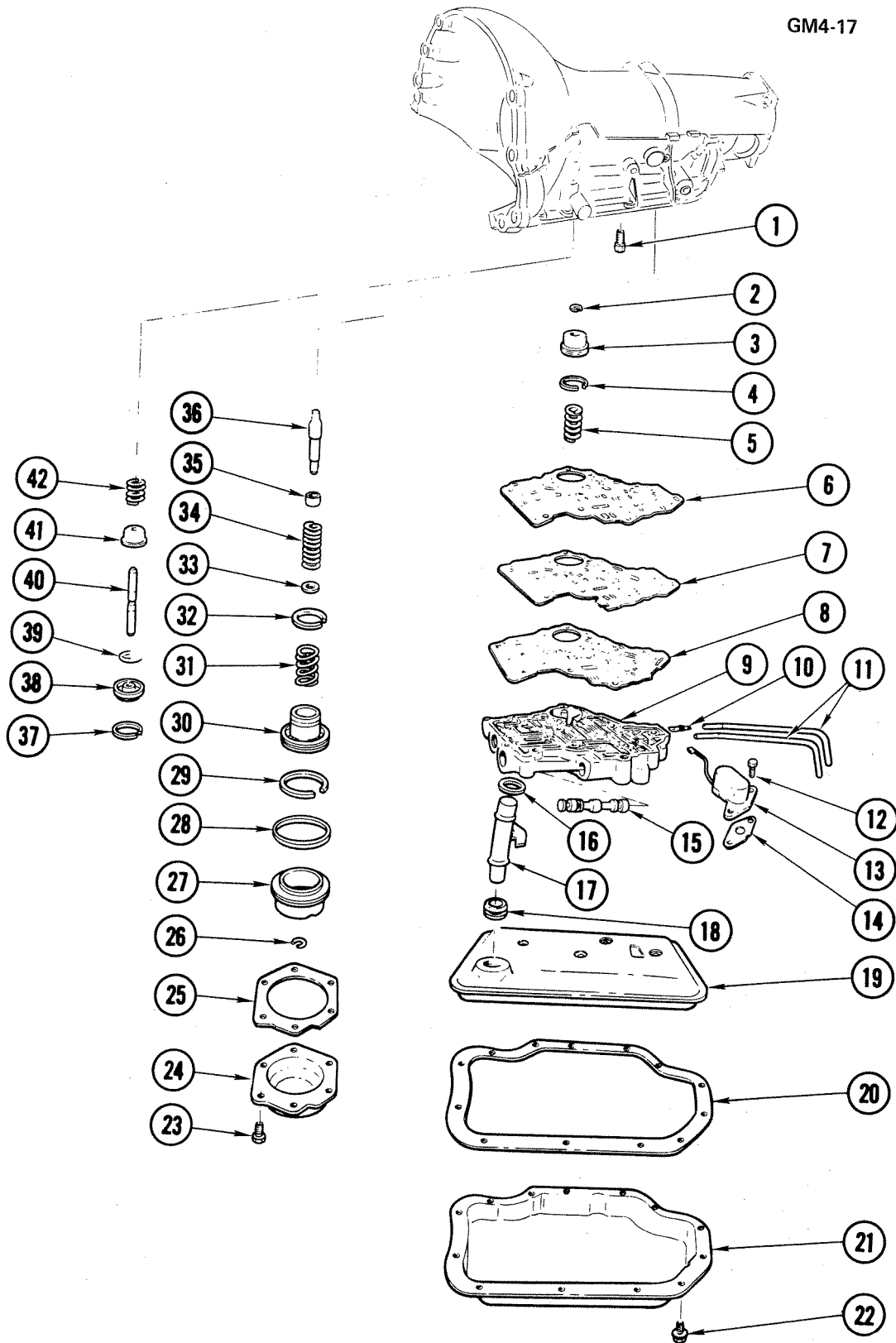
**1968-77 TRANSMISSION PUMP, FORWARD & DIRECT CLUTCH & CENTER SUPPORT
(M40)**

1968-77 TRANSMISSION PUMP, FORWARD & DIRECT CLUTCH & CENTER SUPPORT (M40)

1. CONVERTER ASM, Trans	4.115	34. WASHER, Clu Hub to Dir Clu-Thrust ..	4.164
2. SEAL, Pump Body	4.226	35. HUB, Dir Clu Driving	4.164
3. BUSHING, Pump Body	4.226	36. RING, Fwd & Dir Clu-Snap	4.164
4. BUSHING, Oil Pump Stator Shf-Frt ..	4.226	37. PLATE, Dir Clu Bkg	4.163
5. BODY ASM, Oil Pump	4.224	38. PLATE, Dir Clu Drive	4.163
6. BOLT, Hex (5/16"-18 x 1", 1 1/2" or 1 3/4")	8.900	39. PLATE, Dir Clu Driven	4.163
7. BUSHING, Oil Pump Stator Shf-Rr ..	4.226	40. RING, Ret to Clu Hsg-Snap	4.164
8. WASHER, Pump Cvr to Fwd Clu Drum (Sel)	4.169	41. RETAINER, Clu Piston Spr	4.164
9. RING, Pump Cvr Oil Seal	4.226	42. SPRING, Dir Clu Piston Rel	4.164
10. GASKET, Pump to Case	4.226	43. PISTON ASM, Dir Clu	4.166
11. SEAL, Pump to Case	4.226	44. SEAL KIT, Fwd & Dir Clu Piston	4.166
12. SHAFT, Trans Turbine	4.123	45. HOUSING ASM, Dir Clu	4.169
13. HOUSING, Fwd Clu	4.169	46. ROLLER ASM, Inter Clu	4.167
14. BOLT, Pump to Case	4.226	47. RACE, Inter Clu Otr	4.168
15. WASHER, Pump to Case Bolt	4.226	48. RETAINER, Inter Clu	4.167
16. PIN, Oil Pump (1/8" x 1 11/32")	4.226	49. RING, Inter Clu Rel to Dir Clu Hsg-Snap	4.167
17. VALVE, W/Plug Press Reg	4.216	50. BAND ASM, Frt Brk	4.251
18. SPACER, Press Reg Vlv Spr	4.216	51. RING, Inter Clu Ret-Snap	4.164
19. WASHER, Press Reg Vlv Spr Ret	4.265	52. PLATE, Inter Clu Bkg	4.163
20. SPRING, Press Reg Vlv	4.216	53. PLATE, Inter Clu Driving	4.163
21. VALVE, Press Reg Boost(* 1)	N.S.	54. PLATE, Inter Clu Reaction-Wave	4.163
22. BUSHING, Press Reg Boost Vlv(* 1) ..	N.S.	55. RING, Ctr Supt to Case-Snap	4.162
23. RING, Reg Bush Ret(* 1)	N.S.	56. RING, Ctr Supt & Dir Clu Oil Seal	4.162
24. SEAL KIT, Fwd & Dir Piston	4.166	57. RING, Inter Clu Spr Ret to Supt-Snap ..	4.164
25. PISTON, Fwd Clu	4.166	58. RETAINER, Inter Clu Spr	4.164
26. SPRING, Fwd Clu Piston Rel	4.164	59. SPRING, Inter Clu Rel	4.164
27. RETAINER, Fwd Clu Piston Spr	4.164	60. PLATE, Inter Clu Driving	4.163
28. RING, Ret to Clu Hsg-Snap	4.164	61. GUIDE, Inter Clu Spr	4.164
29. PLATE, Fwd Clu Driven-Wave	4.163	62. PISTON, Inter Clu	4.166
30. PLATE, Fwd Clu Driven	4.163	63. SEAL KIT, Inter Clu Piston	4.166
31. PLATE, Fwd Clu Drive	4.163	64. BUSHING, Ctr Supt	4.162
32. WASHER, Clu Hub to Clu Hsg-Thrust ..	4.164	65. SUPPORT ASM, Ctr	4.162
33. HUB, Fwd Clu	4.164	66. WASHER, Ctr Supt to Reaction Drum-Thrust	4.162
		67. ROLLER ASM, Low Clu	4.180
		68. BOLT, Ctr Supt	4.162

NOTE 1: Part of VALVE, W/Plug-4.265.

GM4-17



GM4-17

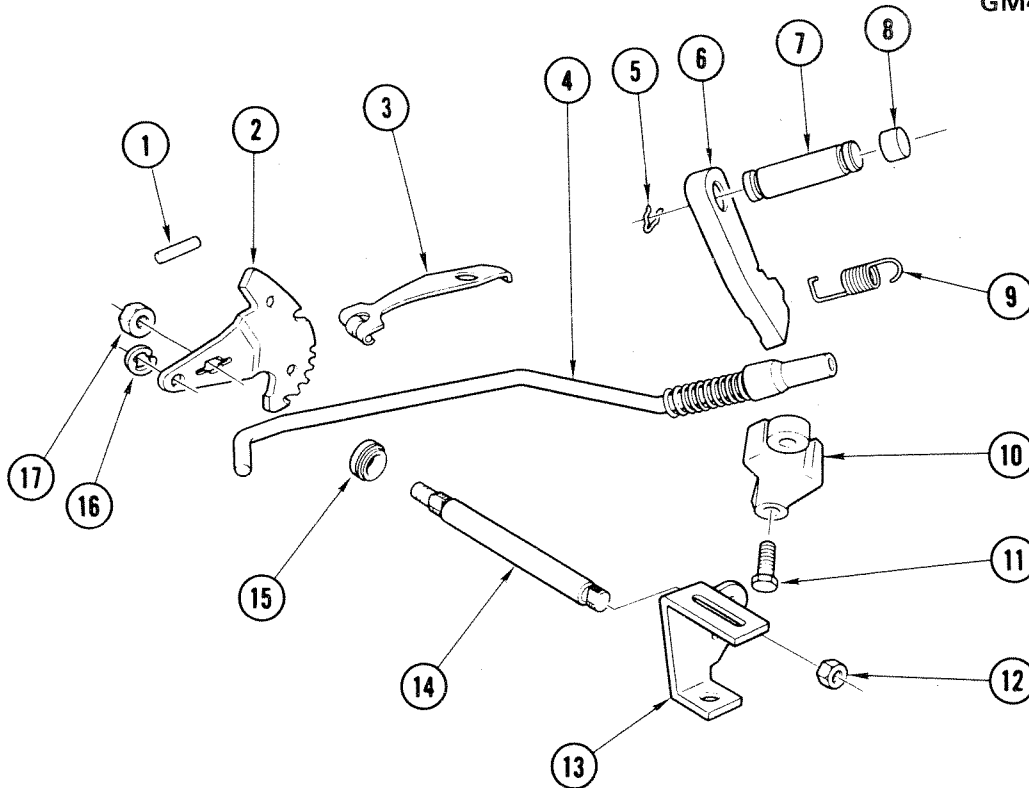
1968-77 TRANSMISSION FRONT & REAR SERVOS & CONTROL VALVE (M40)

GM4-17

1968-77 TRANSMISSION FRONT & REAR SERVOS & CONTROL VALVE (M40)

1. BOLT, Case to Ctr Supt Locating	4.162
2. RETAINER, Frt Accumulator Piston (1/4")	8.934
3. PISTON, Frt Accumulator	4.228
4. RING, Frt Accumulator Piston Oil Seal	4.229
5. SPRING, Frt Accumulator Piston	4.233
6. GASKET, Case to Spacer	4.265
7. PLATE, Vlv Body	4.265
8. GASKET, Vlv Body to Spacer	4.265
9. VALVE ASM, Trans Cont	4.265
10. SCREEN, Gov Oil Pipe Hole	4.248
11. PIPE, Gov Oil	4.248
12. BOLT, Hex (1/4"-20 x 3/4")	8.900
13. SOLENOID, Trans	4.265
14. GASKET, Sol Vlv	4.265
15. VALVE, Trans Cont Man	4.265
16. SEAL, Oil Fltr Pipe to Case	4.197
17. PIPE, Oil Fltr	4.197
18. GROMMET, Oil Fltr to Pipe	4.197
19. FILTER ASM, Trans Oil	4.197
20. GASKET, Trans Oil Pan	4.196
21. PAN, Trans Oil	4.195
22. SCREW, Tap (5/16"-18 x 5/8")	4.196
23. BOLT, Hex (5/16"-18 x 5/8")	8.900
24. COVER, Rr Servo	4.241
25. GASKET, Rr Servo Cvr	4.241
26. RETAINER, Rr Servo Piston (5/16")	8.934
27. PISTON, Rr Servo	4.241
28. SEAL, Rr Servo Piston	4.242
29. RING, Rr Accumulator Piston Oil Seal-Otr	4.242
30. PISTON, Rr Accumulator	4.241
31. SPRING, Rr Accumulator	4.246
32. RING, Rr Accumulator Piston Oil Seal-Inr	4.242
33. WASHER, Rr Servo Piston	4.241
34. SPRING, Rr Servo Piston	4.246
35. RETAINER, Rr Servo Piston Spr	4.246
36. PIN, Rr Band Apply	4.241
37. RING, Frt Servo Piston Oil Seal	4.229
38. PISTON, Frt Servo	4.228
39. RING, Frt Servo Spr Ret	4.228
40. PIN, Frt Servo Piston	4.228
41. RETAINER, Frt Servo Spr	4.233
42. SPRING, Frt Servo	4.233

GM4-18



GM4-18

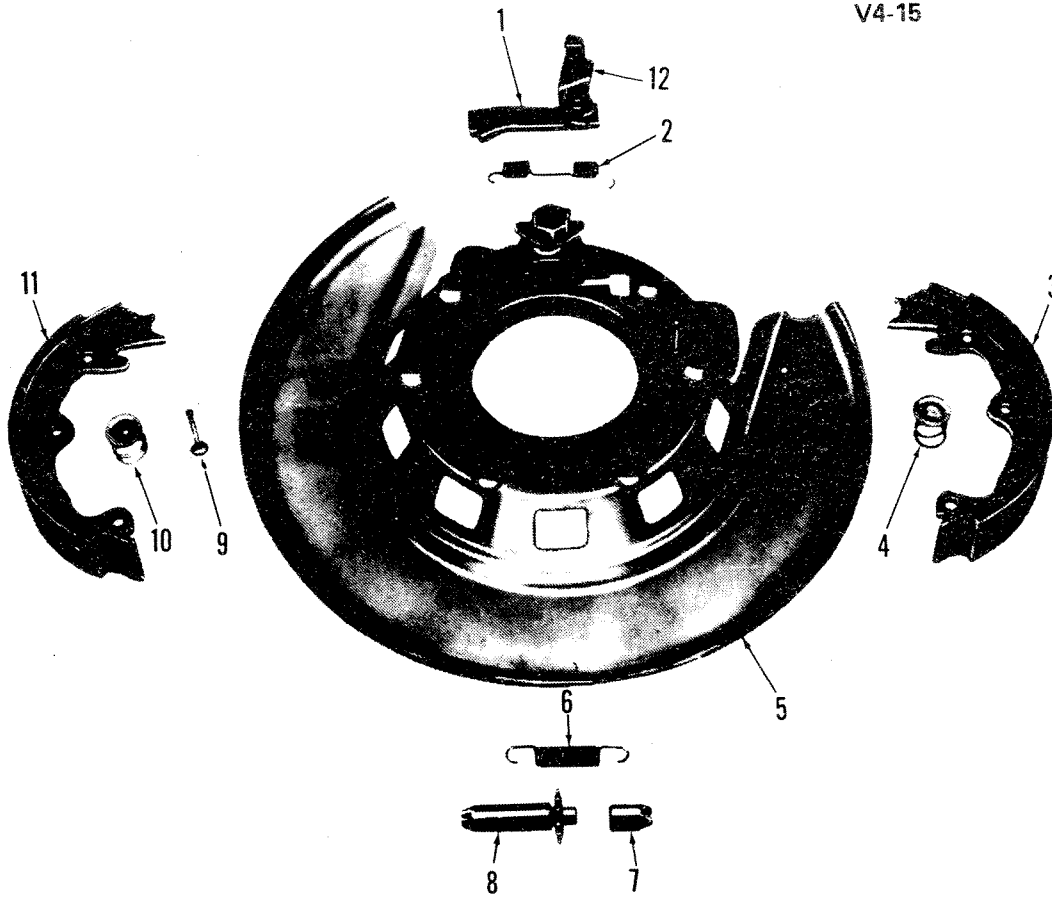
1968-77 A.T. PARKING LOCK & RANGE SELECTOR PARTS (M40)

1. PIN, Man Shf to Case (3/32" x 1 7/8")	4.275
2. LEVER ASM, Park Lk I/S Detent W/Pin	4.279
3. ROLLER, Park Lk Man Detent	4.293
4. ACTUATOR ASM, Park Lk	4.290
5. RETAINER, Spring (1/4")	8.934
6. PAWL, Park Lk	4.294
7. SHAFT, Park Lk Pawl	4.294
8. PLUG, Park Lk Pawl Shf	4.294
9. SPRING, Park Lk Pawl Rtn	4.295
10. BRACKET, Park Lk	4.290
11. BOLT, Hex (5/16"-18 x 3/4")	8.900
12. NUT, Hex (3/8"-16)	8.915
13. LEVER, Range Sel-Otr	4.045
14. SHAFT, Range Sel Man	4.275
15. SEAL, Range Sel Man Shf	4.282
16. RING, Bowed Ext Ret (1/4")	8.934
17. NUT, Hex (3/8"-24)	8.915



1.	BUTTON , Control Lever Knob	4.006	19.	SCREW (#10-16 x 1/2")	8.977
2.	SPRING , Lever Release Button	4.008	20.	SCREW (5/16"-18 x 13/16")	8.977
3.	KNOB , Lever	4.006	21.	BRACKET , Cable	4.047
4.	ROD , Control Lever	4.006	22.	WASHER (15/16" x 19/32")	8.931
5.	LEVER , Control	4.006	23.	BOLT (5/16"-18 x 1")	8.900
6.	BUSHING , Cable Lever	4.008	24.	BRACKET , Lock Cable	4.070
7.	WASHER , Cont Lever	4.022	25.	WASHER , Trans Cont Cable (0.662)	4.047
8.	RING (3/8")	8.934	26.	PIN (3/32" x 1/2")	8.938
9.	SPRING , Cable	4.681	27.	RETAINER , Lock Cable	4.785
10.	CABLE ASM , Trans Control	4.047	28.	PIN , Cable	4.047
11.	SPRING , Lever Lower	4.027	29.	LEVER , Park Lock Range Selector	4.045
12.	PLUG , Lever	4.008	30.	NUT (3/8"-16)	8.915
13.	RETAINER , Control Switch	4.060	31.	WASHER (23/32" x 47/67")	8.929
14.	SCREW (1/4"-14 x 3/4")	8.977	32.	NUT , Cable Pin (3/8"-16)	N.S.
15.	SWITCH ASM , Neutral Safety	4.054	33.	CABLE , Control Lock (21-1/8")	4.070
16.	SCREW , Switch Asm (#10-24 x 5/16")	N.S.	34.	BOLT , Lock Cable Brkt (5/16"-18 x 1 1/2")	N.S.
17.	PIN , Lever	4.008	35.	BRACKET , Lock Cable	4.070
18.	BRACKET , Central Lever	4.010	36.	NUT (5/16"-18)	8.917

V4-15



V4-15

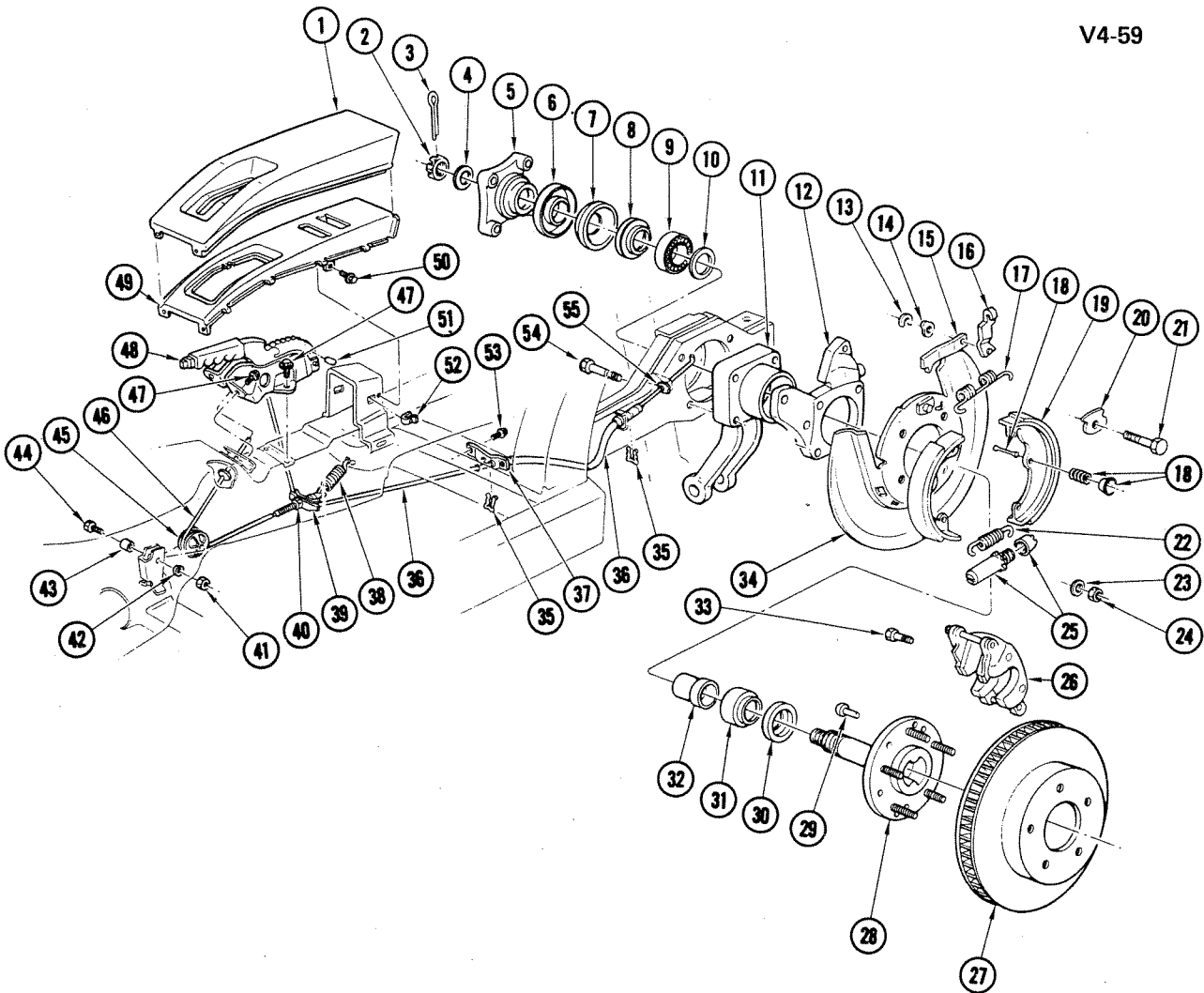
1965-82 "Y" PARKING BRAKE

1. STRUT, Parking Brake Shoe Lever (Part of #12)	5.150
2. SPRING, Parking Brake Pull Back	5.026
3. SHOE, Rear	5.017
4. SPRING, Part of Pin Unit	N.S.
5. PLATE ASM, Flange Front	5.001
6. SPRING, Adjusting Screw Frt & Rear	5.026
7. SOCKET, Adjusting Parking Brake	5.111
8. NUT, Pivot Frt & Rear	5.111
9. PIN, Part of Pin Unit	N.S.
10. SPRING, Part of Pin Unit	N.S.
11. SHOE, Front	5.017
12. LEVER ASM, Parking Brake	5.149

NOTES

BLANK-11

V4-59

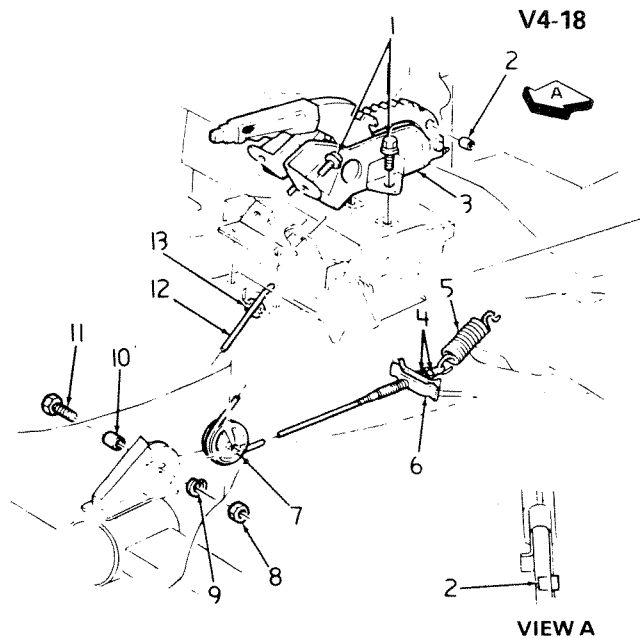


V4-59

1968-82 "Y" PARKING BRAKE SYSTEM

1968-82 "Y" PARKING BRAKE SYSTEM

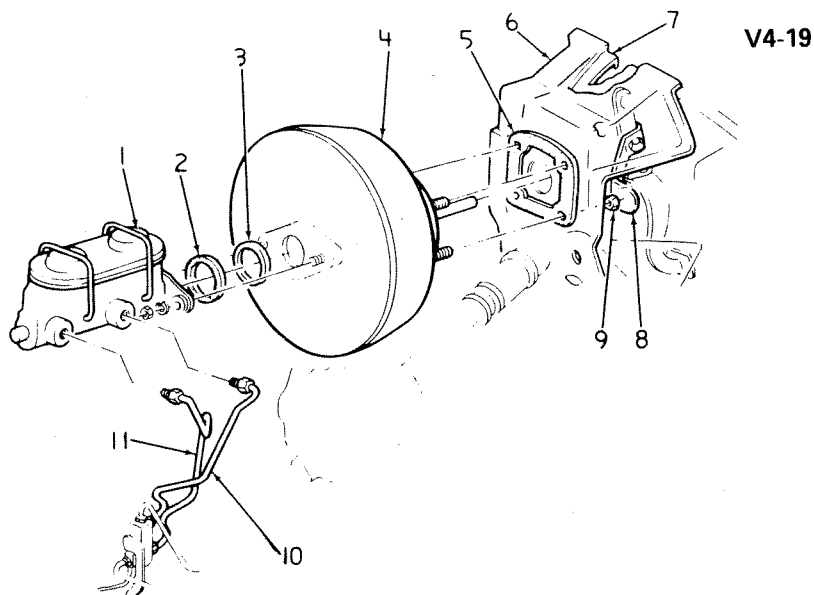
1. COVER, Parking Brake Lvr	4.612
2. NUT, Hex SL (3/4"-20)	6.022
3. PIN, Cotter (1/8" x 1 1/2")	8.938
4. WASHER, Rr Whl Spdl Flg (7/32")	5.830
5. FLANGE, Rr Whl Spdl	5.806
6. DEFLECTOR, Rr Wh Spindle	5.425
7. SHIELD, Rr Whl Inr Brg Dust	5.815
8. SEAL, Rr Whl Brg Inr	5.822
9. BEARING, Rr Whl Inr	5.855
10. SHIM, Rr Wheel	5.855
11. SUPPORT, Rr Whl Spindle	5.380
12. BRACKET, Rr Brk Shoe Clpr Adap	5.001
13. CLIP, Park Brake Lvr Piv Pin	5.056
14. WASHER, Park Brake Lvr Piv Pin	5.158
15. STRUT, Park Brake Shoe Lvr	5.150
16. LEVER, Park Brake Shoe	5.149
17. SPRING, Park Brake Shoe Pull Back	5.026
18. PIN KIT, W/Spring	5.043
19. SHOE KIT, Park Brake W/Facing	5.017
20. PLATE, Park Brake Shoe Anc Pin	5.045
21. BOLT, Park Brake Shoe Anc Pin (7/16"-20 x 1 1/16")	5.056
22. SPRING, Park Brake Adj Sc	5.026
23. WASHER (3/8")	8.931
24. NUT, Hex (3/8"-24)	8.915
25. SCREW, W/Nut, Parking Brake Adj	5.110
26. HOUSING, Brake Caliper	4.665
27. DISC, Rr Brake	5.809
28. SPINDLE	5.806
29. RIVET, Spindle	N.S.
30. SEAL, Rr Whl Brg Otr	5.822
31. BEARING ASM, Rr Whl Otr	5.855
32. SPACER, Rr Whl Brg	5.816
33. BOLT (7/16"-20 x 1 1/8")	8.900
34. PLATE, Park Brake Flg	5.001
35. RETAINER, Park Brake Rr Cabie	4.785
36. CABLE, Park Brake Rr	4.779
37. BRACKET, Park Brake Cabie Rr	4.785
38. SPRING, Park Brake Lvr Return	5.001
39. EQUALIZER, Park Brake Rr Cable	4.765
40. NUT, Hex (5/16"-24)	8.915
41. NUT, Hex (1/2"-13)	8.915
42. WASHER, Lock (1/2")	8.931
43. SPACER, Park Brake Cable Pulley	4.790
44. BOLT, Hex (1/2"-13 x 1 3/4")	8.900
45. PULLEY, Park Brake Cable	4.790
46. CABLE, Park Brake Frt	4.779
47. BOLT, Hex (5/16"-18 x 5/8")	8.900
48. LEVER, Park Brake	4.591
49. RETAINER, Lever Cvr	4.612
50. SCREW, Tap (#10-16 x 5/8")	8.977
51. PIN	8.939
52. NUT, "U" Spring (#10-16)	8.921
53. SCREW, Hex Tap (5/16"-18 x 1/2")	8.977
54. BOLT, Hex (3/8"-24 x 2 7/8")	5.002
55. GUIDE, Park Brake Cable	4.785



V4-18

1967-82 "Y" PARKING BRAKE LEVER

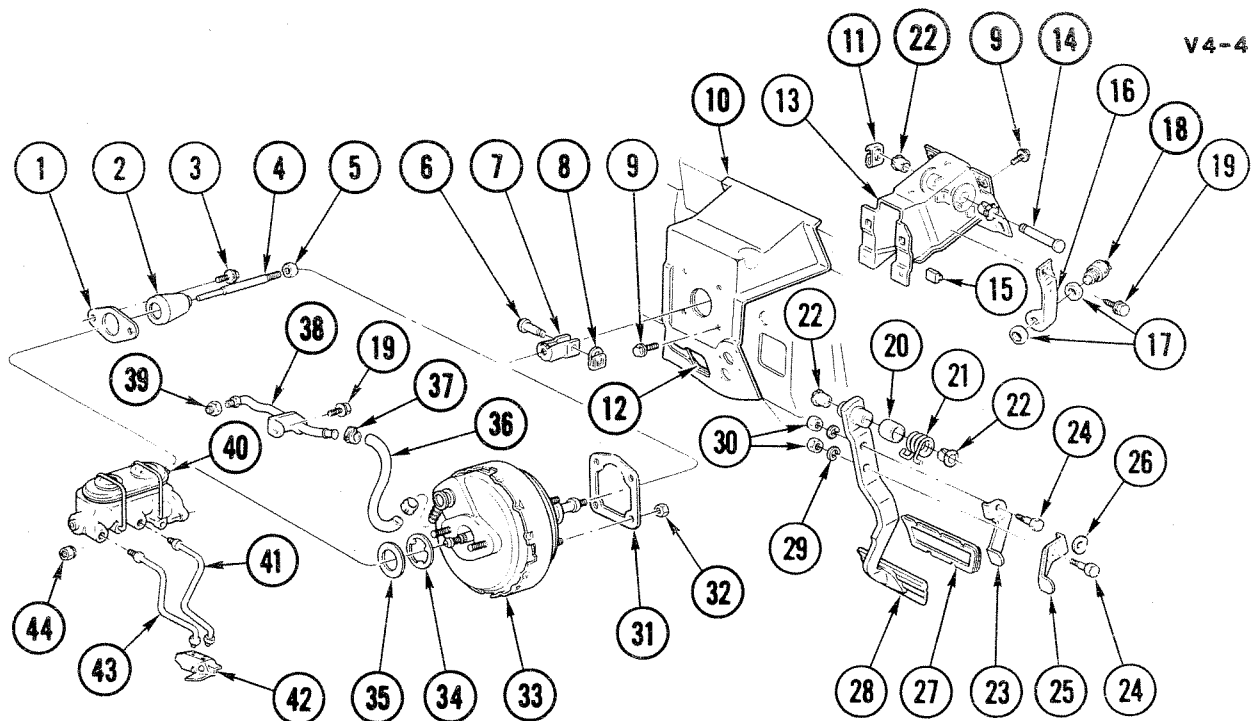
1. BOLT (5/16"-18 x 5/8")	8.900	7. PULLEY, Parking Brake Cable	4.790
2. PIN, Spring	8.939	8. NUT (1/2"-13)	8.915
3. LEVER ASM, Parking Brake	4.591	9. WASHER	8.931
4. NUT (5/16"-24)	8.917	10. SPACER, Pulley	4.790
5. SPRING, Parking	4.760	11. BOLT (1/2"-13 x 3/4")	8.900
6. EQUALIZER, Cable	4.765	12. CABLE (29 5/16" OL)	4.779
		13. GROMMET, Parking Brake Cable	9.775



V4-19

1968-82 "Y" MASTER CYLINDER MOUNTING

1. CYLINDER, Hyd Brake Main	4.650	6. COVER, Brake Pedal Housing	4.648
2. GASKET, Brake Main Cyl Seal Rubber	4.910	7. HOUSING ASM, Brake Pedal	4.648
3. RETAINER, Main Cyl Seal Gasket	4.910	8. STRIKER, Switch	2.447
4. BOOSTER ASM, Vacuum Power Brake	4.901	9. NUT (3/8"-16)	8.917
5. GASKET, Vacuum Power Brake	4.931	10. PIPE ASM (Cut as Req)(1/4")	8.964
		11. PIPE ASM (Cut as Req)(1/4")	8.964

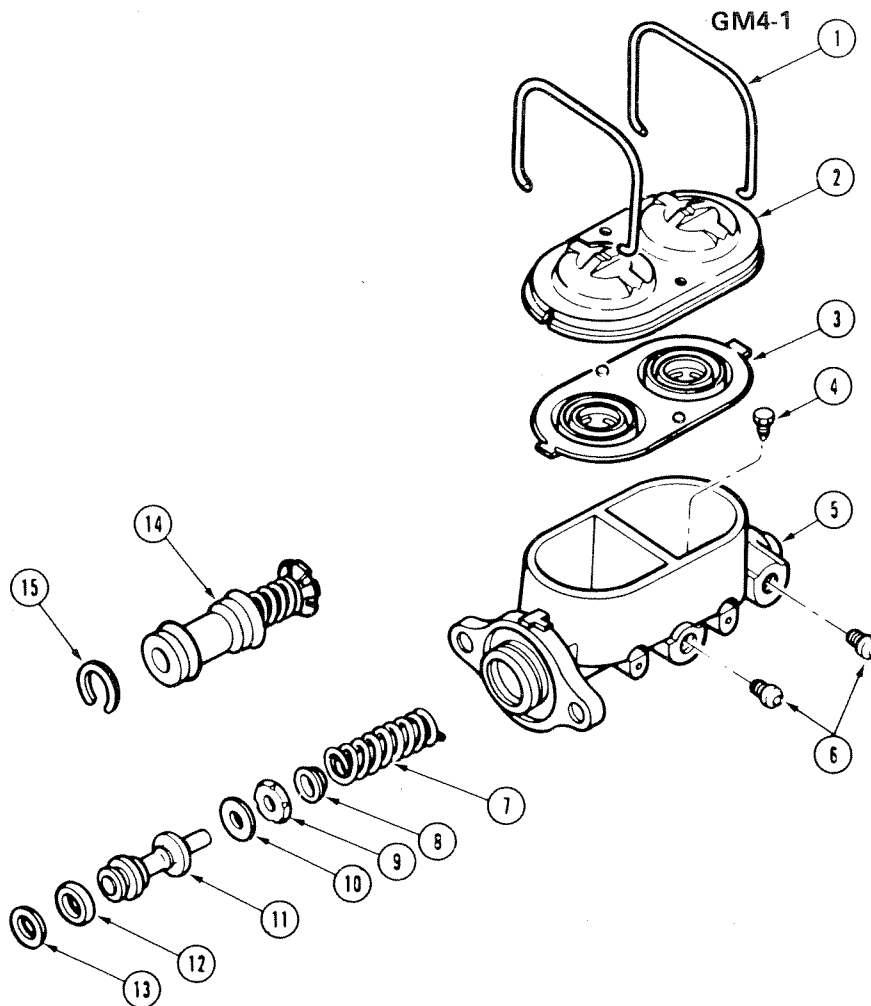


V4-4

V4-4

1968-82 "Y" BRAKE PEDAL & MASTER CYLINDER MOUNTING

1. GASKET, Brake Main Cylinder Mtg . . .	4.648	23. STRIKER, Pedal Stop Lamp Switch (Power) . . .	2.447
2. BOOT, Main Cylinder Brake . . .	4.659	24. BOLT (5/16"-18 x 7/8") . . .	8.900
3. BOLT, Main Cylinder (3/8"-16 x 1 3/8") . . .	4.648	25. STRIKER, Pedal Stop Lamp Switch (Man) . . .	2.447
4. ROD, Valve Operating . . .	4.658	26. WASHER, Main Cyl Clevis . . .	4.659
5. NUT (3/8"-16) . . .	8.916	27. COVER, Pedal Pad . . .	4.630
6. PIN, Pedal Push Rod Clevis . . .	4.662	28. PEDAL, Brake . . .	4.625
7. CLEVIS, Brake Pedal to Brake Main Cyl Clevis . . .	4.662	29. WASHER (5/16" x 19/32") . . .	8.931
8. RETAINER, Clevis Pin . . .	4.662	30. NUT, Hex (5/16"-18) . . .	8.915
9. SCREW (5/16"-18 x 13/16") . . .	8.977	31. GASKET, Vacuum . . .	4.931
10. COVER, Brake Pedal Hsg . . .	4.648	32. NUT, Vacuum (3/8"-16) . . .	4.901
11. RETAINER, Pedal Shaft . . .	4.634	33. BOOSTER, Power Brake . . .	4.901
12. REINFORCEMENT . . .	4.634	34. RETAINER, Main Cyl Seal Gasket . . .	4.910
13. HOUSING, Pedal . . .	4.648	35. GASKET, Main Cyl Seal . . .	4.910
14. SHAFT, Brake . . .	4.634	36. HOSE, Brake . . .	N.S.
15. BUMPER, Brake Pedal . . .	0.829	37. CLAMP, Hose . . .	1.166
16. BRACKET, Stop Lamp Switch . . .	2.447	38. SUPPORT ASM, W/Pipe Brake . . .	4.930
17. NUT (1/2"-20) . . .	8.921	39. CONNECTOR, Vacuum to Carburetor . . .	8.963
18. SWITCH ASM, Stop Lamp . . .	2.447	40. CYLINDER ASM, Hyd Brake Main . . .	4.650
19. SCREW (1/4"-14 x 1/2") . . .	N.S.	41. PIPE (Cut as Req) . . .	N.S.
20. BUSHING, Pedal Return Spring . . .	4.626	42. SWITCH ASM, W/Dist Brake Pipe . . .	4.874
21. SPRING, Pedal Return . . .	4.760	43. PIPE (Cut as Req) . . .	N.S.
22. BUSHING, Pedal Shaft . . .	4.626	44. NUT (3/8"-16) . . .	8.915



GM4-1

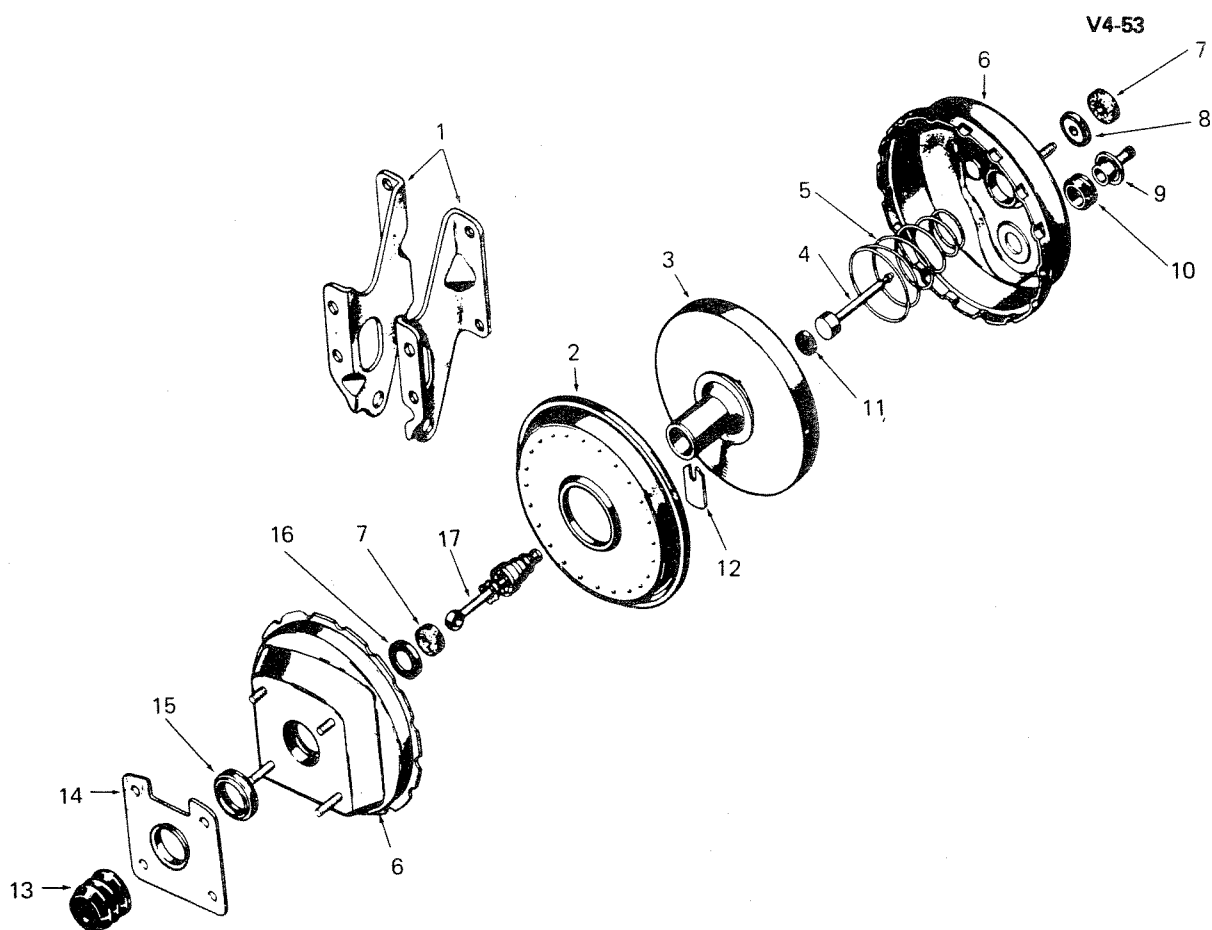
1967-82 MORaine MASTER CYLINDER

1. BAIL, Reservoir Cover(* 1)	4.651
2. COVER, Reservoir(* 1)	4.651
3. GASKET, (Diaphragm Kit) Master Cylinder Reservoir(* 1)	4.651
4. SCREW, Secondary Piston Stop(* 1)	4.656
5. BODY, Master Cylinder(* 1)	N.S.
6. INSERT, Outlet Tube(* 1)	N.S.
7. SPRING, Secondary Piston(* 1)	N.S.
8. RETAINER, Secondary Piston Spring(* 1)	N.S.
9. CUP, Secondary Piston Primary(* 1,3)	N.S.
10. PROTECTOR, Secondary Piston Cup(* 1,3)	N.S.
11. PISTON, Secondary(* 1,3)	4.653
12. SEAL, Piston Secondary(* 1,3)	N.S.
13. SEAL, Secondary(* 1,3)	N.S.
14. PISTON, Primary(* 1,2)	N.S.
15. RING, Primary Piston Retainer(* 1,2)	N.S.

NOTE 1: Part of Group 4.650 CYLINDER, Hyd Brk Main.

NOTE 2: Part of Group 4.649 REPAIR KIT, M/Cyl.

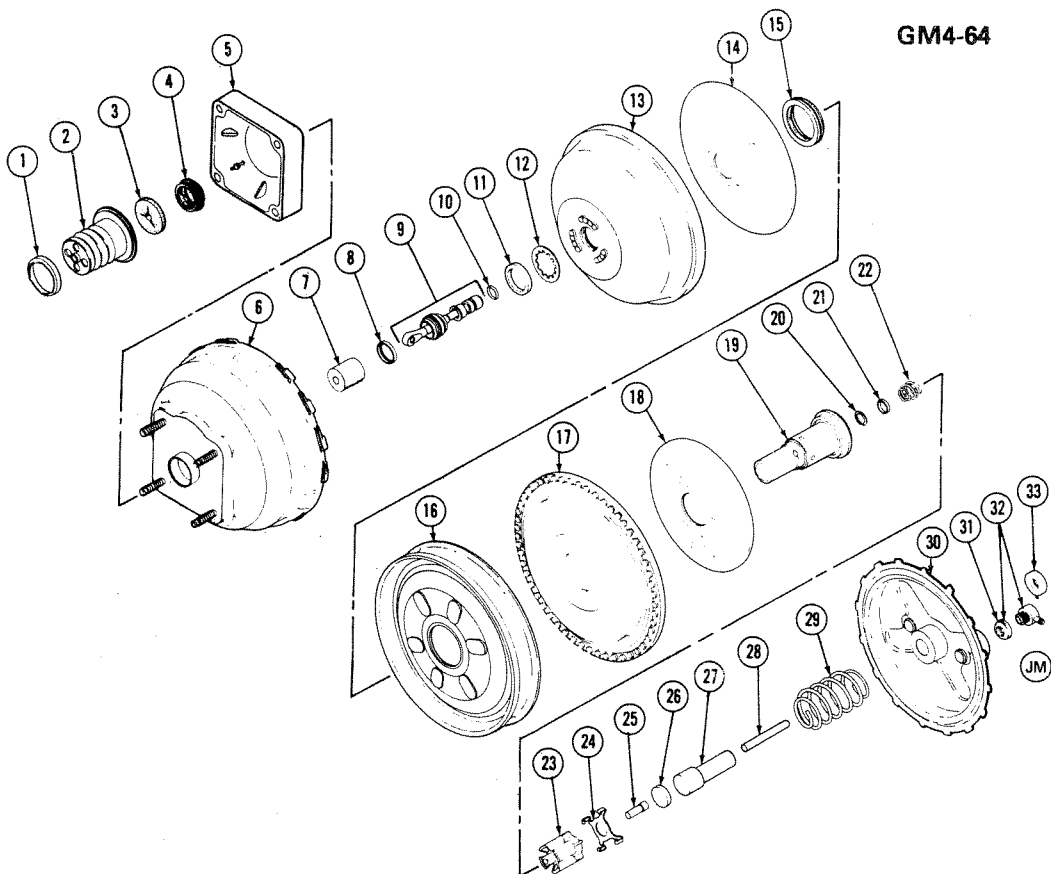
NOTE 3: Part of Group 4.653 PISTON, M/Cyl Secondary.



V4-53

1968-76 BENDIX POWER BRAKE CYLINDER

1. BRACKET	4.898
2. DIAPHRAGM	4.922
3. DIAPHRAGM	4.922
4. ROD ASM	4.924
5. SPRING	4.924
6. SHELL ASM	4.906
7. FILTER	4.913
8. SEAL	4.910
9. VALVE ASM	4.955
10. GROMMET	4.955
11. DISC	4.924
12. KEY	4.918
13. BOOT	4.659
14. RETAINER	4.911
15. SEAL	4.918
16. RETAINER	4.911
17. ROD ASM	4.658



GM4-64

1977-82 MORaine BRAKE DUAL DIAPHRAGM VACUUM CYLINDER

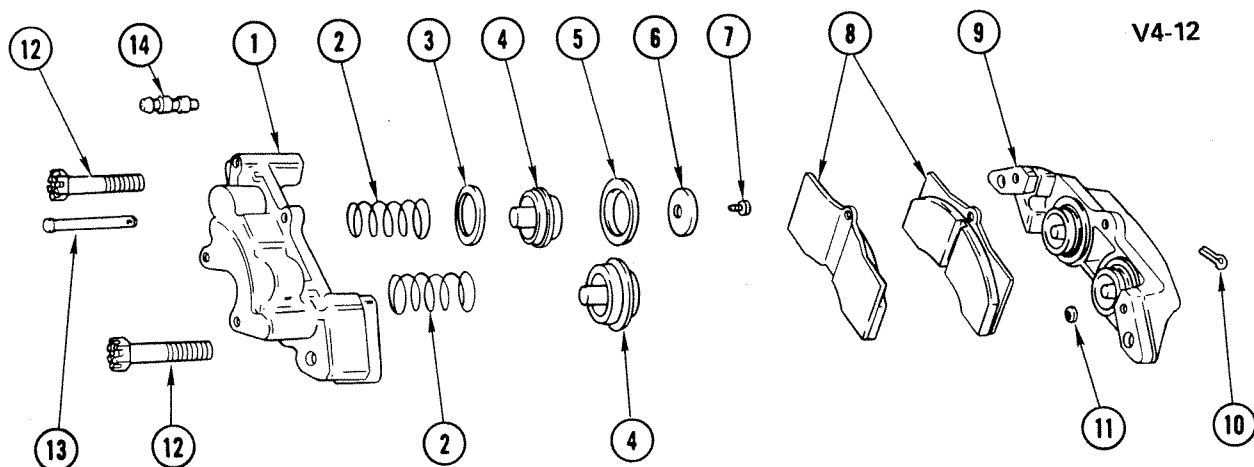
1. RETAINER, Pwr Cyl Boot(* 1)	N.S.	18. PLATE, Secondary Support(* 1)	N.S.
2. BOOT, Pwr Cyl(* 1, 2)	N.S.	19. PISTON, Pwr Brk Cyl(* 1, 3)	4.922
3. SILENCER, Air(* 1,2)	N.S.	20. RING, Ext Ret (5/8" Dia Shaft)(* 1,2, 4)	8.934
4. BEARING, Prim Pwr Piston(* 1, 2)	N.S.	21. BUMPER, Reaction(* 1,2, 4)	N.S.
5. SPACER, Pwr Cyl Mtg (Cadillac)	4.898	22. SPRING, Air Valve(* 1,4)	N.S.
6. HOUSING, Rear(* 1)	N.S.	23. BODY, Reaction(* 1,3)	N.S.
7. FILTER, Air(* 1,2, 4)	N.S.	24. RETAINER, Reaction Body(* 1,3, 4)	N.S.
8. RETAINER, Cont Valve(* 1, 2, 4)	N.S.	25. PISTON, Reaction(* 1,3)	N.S.
9. VALVE ASM, Air(* 1, 4)	N.S.	26. DISC, Reaction(* 1,2, 3)	N.S.
10. SEAL, "O" Ring(* 1,2)	N.S.	27. RETAINER, Reaction(* 1)	N.S.
11. SILENCER, Pwr Head(* 1, 2, 4)	N.S.	28. ROD, Pwr Brk Cyl(* 1)	4.924
12. RETAINER, Diaphragm(* 1,2)	N.S.	29. SPRING, Pwr Piston Ret(* 1)	N.S.
13. DIAPHRAGM, Primary(* 1,2)	N.S.	30. HOUSING, Front(* 1)	N.S.
14. PLATE, Primary Support(* 1)	N.S.	31. GROMMET, Check Valve (Also Part of Item 32)(* 1,2)	4.955
15. BEARING, Secondary Pwr Piston(* 1, 2)	N.S.	32. VALVE, W/Grommet, Vac Check(* 1, 2)	4.955
16. HOUSING, Divider(* 1)	N.S.	33. SEAL, Frt Hsg(* 1, 2)	N.S.
17. DIAPHRAGM, Secondary(* 1,2)	N.S.		

NOTE 1: Part of Group 4.901 CYLINDER, Vac Pwr Brk

NOTE 2: Part of Group 4.898 REPAIR KIT, Pwr Brk Cyl

NOTE 3: Part of Group 4.922 PISTON KIT, Vac Pwr Brk

NOTE 4: Part of Group 4.918 PLUNGER & VALVE, Pwr Brk Cyl



V4-12

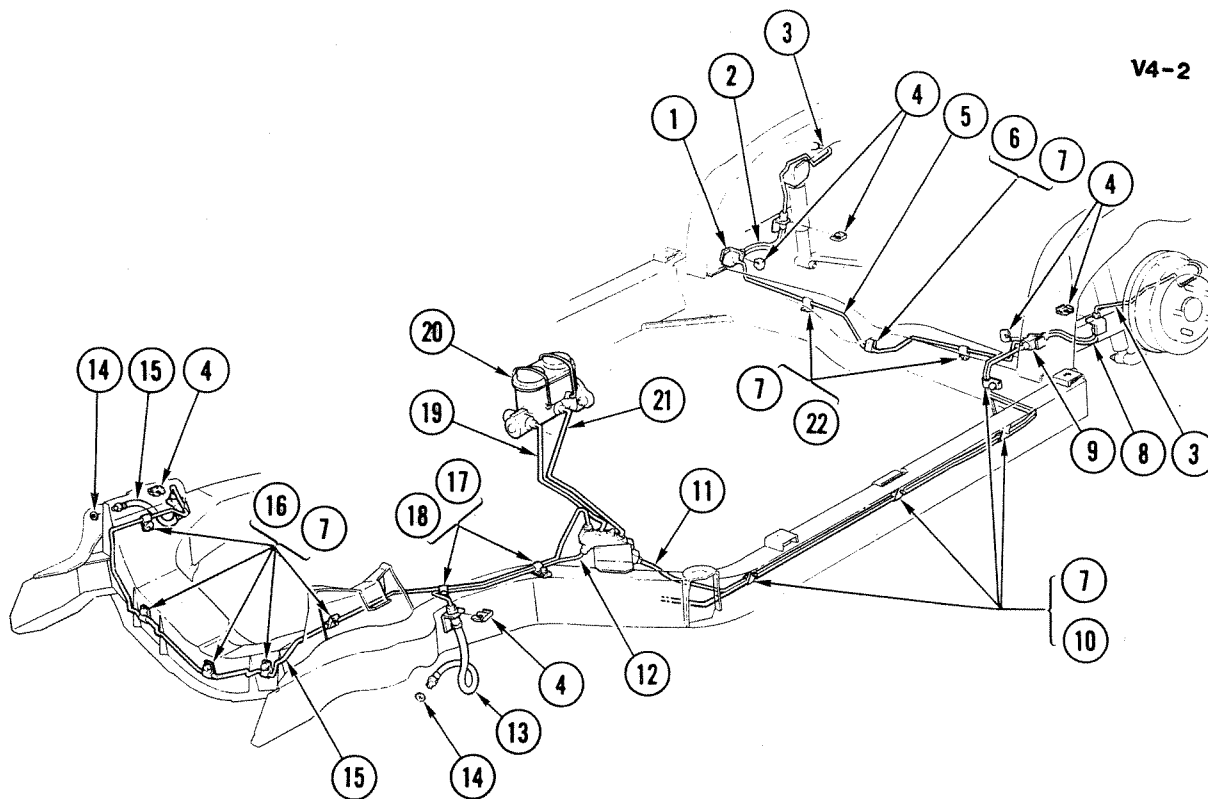
1965-82 BRAKE CALIPER

1. HOUSING, Brk Clpr Inr	4.665
2. SPRING, Brk Clpr Pstn Rtn	4.669
3. SEAL, Brk Clpr Pstn(*1,2)	4.667
4. PISTON, Brk Clpr	4.668
5. BOOT, Brk Clpr Pstn(*2)	4.670
6. INSULATOR, Brk Clpr Pstn(*1)	4.668
7. SCREW, Brk Clpr Pstn Insl(*1)	N.S.
8. SHOE KIT, Brk W/Facing	5.017
9. HOUSING, Brk Clpr Otr	4.665
10. PIN, Cotter Brk Shoe Ret	8.938
11. RING, Brk Clpr Bleeder Vlv "O"(*2)	4.666
12. BOLT, Brk Clpr Hsg	8.900
13. PIN, Brk Shoe Ret	5.043
14. VALVE, Brk Clpr Bleeder	4.666

NOTE 1: Also Part of Group 4.668 PISTON

NOTE 2: Also Part of Group 4.667 REPAIR KIT

V4-2



V4-2

1963-82 "Y" BRAKE HOSES & PIPES

1. CONNECTOR, Hyd Brake Rr Hose (Type K)	4.686
2. HOSE, Rear Brake	4.680
3. PIPE ASM, Rear Brake (Cut from Bulk)	N.S.
4. SPRING, Frt & Rr Brake Hose Yoke	4.681
5. TUBING (3/16" OD)	8.964
6. CLIP, Rr Brake Crossover Pipe	4.686
7. SCREW, Frt Brake Pipe Clip	8.977
8. HOSE, Rear Brake	4.680
9. CONNECTOR, Hyd Brake Rr Hose (Type K)	4.686
10. CLIP, Rr Brake	3.162
11. PIPE ASM, Rr Brake Frt	N.S.
12. PIPE ASM, Frt Brake (Cut from Bulk)	N.S.
13. HOSE, Hyd Brake (7/16"-20 Ext 3/8"-24 Int 13 1/4" OL)	4.680
14. WASHER, Brake Connect (7/16" ID x 11/16" OD-1/32")	4.671
15. PIPE ASM, Frt Brake Crossover Pipe (Cut from Bulk)	N.S.
16. CLIP, Frt Brake Crossover Pipe	3.162
17. CLIP, Brake Pipe	3.162
18. SCREW, Clip (5/16"-18 x 1/2")	8.977
19. PIPE, (Cut from Bulk)	N.S.
20. CYLINDER ASM, Hyd Brake Main(* 1)	4.650
21. PIPE (Cut from Bulk)	N.S.
22. CLIP, Rr Brake Crossover Pipe	4.686

Cylinder Assembly Illustrated Was Used Beginning In 1967.



CHEVROLET CHASSIS GROUP 4.000



TRANSMISSION — BRAKES

ALPHABETICAL INDEX

A

ACTUATOR, Transmission Parking Brake	4.290
ACTUATOR, Transmission Park Lock	4.220
ADAPTER, Speedometer Driven Gear	4.329

B

BAIL, Brake Master Cylinder	4.651
BALL, Transmission Control Valve	4.265
BALL, Transmission Governor	4.256
BALL, Transmission Input and Turbine Shaft	4.123
BALL, Transmission Pressure Regulator and Oil Pump	4.216
BALL, Transmission Shift Shaft Detent	4.311
BAND, Transmission Brake	4.251
BAND, Transmission Clutch	4.163
BEARING, Idler Pulley	4.850
BEARING KIT, Transmission Overhaul	4.005
BEARING KIT, Transmission Sun Gear	4.159
BEARING KIT, Transmission Rear Internal Gear ..	4.187
BEARING, Power Brake Booster	4.924
BEARING, Transmission Main Drive Gear (Input Gear)	4.355
BEARING, Transmission Oil Pump	4.226
BEARING, Transmission Main Drive Gear	4.355
BEARING, Transmission Rear	4.408
BEARING, Transmission Reverse Idler Gear Thrust	4.437
BEARING, Transmission Clutch	4.164
BEARING, Transmission Reverse Idler Gear Thrust	4.437
BEARING, Transmission Output Shaft or Carrier ..	4.176
BEARING, Transmission Sun Gear	4.159
BEARING, Transmission Mainshaft	4.352
BEARING, Transmission Main Shaft Rear (Output)	4.408
BEARING, Transmission Synchronizer	4.384
BEARING, Transmission Housing	4.162
BEARING, Transmission Main Drive Gear	4.355
BEARING, Transmission Low Sun Gear and Clutch	4.162
BEARING, Transmission Planet Carrier	4.176
BEARING, Transmission Main Shaft Rear	4.408
BEARING, Transmission Oil Pump	4.203
BODY, Power Brake Booster	4.922
BODY, Transmission Governor	4.256
BODY, Transmission Oil Pump	4.224
BOLT, Brake Cylinder and Pedal Shaft	4.648
BOLT, Brake Hose	4.671
BOLT, Parking Brake Cable	4.765
BOLT, Transmission	4.115
BOLT, Transmission Case Extension	4.319
BOLT, Transmission Converter	4.115
BOLT, Transmission Control	4.032
BOLT, Transmission Extension	4.319
BOLT, Transmission Housing	4.162
BOLT, Transmission Mount and Support	4.085
BOLT, Transmission Oil Pan	4.197
BOLT, Transmission Oil Pump	4.226

BOLT, Transmission Parking Brake	4.290
BOOSTER, Power Brake(Vaccum)	4.901
BOOT, Brake Master Cylinder Rod	4.659
BOOT, Transmission Control Lever	4.015
BRACKET, Brake Hose or Pipe	4.681
BRACKET KIT, Transmission Control Lever	4.010
BRACKET, Parking Brake Cable	4.785
BRACKET, Transmission Control Lever	4.010
BRACKET, Transmission Mounting	4.083
BRACKET, Transmission Parking Brake	4.290
BRACKET, Transmission Park Lock	4.220
BRACKET, Transmission Support	4.083
BRACKET, Transmission Control Lock Cable	4.070
BRACKET, Transmission Mounting	4.083
BRACKET, Transmission Control Indicator	4.020
BRACKET, Transmission Control Switch	4.060
BRACKET, Transmission Mounting	4.083
BRACKET, Transmission Detent Control	4.050
BRACKET, Transmission Shift Control Cable	4.047
BRACKET, Transmission Gearshift Shaft	4.030
BRACKET, Transmission Control Lock Cable	4.070
BRACKET, Transmission Control Lever	4.010
BRACKET, Transmission Control Lock Cable	4.070
BRACKET, Transmission Control Lever	4.010
BRACKET, Transmission Shift Control	4.030
BUMPER, Power Brake Booster Reaction	4.934
BUSHING, Brake Pedal	4.626
BUSHING, Transmission Planet Carrier	4.176
BUSHING, Transmission Clutch	4.169
BUSHING, Transmission Rear Main Bearing	4.319
BUSHING, Transmission Oil Pump	4.203
BUSHING, Transmission Case Extension	4.319
BUSHING, Transmission Control Rod To Lever ..	4.037
BUSHING, Transmission Input	4.158
BUSHING, Transmission Output Shaft or Carrier ..	4.176
BUSHING, Transmission Housing	4.162
BUSHING, Transmission Safety Starting Switch ..	4.054
BUSHING, Transmission Oil Pump	4.226
BUSHING, Transmission Extension	4.319
BUSHING, Transmission Case	4.104
BUSHING, Transmission Clutch	4.168
BUSHING, Transmission Control Lever	4.008
BUSHING, Transmission Governor	4.256
BUSHING, Transmission Output Shaft or Carrier ..	4.175
BUSHING, Transmission Safety Starting Switch ..	4.054
BUSHING, Transmission Clutch	4.169
BUSHING, Transmission Extension	4.319
BUSHING, Transmission Sun Gear	4.159
BUSHING, Transmission Sun Gear and Shaft	4.161
BUSHING, Transmission Clutch	4.180
BUTTON, Transmission Control Lever	4.006

C

CABLE KIT, Transmission to Speedometer	4.342
CABLE, Parking Brake	4.779
CABLE, Transmission to Speedometer	4.342
CABLE, Transmission Control Lock Cable	4.070

ALPHABETICAL INDEX

CABLE, Transmission Detent Control	4.050
CABLE, Transmission Shift Control Cable	4.047
CAM, Transmission Clutch	4.167
CAM, Transmission Clutch	4.180
CAM, Transmission Shift Shaft Detent	4.311
CAP, Brake Master Cylinder	4.651
CAP, Transmission Governor	4.256
CARRIER, Transmission Planet	4.175
CARRIER, Transmission Output Shaft or Carrier ..	4.175
CASE KIT, Transmission Case	4.103
CASE, Transmission Case	4.103
CLAMP, Power Brake Booster	4.930
CLEVIS, Master Cylinder Adjusting	4.662
CLEVIS, Transmission Control Rod To Lever	4.037
CLIP, Brake Hose or Pipe	4.686
CLIP, Speedometer Drive Gear	4.345
CLIP, Transmission to Speedometer	4.342
CLIP, Transmission Control Lock Cable	4.070
CLIP, Transmission Detent	4.279
CLIP, Transmission Oil Pan	4.197
CLIP, Transmission Oil Cooler	4.128
CLIP, Transmission Throttle Valve Control	4.052
CLIP, Transmission Vacuum	4.205
CLUTCH, Transmission Synchronizing	4.380
CLUTCH, Transmission Clutch	4.180
CLUTCH, Transmission Synchronizing	4.380
CLUTCH, Transmission Clutch	4.164
CLUTCH, Transmission Clutch	4.164
CONNECTOR, Brake Hose or Pipe	4.686
CONNECTOR, Parking Brake Cable	4.785
CONNECTOR, Transmission Converter	4.115
CONNECTOR, Transmission Control Valve	4.265
CONNECTOR, Transmission Oil Cooler	4.128
CONNECTOR, Transmission Smog Control	4.075
CONVERTER, Transmission Converter	4.115
COOLER, Transmission Oil	4.128
COVER, Brake and Clutch Pedal	4.630
COVER, Brake Cylinder and Pedal Shaft	4.648
COVER, Brake Master Cylinder	4.651
COVER KIT, Transmission Oil Pump	4.224
COVER, Parking Brake Lever Housing	4.612
COVER, Transmission Case	4.105
COVER, Transmission Control Indicator	4.020
COVER, Transmission Governor	4.256
COVER, Transmission Oil Pump	4.224
COVER, Transmission Oil Pan	4.197
COVER, Transmission Oil Pump	4.203
COVER, Transmission Rear Servo	4.241
COVER, Transmission Servo & Accumulator	4.228
COVER, Transmission Servo	4.212
CUP, Brake Main Cylinder	4.654
CUP, Wheel Brake	4.667
CYLINDER, Brake Master	4.650
CYLINDER, Wheel Brake	4.665

D

DECAL, Transmission Control Lever Trim	4.017
DIAL, Transmission Control Indicator	4.020
DIAPHRAGM, Power Brake Booster	4.922
DISC, Power Brake Booster Reaction	4.934
DRUM, Transmission Clutch	4.169

E

ELBOW, Power Brake Booster	4.931
EQUALIZER, Parking Brake Cable	4.765
EXTENSION KIT, Transmission Rear	4.317
EXTENSION, Transmission Rear Main Bearing	4.317

F

FILTER, Power Brake Booster	4.913
FILTER, Transmission Oil Pan	4.197

FITTING, Power Brake Booster	4.931
FITTING, Speedometer Driven Gear	4.338
FLANGE, Transmission Oil	4.195
FLANGE, Transmission Low Sun Gear and Clutch	4.162
FLUID, Hydraulic Brake System	4.683
FORK, Transmission Gearshift	4.303

G

GASKET, Brake Master Cylinder	4.651
GASKET KIT, Transmission Overhaul	4.005
GASKET KIT, Transmission Control Valve	4.265
GASKET KIT, Transmission Overhaul	4.005
GASKET, Main Cylinder Outlet Fitting	4.661
GASKET, Power Brake Booster	4.931
GASKET, Power Brake Booster	4.910
GASKET, Transmission Rear Main Bearing	4.318
GASKET, Transmission Main Drive Gear Bearing Retainer	4.358
GASKET, Transmission Cover	4.109
GASKET, Transmission Oil Pump	4.226
GASKET, Transmission Main Drive Gear Bearing Retainer	4.358
GASKET, Transmission Oil Pan	4.197
GASKET, Transmission Oil Pan	4.196
GASKET, Transmission Governor	4.256
GASKET, Transmission Extension	4.318
GASKET, Transmission Control Valve	4.265
GASKET, Transmission Rear Servo	4.241
GASKET, Transmission Case	4.109
GASKET, Transmission Oil Pump Suction	4.197
GASKET, Transmission Servo	4.212
GASKET, Transmission Governor	4.256
GASKET, Transmission Main Valve Body	4.217
GASKET, Transmission Vacuum	4.205
GASKET, Transmission Oil Pump	4.203
GASKET, Transmission Oil Pan	4.196
GATE, Transmission Gearshift Shaft	4.027
GATE, Transmission Shift Control Lever	4.027
GEAR KIT, Transmission Governor	4.256
GEAR KIT, Transmission Sun Gear	4.159
GEAR, Speedometer Drive	4.343
GEAR, Speedometer Driven	4.337
GEAR, Speedometer Drive	4.343
GEAR, Speedometer Driven	4.337
GEAR, Speedometer Drive	4.343
GEAR, Transmission (Input-Output Gear)	4.415
GEAR, Transmission Countershaft	4.421
GEAR, Transmission Countershaft	4.421
GEAR, Transmission First and Reverse	4.417
GEAR, Transmission Governor	4.256
GEAR, Transmission Input	4.158
GEAR, Transmission Main Drive	4.351
GEAR, Transmission Planet	4.175
GEAR, Transmission Rear Unit	4.187
GEAR, Transmission Reverse Idler	4.430
GEAR, Transmission Reverse Idler	4.430
GEAR, Transmission Second Speed	4.395
GEAR, Transmission Speedometer Drive	4.343
GEAR, Transmission Speedometer Driven	4.337
GEAR, Transmission Sun Gear	4.159
GEAR, Transmission 1st and Reverse Sliding	4.417
GOVERNOR KIT, Transmission Governor	4.256
GOVERNOR, Transmission Governor	4.256
GROMMET, Parking Brake Release	4.594
GROMMET, Power Brake Booster Check	4.955
GROMMET, Power Brake Booster	4.930
GROMMET, Transmission Control Rod To Lever ..	4.037
GROMMET, Transmission Oil Pan	4.197
GUIDE, Parking Brake Cable	4.785
GUIDE, Parking Brake Release	4.594
GUIDE, Transmission Clutch	4.164
GUIDE, Transmission Oil Pump	4.226

H

HANDLE, Parking Brake Apply Lever	4.592
---	-------

ALPHABETICAL INDEX

HANDLE, Transmission Gearshift Control (Hand)	4.006
HEAD, Power Brake Booster	4.924
HOSE, Power Brake Booster	4.931
HOSE, Transmission Vacuum	4.205
HOSE, Wheel Brake	4.680
HOUSING, Brake Cylinder and Pedal Shaft	4.648
HOUSING KIT, Transmission Clutch	4.169
HOUSING, Transmission Control Lever	4.010
HOUSING, Transmission Servo & Accumulator	4.228
HOUSING, Transmission Control Lever	4.010
HOUSING, Transmission Input	4.158
HOUSING, Transmission Clutch	4.169
HOUSING, Wheel Brake	4.665
HUB, Transmission Clutch	4.164

I

INDICATOR, Transmission Control Indicator	4.020
INDICATOR, Transmission Oil Filler	4.133
INSERT, Brake Hose	4.671
INSERT, Main Cylinder Outlet Fitting	4.661
INSERT, Transmission Control Lever Trim	4.017
INSULATOR, Wheel Cylinder	4.668
INTERLOCK, Transmission Gearshift Shaft	4.027

K

KEY, Speedometer Adapter	4.330
KEY, Speedometer Drive Adapter	4.330
KEY, Transmission Speedometer Drive	4.330
KEY, Transmission Synchronizer	4.384
KNOB, Transmission Control Lever	4.006
KNOB, Transmission Control Lever	4.006

L

LENS, Transmission Control Indicator	4.020
LEVER, Parking Brake Apply	4.591
LEVER, Transmission Control Lever	4.010
LEVER, Transmission Control Lever	4.006
LEVER, Transmission Control	4.045
LEVER, Transmission Detent	4.279
LEVER, Transmission Gearshift	4.045
LEVER, Transmission Gearshift Shaft	4.030
LEVER, Transmission Mounted Gearshift (External)	4.045
LEVER, Transmission Manual Valve	4.218
LEVER, Transmission Shift Control	4.030
LEVER, Transmission Shift Control	4.004
LEVER, Transmission Throttle Valve	4.275
LEVER, Transmission Throttle Valve	4.278
LINK, Transmission Control Indicator	4.020
LINK, Transmission Detent	4.279
LINK, Transmission Throttle Valve	4.275
LINK, Wheel Cylinder to Brake Shoe Thrust	4.675
LOCK, Transmission Control Idler	4.042
LOCK, Transmission Main Drive Gear Bearing (Input Gear)	4.356

M

MAGNET KIT, Transmission Case	4.105
MEMBER, Transmission Mounting	4.081
MEMBER, Transmission Mounting	4.081
MODULATOR KIT, Transmission Vacuum	4.205
MODULATOR, Transmission Vacuum	4.205
MODULATOR, Transmission Vacuum	4.205
MOUNTING, Transmission Mounting	4.081
MOUNT, Transmission Mounting	4.081

N

NUT, Transmission Band Adjusting	4.253
NUT, Transmission Control Rod	4.037
NUT, Transmission Control Indicator	4.022
NUT, Transmission Gearshift Rod	4.037
NUT, Transmission Main Drive Gear Bearing (Input Gear)	4.356
NUT, Transmission Throttle Valve	4.275

O

O RING, Power Brake Booster	4.924
OVERHAUL KIT, Transmission Overhaul	4.005

P

PAD, Brake and Clutch Pedal	4.630
PAN, Transmission Oil	4.195
PAWL, Parking Brake Lever Release	4.595
PAWL, Transmission Park Lock	4.220
PAWL, Transmission Parking Brake	4.294
PEDAL, Brake Pedal	4.625
PINION KIT, Transmission Output Shaft or Carrier	4.175
PIN, Master Cylinder Adjusting	4.662
PIN, Transmission Control Lever	4.008
PIN, Transmission Converter	4.115
PIN, Transmission Control Lever	4.008
PIN, Transmission Control Valve	4.265
PIN, Transmission Gearshift	4.307
PIN, Transmission Governor	4.256
PIN, Transmission Oil Pump	4.203
PIN, Transmission Oil Pump	4.226
PIN, Transmission Pressure Regulator and Oil Pump	4.216
PIN, Transmission Rear Servo	4.241
PIN, Transmission Reverse Idler Gear	4.435
PIN, Transmission Servo & Accumulator	4.228
PIN, Transmission Servo & Accumulator	4.229
PIN, Transmission Shift Control Cable	4.047
PIN, Transmission Shift Shaft Detent	4.311
PIN, Transmission Throttle Valve	4.275
PIPE, Transmission Case	4.104
PIPE, Transmission Oil	4.248
PIPE, Transmission Oil Cooler	4.128
PIPE, Transmission Oil Pan	4.197
PIPE, Transmission Vacuum	4.205
PISTON, Brake Master Cylinder Secondary	4.653
PISTON KIT, Power Brake Booster	4.922
PISTON KIT, Transmission Clutch	4.166
PISTON, Power Brake Booster	4.922
PISTON, Transmission Clutch	4.166
PISTON, Transmission Clutch	4.166
PISTON, Transmission Servo & Accumulator	4.228
PISTON, Transmission Rear Servo	4.241
PISTON, Wheel Cylinder	4.668
PLATE, Brake and Clutch Pedal	4.630
PLATE, Power Brake Booster	4.910
PLATE, Power Brake Booster	4.922
PLATE, Transmission Control Lever Trim	4.017
PLATE, Transmission Control Lever	4.015
PLATE, Transmission Control Lever Trim	4.017
PLATE, Transmission Control Selector	4.020
PLATE, Transmission Clutch	4.163
PLATE, Transmission Control Indicator	4.022
PLATE, Transmission Control Lever Trim	4.017
PLATE, Transmission Clutch Drive and Driven	4.163
PLATE, Transmission Counter Gear	4.423
PLATE, Transmission Control Indicator	4.020
PLATE, Transmission Control Valve	4.265
PLATE, Transmission Gearshift Hand Lever (Floor Mounted)	4.017
PLATE, Transmission Indicator Dial	4.020
PLATE, Transmission Reverse Idler Gear Thrust	4.437
PLATE, Transmission Rear Servo	4.241
PLATE, Transmission Shift Control Cable	4.047

ALPHABETICAL INDEX

PLATE, Transmission Synchronizer.....	4.384
PLATE UNIT, Transmission Control Lever Trim....	4.017
PLUG, Transmission Case.....	4.105
PLUG, Transmission Case.....	4.105
PLUG, Transmission Control Valve.....	4.265
PLUG, Transmission Control Lever.....	4.008
PLUG, Transmission Gearshift Control Hand Lever.....	4.008
PLUG, Transmission Mainshaft.....	4.172
PLUG, Transmission Oil Pump.....	4.224
PLUG, Transmission Parking Brake.....	4.294
PLUG, Transmission Pressure Regulator and Oil Pump.....	4.216
PLUG, Transmission Shift Shaft Detent.....	4.311
PLUG, Wheel Cylinder.....	4.666
PLUNGER, Power Brake Booster.....	4.918
PLUNGER, Transmission Vacuum.....	4.205
POPPET, Power Brake Booster Valve Body.....	4.940
PULLEY, Parking Brake.....	4.790
PUMP, Transmission Oil Supply.....	4.200

R

RACE, Transmission Clutch.....	4.168
RACE, Transmission Clutch.....	4.180
REINFORCEMENT, Brake Pedal.....	4.634
RELAY, Transmission Control Spark.....	4.075
REPAIR KIT, Brake Master Cylinder.....	4.649
REPAIR KIT, Power Brake Booster.....	4.898
REPAIR KIT, Wheel Brake.....	4.665
REPAIR KIT, Wheel Brake.....	4.667
RETAINER, Brake Pedal.....	4.634
RETAINER, Cylinder Poppet.....	4.942
RETAINER, Master Cylinder Adjusting.....	4.662
RETAINER, Parking Brake Cable.....	4.785
RETAINER, Parking Brake Cable.....	4.765
RETAINER, Parking Brake Lever Housing.....	4.612
RETAINER, Power Brake Booster.....	4.810
RETAINER, Power Brake Booster.....	4.922
RETAINER, Power Brake Booster.....	4.910
RETAINER, Power Brake Booster.....	4.913
RETAINER, Power Brake Booster Reaction.....	4.934
RETAINER, Speedometer Driven Gear.....	4.338
RETAINER, Transmission Control Lock Cable.....	4.070
RETAINER, Transmission Control Indicator.....	4.020
RETAINER, Transmission Output Shaft or Carrier.....	4.176
RETAINER, Transmission Governor.....	4.256
RETAINER, Transmission Throttle Valve.....	4.275
RETAINER, Transmission Control Lock Cable.....	4.070
RETAINER, Transmission Converter.....	4.115
RETAINER, Transmission Input and Turbine Shaft.....	4.123
RETAINER, Transmission Servo & Accumulator.....	4.228
RETAINER, Transmission Control Switch.....	4.060
RETAINER, Transmission.....	4.115
RETAINER, Transmission Clutch.....	4.169
RETAINER, Transmission Control Valve.....	4.265
RETAINER, Transmission Parking Brake.....	4.290
RETAINER, Transmission Servo & Accumulator.....	4.233
RETAINER, Transmission Vacuum.....	4.205
RETAINER, Transmission Control Indicator.....	4.022
RETAINER, Transmission Oil Pump.....	4.226
RETAINER, Transmission Low Servo.....	4.228
RETAINER, Transmission Clutch.....	4.164
RETAINER, Transmission Rear Servo.....	4.246
RETAINER, Transmission Clutch.....	4.167
RETAINER, Transmission Gearshift Shaft.....	4.027
RETAINER, Transmission Control Rod To Lever.....	4.037
RETAINER, Transmission Control Lock Cable.....	4.070
RETAINER, Transmission Control Lever.....	4.015
RETAINER, Transmission Main Drive Gear Bearing (Input Gear).....	4.356
RETAINER, Transmission Control Lock Cable.....	4.070
RETAINER, Transmission Rear Main.....	4.317
RETAINER, Transmission Main Drive Gear Bearing.....	4.356
RETAINER, Transmission Synchronizing.....	4.383
RETAINER, Vacuum Power Brake Cylinder Relay Valve.....	4.935

RING GEAR, Transmission Output Shaft or Carrier.....	4.175
RING KIT, Transmission Rear Bearing and Mainshaft (Output Gear).....	4.412
RING KIT, Transmission Overhaul.....	4.005
RING, Power Brake Booster.....	4.918
RING, Speedometer Driven Gear.....	4.338
RING, Transmission Clutch.....	4.164
RING, Transmission Clutch.....	4.169
RING, Transmission Clutch.....	4.164
RING, Transmission Clutch.....	4.180
RING, Transmission Clutch.....	4.168
RING, Transmission Clutch.....	4.163
RING, Transmission Clutch.....	4.167
RING, Transmission Gearshift Shaft.....	4.027
RING, Transmission Gear Shifter.....	4.312
RING, Transmission Governor.....	4.256
RING, Transmission Housing.....	4.162
RING, Transmission Input.....	4.123
RING, Transmission Low Servo.....	4.228
RING, Transmission Mainshaft.....	4.172
RING, Transmission Main Drive Gear Bearing.....	4.376
RING, Transmission Oil.....	4.248
RING, Transmission Oil Pump.....	4.226
RING, Transmission Oil Pump.....	4.224
RING, Transmission Output Shaft or Carrier.....	4.176
RING, Transmission Output Shaft or Carrier.....	4.175
RING, Transmission Pressure Regulator and Oil Pump.....	4.216
RING, Transmission Rear Internal Gear.....	4.187
RING, Transmission Reverse Servo.....	4.241
RING, Transmission Rear Servo.....	4.242
RING, Transmission Reverse Idler Gear.....	4.435
RING, Transmission Rear Bearing and Mainshaft (Output Gear).....	4.412
RING, Transmission Servo & Accumulator.....	4.228
RING, Transmission Servo & Accumulator.....	4.229
RING, Transmission Shift Control Lever.....	4.027
RING, Transmission Stator.....	4.117
RING, Transmission Sun Gear.....	4.159
RING, Transmission Synchronizer.....	4.383
RING, Transmission Synchronizing.....	4.384
RING, Transmission Synchronizing.....	4.383
RING, Wheel Cylinder.....	4.666
RIVET, Transmission Pressure Regulator and Oil Pump.....	4.216
ROD, Brake Pedal Push.....	4.658
ROD, Power Brake Booster.....	4.924
ROD, Transmission Control Safety.....	4.054
ROD, Transmission Control.....	4.035
ROD, Transmission Control Lever.....	4.006
ROD, Transmission Control.....	4.035
ROD, Transmission Gearshift Control (Hand).....	4.006
ROD, Transmission Safety Starting Switch.....	4.054
ROD, Transmission Servo & Accumulator.....	4.228
ROD, Transmission Throttle Valve.....	4.050
ROLLER KIT, Transmission Clutch.....	4.180
ROLLER, Transmission Clutch.....	4.167
ROLLER, Transmission Manual Detent.....	4.293
ROLLER, Transmission Planet Carrier.....	4.176
ROLLER, Transmission Clutch.....	4.180
ROLLER, Transmission Mainshaft.....	4.352
ROLLER, Transmission Mainshaft Front Pilot to Main Drive Gear.....	4.352
ROLLER, Transmission Reverse Idler Shaft.....	4.431
ROLLER, Transmission Countershaft Gear.....	4.422

S

SCREEN KIT, Transmission Oil Pan.....	4.197
SCREEN, Transmission Oil.....	4.248
SCREEN, Transmission Oil Pump Suction.....	4.197
SCREEN, Transmission Throttle Valve.....	4.265
SCREEN, Transmission Oil Pump.....	4.224
SCREW, Brake Cylinder and Pedal Shaft.....	4.648
SCREW, Brake Main Cylinder.....	4.656
SCREW, Transmission Control Lever.....	4.012
SCREW, Transmission Front Servo.....	4.226
SCREW, Transmission Governor.....	4.256
SCREW, Transmission Oil Pump.....	4.226
SCREW, Transmission Oil.....	4.195

ALPHABETICAL INDEX

SCREW, Transmission Oil Pump	4.203	SLEEVE, Transmission First And Reverse Gear Thrust	4.419
SCREW, Wheel Cylinder	4.668	SLINGER, Transmission Main Drive Gear Bearing	4.374
SEAL, Brake Cylinder and Pedal Shaft	4.648	SOLENOID, Transmission Smog Control	4.075
SEAL KIT, Transmission Clutch	4.166	SOLENOID, Transmission Solenoid	4.122
SEAL KIT, Transmission Oil Pump	4.226	SPACER, Brake Pedal	4.626
SEAL KIT, Transmission Oil Pump	4.203	SPACER, Parking Brake	4.790
SEAL KIT, Transmission Servo & Accumulator	4.229	SPACER, Transmission Pressure Regulator and Oil Pump	4.216
SEAL, Parking Brake Cable	4.784	SPACER, Transmission Oil Pump	4.226
SEAL, Parking Brake Lever Housing	4.612	SPACER, Transmission Counter Gear	4.423
SEAL, Power Brake Booster	4.910	SPACER, Transmission Housing	4.162
SEAL, Power Brake Booster	4.918	SPACER, Transmission Mount and Support	4.085
SEAL, Power Brake Booster	4.924	SPACER, Transmission Mainshaft Bearing	4.353
SEAL, Speedometer Driven Gear	4.338	SPACER, Transmission Mainshaft Front Pilot to Main Drive Gear	4.353
SEAL, Transmission	4.115	SPRAG, Transmission Clutch	4.167
SEAL, Transmission Case	4.103	SPRAG, Transmission Clutch	4.180
SEAL, Transmission Control Lever Trim	4.017	SPRING, Brake Hose or Pipe	4.681
SEAL, Transmission Control Lever	4.015	SPRING, Brake Pedal Pull Back	4.639
SEAL, Transmission Converter	4.115	SPRING, Brake Pull Back	4.760
SEAL, Transmission Control Lever	4.015	SPRING, Parking Brake Lever	4.597
SEAL, Transmission Detent Control	4.050	SPRING, Power Brake Booster	4.924
SEAL, Transmission Extension	4.318	SPRING, Transmission Throttle Valve	4.275
SEAL, Transmission Front Servo	4.226	SPRING, Transmission Servo & Accumulator	4.233
SEAL, Transmission Gearshift	4.107	SPRING, Transmission Clutch	4.180
SEAL, Transmission Gearshift Shaft	4.027	SPRING, Transmission Control Lever	4.027
SEAL, Transmission Governor	4.256	SPRING, Transmission Vacuum	4.205
SEAL, Transmission Hand Lever (Floor Mounted)	4.015	SPRING, Transmission Front Servo	4.233
SEAL, Transmission Internal Selector Shaft	4.313	SPRING, Transmission Clutch	4.164
SEAL, Transmission Internal Shift	4.302	SPRING, Transmission Parking Brake	4.295
SEAL, Transmission Input and Turbine Shaft	4.123	SPRING, Transmission Main Valve	4.216
SEAL, Transmission Main Drive Gear Bearing	4.354	SPRING, Transmission Throttle Valve Control	4.052
SEAL, Transmission Manual Shaft	4.282	SPRING, Transmission Pressure Regulator and Oil Pump	4.216
SEAL, Transmission Oil Pump	4.226	SPRING, Transmission Rear Servo	4.246
SEAL, Transmission Oil Pan	4.197	SPRING, Transmission Oil Pump	4.226
SEAL, Transmission Oil Filler	4.133	SPRING, Transmission Gearshift Rod	4.037
SEAL, Transmission Oil Pump	4.203	SPRING, Transmission Gearshift Control Hand Lever	4.008
SEAL, Transmission Oil Filler	4.133	SPRING, Transmission Control Rod To Lever	4.037
SEAL, Transmission Output Shaft or Carrier	4.176	SPRING, Transmission Synchronizing	4.413
SEAL, Transmission Park Lock	4.220	SPRING, Transmission Clutch	4.163
SEAL, Transmission Rear Servo	4.242	SPRING, Transmission Synchronizing	4.413
SEAL, Transmission Rear Bearing Retainer	4.318	SPRING, Transmission First And Reverse Gear Thrust	4.419
SEAL, Transmission Servo & Accumulator	4.229	SPRING, Transmission Clutch	4.164
SEAL, Transmission Servo & Accumulator	4.228	SPRING, Transmission Control	4.008
SEAL, Transmission Servo	4.212	SPRING, Transmission Shift Control Cable	4.047
SEAL, Transmission Shift Control Shaft	4.027	SPRING, Transmission Gearshift Shaft	4.027
SEAL, Transmission Solenoid	4.122	SPRING, Transmission Shift Shaft Detent	4.311
SEAL, Transmission Throttle Valve	4.278	SPRING, Transmission Rear Bearing and Mainshaft	4.412
SEAL, Transmission Throttle Valve	4.275	SPRING, Transmission Control Lever	4.008
SEAL, Transmission Vacuum	4.205	SPRING, Transmission Control Rod	4.037
SEAL, Wheel Brake	4.667	SPRING, Transmission Clutch	4.167
SEAT, Transmission Clutch	4.164	SPRING, Transmission Shift Control Lever	4.027
SEAT, Transmission Pressure Regulator and Oil Pump	4.216	SPRING, Transmission Shift Shaft Detent	4.311
SEAT, Transmission Servo & Accumulator	4.233	SPRING, Wheel Cylinder	4.669
SHAFT, Brake Pedal	4.634	STOP, Transmission Pressure Regulator and Oil Pump	4.216
SHAFT KIT, Transmission Parking Brake	4.294	STUD, Transmission Throttle Valve Control	4.052
SHAFT KIT, Transmission Input and Turbine Shaft	4.123	SUPPORT, Power Brake Booster	4.930
SHAFT, Power Brake Booster	4.924	SUPPORT, Transmission Housing	4.162
SHAFT, Transmission Countergear	4.428	SUPPORT, Transmission Control Lever	4.010
SHAFT, Transmission Gearshift Control Shifter	4.025	SUPPORT, Transmission Output Shaft or Carrier	4.175
SHAFT, Transmission Gearshift	4.309	SUPPORT, Transmission Control Lever	4.010
SHAFT, Transmission Internal Shift	4.302	SUPPORT, Transmission Control Valve	4.265
SHAFT, Transmission Input and Turbine Shaft	4.123	SWITCH, Brake Pressure Regulator	4.690
SHAFT, Transmission Mainshaft	4.172	SWITCH, Parking Brake Alarm	4.589
SHAFT, Transmission Main Drive (Output)	4.403	SWITCH, Transmission Control Safety	4.054
SHAFT, Transmission Output Shaft or Carrier	4.175	SWITCH, Transmission Vacuum	4.205
SHAFT, Transmission Parking Brake	4.294	SWITCH, Transmission Control Valve	4.265
SHAFT, Transmission Reverse Idler	4.433	SWITCH, Transmission Safety Starting Switch	4.054
SHAFT, Transmission Reverse Idler	4.433	SWITCH, Transmission Smog Control	4.075
SHAFT, Transmission Shifter Shaft	4.309	SWITCH, Transmission Control	4.057
SHAFT, Transmission Shift Control	4.025	SWITCH, Transmission Safety Starting Switch	4.054
SHAFT, Transmission Sun Gear and Shaft	4.161	SWITCH, Transmission Control Spark	4.075
SHAFT, Transmission Throttle Valve	4.050	SWIVEL, Transmission Throttle Valve Control	4.052
SHAFT, Transmission Throttle Valve	4.275	SWIVEL, Transmission Control Safety	4.054
SHELL, Power Brake Booster	4.906	SWIVEL, Transmission Throttle Valve Control	4.052
SHELL, Transmission Output Shaft or Carrier	4.175	SWIVEL, Transmission Safety Starting Switch	4.054
SHIELD, Transmission Safety Starting Switch	4.054	SWIVEL, Transmission Control Rod To Lever	4.037
SHROUD, Transmission Control Lever	4.010		
SILENCER, Power Brake Booster	4.913		
SLEEVE KIT, Transmission Control Rod To Lever	4.037		
SLEEVE, Speedometer Driven Gear	4.338		
SLEEVE, Speedometer Driven Gear	4.338		
SLEEVE, Transmission Oil Pump	4.224		
SLEEVE, Transmission Gearshift	4.307		

ALPHABETICAL INDEX

SWIVEL, Transmission Throttle Valve Control 4.052
SYNCHRONIZER, Transmission Synchronizing..... 4.380

T

TEE, Power Brake Booster 4.931
TEE, Transmission Vacuum..... 4.205
TRANSMISSION, Automatic..... 4.003
TRANSMISSION , Manual (4 Speed)..... 4.003
TUBE, Power Brake Booster..... 4.930
TUBE, Transmission Gearshift Control Shifter..... 4.025
TUBE , Transmission Oil Filler 4.133
TUBE, Transmission Oil Filler..... 4.133
TUBE, Transmission Shift Control 4.025

V

VALVE, Brake Pressure Regulator..... 4.690
VALVE KIT, Transmission Control Valve..... 4.265
VALVE KIT, Transmission Pressure Regulator
and Oil Pump 4.216
VALVE KIT, Vacuum Power Brake Cylinder
Relay Valve 4.935
VALVE, Main Cylinder..... 4.657
VALVE, Power Brake Booster Check..... 4.955
VALVE, Transmission Control Valve 4.265
VALVE, Transmission Converter..... 4.115
VALVE, Transmission Pressure Regulator and
Oil Pump..... 4.216
VALVE, Transmission Vacuum..... 4.205
VALVE , Transmission Vacuum..... 4.205
VALVE, Wheel Cylinder 4.666
VANE, Transmission Oil Pump..... 4.226
VENTILATOR, Transmission Case..... 4.104
VENTILATOR , Transmission Case..... 4.104
VENT, Transmission Case 4.104

W

WASHER , Brake Hose..... 4.671
WASHER, Brake Master Cylinder Rod 4.659
WASHER KIT, Transmission Low Sun Gear and
Clutch 4.162
WASHER , Master Cylinder Adjusting..... 4.662
WASHER, Transmission Oil Pump..... 4.226
WASHER, Transmission Low Servo..... 4.228
WASHER, Transmission Rear Servo..... 4.241
WASHER, Transmission Clutch 4.164
WASHER, Transmission Gearshift Hand Lever
Housing..... 4.012
WASHER, Transmission Governor 4.256
WASHER, Transmission Clutch 4.169
WASHER, Transmission Planet Carrier 4.176
WASHER, Transmission Control Valve..... 4.265
WASHER, Transmission Gearshift Lever Selector
and Indicator..... 4.022
WASHER, Transmission Servo & Accumulator..... 4.233
WASHER, Transmission Shift Control Lever..... 4.027
WASHER , Transmission Main Drive Gear
Bearing Retainer (Input Gear)..... 4.376
WASHER, Transmission Shift Control Cable..... 4.047
WASHER, Transmission Control Lever 4.012
WASHER, Transmission Output Shaft or Carrier . 4.175
WASHER, Transmission Shift Control Shaft..... 4.027
WASHER, Transmission Output Shaft or Carrier . 4.176
WASHER, Transmission Control..... 4.012
WASHER, Transmission Countergear Bearing..... 4.423
WASHER, Transmission Clutch 4.164
WASHER , Transmission Shaft and 2nd Speed
Gear Thrust..... 4.398
WASHER, Transmission Reverse Idler Gear
Thrust..... 4.437
WASHER, Transmission Pressure Regulator and
Oil Pump..... 4.216

WASHER, Transmission Reverse Idler Gear
Thrust..... 4.437
WASHER, Transmission Counter Gear 4.423
WASHER, Transmission First And Reverse Gear
Thrust..... 4.419
WASHER, Transmission Input..... 4.158
WASHER, Transmission Clutch 4.169
WASHER, Transmission Reverse Gear Thrust..... 4.419
WASHER, Transmission Control Lever..... 4.012
WASHER, Transmission Housing 4.162
WASHER, Transmission Control Indicator 4.022
WIRE, Transmission Converter..... 4.115
WIRE, Transmission Safety Starting Switch..... 4.054
WIRE, Transmission Smog Control..... 4.075
WIRE, Transmission Throttle Valve..... 4.275

3-SPEED MANUAL TRANSMISSION

4.005 BEARING KIT-GASKET KIT, Transmission Overhaul

NOTE 1: CONSISTS OF 1 TRANSMISSION COVER GASKET, 1 CLUTCH GEAR BEARING RETAINER GASKET, 1 TRANSMISSION EXTENSION GASKET AND 1 O RING SEAL.

NOTE 2: CONSISTS OF 1 TRANS. EXTENSION GASKET, 1 TRANS. COVER GASKET, 1 CLUTCH GEAR BEARING RETAINER GASKET, AND 1 O RING SEAL.

66-70	Y	3886339	1	14.55	BEARING KIT, THRUST WA AND NEEDLE
55-65	Y	3719636	1	1.05	GASKET KIT (NOTE 1)
66-70	Y	3886338	1	2.00	GASKET KIT (NOTE 2)

4.006 HANDLE-KNOB, Transmission Control

59-63	Y	3760085	1	34.00	HANDLE, W/CABLE, REV
55-62	Y	390749	1	5.20	KNOB (WHITE PLASTIC)
63	Y	3921146	1	7.40	KNOB (BLACK BAKELITE)
64-69	Y	3857160	1	8.55	KNOB, CONT LVR

4.008 PIN, Transmission Control Lever

68-70	Y	3921634	1	.38	PIN, 1ST AND REV ROD CLEVIS
-------	---	---------	---	-----	-----------------------------

4.010 BRACKET-BRACKET KIT-HOUSING-SUPPORT, Transmission Control Lever

NOTE: FOR FLOOR SHIFT MODELS NOT USING STRG. COLUMN SHIFT LEVER HOUSING, SEE GROUP 6.518 FOR EQUIVALENT PART, LISTED AS A COVER, JACKET, HOUSING, ETC.

66-67	Y	3888263	1	7.30	BRACKET, CONT LVR AND BRKT ADAP
64-69	Y	3936246	1	18.45	BRACKET KIT, CONT LVR
69-70	Y (EXC. T.W., TEL. W.)	7811390	1	26.75	HOUSING, STRG COL TRANS CONT LK TUBE
68-70	Y	334943	1	11.25	SUPPORT, CONT LVR AND BRKT

4.012 SCREW-WASHER, Transmission Control

64-65	Y	3846849	3	.45	SCREW, TRANS CONT LVR AND BRKT ADAP (3/8"-16 X 7/8")
69-70	Y (EXC. T.W., TEL. W.)	7804407	1	.51	SCREW, STRG COL SHIFT LVR DETENT PLT
67-69	Y (EXC. T.W.)	7800580	1	.66	WASHER, STRG SHAFT UPR RET RING THRUST
69-70	Y (EXC. T.W.)	7804447	1	1.15	WASHER, STRG COL SHIFT LVR HSG BRG WAVE
69	Y W/T.W.	3884595	1	.40	WASHER, STRG COL SUPT WAVE
69	Y W/T.W.	3886319	1	.71	WASHER, STRG COL SUPT THRUST

4.015 BOOT-PLATE-SEAL, Transmission Control Lever

NOTE 1: USED WITH VINYL RING IN CARPET.

68-70	Y	3919731	1	8.60	BOOT, CONT LVR, LWR
68-70	Y	3977797	1	16.10	BOOT, CONT LVR, UPR
77	Y	458352	1	26.00	BOOT, CONT LVR, UPR
68-70	Y	3922318	1	2.60	PLATE, CONT LVR LWR BOOT TAPPING
55-62	Y	3751130	1	3.70	SEAL, CONT LVR
63	Y	3823347	1	11.15	SEAL, CONT LVR
64-67	Y	3866183	1	6.40	SEAL, CONT LVR (NOTE 1)

4.017 PLATE, Transmission Control Lever Trim

NOTE 1: IT MAY BE NECESSARY TO DRILL (2) .18 INCH HOLES IN RR CORNERS FOR ATTACHMENT & PLUG 2 EXISTING HOLES AT LETTERING LOCATION.

NOTE 2: IT MAY BE NECESSARY TO CUT AND TAP A HOLE IN THE PLATE WHEN USED ON ELECTRIC WINDOW MODELS.

56-62	Y	3728940	1	7.55	PLATE, LVR AND ASH TRAY TR
68-70	Y (EXC. A.C.)	6260510	1	29.50	PLATE, TUN FRT CNSL TR (NOTE 1,,2)
69	Y	3958741	1	3.60	PLATE, CNSL TR, ENG. SPEC. (350 CU. IN.-300 HP.)
69-70	Y W/A.C.	6260514	1	35.00	PLATE, TUN FRT CNSL TR (NOTE 1)

4.020 PLATE, Transmission Indicator Dial

56-62	Y	3739315	1	2.00	PLATE
63-67	Y	3848292	1	1.75	PLATE
68-70	Y	3918579	1	3.55	PLATE

4.025 SHAFT-TUBE, Transmission Shift Control

64-70	Y	3841490	AR	4.35	SHAFT, SHIFTER LVR
69	Y W/TEL., T.W.	7805702	1	78.25	TUBE, CONT LK(4.025)
70	Y W/T.W.	7805702	1	78.25	TUBE, STRG COL TRANS CONT LK

4.027 RETAINER-RING-SEAL-WASHER, Transmission Shift Control Shaft

65-69	Y	3841725	1	.80	RETAINER, CONT SHIFTER LVR SHAFT
69-70	Y W/T.W.	7804907	1	.94	RING, SUPT AND SHIFT TUBE RET
74-78	Y	5696537	2	2.20	SEAL, TRANS SHFT LVR SHF OIL (6.525)
69-70	Y (EXC. T.W.)	7832112	1	.90	WASHER, SHIFT TUBE THRUST

3-SPEED MANUAL TRANSMISSION

4.030 BRACKET-LEVER, Transmission Shift Control					
64-70	Y	3846844	1	8.60	BRACKET, CONT SHIFTER LVR
68-70	Y	3841488	1	8.70	LEVER, CONT SHAFT (1ST AND 2ND)
68-69	Y	3850111	1	6.05	LEVER (2ND AND 3RD)
4.035 ROD, Transmission Control					
55-63	Y (8 CYL.)	3723128	1	3.55	ROD, 1ST AND REV. (15 3/32 DEV. LENGTH)
68-70	Y	339743	1	4.35	ROD, 2ND AND 3RD
4.037 NUT-SPRING-SWIVEL, Transmission Control Rod					
62-68	Y	3840137	1	.31	NUT, CONT. ROD CLEVIS (7/16-20) (4.253)
53-57	Y	371704	AR	.35	SPRING, ANTI-RATTLE, CONT. ROD (COIL TYPE)
64-67	Y	477721	AR	2.20	SWIVEL, CONT ROD
4.052 CLIP-SWIVEL, Transmission Throttle Valve Control					
55-69	Y	3711177	AR	.58	CLIP, LWR AND UPR, FRT ROD (3.425)
65-67	Y	3700188	1	.55	CLIP, SPECIAL (3.425)
55-67	Y	3711199	AR	.58	SWIVEL, THROTTLE VLV CONT (USE W/1/4" ROD) (3.425)
4.054 BUSHING-ROD-SWITCH-SWIVEL, Transmission Safety Starting Switch					
69-70	Y	3954290	1	.35	BUSHING, CLU OPERATED NEU START SW
69-70	Y	3954299	1	2.70	ROD, CLU OPERATED NEU START SW
69-70	Y	1993495	1	18.30	SWITCH, CLU OPERATED NEU START
68-70	Y	348032	AR	1.80	SWIVEL, CONT ROD
4.070 BRACKET-RETAINER, Transmission Control Lock Cable					
69-70	Y	3949076	1	3.40	BRACKET
62-65	Y	516213	AR	.27	RETAINER, TO FRAME FRT ANCHOR
63-70	Y	516213	AR	.27	RETAINER, FRT AND RR
4.075 RELAY-SWITCH, Transmission Control Spark					
NOTE: SEE 2.408 GROUP FOR ELECTRICAL PARTS.					
70	Y	3961573	1	5.75	RELAY, CONT SPARK
70	Y	3961567	1	5.65	SWITCH, CONT SPARK
4.081 MEMBER -MOUNTING , Transmission Mounting					
NOTE 1: 3 3/4 BETWEEN CENTER LINES OF BOLT HOLES.					
53-62	Y	3706152	1	9.15	MEMBER (FORGED 3706152) (7.012)
63	Y	3870182	1	9.10	MOUNTING (DAUB OF ORANGE PAINT) (NOTE 1)
64-70	Y	3913498	1	8.95	MOUNTING, SUPT
4.083 BRACKET, Transmission Support					
68-70	Y	3913877	LH	3.90	BRACKET, C/MBR
68-70	Y	3913878	RH	3.90	BRACKET, C/MBR
4.085 SPACER, Transmission Mounting					
69	Y W/SIDE MT. EXH.	3949179	1	1.50	SPACER
4.103 CASE, Transmission Case					
66-70	Y	471707	1	164.00	CASE, W/MAGNET
4.104 VENTILATOR , Transmission Case					
58-68	Y	8640496	1	.93	VENTILATOR (5.387)
4.105 COVER-MAGNET KIT, Transmission Case					
70	Y	338287	1	29.75	COVER
55-64	Y	369122	1	6.80	MAGNET KIT, CASE CHIP COLLECTOR
4.109 GASKET, Transmission Cover					
55-65	Y	591513	1	.50	GASKET (FIBER)
66-70	Y	3858990	1	.65	GASKET
4.303 FORK, Transmission Gearshift					
55-56	Y (1ST DESIGN)	3845045	1	10.35	FORK, 1ST AND REV (LESS SHAFT) (HOLLOW DRILLED)
56-65	Y	3785217	1	5.40	FORK, 2ND AND 3RD (LESS SHAFT)
56-65	Y (2ND DESIGN)	3731918	1	11.60	FORK, 1ST AND REV (LESS SHAFT)
66-70	Y	3858997	AR	13.40	FORK, (1ST AND REV, 2ND AND 3RD)

3-SPEED MANUAL TRANSMISSION

4.309 SHAFT, Transmission Gearshift

NOTE 1: USE ONE AS 1ST AND REVERSE SHIFT SHAFT ASM. USE ONE AS 2ND AND 3RD SHIFT SHAFT ASM.

64-65	Y	3840454	1	20.30	SHAFT, W/PLT, 1ST AND REV
64-65	Y	3840456	1	22.45	SHAFT, W/PLT, 2ND AND 3RD
68-69	Y	3932234	2	10.55	SHAFT (NOTE 1)
70	Y	3952649	1	11.60	SHAFT, 2ND AND 3RD

4.311 CAM-PIN-SPRING, Transmission Shift Shaft Detent

66-70	Y	346399	AR	2.40	CAM, DETENT
66-70	Y	3831715	1	.39	PIN, DETENT CAM
56-65	Y	3737068	1		SPRING, CAM DETENT (SCISSORS TYPE) (1 1/8, 14 COILS)
66-69	Y	3831718	1	.38	SPRING, DETENT CAM

4.312 RING, Transmission Gear Shifter

53-56	Y	591779	2		RING, FORK RET
-------	---	--------	---	--	----------------

4.313 SEAL, Transmission Internal Selector Shaft

55-65	Y	3845164	2	.40	SEAL, O RING, RUBBER (7/16 I.D. X 17/32 O.D.)
66-70	Y	3844036	AR	.33	SEAL, SHIFTER SHAFT (ALL LOCATIONS)

4.317 EXTENSION, Transmission Extension

NOTE 1: ON MODELS PRIOR TO 1963, IT WILL BE NECESSARY TO USE SPEEDOMETER FITTING 3748533 IN GROUP 4.338.

63-65	Y	3855709	1	52.50	EXTENSION, W/BSHG (CAST 3707195) (NOTE 1)
66-70	Y	360002	1	67.25	EXTENSION

4.318 GASKET-SEAL, Transmission Rear Main Bearing

55-65	Y	3707172	1	.21	GASKET, EXT (5 HOLES 15/16" I.D.)
66-70	Y	3876752	1	.33	GASKET, EXT
55-63	Y (8 CYL.)	1243402	1		SEAL, EXT OIL
66-70	Y	1243402	1		SEAL, EXT OIL

4.319 BUSHING, Transmission Extension

55-70	Y	6260048	1	1.45	BUSHING, EXT (1 1/2 I.D. X 1 5/8 O.D.)
-------	---	---------	---	------	--

4.329 ADAPTER, Speedometer Driven Gear

NOTE: FOR MODEL APPLICATION, USE SPEEDOMETER GEAR CHART AT THE END OF THE TRANSMISSION SECTION.

53-70	Y	3890575	1	51.75	ADAPTER (STAMPED .8319)
53-70	Y	3925673	1	35.00	ADAPTER (STAMPED 1.1111-V)
53-70	Y	3932220	1	31.75	ADAPTER (STAMPED .7333A)

4.330 KEY, Speedometer Drive Adapter

53-65	Y	867209	1	2.58	KEY (ALSO INCLUDED W/ADAPTERS 1565811-12-13-14-1580273-3876)
-------	---	--------	---	------	---

4.337 GEAR, Speedometer Driven

NOTE: FOR USAGE APPLICATION, USE SPEEDOMETER GEAR CHART AT THE END OF GROUP 4.000.

56-60	Y W/3.70 AXLE	3708699	1	2.00	GEAR (22 TEETH) (NYLON) (SOLID GREEN)
56-60	Y W/4.11 AXLE	3708143	1	1.80	GEAR (24 TEETH) (NYLON) (SOLID YELLOW)
57-60	Y W/4.56 AXLE	3845071	1	8.25	GEAR (6.70 X 15, 15 X 5.50) (20 TEETH-STEEL)
61-66	Y W/3.08 AXLE	3987918	1	2.10	GEAR (6.70 X 15, 7.10 X 15, 7.75 X 15)
61-64	Y W/3.36 AXLE	3987920	1	2.00	GEAR (6.70 X 16)
61-64	Y W/3.70 AXLE	3860345	1	2.10	GEAR (6.70 X 15)
61-64	Y W/4.11 AXLE	3860347	1	2.20	GEAR (6.70 X 15)
63-64	Y W/3.55 AXLE	3860345	1	2.10	GEAR (6.70 X 15)
65	Y W/2.73	1359273	1	2.35	GEAR (7.75 X 15, 8.15 X 15) (BROWN-39 TEETH)
65-66	Y W/3.07 AXLE	3987918	1	2.10	GEAR (7.75 X 15)
65-66	Y W/3.36, 3.31 AXLE	3987920	1	2.00	GEAR (7.75 X 15, 8.15 X 15) (BLUE-20 TEETH)
65-66	Y W/3.55 AXLE	3860345	1	2.10	GEAR (7.75 X 15, 8.15 X 15)
65-66	Y W/4.10 AXLE	3860347	1	2.20	GEAR (7.75 X 15, 8.15 X 15) (YELLOW-24 TEETH)
67	Y W/2.73 AXLE	3987918	1	2.10	GEAR (8.15 X 15, 8.45 X 15) (BROWN-18 TEETH)
67	Y W/2.73 AXLE	3987919	1	2.00	GEAR (NATURAL-19 TEETH)
67	Y W/3.07 AXLE	3987918	1	2.10	GEAR (8.15 X 15, 8.45 X 15, 6.70 X 15)
67	Y W/3.07, 3.08 AXLE	3987919	1	2.00	GEAR (7.75 X 15)

3-SPEED MANUAL TRANSMISSION

4.337 GEAR, Speedometer Driven (Con't)

67	Y W/3.08 AXLE	3987918	1	2.10	GEAR (8.15 X 15, 8.45 X 15)
67	Y W/3.31 AXLE	3987919	1	2.00	GEAR (8.45 X 15)
67	Y W/3.31 AXLE	3987920	1	2.00	GEAR (8.15 X 15)
67	Y W/3.36 AXLE	3987920	1	2.00	GEAR (8.15 X 15, 7.75 X 15, 8.45 X 15)
67	Y W/3.55 AXLE	3860345	1	2.10	GEAR (7.75 X 15, 8.15 X 15, 8.45 X 15)
67	Y W/3.70 AXLE	3860345	1	2.10	GEAR (7.75 X 15, 8.45 X 15)
67	Y W/3.73 AXLE	3860345	1	2.10	GEAR (8.15 X 15, 8.45 X 15) (GREEN-22 TEETH)
67	Y W/3.73 AXLE	3860346	1	1.84	GEAR (BLACK-23 TEETH)
67	Y W/4.10 AXLE	3860347	1	2.20	GEAR (8.15 X 15, 8.45 X 15)
67	Y W/4.10 AXLE	3860348	1	2.10	GEAR (7.75 X 15) (25 TEETH-ORANGE)

4.338 FITTING-RETAINER-SEAL-SLEEVE, Speedometer Driven Gear

61-70	Y	3869914	1	5.25	FITTING, W/SEAL
55-70	Y (EXC. P/TRAC.)	3708148	1	.32	RETAINER, GEAR FITTING (9/16" I.D.)
55-70	Y	6264903	1	.36	SEAL, GEAR FITTING O RING, HOLE PLUG (11/16 I.D.)
68	Y W/P/TRAC.	1362294	1	8.55	SLEEVE, W/SEAL

4.342 CABLE-CABLE KIT, Transmission to Speedometer

NOTE 1: FOR MODELS REQUIRING MAXIMUM LENGTH OF 70", CUT TO REQUIRED LENGTH.

NOTE 2: FOR MODELS REQUIRING LENGTH OF 81" TO 145", CUT TO REQUIRED LENGTH.

53-70	Y	6480250	1	N.L.	CABLE, W/CASING (1426.5 MM)
53-70	Y	6480251	1		CABLE, W/CASING (SCREW ON) (60" TO 64")
53-70	Y	6480254	1	N.L.	CABLE, W/CASING (2025.0MM)
53-70	Y	6480373	1	N.L.	CABLE, W/CASING (SCREW ON) (56" TO 60")
55-57	Y (8 CYL.) (EXC. F.I. W/H.I. CAM)	6478121	1	8.05	CABLE, W/CASING (SCREW ON) (40" CASING)
65-66	Y	6480249	1	N.L.	CABLE, W/CASING (1525MM)
65-69	Y	6480374	1	N.L.	CABLE, W/CASING (68" CASING)
65-70	Y	6480375	1	21.82	CABLE, W/CASING (92 1/2")
68-70	Y	6478071	1	4.10	CABLE (LESS CASING) LWR FLEX
68-70	Y	6480241	1	N.L.	CABLE, W/CASING LWR FLEX (600MM)
69-70	Y	6480230	1	N.L.	CABLE, W/CASING (41" TO 44")
53-70	Y	6477499	1	N.L.	CABLE KIT (LESS CASING)(70" LONG) (NOTE 1)
53-70	Y	6478825	1	9.38	CABLE KIT (LESS CASING) (NOTE 2)

4.343 GEAR, Speedometer Drive

55-62	Y W/3.08, 3.55 AXLE RATIO	3708144	1	3.85	GEAR (8.45 X 15) (8 TEETH)
56	Y (EXC. 3.27 AXLE RATIO)	3708145	1	6.05	GEAR (7.75 X 15 TIRES)
57-58	Y (EXC. 4.56 AXLE RATIO)	3708145	1	6.05	GEAR (7.75 X 15 TIRES)
57-58	Y W/3.70, 4.11 AXLE RATIO	3708144	1	3.85	GEAR (8.45 X 15) (8 TEETH)
59-62	Y W/3.55 RATIO	3708145	1	6.05	GEAR (7.75 X 15 TIRES)
63-65	Y W/3.08, 3.36 AXLE	3708144	1	3.85	GEAR (8.45 X 15) (8 TEETH)
66-67	Y W/3.07, 3.08, 3.31, 3.36, 3.55, 3.70 AXLE	3708144	1	3.85	GEAR (8.45 X 15) (8 TEETH)
66-67	Y W/3.31, 3.36, 3.55, 3.70, 3.73 AXLE	3708145	1	6.05	GEAR (7.75 X 15 TIRES)
66-67	Y W/3.55, 3.70, 3.73, 4.10, 4.89 AXLE	3708145	1	6.05	GEAR (7.75 X 15 TIRES)
66-67	Y W/3.70, 3.73, 4.10, 4.89 AXLE	3708145	1	6.05	GEAR (8.15 X 15 TIRES)
66-67	Y W/3.73, 4.10, 4.89 AXLE	3708145	1	6.05	GEAR (8.45 X 15 TIRES)

4.351 GEAR, Transmission Main Drive (Clutch)

66-70	Y	3859035	1	56.50	GEAR (19 TEETH)
-------	---	---------	---	-------	-----------------

4.352 ROLLER, Transmission Mainshaft Front Pilot to Main Drive Gear

53-65	Y	435844	14	.31	ROLLER, FRT PILOT BRG (3/16" DIA. X 33/64")
53-65	Y	7450247	24	.31	ROLLER, RR BRG (1/8" DIA. X 1/2")
66-70	Y	3743449	AR	.51	ROLLER (7/16 DIA. X 5/8)

4.353 SPACER, Transmission Mainshaft Front Pilot to Main Drive Gear

53-65	Y	591851	1	.31	SPACER, FRT ROLLER (11/16 I.D. X 1 O.D. X 7/64 THK)
53-65	Y	591852	1	.31	SPACER, RR ROLLER (7/8 I.D. X 11/16 O.D. X 7/64 THK)

3-SPEED MANUAL TRANSMISSION

4.354 SEAL, Transmission Main Drive Gear Bearing					
66-70	Y	3987936	1	3.05	SEAL, RET OIL (1 1/4 I.D. X 1 3/4 O.D. X 17/32 THK.-S TEEL)
4.355 BEARING, Transmission Main Drive Gear					
55-79	Y	907930	1	43.92	BEARING, W/SNAP RING (SINGLE ROW) (ND47207)
68-70	Y	907929	1	N.L.	BEARING, W/SNAP RING (SINGLE ROW) (ND47507-51773A)
4.356 NUT -RETAINER , Transmission Main Drive Gear Bearing					
53-65	Y	591150	1	5.15	NUT (1 3/8-12 L.H. THREAD)
58-62	Y	3741458	1	13.20	RETAINER (CAST 3741458) (4 11/16 O.D. X 3 3/16 O.L.)
63	Y	604932	1	11.80	RETAINER (4 3/16 O.D. X 3 3/16, W/4 HOLES 5/16 DIA.)
64-65	Y	3741458	1	13.20	RETAINER (CAST 3741458) (4 11/16 O.D. X 3 3/16 O.L.)
66-70	Y	3859032	1	15.25	RETAINER (4 3/4 O.D. X 3 1/4 O.L.)
4.358 GASKET, Transmission Main Drive Gear Bearing Retainer					
63-65	Y	591022	1	.36	GASKET (11/32 DIA.)
66-70	Y	3916113	1	.65	GASKET
4.376 RING, Transmission Main Drive Gear Bearing					
53-70	Y	590849	1	.65	RING, LOCATING (2 11/16 I.D. X 2 23/32 O.D. X 1/16 TH K.)
66-70	Y	3709351	AR	.40	RING, RET(.087 THK)
4.380 CLUTCH-SYNCHRONIZER, Transmission Synchronizing					
55-63	Y	3774720	1	91.75	CLUTCH, W/SYN, 2ND AND 3RD
64-65	Y	3848090	1	87.00	CLUTCH, W/SYN, 2ND AND 3RD
66-70	Y	3924766	1	70.00	SYNCHRONIZER, 1ST AND 2ND
4.383 RETAINER -RING, Transmission Synchronizing					
55-65	Y	3845202	2	.45	RETAINER (2 3/32" I.D.)
55-65	Y	3845039	2	8.80	RING (2 3/32" O.D. AT SMALL END)
66-70	Y	3859027	AR	N.L.	RING, BLOCKING
4.384 KEY-RING, Transmission Synchronizing					
66-70	Y	3871250	6	1.05	KEY, ALL CLUTCH
66-70	Y	3859025	2	.40	RING, ALL CLUTCH HUB RET
4.395 GEAR, Transmission Second Speed					
64-65	Y	3834224	1	51.00	GEAR, W/ENERGIZING SPRING
66-70	Y	3859019	1	45.75	GEAR (24 TEETH)
4.398 WASHER , Transmission Shaft and 2nd Speed Gear Thrust					
55-65	Y	3736753	1		WASHER (1 3/16 I.D. X 1 25/32 O.D. X 3/16 THICK-STEEL)
4.403 SHAFT, Transmission Main					
66-70	Y	468253	1	72.50	SHAFT
4.408 BEARING, Transmission Rear					
55-70	Y	907765	1	46.66	BEARING (ND47306-1961A)
4.412 RING-SPRING, Transmission Rear Bearing and Mainshaft					
NOTE 1: USE SELECTIVELY TO OBTAIN MINIMUM END PLAY.					
55-70	Y	3707174	1	.66	RING, RET (2 11/16" I.D.)
55-70	Y	3707189	1	.40	RING, SNAP (.089-.091 THICK) (NOTE 1)
66	Y	3911967	1	1.00	SPRING, 1ST AND REV, 2ND AND 3RD
4.413 SPRING, Transmission Synchronizing					
55-65	Y	3737448	2		SPRING, ENERGIZING
66-70	Y	368055	4	.62	SPRING, 1ST AND REV, 2ND AND 3RD
4.417 GEAR, Transmission 1st and Reverse Sliding					
55-63	Y	3725646	1	39.50	GEAR, 1ST AND REV (29T-16 SPLINE)
64-65	Y	3848091	1	39.50	GEAR, 1ST AND REV
66-70	Y	3859014	1	44.75	GEAR, 1ST SPEED
66-70	Y	3859015	1	44.75	GEAR, REV
4.419 WASHER, Transmission Reverse Gear Thrust					
66-70	Y	3869940	1	.73	WASHER, REV THRUST (1 3/16 I.D. X 2 13/32 O.D.)

3-SPEED MANUAL TRANSMISSION

4.419 WASHER, Transmission Reverse Gear Thrust (Con't)

66-70	Y	3884595	1	.40	WASHER, REV THRUST (1 7/32 I.D. X 1 27/32 O.D.)(WAVEY)
-------	---	-------	---------	---	-----	--

4.421 GEAR, Transmission Countershaft

66-70	Y	3859036	1	80.75	GEAR (25 TEETH)
-------	---	-------	---------	---	-------	-----------------------

4.422 ROLLER, Transmission Countershaft Gear

53-70	Y	435847	AR	.28	ROLLER, BRG (1/4" DIA. X 3/4" O.L.) (NOT USED W/BUSHED TYPE COUNTERGEAR)
-------	---	-------	--------	----	-----	--

4.423 WASHER, Transmission Countergear Bearing

NOTE 1: WHEN USING IN PLACE OF STEEL WASHER, 3737814 WASHER MUST BE USED ON NEEDLE BEARING SIDE.

54-63	Y	3740819	AR	1.30	WASHER (1 5/8" O.D.) (BRONZE) (NOTE 1)
66-70	Y	3859006	2	.53	WASHER, BRG (31/64 I.D. X 1 15/64 O.D.)
66-70	Y	3890565	2	1.50	WASHER, THRUST (1 1/64 I.D. X 1 3/8 O.D.)

4.428 SHAFT, Transmission Countergear

54-65	Y	3707179	1	11.60	SHAFT (7/8 DIA X 7 1/8 O.L.)(FOR USE ONLY W/NEEDLE TYPE COUNTERGEAR)
66-70	Y	3859005	1	15.55	SHAFT (6 1/4 DIA. X 9 19/32 O.L.)

4.430 GEAR, Transmission Reverse Idler

NOTE 1: THIS PART IS USED ON PAST MODELS WITH 15 OR 16 TEETH.

53-57	Y	3830211	1	49.00	GEAR (NOTE 1)
64	Y	3834233	1	50.25	GEAR, W/BSHG
66-70	Y	3859007	1	35.75	GEAR

4.431 ROLLER, Transmission Reverse Idler Shaft

58-65	Y	9421574	40	ROLLER, BRG
-------	---	-------	---------	----	-------------------

4.433 SHAFT, Transmission Reverse Idler

53-62	Y	3820058	1	8.45	SHAFT, W/OIL FLAT, USE W/BSHG
-------	---	-------	---------	---	------	-------------------------------------

4.435 PIN, Transmission Reverse Idler Shaft

53-65	Y	590832	1	.30	PIN, LK (1/4" TAPERED X 11/16" LENGTH)
-------	---	-------	--------	---	-----	--

4.437 BEARING-WASHER, Transmission Reverse Idler Gear Thrust

59-65	Y	457202	1	2.25	BEARING, RR (TORRINGTON FA 10077) ..
53-63	Y	591091	2	.36	WASHER, FRT (49/64 I.D.-4 NOTCHES X 1 1/4 O.D. X 1/32 THICK)
58-63	Y	3746442	1	.36	WASHER, RR
64	Y	591091	2	.36	WASHER, FRT (49/64 I.D.-4 NOTCHES X 1 1/4 O.D. X 1/32 THICK)

4-SPEED MANUAL TRANSMISSION

4.003 TRANSMISSION , Manual (4 Speed)

NOTE 1: 1979 1ST DESIGN MUNCIE, 1979 2ND DESIGN WARNER.

73-78	Y (M21)	14016305	1	870.00	TRANSMISSION (WARNER)
73-77	Y W/WARNER (CLOSE RATIO) (3.55 AXLE)	369182	1	1018.00	TRANSMISSION (WARNER)
74-76	Y (CLOSE RATIO) (2ND DESIGN) , (2.73 AXLE RATIO)	465244	1	1018.00	TRANSMISSION (WARNER)
74-76	Y (EXC. CLOSE RATIO) (2ND DESIGN) , (2.73 AXLE RATIO)	474060	1	1018.00	TRANSMISSION (WARNER)
75-77	Y W/WARNER (EXC. CLOSE RATIO) (3.55 AXLE)	361657	1	1018.00	TRANSMISSION (WARNER)
77	Y (M20) W/3.08 RATIO	474060	1	1018.00	TRANSMISSION
78	Y (M20) (EXC. SP. H/PER.)	468233	1	807.00	TRANSMISSION (MUNCIE)
78	Y (M20) W/SP. H/PER.	465243	1	1018.00	TRANSMISSION (WARNER)
79	Y (M20) (EXC. SP. H/PER.) (2ND DESIGN)	14000360	1	1018.00	TRANSMISSION (CODE UH) (NOTE 1)
79	Y (M20) (EXC. SP. H/PER.) (1ST DESIGN)	14002421	1	807.00	TRANSMISSION (MUNCIE) (NOTE 1)
79	Y (M20) W/SP. H/PER.	14000360	1	1018.00	TRANSMISSION (CODE UH)
80	Y (M18)	14020828	1	1018.00	TRANSMISSION (CODE ZJ)
81	Y (M18)	14030831	1	1018.00	TRANSMISSION (CODE CC)

4.004 LEVER, Transmission Control

NOTE 1: CONTAINS A BRACKET WITHOUT A SPRING.

NOTE 2: USE WITH WARNER BUILT TRANSMISSION.

NOTE 3: USE WITH CHEVROLET BUILT TRANSMISSION.

64-76	Y	3960609	1	124.00	LEVER, W/BRACKET (NOTE 1,,,2)
77-81	Y	378184	1	152.00	LEVER, W/BRACKET (NOTE 1,,,3)

4.005 GASKET KIT, Transmission Overhaul

NOTE 1: CONSISTS OF 1-TRANS. COVER GASKET, 1-CLUTCH GEAR BRG. RET. GASKET, 1-FRONT, 1-REAR TRANS. REAR BRG. RET., 3-"O" RING SEALS, 1-OIL SEAL ASM.

NOTE 2: CONSISTS OF (1 EACH) GASKET REAR BEARING RETAINER FRONT, AND REAR, TRANS. COVER, CLUTCH GEAR BEARING RETAINER, AND (1) "O" RING SEAL.

NOTE 3: CONSISTS OF (1 EACH) GASKET BEARING RETAINER FRONT, AND REAR, TRANS. COVER, CLUTCH GEAR BEARING RETAINER.

57-63	Y	3840376	1	13.95	GASKET KIT (NOTE 1)
63-72	Y W/MUNCIE	3917763	1	N.L.	GASKET KIT (NOTE 2)
74-80	Y W/WARNER	3960199	1	5.80	GASKET KIT (NOTE 3)
75-79	Y (M20)	3886338	1	2.00	GASKET KIT, W/SEALS

4.006 HANDLE-KNOB -LEVER, Transmission Control Lever

NOTE 1: IT MAY BE NECESSARY TO ENLARGE THE CABLE HOLE IN THE REVERSE RELEASE HANDLE TO 3/32 DIA.

NOTE 2: ON 4-SPD. TRANS. ASSEMBLIES, IT MAY BE NECESSARY TO USE LEVER ASM. 3863363 W/A THREAD LENGTH OF 5/64.

59-63	Y	3760085	1	34.00	HANDLE, W/CABLE, REV
68-76	Y	3921642	1	7.90	HANDLE, CONT REV REL
77-81	Y	378187	1	10.30	HANDLE, CONT REV REL
57-63	Y	390768	1	4.40	KNOB (BLACK BAKELITE)
64-81	Y	3857160	1	8.55	KNOB, CONT LVR (CHROME) (NOTE 2)
68-76	Y	3921638	1	63.25	LEVER, CONT
77-81	Y	378185	1	63.25	LEVER

4.008 PIN-SPRING, Transmission Control

64-74	Y	3845746	1	1.15	PIN, CONT LVR, LWR
64-81	Y	3859759	1	.77	PIN, LVR REV (1/4 I.D. X 45/64 O.L.)
68-76	Y	3921634	1	.38	PIN, 1ST AND 2ND
78	Y	365561	AR	3.50	PIN, CLEVIS
68-75	Y	3921641	1	.55	SPRING, REV REL RTN
76-81	Y	371757	1	.67	SPRING, REV REL RTN
81	Y	14030192	1	4.20	SPRING, TRAN CONT LVR

4.010 BRACKET-BRACKET KIT-HOUSING-SHROUD-SUPPORT, Transmission Control Lever

NOTE: FOR FLOOR SHIFT MODELS NOT USING STRG. COLUMN SHIFT LEVER HOUSING, SEE GROUP 6.518 FOR EQUIVALENT PART, LISTED AS A COVER, JACKET, HOUSING, ETC.

66-67	Y	3888263	1	7.30	BRACKET, CONT LVR AND BRKT ADAP
64-81	Y	3936246	1	18.45	BRACKET KIT, CONT LVR
69-70	Y (EXC. T.W., TEL. WHL.)	7811390	1	26.75	HOUSING, STRG COL TRANS CONT LK TUBE
71-73	Y (EXC. T.W., TEL. WHL.)	7812064	1	28.25	HOUSING, STRG COL GEARSHIFT LVR
77	Y (EXC. T&T WHL.)	7827227	1	14.80	SHROUD, HSG
77	Y (EXC. T&T WHL.)	7827228	1	14.80	SHROUD
78	Y (EXC. T&T WHL.)	7833436	1	13.65	SHROUD, STRG COL GLS BOWL
81	Y	7830644	1	19.35	SHROUD, STRG COL HSG

4-SPEED MANUAL TRANSMISSION

4.010 BRACKET-BRACKET KIT-HOUSING-SHROUD-SUPPORT, Transmission Control Lever (Con't)

68-79	Y	334943	1	11.25	SUPPORT, CONT LVR AND BRKT
80-81	Y	475336	1	8.25	SUPPORT, CONT LVR AND BRKT

4.012 SCREW-WASHER, Transmission Control Lever

64-65	Y	3846849	3	.45	SCREW, CONT LVR AND BRKT ADAP (3/8"-16 X 7/8")
69-70	Y (EXC. T.W., TEL. WHL.)	7804407	1	.51	SCREW, STRG COL SHIFT LVR DETENT PLT
71-77	Y	7804407	1	.51	SCREW, STRG COL SHIFT LVR DETENT PLT
77-82	Y W/T&T WHL.	7800639	1	.51	SCREW, STRG COL SHIFT LVR DETENT PLT
80-81	Y	475335	3	.51	SCREW, CONT LVR AND BRKT SUPT
67-79	Y (EXC. T&T WHL.)	7800580	1	.66	WASHER, STRG SHAFT UPR RET RING THRUST
69-77	Y (EXC. T.W., TEL. WHL.)	7804447	1	1.15	WASHER, STRG COL SHIFT LVR HSG BRG WAVE
69-73	Y W/T.W., TEL. WHL.	3884595	1	.40	WASHER, STRG COL SUPT WAVE
69-75	Y W/T.W., TEL. WHL.	3886319	1	.71	WASHER, STRG COL SUPT THRUST

4.015 BOOT-PLATE-SEAL, Transmission Control Lever

NOTE 1: USED WITH VINYL RING IN CARPET.

68-81	Y	3919731	1	8.60	BOOT, CONT LVR LWR
68-76	Y	3977797	1	16.10	BOOT, CONT LVR UPR
77-82	Y	458352	1	26.00	BOOT, CONT LVR UPR
68-75	Y	3922318	1	2.60	PLATE, CONT LVR LWR BOOT TAPPING
57-58	Y	3751130	1	3.70	SEAL, CONT LVR
59-62	Y	3757866	1	3.45	SEAL, CONT LVR (BLACK RUBBER)
63	Y	3822947	1	8.50	SEAL, CONT CVR
64-67	Y	3866183	1	6.40	SEAL, CONT LVR (NOTE 1)

4.017 DECAL-INSERT-PLATE-PLATE UNIT, Transmission Control Lever Trim

NOTE 1: IT MAY BE NECESSARY TO DRILL (2) .18 INCH HOLES IN RR CORNERS FOR ATTACHMENT & PLUG 2 EXISTING HOLES AT LETTERING LOCATION.

NOTE 2: IT MAY BE NECESSARY TO CUT AND TAP A HOLE IN THE PLATE WHEN USED ON ELECTRIC WINDOW MODELS.

75-76	Y (EXC. SP. H/PER.)	367673	1	2.75	DECAL, TUN FRT CNSL TR PLT
75-76	Y W/SP. H/PER.	367671	1	2.75	DECAL, TUN FRT CNSL TR PLT
70-71	Y (EXC. A.C.)	3964123	1	26.00	INSERT, CNSL TR PLT
70-71	Y W/A.C.	3964126	1	26.00	INSERT, CNSL TR PLT
72-75	Y (EXC. A.C.)	333517	1	26.00	INSERT, CNSL TR PLT
72-75	Y W/A.C.	333518	1	26.00	INSERT, CNSL TR PLT
57-58	Y	3728940	1	7.55	PLATE, LVR AND ASH TRAY TR
59-62	Y	3757865	1	7.55	PLATE, LVR AND ASH TRAY TR
68-71	Y (EXC. A.C.)	6260510	1	29.50	PLATE, TUN FRT CNSL TR (NOTE 1,,2)
69	Y (350) (EXC. H/PER., SP. H/PER.)	3958741	1	3.60	PLATE, CNSL TR, ENG SPEC (300 HP.)
69-71	Y (350) W/H/PER.	3958744	1	1.90	PLATE, CNSL TR, ENG SPEC (350 HP.)
69	Y (427) W/3/2BC, H/PER.	3958743	1	2.05	PLATE, CNSL TR, ENG SPEC (400 HP.)
69	Y (427) W/SP. H/PER.	3958745	1	1.90	PLATE, CNSL TR, ENG SPEC (435 HP.)
69	Y (427) W/ALUMINUM HEAD	3958746	1	1.90	PLATE, CNSL TR, ENG SPEC (ZL1)
69-71	Y W/A.C.	6260514	1	35.00	PLATE, TUN FRT CNSL TR (NOTE 1)
70	Y (350) W/SP. H/PER.	3958719	1	2.05	PLATE, CNSL TR, ENG SPEC (370 HP.)
71	Y (350) (EXC. SP. H/PER.)	3995090	1	1.90	PLATE, CNSL TR, ENG SPEC (270 HP.)
71	Y (350) W/SP. H/PER.	3995091	1	1.90	PLATE, CNSL TR, ENG SPEC (330 HP.)
71	Y (454) W/H/PER.	3995089	1	2.60	PLATE, CNSL TR, ENG SPEC (365 HP.)
72-76	Y (EXC. A.C.)	3996818	1	31.00	PLATE, TUN FRT CNSL TR
72-76	Y W/A.C.	3996821	1	41.00	PLATE, TUN FRT CNSL TR
77-80	Y W/A.T. (M33, M38, MV4)	14002388	1	16.25	PLATE, U/B TUN FRT CNSL TR
78-79	Y W/M.T. (M18, M20, M21)	14048433	1	15.95	PLATE, U/B TUN FRT CNSL TR
81	Y	14033539	1	15.95	PLATE, U/B TUN FRT CNSL TR
80-81	Y	14058940	1		PLATE UNIT, U/B TUNNEL FRT CNSL TRIM

4.020 PLATE, Transmission Control Selector

57-62	Y	3742510	1	2.00	PLATE
63-67	Y	3823432	1	2.80	PLATE
68-76	Y	3918589	1	3.55	PLATE
77-81	Y	461138	1	3.80	PLATE

4.025 SHAFT-TUBE, Transmission Gearshift Control Shifter

64-81	Y	3841490	AR	4.35	SHAFT, CONT LVR
69-76	Y W/T.W., TEL. WHL.	7805702	1	78.25	TUBE, STRG COL TRANS CONT LK

4-SPEED MANUAL TRANSMISSION

4.027 GATE-INTERLOCK-RETAINER-RING-SEAL-SPRING-WASHER, Transmission Gearshift Shaft

71-79	Y	W/T.W., TEL. WHL.	7811592	1	3.40	GATE, STRG COL GEARSHIFT LVR
64-81	Y		3846845	1	2.25	INTERLOCK, CONT REV LVR
64-81	Y		3841725	1	.80	RETAINER, CONT SHIFTER LVR SHAFT
69-79	Y	W/T.W., TEL. WHL.	7804907	1	.94	RING, SUPT AND SHIFT TUBE RET
76-79	Y		5696537	2	2.20	SEAL, SHIFT LVR SHF OIL (6.525)
71-79	Y	(EXC. T.W., TEL. WHL.)	7810567	1	2.00	SPRING, STRG COL TUBE RTN LWR
69-78	Y	(EXC. T.W., TEL. WHL.)	7832112	1	.90	WASHER, SHIFT TUBE THRUST

4.030 BRACKET-LEVER, Transmission Gearshift Shaft

64-81	Y		3846844	1	8.60	BRACKET, CONT SHIFTER LVR
64-81	Y		3841487	1	7.20	LEVER, CONT SHAFT REV
64-81	Y		3841488	1	8.70	LEVER, CONT SHAFT (1ST AND 2ND)
64-81	Y		3850111	1	6.05	LEVER, CONT SHAFT (3RD AND 4TH)

4.032 BOLT, Transmission Control

78	Y		336978	3	.40	BOLT, SHFT SHAFT LVR (4.790)
----	---	--	--------	---	-----	------------------------------

4.035 ROD, Transmission Control

NOTE 1: 1979 1ST DESIGN MUNCIE, 1979 2ND DESIGN WARNER.

64-67	Y		3846853	1	3.80	ROD, REV
65-67	Y		3888265	1	6.25	ROD, 3RD AND 4TH
65-67	Y		3900986	1	11.00	ROD, 1ST AND 2ND
68-76	Y		339743	1	4.35	ROD, 3RD AND 4TH
68-73	Y		3921659	1	3.20	ROD, REV CONT
74-77	Y		339742	1	2.65	ROD, 1ST AND 2ND
74-77	Y		339745	1	2.70	ROD, REV CONT
77-81	Y	(M18, M20, M21)	378177	1	6.25	ROD, 3RD AND 4TH
77-81	Y	(M18, M20, M21)	378178	1	6.65	ROD, 1ST AND 2ND
78-79	Y	(EXC. SP. H/PER.) (1ST DESIGN)	378179	1	6.25	ROD, REV CONT (NOTE 1)
78-79	Y	W/SP. H/PER.	339745	1	2.70	ROD, REV CONT
79	Y	(EXC. SP. H/PER.) (2ND DESIGN)	339745	1	2.70	ROD, REV CONT (NOTE 1)
80-81	Y	(M18)	339745	1	2.70	ROD, REV CONT

4.037 BUSHING-CLEVIS-GROMMET-NUT-RETAINER-SLEEVE KIT-SPRING-SWIVEL, Transmission Control Rod To Lever

74-81	Y		382102	1	.31	BUSHING, ROD TO LVR
75-76	Y		348033	1	4.20	CLEVIS
75	Y		1234418	1	1.20	GROMMET, CONT SHAFT LVR
62-81	Y	(M18, M20, M21)	3840137	1	.31	NUT, CONT ROD CLEVIS (7/16-20) (4.253)
73-81	Y		3749084	AR	.45	RETAINER, CONT ROD OR CLU PUSH ROD
78-81	Y	W/A.C.	1394293	4	.53	SLEEVE KIT, W/BUSH, A.C. CNDSR
57	Y		371704	AR	.35	SPRING, ANTI-RATTLE, CONT ROD (COIL TYPE)
64-70	Y		477721	AR	2.20	SWIVEL, CONT ROD REV
77-81	Y		378180	1	2.05	SWIVEL, CONT ROD

4.045 LEVER, Transmission Control

NOTE 1: 1979 1ST DESIGN MUNCIE, 1979 2ND DESIGN WARNER.

64	Y		3846889	1	2.70	LEVER, 1ST AND 2ND
65-67	Y		3864403	1	3.80	LEVER, 3RD AND 4TH
68	Y		3920730	2	3.20	LEVER, 1ST, 2ND, 3RD AND 4TH
69-73	Y		3949199	1	1.85	LEVER, 1ST AND 2ND, 3RD AND 4TH
69-73	Y		3960379	1	3.90	LEVER, REV
74-76	Y		339741	1	1.85	LEVER, 1ST AND 2ND, 3RD AND 4TH
74-77	Y	W/H/PER.	339744	1	2.75	LEVER, REV
77	Y	(M20, M21)	378203	1	1.85	LEVER, 1ST AND 2ND
77	Y	(M20, M21)	378204	1	1.85	LEVER, 3RD AND 4TH
77	Y	(M20, M21)	378205	1	2.35	LEVER, REV
78-79	Y	(M20) (EXC. SP. H/PER.) (1ST DESIGN)	378181	1	1.70	LEVER, 3RD AND 4TH (NOTE 1)
78-79	Y	(M20) (EXC. SP. H/PER.) (1ST DESIGN)	378182	1	1.70	LEVER, 1ST AND 2ND (NOTE 1)
78-79	Y	(M20) (EXC. SP. H/PER.) (1ST DESIGN)	378183	1	2.45	LEVER, REV (NOTE 1)
78-79	Y	(M20, M21) W/SP. H/PER.	378203	1	1.85	LEVER, 1ST AND 2ND
78-79	Y	(M20, M21) W/SP. H/PER.	378204	1	1.85	LEVER, 3RD AND 4TH
78-79	Y	(M20, M21) W/SP. H/PER.	378205	1	2.35	LEVER, REV
79	Y	(M20) (EXC. SP. H/PER.) (2ND DESIGN)	378203	1	1.85	LEVER, 1ST AND 2ND (NOTE 1)

4-SPEED MANUAL TRANSMISSION

4.045 LEVER, Transmission Control (Con't)

79	Y (M20) (EXC. SP. H/PER.) (2ND DESIGN)	378204	1	1.85	LEVER, 3RD AND 4TH (NOTE 1)
79	Y (M20) (EXC. SP. H/PER.) (2ND DESIGN)	378205	1	2.35	LEVER, REV (NOTE 1)
80-81	Y (M18)	378203	1	1.85	LEVER, 1ST AND 2ND
80-81	Y (M18)	378204	1	1.85	LEVER, 3RD AND 4TH
80-81	Y (M18)	378205	1	2.35	LEVER, REV

4.052 CLIP-SWIVEL, Transmission Throttle Valve Control

57-69	Y	3711177	AR	.58	CLIP, LWR AND UPR, FRT ROD (3.425) ...
65-67	Y	3700188	1	.55	CLIP, SPECIAL (3.425)
57-67	Y	3711199	AR	.58	SWIVEL (USE W/1/4" ROD) (3.425)

4.054 BUSHING-ROD-SHIELD-SWITCH-SWIVEL-WIRE, Transmission Safety Starting Switch

NOTE 1: ANTI-THEFT SWITCH MOUNTED IN FENDER.

NOTE 2: ANTI-THEFT SWITCH MOUNTED IN SIDE DOOR LOCK.

69-79	Y	3954290	2	.35	BUSHING, CLU OPER NEU START SW ...
69-81	Y	3954299	1	2.70	ROD, CLU OPER NEU START SW
64-74	Y	3706355	1	.54	SHIELD, SW
69-81	Y	1993495	1	18.30	SWITCH, CLU OPER NEU START
65-67	Y	348032	1	1.80	SWIVEL, CONT 3RD AND 4TH
65-67	Y W/H.D. 4-SPD.	348032	1	1.80	SWIVEL, CONT ROD
68-76	Y	348032	AR	1.80	SWIVEL, CONT ROD
74-77	Y (1ST DESIGN)	6297662	1	8.65	WIRE, NEU SAF SW (NOTE 1)
77-78	Y (2ND DESIGN)	12005383	1	31.25	WIRE, NEU SW AND B/U LP JPR (NOTE 2)

4.070 BRACKET-CABLE -CLIP-RETAINER, Transmission Control Lock Cable

69-73	Y	3960696	1	.74	BRACKET
74-75	Y	339746	1	.67	BRACKET
77-82	Y	3949076	1	3.40	BRACKET, STRG COL LWR MT
69-75	Y	3949074	1	17.85	CABLE (30 15/16")
69-75	Y	3960620	1	.69	CLIP
62-65	Y	516213	AR	.27	RETAINER (TO FRAME FRT ANCHOR)
63-71	Y	516213	AR	.27	RETAINER, FRT AND RR (4.785)

4.075 RELAY-SWITCH, Transmission Control Spark

70	Y	3961573	1	5.75	RELAY, CONT SPARK
71	Y	3990842	1	4.90	RELAY, CONT SW REV
71	Y	3990843	1	5.95	RELAY, CONT SW DELAY
72-75	Y	3961573	1	5.75	RELAY, SEAT BELT WRNG AND PARK BRK
72	Y	3996297	1	7.40	RELAY, CONT VAC ADVANCE DELAY
73-74	Y	6270698	1	4.10	RELAY, CONT SPARK DELAY
70-71	Y	3961567	1	5.65	SWITCH, CONT SPARK
72-74	Y	3996286	1	5.40	SWITCH, CONT SPARK

4.081 MEMBER -MOUNT, Transmission Mounting

NOTE 1: 3 3/4 BETWEEN CENTER LINES OF BOLT HOLES.

57-62	Y	3706152	1	9.15	MEMBER (FORGED 3706152) (7.012)
63	Y	3870182	1	9.10	MOUNT (DAUB OF ORANGE PAINT) (NOTE 1)
64-81	Y	3913498	1	8.95	MOUNT

4.083 BRACKET, Transmission Mounting

62	Y	3813335	1	7.15	BRACKET, SUPT
68-79	Y	3913877	LH	3.90	BRACKET, C/MBR
68-79	Y	3913878	RH	3.90	BRACKET, C/MBR
74-79	Y	3913882	1	6.10	BRACKET, SUPT (0.029)

4.085 BOLT-SPACER, Transmission Mount and Support

53-79	Y	454467	AR	.73	BOLT, HEX (3/8-16 X 1-3/4 300M)
64-79	Y	1254879	AR	.50	BOLT, HEX (M10 X 1.5 X 50 GRD 9.8 PC)
69	Y W/SIDE MTD EXH.	3949179	1	1.50	SPACER, MT

4.103 CASE-SEAL, Transmission Case

64-65	Y W/4-SPD. (EXC. H.D.)	3851324	1	146.00	CASE, W/PLUGS
65	Y W/H.D. 4-SPD.	3925659	1	162.00	CASE, W/PLUGS
66-74	Y W/MUNCIE	3925659	1	162.00	CASE, W/PLUGS
74-79	Y (M20, M21) W/SP H/PER ...	6260710	1	192.00	CASE
77-79	Y (M20) (EXC. SP. H/PER.) (1ST DESIGN)	3925654	1	101.00	CASE, W/MAGNET (MUNCIE)
79	Y (M20) (EXC. SP. H/PER.) (2ND DESIGN)	6260710	1	192.00	CASE (WARNER #13-04-065-003)

4-SPEED MANUAL TRANSMISSION

4.103 CASE-SEAL, Transmission Case (Con't)

80-81	Y (M18)	6260710	1	192.00	CASE
74-79	Y (350) (M20, M21) W/SP H/PER	5696537	1	2.20	SEAL, SHFT LVR SHF OIL (6.525)
79	Y (350) (M20) (EXC SP H/PER) (2ND DES)	5696537	1	2.20	SEAL, SHFT LVR SHF OIL (6.525)
80-81	Y (M18)	5696537	1	2.20	SEAL, SHFT LVR SHF OIL (6.525)

4.104 VENTILATOR, Transmission Case

74-80	Y	3738462	1	.64	VENTILATOR, EXT (5.387)
-------	---	---------	---	-----	-------------------------

4.105 COVER-PLUG, Transmission Case

NOTE 1: WHEN USING ON MODELS WITHOUT BACK-UP LAMP SWITCH IN TRANS. COVER, PLUG HOLE WITH 3906448 PLUG.

NOTE 2: 1979 1ST DESIGN MUNCIE, 1979 2ND DESIGN WARNER.

63-74	Y	3977618	1	21.95	COVER
74-79	Y (M20, M21) W/SP. H/PER.	360811	1	42.25	COVER
77-79	Y (M20) (EXC SP. H/PER.) (1ST DESIGN-1979)	462225	1	21.95	COVER, W/PIN (NOTE 1,,2)
79	Y (M20) (EXC. SP. H/PER.) (2ND DESIGN)	360811	1	42.25	COVER, (NOTE 2)
80-81	Y (M18)	360811	1	42.25	COVER
65-81	Y (M18)	3968034	2	1.90	PLUG, TRANS DRN (MAGNETIC)

4.107 SEAL, Transmission Gearshift

NOTE 1: 1979 1ST DESIGN MUNCIE.

63-74	Y (M20) (EXC. SP. H/PER.)	3831716	1	1.05	SEAL, REV SHAFT
63-74	Y (M20) (1ST DESIGN)	3831716	1	1.05	SEAL, SHAFT (ALL POSITIONS)
77-79	Y (M20) (EXC. SP. H/PER.) (1ST DESIGN)	3844036	1	.33	SEAL, SHAFT (ALL POSITIONS)
77-79	Y (M20) (EXC. SP. H/PER.) (1ST DESIGN)	6255517	1	.33	SEAL, REV SHAFT (NOTE 1)

4.109 GASKET, Transmission Case

NOTE 1: 1979 1ST DESIGN MUNCIE, 1979 2ND DESIGN WARNER.

63-74	Y W/MUNCIE	3831705	1	.39	GASKET
74-79	Y (M20, M21) W/SP. H/PER.	3709316	1	.55	GASKET (WARNER 3-188)
75-79	Y (M20) (EXC. SP. H/PER.) (1ST DESIGN)	3858990	1	.65	GASKET (NOTE 1)
79	Y (M20) (EXC. SP. H/PER.) (2ND DESIGN)	3709316	1	.55	GASKET (WARNER 3-188) (NOTE 1)
80-81	Y (M18)	3709316	1	.55	GASKET (WARNER 3-188)

4.302 SEAL-SHAFT, Transmission Internal Shift

NOTE 1: 1979 1ST DESIGN MUNCIE, 1979 2ND DESIGN WARNER.

74-79	Y (M20, M21) W/SP. H/PER.	6260717	1	.47	SEAL, LVR SHAFT OIL
79	Y (M20) (EXC. SP. H/PER.) (2ND DESIGN)	6260717	1	.47	SEAL, LVR SHAFT OIL (NOTE 1)
80-81	Y (M18)	6260717	1	.47	SEAL, LVR SHAFT OIL
74-79	Y (M20, M21) W/SP. H/PER.	360086	1	22.45	SHAFT, 3RD AND 4TH SHIFT
74-76	Y W/WARNER	360087	1	20.20	SHAFT, 1ST AND 2ND SHIFT
77-79	Y (M20, M21) W/SP. H/PER.	474031	1	24.65	SHAFT, 1ST AND 2ND SHIFT (WARNER 13-04-598-012)
79	Y (M20) (EXC. SP. H/PER.) (2ND DESIGN)	360086	1	22.45	SHAFT, 3RD AND 4TH SHIFT (NOTE 1)
79	Y (M20) (EXC. SP. H/PER.) (2ND DESIGN)	474031	1	24.65	SHAFT, 1ST AND 2ND SHIFT (WARNER 13-94-598-012) (NOTE 1)
80-81	Y (M18)	360086	1	22.45	SHAFT, 3RD AND 4TH SHIFT
80	Y (M18)	474031	1	24.65	SHAFT, 1ST AND 2ND SHIFT

4.303 FORK, Transmission Gearshift

NOTE 1: 1979 1ST DESIGN MUNCIE, 1979 2ND DESIGN WARNER.

57-63	Y W/WARNER	360088	AR	21.00	FORK, 1ST AND 2ND, 3RD AND 4TH (WARNER T10-23)
57-63	Y W/WARNER	3743478	1	15.75	FORK, REV. (WARNER T10-24)
63-74	Y W/MUNCIE	3831717	2	24.15	FORK, 1ST AND 2ND, 3RD AND 4TH
67-74	Y W/MUNCIE	3832786	1	15.40	FORK, REV SHIFTER
74-79	Y (M20, M21) W/SP. H/PER.	3743478	1	15.75	FORK, REV (WARNER T10-24)
74	Y W/WARNER	360088	AR	21.00	FORK, 1ST AND 2ND, 3RD AND 4TH (WARNER T10-23)
75-79	Y (M20, M21) W/SP. H/PER.	360088	1	21.00	FORK, 1ST, 2ND, 3RD, 4TH
77-79	Y (M20) (EXC. SP. H/PER.) (1ST DESIGN 1979)	3858997	1	13.40	FORK, 3RD AND 4TH SHFT (NOTE 1)
77-79	Y (M20) (EXC. SP. H/PER.) (1ST DESIGN 1979)	3884610	1	13.40	FORK, 1ST AND 2ND SHFT (NOTE 1)

4-SPEED MANUAL TRANSMISSION

4.303 FORK, Transmission Gearshift (Con't)

79	Y (M20) (EXC. SP. H/PER.) (2ND DESIGN)	360088	1	21.00	FORK, 1ST, 2ND, 3RD, 4TH (NOTE 1)
79	Y (M20) (EXC. SP. H/PER.) (2ND DESIGN)	3743478	1	15.75	FORK, REV (WARNER T10-24) (NOTE 1) ..
80-81	Y (M18)	360088	1	21.00	FORK, 1ST, 2ND, 3RD, 4TH
80-81	Y (M18)	3743478	1	15.75	FORK, REV

4.307 PIN-SLEEVE, Transmission Gearshift

NOTE 1: 1979 1ST DESIGN MUNCIE, 1979 2ND DESIGN WARNER.

58-63	Y	3709315	1	.51	PIN, INTERLOCK (1/4 X 5/16)
74-79	Y (M20, M21) W/SP. H/PER. ...	3709315	1	.51	PIN, INTERLOCK (1/4 X 5/16)
79	Y (M20) (EXC. SP. H/PER.) (2ND DESIGN)	3709315	1	.51	PIN, INTERLOCK (1/4 X 5/16) (NOTE 1) ..
80	Y (M18)	3709315	1	.51	PIN, INTERLOCK (1/4 X 5/16)
58-63	Y	3709313	1		SLEEVE, INTERLOCK ("B" ETCHED ON END-1.0085 OL)
74-79	Y (M20, M21) W/SP. H/PER. ...	360089	1	2.75	SLEEVE, INTERLOCK (1.01025 OL)
74-79	Y (M20, M21) W/SP. H/PER. ...	360090	1	2.75	SLEEVE, INTERLOCK (1.01175 OL)
74-79	Y (M20, M21) W/SP. H/PER. ...	360091	1	2.75	SLEEVE, INTERLOCK (1.01325 OL)
74-79	Y (M20, M21) W/SP. H/PER. ...	360092	1	2.75	SLEEVE, INTERLOCK (1.01475 OL)
74-79	Y (M20, M21) W/SP. H/PER. ...	360093	1	2.75	SLEEVE, INTERLOCK (1.01625 OL)
74-79	Y (M20, M21) W/SP. H/PER. ...	360094	1	2.75	SLEEVE, INTERLOCK (1.01775 OL)
74-79	Y (M20, M21) W/SP. H/PER. ...	360095	1	2.75	SLEEVE, INTERLOCK (1.01925 O.L.)
74-79	Y (M20, M21) W/SP. H/PER. ...	360096	1	2.75	SLEEVE, INTERLOCK (1.02075 O.L.)
74-79	Y (M20, M21) W/SP. H/PER. ...	360097	1	2.75	SLEEVE, INTERLOCK (1.02225 O.L.)
74-79	Y (M20, M21) W/SP. H/PER. ...	360098	1	2.75	SLEEVE, INTERLOCK (1.02375 O.L.)
74	Y W/WARNER	3709313	1		SLEEVE, INTERLOCK ("B" ETCHED ON END-1.0085 OL)
77-79	Y (M20, M21) W/SP. H/PER. ...	474032	AR	3.15	SLEEVE, INTERLOCK (WARNER 13-04- 103-012)
77-79	Y (M20, M21) W/SP. H/PER. ...	474033	AR	3.15	SLEEVE, INTERLOCK (WARNER 13-04- 103-013)
79	Y (M20) (EXC. SP. H/PER.) (2ND DESIGN)	360089	1	2.75	SLEEVE, INTERLOCK (1.01025 OL) (NOTE 1)
79	Y (M20) (EXC. SP. H/PER.) (2ND DESIGN)	360090	1	2.75	SLEEVE, INTERLOCK (1.01175 OL) (NOTE 1)
79	Y (M20) (EXC. SP. H/PER.) (2ND DESIGN)	360091	1	2.75	SLEEVE, INTERLOCK (1.01325 OL) (NOTE 1)
79	Y (M20) (EXC. SP. H/PER.) (2ND DESIGN)	360092	1	2.75	SLEEVE, INTERLOCK (1.01475 OL) (NOTE 1)
79	Y (M20) (EXC. SP. H/PER.) (2ND DESIGN)	360093	1	2.75	SLEEVE, INTERLOCK (1.01625 OL) (NOTE 1)
79	Y (M20) (EXC. SP. H/PER.) (2ND DESIGN)	360094	1	2.75	SLEEVE, INTERLOCK (1.01775 OL) (NOTE 1)
79	Y (M20) (EXC. SP. H/PER.) (2ND DESIGN)	360095	1	2.75	SLEEVE, INTERLOCK (1.01925 OL) (NOTE 1)
79	Y (M20) (EXC. SP. H/PER.) (2ND DESIGN)	360096	1	2.75	SLEEVE, INTERLOCK (1.02075 OL) (NOTE 1)
79	Y (M20) (EXC. SP. H/PER.) (2ND DESIGN)	360097	1	2.75	SLEEVE, INTERLOCK (1.02225 OL) (NOTE 1)
79	Y (M20) (EXC. SP. H/PER.) (2ND DESIGN)	360098	1	2.75	SLEEVE, INTERLOCK (1.02375 OL) (NOTE 1)
79	Y (M20) (EXC. SP. H/PER.) (2ND DESIGN)	474032	AR	3.15	SLEEVE, INTERLOCK (WARNER 13-94- 103-012) (NOTE 1)
79	Y (M20) (EXC. SP. H/PER.) (2ND DESIGN)	474033	AR	3.15	SLEEVE, INTERLOCK (WARNER 13-04- 103-012) (NOTE 1)
80-81	Y (M18)	360089	1	2.75	SLEEVE, INTERLOCK (1.01025 OL)
80-81	Y (M18)	360090	1	2.75	SLEEVE, INTERLOCK (1.01175 OL)
80-81	Y (M18)	360091	1	2.75	SLEEVE, INTERLOCK (1.01325 OL)
80-81	Y (M18)	360092	1	2.75	SLEEVE, INTERLOCK (1.01475 OL)
80-81	Y (M18)	360093	1	2.75	SLEEVE, INTERLOCK (1.01625 OL)
80-81	Y (M18)	360094	1	2.75	SLEEVE, INTERLOCK (1.01775 OL)
80-81	Y (M18)	360095	1	2.75	SLEEVE, INTERLOCK (1.01925 OL)

4-SPEED MANUAL TRANSMISSION

4.307 PIN-SLEEVE, Transmission Gearshift (Con't)

80-81	Y (M18)	360096	1	2.75	SLEEVE, INTERLOCK (1.02075 OL)
80-81	Y (M18)	360097	1	2.75	SLEEVE, INTERLOCK (1.02225 OL)
80-81	Y (M18)	360098	1	2.75	SLEEVE, INTERLOCK (1.02375 OL)
80-81	Y (M18)	474032	AR	3.15	SLEEVE, INTERLOCK (WARNER 12-94-103-012)
80-81	Y (M18)	474033	AR	3.15	SLEEVE, INTERLOCK (WARNER 13-04-103-012)

4.309 SHAFT, Transmission Shifter Shaft

NOTE 1: 1979 1ST DESIGN MUNCIE, 1979 2ND DESIGN WARNER.

63-68	Y W/MUNCIE	3831709	AR	16.05	SHAFT, 1ST, 2ND, 3RD AND 4TH
69-74	Y W/MUNCIE	3950312	1	16.50	SHAFT, REV SHAFT
69-74	Y W/MUNCIE	3952649	AR	11.60	SHAFT, 1ST AND 2ND, 3RD AND 4TH
74-79	Y (M20, M21) W/SP. H/PER.	6260716	1	15.40	SHAFT, REV SHIFTER (WARNER 13-04-598-003)
77-79	Y (M20) (EXC. SP. H/PER.) (1ST DESIGN)	342423	1	16.70	SHAFT, 1ST AND 2ND SHFT (NOTE 1)	...
77-79	Y (M20) (EXC. SP. H/PER.) (1ST DESIGN)	342426	1	15.95	SHAFT, REV SHFT (NOTE 1)
77	Y W/MUNCIE	376214	1	17.00	SHAFT, 3RD AND 4TH SHAFT
78-79	Y (M20) (EXC. SP. H/PER.) (1ST DESIGN)	376214	1	17.00	SHAFT, 3RD & 4TH (NOTE 1)
79	Y (M20) (EXC. SP. H/PER.) (2ND DESIGN)	6260716	1	15.40	SHAFT, REV SHIFTER (WARNER 13-04-598-003) (NOTE 1)
80-81	Y (M18)	6260716	1	15.40	SHAFT, REV SHFT

4.311 BALL-CAM-PIN-PLUG-SPRING, Transmission Shift Shaft Detent

NOTE 1: 1979 1ST DESIGN MUNCIE, 1979 2ND DESIGN WARNER.

58-62	Y	453593	AR	.32	BALL, LOCATING (3/8") (8.899)
63-74	Y W/MUNCIE	3905462	2	1.60	CAM, DETENT
75-79	Y (M20) (EXC. SP. H/PER.) (1ST DESIGN)	336937	1	1.60	CAM, 1ST & 2ND DETENT (NOTE 1)
75-79	Y (M20) (EXC. SP. H/PER.) (1ST DESIGN)	346399	1	2.40	CAM, 3RD & 4TH DETENT (NOTE 1)
77-79	Y (M20) (EXC. SP. H/PER.) (1ST DESIGN)	3831715	1	.39	PIN, DETENT CAM RET (NOTE 1)
53-82	Y	6256809	AR	.33	PLUG, EXT (.781-TYPE A)
57-63	Y	3709310	1	.40	SPRING, REV LVR POPPET (13/16 O.L. 7 ACTIVE COILS) (A LL LOCATIONS) (WARNER T85B-42)
57-75	Y W/MUNCIE	3773017	1	.50	SPRING, REV DETENT BALL (13/16 O.L.-6 1/2 ACTIVE COIL)
63-79	Y (M20) (EXC. SP. H/PER.) (1ST DESIGN 1979)	3831718	1	.38	SPRING, DETENT CAM (NOTE 1)
74-79	Y (M20, M21) W/SP H/PER	3773017	1	.50	SPRING, REV DETENT BALL
74-79	Y W/WARNER (M20, M21)	3709310	1	.40	SPRING, REV LVR POPPET (13/16 O.L. 7 ACTIVE COILS) (A LL LOCATIONS) (WARNER T85B-42)
77-79	Y (M20) (EXC. SP. H/PER.) (1ST DESIGN)	3920799	1	.35	SPRING, REV SHFT LVR DETENT BALL (NOTE 1)
79	Y (M20) (EXC. SP. H/PER.) (2ND DESIGN)	3773017	1	.50	SPRING, REV DETENT BALL (13/16 O.L.-6 1/2 ACTIVE COIL) (NOTE 1)
80-81	Y (M18)	3709310	1	.40	SPRING, REV LVR POPPET
80-81	Y (M18)	3773017	1	.50	SPRING, REV DETENT BALL

4.313 SEAL, Transmission Internal Selector Shaft

57-65	Y (EXC. MUNCIE 4-SPD.)	3845164	2	.40	SEAL, O RING, RUBBER (7/16 I.D. X 17/32 O.D.)
74-78	Y W/WARNER	5696537	1	2.20	SEAL, 1ST, 2ND, 3RD & 4TH SHIFTER SHAFT OIL(6.525)

4.317 EXTENSION-EXTENSION KIT-RETAINER, Transmission Rear Main

NOTE 1: WHEN REPLACING OLD PART, DISCARD SUPPORT BRACKET 3744074 AND ATTACHING PARTS AND INSTALL SUPPORT BRACKET 3813335 PLUS TWO TRANS. SUPPORT CROSS MEMBER SPACERS 3813336 W/FOUR 3/8-16 X 1 1/8 ATTACHING BOLTS.

NOTE 2: 6.0 METRIC FSTN REQUIRED FOR SPEEDO CABLE ATTACHMENT AND 10.0 X 1.5-6H METRIC FSTN REQUIRED FOR TRANS MOUNT.

NOTE 3: 1979 1ST DESIGN MUNCIE, 1979 2ND DESIGN WARNER.

NOTE 4: WHEN USING IN PLACE OF 360809, 474040, 14008898 EXTENSIONS USE 361143 BEARING (4.384) T/W 14013087 THRUST PLATE (4.423).

57-63	Y W/WARNER	3813488	1	141.00	EXTENSION, W/BSHG (NOTE 1)
63-64	Y W/MUNCIE	3846428	1	119.00	EXTENSION

4-SPEED MANUAL TRANSMISSION

4.317 EXTENSION-EXTENSION KIT-RETAINER, Transmission Rear Main (Con't)

65-70	Y	3857583	1	109.00	EXTENSION
71-74	Y W/MUNCIE	3978763	1	110.00	EXTENSION
74-79	Y (M20, M21) W/SP. H/PER.	14013088	1	63.75	EXTENSION
77	Y W/MUNCIE	326557	1	70.50	EXTENSION
79	Y (M20) (EXC. SP. H/PER.) (2ND DESIGN)	14013088	1	63.75	EXTENSION, (NOTE 2,3,4)
80-81	Y (M18)	14013088	1	63.75	EXTENSION
78	Y (M20) (EXC. SP. H/PER.)	14002528	1	63.75	EXTENSION KIT
79	Y (M20) (EXC. SP. H/PER. (1ST DESIGN)	14002528	1	63.75	EXTENSION KIT (NOTE 3,4)
63-74	Y W/MUNCIE	3831752	1	75.25	RETAINER
74-79	Y (M20, M21) W/SP. H/PER.	3931531	1	71.25	RETAINER, W/PIN, RR BRG (WARNER AT10-107A)
79	Y (M20) (EXC. SP. H/PER.) (2ND DESIGN)	3931531	1	71.25	RETAINER, W/PIN, RR BRG (WARNER AT10-107A)
80-81	Y (M18)	3931531	1	71.25	RETAINER, W/PIN, RR BRG (WARNER AT10-107A)

4.318 GASKET-SEAL, Transmission Rear Main Bearing

NOTE 1: 1979 1ST DESIGN MUNCIE, 1979 2ND DESIGN WARNER.

57-63	Y W/WARNER	3787720	1	2.20	GASKET, RR (WARNER T10-146A)
57-63	Y W/WARNER	3787722	1	2.00	GASKET, FRT (WARNER T10-1451-1 1/2")
63-74	Y W/MUNCIE	3911900	1	2.35	GASKET, FRT
63-74	Y W/MUNCIE	3911901	1	2.35	GASKET, RR
74-79	Y (M20, M21) W/SP. H/PER.	3787720	1	2.20	GASKET, RR (WARNER T10-146A)
74-79	Y (M20, M21) W/SP. H/PER.	3787722	1	2.00	GASKET, FRT (WARNER T10-1451- 1 1/2")
75-79	Y (M20) (EXC. SP. H/PER.) (1ST DESIGN)	3876752	1	.33	GASKET, EXT (NOTE 1)
79	Y (M20) (EXC. SP. H/PER.) (2ND DESIGN)	3787720	1	2.20	GASKET, RR (WARNER T-10-146A) (NOTE 1)
79	Y (M20) (EXC. SP. H/PER.) (2ND DESIGN)	3787722	1	2.00	GASKET, RR (WARNER T10-1451-1 1/2") (NOTE 1)
80-81	Y (M18)	3787720	1	2.20	GASKET, RR (WARNER T-10-146A)
80-81	Y (M18)	3787722	1	2.00	GASKET, RR (WARNER T10-1451-1 1/2")
57-63	Y	1243402	1		SEAL, EXT OIL
66-77	Y	1243402	1		SEAL, EXT OIL
71-74	Y W/MUNCIE	8626009	1	N.L.	SEAL, EXT RR OIL
74-79	Y (M20, M21) W/SP. H/PER.	6260707	1	8.80	SEAL, EXT OIL (WARNER T-22-110A)
78-80	Y (M20) (EXC. SP. H/PER.) (1ST DESIGN)	3932255	1	N.L.	SEAL, EXT OIL (NOTE 1)
79	Y (M20) (EXC. SP. H/PER.) (2ND DESIGN)	6260707	1	8.80	SEAL, EXT OIL (WARNER T-22-110A) (NOTE 1)
80-81	Y (M18)	6260707	1	8.80	SEAL, EXT OIL (WARNER T-22-110A)

4.319 BOLT-BUSHING, Transmission Extension

NOTE 1: 1979 1ST DESIGN MUNCIE, 1979 2ND DESIGN WARNER.

57-61	Y	3774911	1	1.65	BOLT, RET (1/2-13 X 1 1/8) (WARNER 4737D)
74-79	Y (M20, M21) W/SP. H/PER.	3774911	1	1.65	BOLT, RET (1/2-13 X 1 1/8) (WARNER 4737D)
79	Y (M20) (EXC. SP. H/PER.) (2ND DESIGN)	3774911	1	1.65	BOLT, RET (1/2-13 X 1 1/8) (WARNER 4737D)
80-81	Y (M18)	3774911	1	1.65	BOLT, RET (1/2-13 X 1 1/8) (WARNER 4737D)
57-70	Y	6260048	1	1.45	BUSHING, EXT (1 1/2 X 1 5/8)
71-79	Y (M20, M21) W/SP. H/PER.	3978765	1	2.35	BUSHING, EXT
79	Y (M20) (EXC. SP. H/PER.) (2ND DESIGN)	3978765	1	2.35	BUSHING, EXT (NOTE 1)
79	Y (350) (M20) (EXC. SP. H/PER.) (1ST DES)	6260048	1	1.45	BUSHING, EXT (1 1/2 X 1 5/8) (NOTE 1)
80-81	Y (M18)	3978765	1	2.35	BUSHING, EXT

4.329 ADAPTER, Speedometer Driven Gear

NOTE: FOR MODEL APPLICATION, USE SPEEDOMETER GEAR CHART AT THE END OF THE TRANSMISSION SECTION.

NOTE 1: WHEN USED IN PLACE OF 6478879 ALSO ORDER 6476970 KEY. ALSO ORDER 867209 KEY WHEN USED IN PLACE OF 1580273.

53-74	Y	1565202	1	48.16	ADAPTER
-------	---	---------	---	-------	---------

4-SPEED MANUAL TRANSMISSION

4.329 ADAPTER, Speedometer Driven Gear (Con't)

53-75	Y	1565211	1	48.16	ADAPTER, (NOTE 1)
53-74	Y	3890575	1	51.75	ADAPTER (STAMPED .8319)
53-74	Y	3925673	1	35.00	ADAPTER (STAMPED 1.1111-V)
53-74	Y	3932220	1	31.75	ADAPTER (STAMPED .7333-A)

4.330 KEY, Transmission Speedometer Drive

57-74	Y	867209	1	2.58	KEY, W/ADAPTERS 1565811-12-13-14-1580273-3876
73-74	Y	6476970	1	.65	KEY (FEMALE) W/ADAPTER 1565211

4.337 GEAR, Speedometer Driven

NOTE: FOR USAGE APPLICATION, USE SPEEDOMETER GEAR CHART AT THE END OF GROUP 4.000.

56-60	Y W/3.70 AXLE	3708699	1	2.00	GEAR (22 TEETH) (NYLON) (SOLID GREEN)
56-60	Y W/4.11 AXLE	3708143	1	1.80	GEAR (24 TEETH) (NYLON) (SOLID YELLOW)
57-60	Y W/4.56 AXLE	3845071	1	8.25	GEAR (6.70 X 15, 15 X 5.50) (20 TEETH-STEEL)
61-66	Y W/3.08 AXLE	3987918	1	2.10	GEAR (6.70 X 15, 7.10 X 15, 7.75 X 15)
61-64	Y W/3.36 AXLE	3987920	1	2.00	GEAR (6.70 X 16)
61-64	Y W/3.70 AXLE	3860345	1	2.10	GEAR (6.70 X 15)
61-64	Y W/4.11 AXLE	3860347	1	2.20	GEAR (6.70 X 15)
63-64	Y W/3.55 AXLE	3987921	1	2.00	GEAR (6.70-15)
65	Y W/2.73	1359273	1	2.35	GEAR (7.75 X 15, 8.15 X 15) (BROWN-39 TEETH)
65-66	Y W/3.07 AXLE	3987918	1	2.10	GEAR (7.75 X 15)
65-66	Y W/3.36, 3.31 AXLE	3987920	1	2.00	GEAR (7.75 X 15, 8.15 X 15) (BLUE 20 TEETH)
65-66	Y W/3.55 AXLE	3987921	1	2.00	GEAR (7.75 X 15, 8.15 X 15) (RED-21 TEETH)
65-66	Y W/4.10 AXLE	3860347	1	2.20	GEAR (7.75 X 15, 8.15 X 15) (YELLOW-24 TEETH)
67	Y W/2.73 AXLE	3987918	1	2.10	GEAR (8.15 X 15, 8.45 X 15) (BROWN-18 TEETH)
67	Y W/2.73 AXLE	3987919	1	2.00	GEAR (NATURAL-19 TEETH)
67	Y W/3.07 AXLE	3987918	1	2.10	GEAR (8.15 X 15, 8.45 X 15, 6.70 X 15)
67	Y W/3.07 AXLE	3987919	1	2.00	GEAR (7.75 X 15)
67	Y W/3.08 AXLE	3987918	1	2.10	GEAR (8.15 X 15, 8.45 X 15)
67	Y W/3.08 AXLE	3987919	1	2.00	GEAR (7.75 X 15)
67	Y W/3.31 AXLE	3987919	1	2.00	GEAR (8.45 X 15)
67	Y W/3.31 AXLE	3987920	1	2.00	GEAR (8.15 X 15)
67	Y W/3.36 AXLE	3987920	1	2.00	GEAR (8.15 X 15, 7.75 X 15, 8.45 X 15)
67	Y W/3.55 AXLE	3987921	1	2.00	GEAR (8.15 X 15, 8.45 X 15)
67	Y W/3.55, 3.07 AXLE	3860345	1	2.10	GEAR (7.75 X 15)
67	Y W/3.70 AXLE	3987921	1	2.00	GEAR (8.45 X 15)
67	Y W/3.73 AXLE	3860345	1	2.10	GEAR (8.15 X 15, 8.45 X 15) (GREEN-22 TEETH)
67	Y W/3.73 AXLE	3860346	1	1.84	GEAR (BLACK-23 TEETH)
67	Y W/4.10 AXLE	3860347	1	2.20	GEAR (8.15 X 15, 8.45 X 15)
67	Y W/4.10 AXLE	3860348	1	2.10	GEAR (7.75 X 15) (25 TEETH-ORANGE)

4.338 FITTING-RETAINER-RING-SEAL-SLEEVE, Speedometer Driven Gear

65-75	Y W/MUNCIE	345215	1	4.80	FITTING, W/SEAL, SPEEDO DRIVEN GEAR
57-67	Y	3708148	1	.32	RETAINER, GEAR FITTING (9/16" I.D.)
68-75	Y W/MUNCIE (EXC. P/TRAC.)	3708148	1	.32	RETAINER, GEAR FITTING (9/16" I.D.)
76-81	Y	3708148	1	.32	RETAINER, GEAR FITTING (9/16" I.D.)
73-81	Y	1361618	1	.36	RING, OIL SEAL RET
57-81	Y	3869910	1	2.05	SEAL, PINION
73-82	Y	6264903	1	.36	SEAL, FTG
75-81	Y	1240382	1	.70	SEAL
68	Y W/P/TRAC.	1362294	1	8.55	SLEEVE, W/SEAL
77-81	Y	345215	1	4.80	SLEEVE, DRIVEN GEAR (18-23 TEETH GEAR)

4.342 CABLE -CABLE KIT -CLIP, Transmission to Speedometer

NOTE 1: FOR MODELS REQUIRING MAXIMUM LENGTH OF 70". CUT AS REQ'D.

57-77	Y	6478825	1	9.38	CABLE (LESS CASING) (171" O.L.) (81" TO 145")
57-73	Y	6480230	1	N.L.	CABLE, W/CASING (41" TO 44")
57-75	Y	6480250	1	N.L.	CABLE, W/CASING (1426.5 MM) (LWR)
57-71	Y	6480254	1	N.L.	CABLE, W/CASING (SCREW ON) (2025.0MM)
57-71	Y	6480373	1	N.L.	CABLE, W/CASING (SCREW ON) (56" TO 60")
57-73	Y	6480375	1	21.82	CABLE, W/CASING (92 1/2")

4-SPEED MANUAL TRANSMISSION

4.342 CABLE -CABLE KIT -CLIP, Transmission to Speedometer (Con't)

57-73	Y	25032278	1	N.L.	CABLE, W/CASING (SCREW ON) (60" TO 64")
57-77	Y (M20, M21)	25032096	1	N.L.	CABLE, W/CASING (SNAP ON) (73.82") (1875.0MM)
72-73	Y	6480254	1	N.L.	CABLE, W/CASING (LWR) (2025.0MM)
72-73	Y	6480373	1	N.L.	CABLE, W/CASING (1476.5MM)
76-77	Y (M20, M21)	25032096	1	N.L.	CABLE, W/CASING (1800.0MM)
77	Y W/CRUISE CONT. (1ST DESIGN)	6479743	1	4.29	CABLE (LESS CASING) LWR (34.12")
77-81	Y W/CRUISE CONT	6479947	1	4.09	CABLE (LESS CASING) UPR (20.7") (535.6MM)
77-81	Y W/CRUISE CONT (2ND DESIGN)	6480027	1	4.03	CABLE (LESS CASING) LWR (50.5") (1260.6MM)
77-80	Y W/CRUISE CONT.	6480249	1	N.L.	CABLE, W/CASING (LWR) (1525.0MM)
78-80	Y (EXC. CRUISE CONT.)	6480075	1	4.39	CABLE (LESS CASING) (62") (1585.6MM)
78	Y (M20) (EXC. SP. H/PER.)	6480075	1	4.39	CABLE (LESS CASING) (62") (1585.6MM)
78	Y (M20) (EXC. SP. H/PER.)	25032241	1	9.95	CABLE, W/CASING (1575.0MM) (65")
78	Y (M20, M21) W/SP. H/PER.	6480078	1	4.90	CABLE (LESS CASING) (71.8") (1835.6MM)
78	Y (M20, M21) W/SP. H/PER.	25032096	1	N.L.	CABLE, W/CASING (1800.0MM)
79-81	Y	6480078	1	4.90	CABLE (LESS CASING) (71.8") (1835.6MM)
79-81	Y (M18, M20, M21)	25032096	1	N.L.	CABLE, W/CASING (1800.0MM)
81	Y	25032877	1	14.78	CABLE, W/CASING (1825.0MM)
57-79	Y	6477499	1	N.L.	CABLE KIT (LESS CASING) (NOTE 1)
63-73	Y	9798433	AR	.40	CLIP, SHAFT (2.559)

4.343 GEAR, Speedometer Drive

NOTE 1: 1979 1ST DESIGN MUNCIE, 1979 2ND DESIGN WARNER.

57-58	Y (EXC. 4.56 AXLE RATIO)	3708145	1	6.05	GEAR (7.75 X 15 TIRES)
57-62	Y W/3.08, 3.55 AXLE RATIO	3708144	1	3.85	GEAR (8 TEETH) (8.45 X 15)
57-58	Y W/3.70, 4.11 AXLE RATIO	3708144	1	3.85	GEAR (8 TEETH) (8.45 X 15)
59-62	Y W/3.55 RATIO	3708145	1	6.05	GEAR (7.75 X 15 TIRES)
63-65	Y W/3.08, 3.36 AXLE	3708144	1	3.85	GEAR (8 TEETH) (8.45 X 15)
63-65	Y W/3.55 AXLE	3708144	1	3.85	GEAR (8 TEETH) (8.45 X 15)
63-65	Y W/3.70, 4.11 AXLE	3708145	1	6.05	GEAR (7.75 X 15 TIRES)
66-67	Y W/3.07, 3.08, 3.31, 3.36, 3.55, 3.70 AXLE	3708144	1	3.85	GEAR (8 TEETH) (8.45 X 15)
66-67	Y W/3.31, 3.36, 3.55, 3.70, 3.73 AXLE	3708145	1	6.05	GEAR (7.75 X 15 TIRES)
66-67	Y W/3.55, 3.70, 3.73, 4.10, 4.89 AXLE	3708145	1	6.05	GEAR (7.75 X 15 TIRES)
66-67	Y W/3.70, 3.73, 4.10, 4.89 AXLE	3708145	1	6.05	GEAR (8.15 X 15 TIRES)
66-67	Y W/3.73, 4.10, 4.89 AXLE	3708145	1	6.05	GEAR (8 TEETH) (8.45 X 15 TIRES) (1 3/4 O.D. X 17/32 THICK)
74-79	Y (M20, M21) W/SP. H/PER.	361002	1	3.50	GEAR, SPEEDO DRIVE(7 TEETH)(GREEN)
75-79	Y (M20)	6261796	1	3.80	GEAR (9 TEETH) (RED)
76-79	Y (M20)	6261794	1	1.05	GEAR (8 TEETH) (NATURAL)
76-79	Y (M20) (EXC. SP. H/PER.) (1ST DESIGN)	6261797	1	6.80	GEAR (7 TEETH) (BROWN) (NOTE 1)
79	Y (M20) (EXC. SP. H/PER.) (2ND DESIGN)	361002	1	3.50	GEAR, SPEEDO DRIVE(7 TEETH)(GREEN) (NOTE 1)
80	Y (M18)	361002	1	3.50	GEAR, SPEEDO DRIVE(7 TEETH)(GREEN)
81	Y (M18)	14038093	1	3.80	GEAR, SPEEDO DRIVE(9 TEETH)

4.345 CLIP, Speedometer Drive Gear

75-79	Y (M20) (EXC. SP. H/PER.) (1ST DESIGN)	6261781	1	.31	CLIP, SPEEDO DR GR (MUNCIE)
-------	--	---------	---	-----	-----------------------------

4.351 GEAR, Transmission Main Drive

NOTE 1: USE WITH 3783317 COUNTERGEAR.

NOTE 2: USE WITH 3817379 COUNTERGEAR.

NOTE 3: 1979 1ST DESIGN MUNCIE, 1979 2ND DESIGN WARNER.

62	Y (2.54:1 1ST GEAR)	3783316	1	117.00	GEAR (25 TEETH) (NOTE 1)
63-65	Y (MUNCIE 4-SPD. W/2.56:1 1ST GEAR)	357240	1	136.00	GEAR (24 TEETH)
63-70	Y (MUNCIE 4-SPD. W/2.20:1 1ST GEAR) (CLOSE RATIO)	357242	1	140.00	GEAR, W/SLINGER (26 TEETH)
63	Y (WARNER 4-SPD. W/2.20:1 1ST GEAR)	3855734	1	124.00	GEAR (27 TEETH)
63	Y (WARNER 4-SPD. W/2.54:1 1ST GEAR)	3855735	1	128.00	GEAR (25 TEETH) (NOTE 2)

4-SPEED MANUAL TRANSMISSION

4.351 GEAR, Transmission Main Drive (Con't)

65-68	Y W/H.D. 4-SPD.	3925691	1	149.00	GEAR, W/SLINGER (26 TEETH)
66-70	Y (EXC. H.D. CLOSE RATIO) ...	357241	1	148.00	GEAR, W/SLINGER (21 TEETH)
71-72	Y W/H.D.	3978761	1	123.00	GEAR, W/SLINGER (26 TEETH 26 SPLINE)
71-74	Y W/MUNCIE (EXC. CLOSE RATIO H.D.)	357243	1	169.00	GEAR, W/SLINGER (26 TEETH)
71-74	Y W/MUNCIE, CLOSE RATIO ..	357244	1	165.00	GEAR, W/SLINGER (26 TEETH)
74-79	Y (M20) W/SP. H/PER.	360814	1	112.00	GEAR (20 TEETH) (WARNER 13-04-085- 016)
74-79	Y (M21) W/SP. H/PER.	360807	1	130.00	GEAR (21 TEETH) (WARNER 13-04-085- 006)
75-79	Y (M20) (EXC. SP. H/PER.) (1ST DESIGN)	3859030	1	56.50	GEAR (30 TEETH) (NOTE 3)
79	Y (M20) (EXC. SP. H/PER.) (2ND DESIGN)	360814	1	112.00	GEAR (20 TEETH) (WARNER 13-04-085- 016) (NOTE 3)
80-81	Y (M18)	14024318	1	112.00	GEAR, MAIN DR

4.352 BEARING-ROLLER, Transmission Mainshaft

NOTE 1: 1979 1ST DESIGN MUNCIE, 2ND DESIGN WARNER.

63-74	Y W/MUNCIE	9419248	1	3.30	BEARING, MAINSHAFT FRT (17 ROLLER W/CAGE)
57-79	Y (M20) (EXC. SP. H/PER.) (1ST DESIGN)	3743449	AR	.51	ROLLER (5/8) (NOTE 1)
75-79	Y (M20, M21) W/SP. H/PER. ...	9423039	AR	.58	ROLLER, MAINSHAFT
79	Y (M20) (EXC. SP. H/PER.) (2ND DESIGN)	9423039	AR	.58	ROLLER, MAINSHAFT (NOTE 1)
80-81	Y (M18)	9423039	AR	.58	ROLLER, MAINSHAFT

4.353 SPACER, Transmission Mainshaft Bearing

NOTE 1: 1979 1ST DESIGN MUNCIE, 1979 2ND DESIGN WARNER.

74-79	Y (M20, M21) W/SP. H/PER. ...	389677	1	.59	SPACER (WARNER T85G-25)
79	Y (M20) (EXC. SP. H/PER.) (2ND DESIGN)	389677	1	.59	SPACER (WARNER T85G-25) (NOTE 1) ...
80-81	Y (M18)	389677	1	.59	SPACER (WARNER T85G-25)

4.354 SEAL, Transmission Main Drive Gear Bearing (Input Gear)

74-79	Y (M20, M21)	3987936	1	3.05	SEAL, RET OIL (1 1/4 I.D. X 1 3/4 O.D. X 17/32 THK.) (STEEL)
80-81	Y (M18)	3987936	1	3.05	SEAL, RET OIL

4.355 BEARING, Transmission Main Drive Gear (Input Gear)

NOTE 1: 1979 1ST DESIGN MUNCIE, 1979 2ND DESIGN WARNER.

57-62	Y	907372	1	25.12	BEARING, W/SNAP RING (4.408)
63-65	Y	907930	1	43.92	BEARING, W/SNAP RING (SINGLE ROW) (ND47207)
64-74	Y W/MUNCIE	907572	1	N.L.	BEARING, W/SNAP RING (SINGLE ROW) (ND41307B)
74-79	Y (M20, M21) W/SP. H/PER. ...	908216	1	36.00	BEARING, W/SNAP RING (SINGLE ROW) ..
78-79	Y (M20) (EXC. SP. H/PER.) (1ST DESIGN-1979)	907930	1	43.92	BEARING, W/SNAP RING (SINGLE ROW) (ND47207) (NOTE 1)
79	Y (M20) (EXC. SP. H/PER.) (2ND DESIGN)	908216	1	36.00	BEARING, W/SNAP RING (SINGLE ROW) (NOTE 1)
80-81	Y (M18)	908216	1	36.00	BEARING, W/SNAP RING (SINGLE ROW) ..

4.356 LOCK-NUT -RETAINER, Transmission Main Drive Gear Bearing (Input Gear)

NOTE 1: WHEN USING 3915020, USE 4 EACH 186678 BOLTS(3/8X16X1)IN PLACE OF PRESENT ONES.

NOTE 2: 1979 1ST DESIGN MUNCIE, 1979 2ND DESIGN WARNER.

63-74	Y W/MUNCIE	3849937	LH	.75	LOCK, RET BOLT
63-74	Y W/MUNCIE	3849938	RH	.75	LOCK, RET BOLT
63-74	Y W/MUNCIE	591150	1	5.15	NUT (1 3/8-12 L.H. THREAD)
57-62	Y	3709331	1	19.95	RETAINER (4 11/16 O.D. X 3 3/16 O.L.) (FORGED T89 B-6)
63	Y	604932	1	11.80	RETAINER (4 3/16 O.D. X 3 3/16, W/4 HOLES 5/16 DIA.)
64-74	Y W/MUNCIE	3915020	1	18.25	RETAINER (NOTE 1)
74-79	Y (M20, M21) W/SP. H/PER. ...	360806	1	29.25	RETAINER
75-79	Y (M20) (EXC. SP. H/PER.) (1ST DESIGN)	3859032	1	15.25	RETAINER, MAIN DR GR BRG(MUNCIE) (NOTE 2)
79	Y (M20) (EXC. SP. H/PER.) (2ND DESIGN)	360806	1	29.25	RETAINER (NOTE 2)

4-SPEED MANUAL TRANSMISSION

4.356 LOCK-NUT -RETAINER, Transmission Main Drive Gear Bearing (Input Gear) (Con't)

80-81 Y (M18) 360806 1 29.25 RETAINER

4.358 GASKET, Transmission Main Drive Gear Bearing Retainer

NOTE 1: 1979 1ST DESIGN MUNCIE, 1979 2ND DESIGN WARNER.

57-62 Y 3743481 1 1.30 GASKET (3 7/16 I.D. X 4 11/16 O.D.)
 63 Y 591022 1 .36 GASKET (11/32 DIA.)
 66-74 Y W/MUNCIE 3915019 1 .62 GASKET
 74-79 Y (M20, M21) W/SP. H/PER. ... 1359473 1 .37 GASKET (WARNER T85B-145C)
 75-79 Y (M20) (EXC. SP. H/PER.) (1ST DESIGN) 3916113 1 .65 GASKET (NOTE 1)
 79 Y (M20) (EXC. SP. H/PER.) (2ND DESIGN) 1359473 1 .37 GASKET (WARNER T85B-145C) (NOTE 1)
 80-81 Y (M18) 1359473 1 .37 GASKET (WARNER T85B-145C)

4.374 SLINGER, Transmission Main Drive Gear Bearing

68-74 Y W/MUNCIE 3925692 1 1.60 SLINGER, CLU GEAR BRG OIL

4.376 RING-WASHER , Transmission Main Drive Gear Bearing Retainer (Input Gear)

NOTE 1: USE SELECTIVELY, BUT ONLY 1 USED TO OBTAIN PROPER FIT-EXC. AS TRANS SPEEDOMETER DR GEAR RET RING.

NOTE 2: 1979 1ST DESIGN MUNCIE, 1979 2ND DESIGN WARNER.

57-74 Y W/MUNCIE 2830050 1 .59 RING, LOCATING (3 13/16 O.D.) (4.412) ..
 57-63 Y W/WARNER 3709351 AR .40 RING, RETAINING (.087 THK.) (COLOR PLAIN) (NOTE 1,,,2)
 57-63 Y W/WARNER 3709352 AR .71 RING, SNAP (.090 THK) (COLOR DARK BLUE) (NOTE 1,,,2)
 57-63 Y W/WARNER 3709354 AR .71 RING, SNAP (.096 THK) (COLOR GREEN) ..
 57-63 Y W/WARNER 3709356 AR .71 RING, SNAP (.102) (WARNER 4734E) (NOTE 1,,,2)
 63 Y 590849 1 .65 RING, LOCATING (2 11/16 I.D. X 2 23/32 O.D. X 1/16 TH K) (NOTE 2)
 66-70 Y (EXC. H.D.) 3709351 AR .40 RING, RETAINING (.087 THK.) (COLOR PLAIN) (NOTE 1,,,2)
 74-79 Y (M20, M21) W/SP. H/PER. ... 3709351 AR .40 RING, RETAINING (.087 THK.) (COLOR PLAIN) (NOTE 1,,,2)
 74-79 Y (M20, M21) W/SP. H/PER. ... 3709352 AR .71 RING, SNAP (.090 THK) (COLOR DARK BLUE) (NOTE 1,,,2)
 74-79 Y (M20, M21) W/SP. H/PER. ... 3709353 AR .71 RING, SNAP (.093 THK) (COLOR ORANGE) (WARNER 4734B) (NOTE 2)
 74-79 Y (M20, M21) W/SP. H/PER. ... 3709354 AR .71 RING, SNAP (.096 THK) (COLOR GREEN) ..
 74-79 Y (M20, M21) W/SP. H/PER. ... 3709355 AR .71 RING, SNAP (.099 THK) (WARNER 4734D) (NOTE 1,,,2)
 74-79 Y (M20, M21) W/SP. H/PER. ... 3709356 AR .71 RING, SNAP (.102) (WARNER 4734E) (NOTE 1,,,2)
 75-79 Y (M20) (EXC. SP. H/PER.) (1ST DESIGN) 590849 1 .65 RING, LOCATING (2 11/16 I.D. X 2 23/32 O.D. X 1/16 TH K.) (NOTE 2)
 79 Y (M20) (EXC. SP. H/PER.) (2ND DESIGN) 3709351 AR .40 RING, SNAP (.087 THK) (COLOR PLAIN) (NOTE 1,,,2)
 79 Y (M20) (EXC. SP. H/PER.) (2ND DESIGN) 3709352 AR .71 RING, SNAP (.090 THK) (COLOR DARK BLUE) (NOTE 1,,,2)
 79 Y (M20) (EXC. SP. H/PER.) (2ND DESIGN) 3709353 AR .71 RING, SNAP (.093 THK.) (COLOR ORANGE) (WARNER 4734B) (NOTE 2) ..
 79 Y (M20) (EXC. SP. H/PER.) (2ND DESIGN) 3709354 AR .71 RING, SNAP (.096 THK) (COLOR GREEN) ..
 79 Y (M20) (EXC. SP. H/PER.) (2ND DESIGN) 3709355 AR .71 RING, SNAP (.099 THK) (WARNER 4734D) (NOTE 1,,,2)
 79 Y (M20) (EXC. SP. H/PER.) (2ND DESIGN) 3709356 AR .71 RING, SNAP (.102) (WARNER 4734E) (NOTE 1,,,2)
 80-81 Y (M18) 3709351 AR .40 RING, RETAINING (.087 THK.) (COLOR PLAIN) (NOTE 1)
 80-81 Y (M18) 3709352 AR .71 RING, SNAP (.090 THK) (COLOR DARK BLUE) (NOTE 1)
 80-81 Y (M18) 3709353 AR .71 RING, SNAP (.093 THK.) (COLOR ORANGE) (NOTE 1)
 80-81 Y (M18) 3709354 AR .71 RING, SNAP (.096 THK) (COLOR GREEN) (NOTE 1)

4-SPEED MANUAL TRANSMISSION

4.376 RING-WASHER, Transmission Main Drive Gear Bearing Retainer (Input Gear) (Con't)

80-81	Y (M18)	3709355	AR	.71	RING, SNAP (.099 THK) (WARNER 4734D) (4.376) (NOTE 1)
80-81	Y (M18)	3709356	AR	.71	RING, SNAP (.102) (WARNER 4734E) (NOTE 1)
57-62	Y	3709350	1	.69	WASHER (1 3/8 I.D. X 1 13/16 O.D. X 1/16 THK) (WARNER 4652) (NOTE 2)
74-79	Y (M20, M21) W/SP. H/PER.	3709350	1	.69	WASHER (1 3/8 I.D. X 1 13/16 O.D. X 1/16 THK) (WARNER 4652) (NOTE 2)
79	Y (M20) (EXC. SP. H/PER.) (2ND DESIGN)	3709350	2	.69	WASHER (1 3/8 I.D. X 1 13/16 O.D. X 1/16 THK.) (WARNER 4652) (NOTE 2)
80-81	Y (M18)	3709350	2	.69	WASHER (1 3/8 I.D. X 1 13/16 O.D. X 1/16 THK.) (WARNER 4652)

4.380 CLUTCH-SYNCHRONIZER, Transmission Synchronizing

NOTE 1: 1979 1ST DESIGN MUNCIE, 1979 2ND DESIGN WARNER.

57-70	Y W/WARNER	360801	1	83.75	CLUTCH, W/SYNCH 1ST AND 2ND
57-63	Y W/WARNER	3870789	1	77.00	SYNCHRONIZER, 3RD AND 4TH
63-74	Y W/MUNCIE	357238	1	140.00	SYNCHRONIZER, 1ST AND 2ND
63-74	Y W/MUNCIE	357239	1	144.00	SYNCHRONIZER, 3RD AND 4TH
74-79	Y (M20, M21) W/SP. H/PER.	360100	1	90.25	SYNCHRONIZER, 3RD AND 4TH
74-79	Y (M20, M21) W/SP. H/PER.	360801	1	83.75	SYNCHRONIZER, 1ST AND 2ND
75-79	Y (M20) (EXC. SP. H/PER.) (1ST DESIGN)	368051	1	69.25	SYNCHRONIZER, 1ST AND 2ND (NOTE 1)
75-79	Y (M20) (EXC. SP. H/PER.) (1ST DESIGN)	3924766	1	70.00	SYNCHRONIZER, 3RD AND 4TH (NOTE 1)
79	Y (M20) (EXC. SP. H/PER.) (2ND DESIGN)	360100	1	90.25	SYNCHRONIZER, 3RD AND 4TH (NOTE 1)
79	Y (M20) (EXC. SP. H/PER.) (2ND DESIGN)	360801	1	83.75	SYNCHRONIZER, 1ST AND 2ND (NOTE 1)
80-81	Y (M18)	360100	1	90.25	SYNCHRONIZER, 3RD AND 4TH
80-81	Y (M18)	360801	1	83.75	SYNCHRONIZER, 1ST AND 2ND

4.383 RING, Transmission Synchronizer

NOTE 1: 1979 1ST DESIGN MUNCIE, 1979 2ND DESIGN WARNER.

57-63	Y W/WARNER	3709348	2	18.70	RING, BLOCKING (2 13/16 I.D. X 3 7/32 O.D. W/3 INSIDE SLOTS)
63-65	Y W/MUNCIE	357225	4	27.75	RING, BLOCKING
66-74	Y W/MUNCIE	357234	4	17.75	RING, BLOCKING
74-79	Y (M20, M21) W/SP. H/PER.	360812	1	11.80	RING, BLOCKING
75-79	Y (M20) (EXC. SP. H/PER.) (1ST DESIGN)	3859027	1	N.L.	RING, BLOCKING (NOTE 1)
79	Y (M20) (EXC. SP. H/PER.) (2ND DESIGN)	360812	1	11.80	RING, BLOCKING (NOTE 1)
80-81	Y (M18)	360812	1	11.80	RING, BLOCKING

4.384 BEARING-KEY-PLATE-RING, Transmission Synchronizer

NOTE 1: 1979 1ST DESIGN MUNCIE, 1979 2ND DESIGN WARNER.

57-63	Y W/WARNER	361143	1	3.00	BEARING, RR REV IDLER GR THRUST
79	Y (M20, M21) W/SP. H/PER (2ND DESIGN)	361143	1	3.00	BEARING, RR REV IDLER GR THRUST
79	Y (M20,) (EXC. SP. H/PER) (2ND DESIGN)	361143	1	3.00	BEARING, RR REV IDLER GR THRUST (NOTE 1)
80-81	Y (M18)	361143	1	3.00	BEARING, RR REV IDLER GR THRUST
75-79	Y (M20) (EXC. SP. H/PER.) (1ST DESIGN)	3871250	6	1.05	KEY, 1ST AND 2ND, 3RD AND 4TH (NOTE 1)
57-63	Y W/WARNER	3870793	3	1.00	PLATE, SHIFTER 1ST AND 2ND, 3RD AND 4TH (WARNER) (NOTE 1)
63-74	Y W/MUNCIE	3915050	6	1.00	PLATE, SHIFTER 1ST AND 2ND, 3RD AND 4TH
74-79	Y (M20, M21) W/SP. H/PER.	3870793	3	1.00	PLATE, SHIFTER 1ST AND 2ND, 3RD AND 4TH (WARNER) (NOTE 1)
79	Y (M20) (EXC. SP. H/PER.) (2ND DESIGN)	3870793	3	1.00	PLATE, SHIFTER 1ST AND 2ND, 3RD AND 4TH (WARNER) (NOTE 1)
80-81	Y (M18)	3870793	3	1.00	PLATE, SHIFTER 1ST AND 2ND, 3RD AND 4TH
57-63	Y W/WARNER	3709351	1	.40	RING, CLU HUB RET (.087 THK) (4.376)
57-63	Y W/WARNER	3709353	1	.71	RING, CLU HUB RET (.093 THK) (4.376)
57-63	Y W/WARNER	3709354	1	.71	RING, CLU HUB RET (.096 THK) (4.376)
57-63	Y W/WARNER	3709355	1	.71	RING, CLU RET (.099 THK) (4.376)
57-63	Y W/WARNER	3709356	1	.71	RING, CLU HUB RET (.102 THK) (4.376)

4-SPEED MANUAL TRANSMISSION

4.384 BEARING-KEY-PLATE-RING, Transmission Synchronizer (Con't)

63-74	Y W/MUNCIE	3831741	1	.41	RING, 3RD AND 4TH CLU HUB RET
74-77	Y W/WARNER	3709351	1	.40	RING, CLU HUB RET (.087 THK) (4.376)	..
74-77	Y W/WARNER	3709352	1	.71	RING, CLU HUB RET (.090) (4.376)
74-77	Y W/WARNER	3709353	1	.71	RING, CLU HUB RET (.093 THK) (4.376)	..
74-77	Y W/WARNER	3709354	1	.71	RING, CLU HUB RET (.096 THK) (4.376)	..
74-77	Y W/WARNER	3709355	1	.71	RING, CLU RET (.099 THK) (4.376)	..
74-77	Y W/WARNER	3709356	1	.71	RING, CLU HUB RET (.102 THK) (4.376)	..
77-79	Y (M20) (EXC. SP. H/PER.) (1ST DESIGN)	3859025	2	.40	RING, SYNCRO RET (1ST, 2ND, 3RD, AND 4TH) (NOTE 1)

4.395 GEAR, Transmission Second Speed

NOTE 1: 1979 1ST DESIGN MUNCIE, 1979 2ND DESIGN WARNER.

NOTE 2: USE WITH COUNTERGEAR 3817379, 1358575 OR 9771378.

63-74	Y W/MUNCIE (EXC. H.D.)	357226	1	144.00	GEAR (30 TEETH)
65-72	Y W/H.D. 4-SPD.	3879999	1	162.00	GEAR (30 TEETH)
74-76	Y W/WARNER	475035	1		GEAR,
75-79	Y (M20) (EXC. SP. H/PER.) (1ST DESIGN)	352239	1	45.75	GEAR (NOTE 3)
75-79	Y (M20, M21) W/SP. H/PER.	474035	1	110.00	GEAR (WARNER 13-04-080-001)
79	Y (M20) (EXC. SP. H/PER.) (2ND DESIGN)	474035	1	110.00	GEAR (WARNER 13-04-080-001) (NOTE 3)
80-81	Y (M18)	474035	1	110.00	GEAR (WARNER 13-04-080-001)

4.403 SHAFT, Transmission Main Drive (Output)

NOTE 1: 1979 1ST DESIGN MUNCIE, 1979 2ND DESIGN WARNER.

61-63	Y W/WARNER	3783314	1		SHAFT (16 TEETH-21 5/16" O.L.)
64-70	Y W/MUNCIE	3915087	1	133.00	SHAFT
71-74	Y W/MUNCIE	3978759	1	163.00	SHAFT (32-67) (21 3/4" O.L.)
74-79	Y (M20, M21) W/SP. H/PER.	6260713	1	198.00	SHAFT (WARNER 13-04-171-005)
77	Y (M20) (EXC. SP. H/PER.)	468253	1	72.50	SHAFT
78-79	Y (M20) (EXC. SP. H/PER.) (1ST DESIGN)	468253	1	72.50	SHAFT (NOTE 1)
79	Y (M20) (EXC. SP. H/PER.) (2ND DESIGN)	6260713	1	198.00	SHAFT (NOTE 1)
80-81	Y (M18)	6260713	1	198.00	SHAFT

4.408 BEARING, Transmission Main Shaft Rear (Output)

NOTE 1: 1979 1ST DESIGN MUNCIE, 1979 2ND DESIGN WARNER.

57-63	Y W/WARNER 4-SPD.	907372	1	25.12	BEARING, LESS SNAP RING
63-74	Y W/MUNCIE 4-SPD.	907474	1	N.L.	BEARING (ND 43308)
74-79	Y (M20, M21) W/SP. H/PER.	907458	1	41.56	BEARING
78-79	Y (M20) (EXC. SP. H/PER.) (1ST DESIGN)	907765	1	46.66	BEARING, W/SNAP RING (NOTE 1)
79	Y (M20) (EXC. SP. H/PER.) (2ND DESIGN)	907458	1	41.56	BEARING (NOTE 1)
80-81	Y (M18)	907458	1	41.56	BEARING

4.412 RING-RING KIT, Transmission Rear Bearing and Mainshaft (Output Gear)

NOTE 1: USED SELECTIVELY.

NOTE 2: 1979 1ST DESIGN MUNCIE, 1979 2ND DESIGN WARNER.

NOTE 3: USE SELECTIVELY, BUT ONLY 1 USED TO OBTAIN PROPER FIT.

53-62	Y	2830050	1	.59	RING, SNAP (3 1/2 X 3 13/16 THK) (NOTE 2)
57-63	Y W/WARNER	3911967	1	1.00	RING, SNAP (WARNER 4829) (NOTE 2)	..
63-74	Y W/MUNCIE	3831749	1	2.00	RING, LOCATING
63-72	Y W/MUNCIE 4-SPD.	3831759	1	.41	RING, RET (.084" THK.) (NOTE 1)
68-75	Y W/MUNCIE	2830050	1	.59	RING, SNAP (3 1/2 X 3 13/16 THK) (NOTE 2)
74-79	Y (M20, M21) W/SP. H/PER.	2830050	1	.59	RING, SNAP (3 1/2 X 3 13/16 THK) (NOTE 2)
74-79	Y (M20, M21) W/SP. H/PER.	3911967	1	1.00	RING, SNAP (WARNER 4829) (NOTE 2)	..
79	Y (M20) (EXC. SP. H/PER.) (2ND DESIGN)	2830050	1	.59	RING, SNAP (3 1/2 X 3 13/16 THK.) (NOTE 2)
79	Y (M20) (EXC. SP. H/PER.) (2ND DESIGN)	3911967	1	1.00	RING, SNAP (WARNER 4829) (NOTE 2)	..
80-81	Y (M18)	2830050	1	.59	RING, SNAP (3 1/2 X 3 13/16 THK.)
80-81	Y (M18)	3709351	AR	.40	RING, CLU GEAR BRG RET (.087 THK) (PLAIN CLR) (4.376) (NOTE 3)
80-81	Y (M18)	3709352	AR	.71	RING, CLU GEAR BRG RET (.090 THK) (DARK BLUE)(4.376) (NOTE 3)
80-81	Y (M18)	3709353	AR	.71	RING, CLU GEAR BRG RET (.093 THK) (ORANGE)(4.376) (NOTE 3)

4-SPEED MANUAL TRANSMISSION

4.412 RING-RING KIT, Transmission Rear Bearing and Mainshaft (Output Gear) (Con't)

80-81	Y (M18)	3709354	AR	.71	RING, CLU GEAR BRG RET (.096 THK) (GREEN)(4.376) (NOTE 3)
80-81	Y (M18)	3709355	AR	.71	RING, CLU GEAR BRG RET(.099 THK)(WARNER 4734D)(4.376) (NOTE 3)
80-81	Y (M18)	3709356	AR	.71	RING, CLU GEAR BRG RET(.102 THK)(WARNER 4734E)(4.376) (NOTE 3)
80-81	Y (M18)	3911967	1	1.00	RING, SNAP (WARNER 4829)
63-74	Y W/MUNCIE 4-SPD.	3998395	1	.94	RING KIT
75-79	Y (M20) (EXC. SP. H/PER.) (1ST DESIGN)	3707174	1	.66	RING KIT, RR BRG LOC (NOTE 2)
75-79	Y (M20) (EXC. SP. H/PER.) (1ST DESIGN)	3707189	1	.40	RING KIT, MAINSHAFT RR RET (NOTE 2)

4.413 SPRING, Transmission Synchronizing

NOTE 1: 1979 1ST DESIGN MUNCIE, 1979 2ND DESIGN WARNER.

57-63	Y W/WARNER 4-SPD.	3870810	2	.62	SPRING, 1ST, 2ND, 3RD AND 4TH (WARNER 4682-AJ) (NOTE 1)
63	Y W/MUNCIE 4-SPD. (1ST DESIGN)	591914	4	.41	SPRING, ENERGIZING (3 9/32 O.D.)
63-65	Y W/MUNCIE 4-SPD. (2ND DESIGN)	3920775	4	.62	SPRING, 1ST AND 2ND, 3RD AND 4TH
66-74	Y W/MUNCIE	3920775	4	.62	SPRING, 1ST AND 2ND, 3RD AND 4TH
74-79	Y (M20, M21) W/SP. H/PER.	3870810	2	.62	SPRING, 1ST, 2ND, 3RD AND 4TH (WARNER 4682-AJ) (NOTE 1)
75-79	Y (M20) (EXC. SP. H/PER.) (1ST DESIGN)	368055	4	.62	SPRING, 1ST, 2ND, 3RD, AND 4TH (4.380) (NOTE 1)
79	Y (M20) (EXC. SP. H/PER.) (2ND DESIGN)	3870810	2	.62	SPRING, 1ST, 2ND, 3RD AND 4TH (WARNER 4682-AJ) (NOTE 1)
80-81	Y (M18)	3870810	2	.62	SPRING, 1ST, 2ND, 3RD AND 4TH (WARNER 4682-AJ)

4.415 GEAR, Transmission (Input-Output Gear)

NOTE 1: 1979 1ST DESIGN MUNCIE, 1979 2ND DESIGN WARNER.

57-60	Y	3743452	1	101.00	GEAR, W/BUSHING (29T 3 3/4" O.D.)
61-63	Y W/WARNER 4-SPD.	1358576	1	126.00	GEAR
63-65	Y W/MUNCIE 4-SPD.	357227	1	123.00	GEAR (27 TEETH)
65-72	Y W/H.D.	3880845	1	151.00	GEAR
66-74	Y W/MUNCIE (EXC. H.D.)	357227	1	123.00	GEAR (27 TEETH)
74-79	Y (M20, M21) W/SP. H/PER.	474034	1	116.00	GEAR (WARNER T105-11)
77-79	Y (M20) (EXC. SP. H/PER.) (1ST DESIGN)	3859986	1	38.00	GEAR (NOTE 1)
79	Y (M20) (EXC. SP. H/PER.) (2ND DESIGN)	474034	1	116.00	GEAR (WARNER T105-11) (NOTE 1)
80-81	Y (M18)	14024322	1	116.00	GEAR, 3RD SPD

4.417 GEAR, Transmission First and Reverse

NOTE 1: 1979 1ST DESIGN MUNCIE, 1979 2ND DESIGN WARNER.

57-63	Y W/WARNER 4-SPD.	3743458	1	140.00	GEAR, 1ST (36T)
63-74	Y W/MUNCIE 4-SPD.	357228	1	155.00	GEAR, REV (35 TEETH)
64-74	Y W/MUNCIE 4-SPD. (EXC. H.D.)	357232	1	152.00	GEAR, 1ST
65-72	Y W/H.D. 4-SPD.	3924796	1	173.00	GEAR, 1ST
74-79	Y (M20, M21) W/SP. H/PER.	360803	1	105.00	GEAR, 1ST
74-79	Y (M20, M21) W/SP. H/PER.	14024321	1	70.25	GEAR, REV
75-79	Y (M20) (EXC. SP. H/PER.) (1ST DESIGN)	3859981	1	44.75	GEAR, 1ST (NOTE 1)
79	Y (M20) (EXC. SP. H/PER.) (2ND DESIGN)	360803	1	105.00	GEAR, 1ST (NOTE 1)
79	Y (M20) (EXC. SP. H/PER.) (2ND DESIGN)	14024321	1	70.25	GEAR, REV. (NOTE 1)
80-81	Y (M18)	360803	1	105.00	GEAR, 1ST
80-81	Y (M18)	14024321	1	70.25	GEAR, REV (WARNER 13-04-070-001)

4.419 SLEEVE-SPRING-WASHER, Transmission Reverse Gear Thrust

NOTE 1: 1979 1ST DESIGN MUNCIE, 1979 2ND DESIGN WARNER.

64-67	Y	3978781	1	18.70	SLEEVE, 1ST SPEED
68-74	Y W/MUNCIE	3978781	1	18.70	SLEEVE, 1ST SPEED
74-79	Y (M20, M21) W/SP. H/PER.	6260712	1	18.70	SLEEVE, 1ST SPEED (WARNER 13-04-103-001)
79	Y (M20) (EXC. SP. H/PER.) (2ND DESIGN)	6260712	1	18.70	SLEEVE, 1ST SPEED (WARNER 13-04-103-001) (NOTE 1)

4-SPEED MANUAL TRANSMISSION

4.419 SLEEVE-SPRING-WASHER, Transmission Reverse Gear Thrust (Con't)

80-81	Y (M18)	6260712	1	18.70	SLEEVE, 1ST SPEED (WARNER 13-04-103-001)
66-74	Y W/MUNCIE (EXC. CLOSE RATIO, H.D.)	3890532	2	.31	SPRING, REV GEAR ANTI-LASH
74-79	Y (M20, M21) W/SP. H/PER.	6260715	1	6.20	WASHER, THRUST, 1ST SPEED (WARNER 13-04-193-002)
75-79	Y (M20) (EXC. SP. H/PER.) (1ST DESIGN)	3869940	1	.73	WASHER, REV GEAR THRUST (NOTE 1)
75-79	Y (M20) (EXC. SP. H/PER.) (1ST DESIGN)	3884595	1	.40	WASHER, REV GEAR THRUST (NOTE 1)
79	Y (M20) (EXC. SP. H/PER.) (2ND DESIGN)	6260715	1	6.20	WASHER, THRUST, 1ST SPEED (WARNER 13-04-193-002) (NOTE 1)
80-81	Y (M18)	6260715	1	6.20	WASHER, THRUST, 1ST SPEED (WARNER 13-04-193-002)

4.421 GEAR, Transmission Countershaft

NOTE 1: USE WITH 3743447 CLUTCH GEAR AND 3743455 2ND GEAR.

NOTE 2: USE WITH 3817380 2ND GEAR.

NOTE 3: 1979 1ST DESIGN MUNCIE, 1979 2ND DESIGN WARNER.

57-61	Y	3746271	1	215.00	GEAR (28T-23T-20T-17T) (NOTE 1)
62-63	Y (WARNER 4-SPD. W/2.54:1 1ST GEAR) (327 W/H/PER.)	1358575	1	236.00	GEAR (30T-23T-19T-17T) (NOTE 2)
62	Y W/4-SPD. (2.20:1 1ST GEAR) (1ST DESIGN)	3746271	1	215.00	GEAR (28T-23T-20T-17T) (NOTE 1)
63-65	Y (MUNCIE 4-SPD. W/2.56:1) (1ST GEAR)	357224	1	210.00	GEAR (29 TEETH)
63-65	Y (MUNCIE 4-SPD. W/2.20:1 1ST GEAR) W/H/PER., F.I.	3831727	1	156.00	GEAR (27T-22T-19T-17T)
65-72	Y W/H.D. 4-SPD.	3905466	1	272.00	GEAR (27T-22T-19T-17T)
66-74	Y W/MUNCIE (EXC. H.D., CLOSE RATIO)	357235	1	197.00	GEAR (25T-22T-19T)
66-74	Y W/MUNCIE 4-SPD. CLOSE RATIO	357236	1	232.00	GEAR (27T-22T-19T-17T)
74-79	Y (M20) W/SP. H/PER.	360810	1	201.00	GEAR
74-79	Y (M21) W/SP. H/PER.	360805	1	178.00	GEAR
78	Y (M20) (EXC. SP. H/PER.)	14004879	1	99.75	GEAR
79	Y (M20) (EXC. SP. H/PER.) (2ND DESIGN)	360810	1	201.00	GEAR, (NOTE 3)
79	Y (M20) (EXC. SP. H/PER.) (1ST DESIGN)	14004879	1	99.75	GEAR, (NOTE 3)
80-81	Y (M18)	14024317	1	201.00	GEAR, CNTR

4.422 ROLLER, Transmission Countershaft Gear

57-65	Y	3709328	AR	.32	ROLLER, BRG. (FRT. AND REAR) (3/4" O.L.)
66-74	Y W/MUNCIE	435847	AR	.28	ROLLER, BRG. (1/4" DIA X 3/4" O.L.) (NOT USED W/BUSHED TYPE COUNTERGEAR)
74-79	Y (M20, M21)	435847	AR	.28	ROLLER, BRG. (1/4" DIA. X 3/4" O.L.) (NOT USED W/BUSHED TYPE COUNTERGEAR)
80-81	Y (M18)	435847	AR	.28	ROLLER, TYPE (1/4" DIA. X 3/4" O.L.) (NOT USED W/BUSHED TYPE COUNTERGEAR)

4.423 PLATE-SPACER-WASHER, Transmission Counter Gear

NOTE 1: WHEN USING IN PLACE OF STEEL WASHER, 3737814 WASHER MUST BE USED ON NEEDLE BEARING SIDE.

NOTE 2: 1979 1ST DESIGN MUNCIE, 1979 2ND DESIGN WARNER.

79	Y (350) (M20) (EXC. SP. H/PER.) (2ND DESIGN)	14013087	1	1.65	PLATE, RR REV IDLER GR BRG THRUST
79	Y (350) (M20, M21) W/SP. H/PER. (2ND DESIGN)	14013087	1	1.65	PLATE, RR REV IDLER GR BRG THRUST
80-81	Y (M18)	14013087	1	1.65	PLATE, RR REV IDLER GR BRG THRUST
66-74	Y W/MUNCIE	3912195	1	3.85	SPACER, W/WA, BRG (1" I.D. X 5 3/22" O.L.)
74-76	Y W/WARNER	6260708	1	2.65	SPACER, CNTRSHF BRG (WARNER 13-04-053-001)
77-79	Y (M20, M21) W/SP. H/PER.	474036	1	2.65	SPACER, CNTRSHF BRG (WARNER 13-04-053-003)
79	Y (M20) (EXP. SP. H/PER.) (2ND DESIGN)	474036	1	2.65	SPACER, CNTRSHF BRG (WARNER) (NOTE 2)

4-SPEED MANUAL TRANSMISSION

4.423		PLATE-SPACER-WASHER, Transmission Counter Gear			(Con't)
80-81	Y (M18)	474036	1	2.65	SPACER, CNTRSHF BRG (WARNER)
57-65	Y	3709324	6	.50	WASHER, BRG. (7/8" I.D. X 1 5/32" THICK)
57-62	Y	3740819	AR	1.30	WASHER (1 5/8" O.D.) (BRONZE) (NOTE 1)
63	Y (EXC. MUNCIE)	3740819	AR	1.30	WASHER (1 5/8" O.D.) (BRONZE) (NOTE 1)
63-65	Y W/MUNCIE	3831729	1	1.65	WASHER, THRUST (57/64 I.D. X 1 5/8 O.D. X 1/16 THICK)
66-74	Y W/MUNCIE	3864856	6	.50	WASHER, BRG (1" I.D. X 1 3/16" O.D.)
66-74	Y W/MUNCIE	3864860	AR	1.65	WASHER, THRUST (1" I.D. X 1 25/32" O.D.)
74-79	Y (M20, M21) W/SP. H/PER.	3870799	1	2.70	WASHER, RR REV IDLER GR THRUST
74-79	Y (M20, M21) W/SP. H/PER.	6260714	2	1.65	WASHER, CNTRSHF GEAR RR THRUST (WARNER 13-04-193-001)
74-76	Y W/WARNER	6260709	6	1.65	WASHER, CNTRSHF BRG (WARNER 13-04-053-002)
75-79	Y (M20) (EXC. SP. H/PER.) (1ST DESIGN)	3859006	1	.53	WASHER, CNTR GEAR THRUST RET (NOTE 2)
75-79	Y (M20) (EXC. SP. H/PER.) (1ST DESIGN)	3890565	1	1.50	WASHER, CNTR GEAR THRUST (NOTE 2)
77-79	Y (M20, M21) W/SP. H/PER.	474037	6	1.60	WASHER, CNTRSHF BRG (WARNER 13-04-053-004)
79	Y (M20) (EXC. SP. H/PER.) (2ND DESIGN)	474037	6	1.60	WASHER, CNTRSHF BRG (WARNER 13-04-053-004)
79	Y (M20) (EXC. SP. H/PER.) (1ST DESIGN)	3870799	1	2.70	WASHER, RR REV IDLER GR THRUST (NOTE 2)
79	Y (M20) (EXC. SP. H/PER.) (2ND DESIGN)	6260714	2	1.65	WASHER, CNTRSHF GEAR RR THRUST (WARNER 13-04-193-001) (NOTE 2)
80-81	Y (M18)	474037	6	1.60	WASHER, CNTRSHF BRG (WARNER 13-04-053-004)
80-81	Y (M18)	6260714	2	1.65	WASHER, CNTRSHF GEAR RR THRUST (WARNER 13-04-193-001)

4.428 SHAFT, Transmission Counter

NOTE 1: 1979 1ST DESIGN MUNCIE, 1979 2ND DESIGN WARNER.

57-63	Y W/WARNER	3709300	1	14.00	SHAFT (7/8" DIA. X 9 9/16" LENGTH)
63-65	Y W/MUNCIE	357222	1	20.95	SHAFT (7/8" DIA.)
66-74	Y W/MUNCIE	357233	1	26.00	SHAFT (1 1/2" DIA. X 10" O.L.)
74-79	Y (M20, M21) W/SP. H/PER.	6260711	1	15.40	SHAFT (WARNER 13-04-068-001)
75-79	Y (M20) (EXC. SP. H/PER.) (1ST DESIGN)	3859005	1	15.55	SHAFT (NOTE 1)
79	Y (M20) (EXC. SP. H/PER.) (2ND DESIGN)	6260711	1	15.40	SHAFT (WARNER 13-04-068-001) (NOTE 1)
80-81	Y (M18)	6260711	1	15.40	SHAFT (WARNER 13-04-068-001)

4.430 GEAR, Transmission Reverse Idler

NOTE 1: 1979 1ST DESIGN MUNCIE, 1979 2ND DESIGN WARNER.

60-63	Y W/WARNER	14024320	1	113.00	GEAR (19 TOOTH) (WARNER)
63-74	Y W/MUNCIE	357231	1	59.25	GEAR, RR
63-74	Y W/MUNCIE (EXC. H.D.)	3831762	1	26.50	GEAR, FRT
65-72	Y W/H.D. 4-SPD.	3879997	1	29.50	GEAR, FRT
74-79	Y (M20, M21) W/SP. H/PER.	3936254	1	85.75	GEAR, FRT (16 TOOTH) (WARNER T10T-10)
74-79	Y (M20, M21) W/SP. H/PER.	14024320	1	113.00	GEAR (19 TOOTH) (WARNER)
75-79	Y (M20) (EXC. SP. H/PER.) (1ST DESIGN)	3915037	1	34.75	GEAR (NOTE 1)
79	Y (M20) (EXC. SP. H/PER.) (2ND DESIGN)	3936254	1	85.75	GEAR, FRT (16 TOOTH) (WARNER T10T-10) (NOTE 1)
79	Y (M20) (EXC. SP. H/PER.) (2ND DESIGN)	14024320	1	113.00	GEAR, RR (19 TOOTH) (WARNER) (NOTE 1)
80-81	Y (M18)	14024315	1	113.00	GEAR, REV IDL FRT
80-81	Y (M18)	14024320	1	113.00	GEAR, RR (W/BUSHING)

4.433 SHAFT, Transmission Reverse Idler

NOTE 1: 1979 1ST DESIGN MUNCIE, 1979 2ND DESIGN WARNER.

57-63	Y W/WARNER	3746277	1	12.05	SHAFT (WARNER T10-35)
63-74	Y W/MUNCIE	357229	1	17.35	SHAFT

4-SPEED MANUAL TRANSMISSION

4.433		SHAFT , Transmission Reverse Idler			(Con't)
74-79	Y (M20, M21) W/SP. H/PER. . .	3746277	1	12.05	SHAFT (WARNER T10-35)
75-79	Y (M20) (EXC. SP. H/PER.) (1ST DESIGN)	3915039	1	6.70	SHAFT (NOTE 1)
79	Y (M20) (EXC. SP. H/PER.) (2ND DESIGN)	3746277	1	12.05	SHAFT (WARNER T10-35) (NOTE 1)
80-81	Y (M18)	3746277	1	12.05	SHAFT (WARNER T10-35) (NOTE 1)
4.435		PIN-RING, Transmission Reverse Idler Gear			
53-63	Y (EXC. MUNCIE)	590832	1	.30	PIN, LOCK (1/4" TAPERED X 11/16" LENGTH)
64-65	Y (EXC. H.D.)	590832	1	.30	PIN, LOCK (1/4" TAPERED X 11/16" LENGTH)
60-63	Y	3774910	1	.69	RING, GEAR RET (1 5/8" O.D.) (WARNER 4821A)
74-78	Y (M20, M21) W/SP. H/PER. . .	3774910	1	.69	RING, GEAR RET (1 5/8" O.D.) (WARNER 4821A)
79	Y (M20) (EXC. SP. H/PER) (2ND DESIGN)	3774910	1	.69	RING, GEAR RET (1 5/8" O.D.) (WARNER 4821A)
80-81	Y (M18)	3774910	1	.69	RING, GEAR RET (1 5/8" O.D.) (WARNER 4821A)
4.437		BEARING-PLATE-WASHER, Transmission Reverse Idler Gear Thrust			
79	Y (350) (M20, M21) W/SP. H/PER (2ND DESIGN)	361143	1	3.00	BEARING, REV IDLER SHFT RR THRUST (4.384)
79	Y (350) (M20) (EXC SP. H/PER (2ND DES IGN)	361143	1	3.00	BEARING, REV IDLER SHFT RR THRUST (4.384)
80-81	Y (M18)	361143	1	3.00	BEARING, REV IDLER SHFT RR THRUST (4.384)
79	Y (350) (M20) (EXC. SP. H/PER) (2ND DESIGN)	14013087	1	1.65	PLATE, REV IDLER SHFT RR THRUST (4.423)
80-81	Y (M18)	14013087	1	1.65	PLATE, REV IDLER SHFT RR THRUST (4.423)
57-64	Y W/WARNER	3740819	1	1.30	WASHER, RR (1 5/8" O.D.) (4.423)
57-63	Y W/WARNER	3774909	1	3.20	WASHER, REV IDLER GR FRT THRUST (1 5/8" O.D.)
63-74	Y W/MUNCIE	3774909	1	3.20	WASHER, REV (1 5/8" O.D.)
63-74	Y W/MUNCIE	3834739	1	1.30	WASHER, FRT
74-79	Y (M20, M21) W/SP. H/PER. . .	3774909	1	3.20	WASHER, REV IDLER GR FRT THRUST (1 5/8" O.D.)
74-78	Y (350) (M20, M21) W/SP H/PER	3870799	1	2.70	WASHER, REV IDLER SHFT RR THRUST (4.423)
79	Y (350) (M20, M21) W/SP. H/PER (1ST DESIGN)	3870799	1	2.70	WASHER, REV IDLER SHFT RR THRUST (4.423)
79	Y (350) (M20) (EXC SP. H/PER) (1ST DES IGN)	3870799	1	2.70	WASHER, REV IDLER SHFT RR THRUST (4.423)
79	Y W/WARNER	3774909	1	3.20	WASHER, REV IDLER GR FRT THRUST (1 5/8" O.D.)
80-81	Y (M18)	3774909	1	3.20	WASHER, REV IDLER GR FRT THRUST (1 5/8" O.D.)

AUTOMATIC TRANSMISSION (1968 - 1982)

4.003 TRANSMISSION, Automatic

74	Y (350) (EXC. SP./H. PER.)	8627727	1	1303.00	TRANSMISSION
75	Y (350) (EXC. SP.H/PER.)	8629017	1	1303.00	TRANSMISSION
76	Y (M38)	8640152	1	1259.00	TRANSMISSION
76-79	Y(M38)	14055068	1		TRANSMISSION (REMF)
77	Y (M38)	8640258	1	1259.00	TRANSMISSION
78	Y (M38) (EXC. SP. H/PER.)	8640560	1	1259.00	TRANSMISSION (Code 5WB)
78	Y (M38) (EXC. SP. H/PER.)	8640622	1	1259.00	TRANSMISSION (Code 5TL)
80	Y (MV4)	8641207	1	1358.00	TRANSMISSION (CODE TW)
80	Y (305H) (M33)	8641130	1	1259.00	TRANSMISSION (CODE JC)
81	Y (MX3)	8641517	1	1358.00	TRANSMISSION (CODE JD)
82	Y(MD8)	8642011	1	1696.00	TRANSMISSION (CODE YA)

4.004 LEVER, Transmission Control

68-75	Y	3921660	1	110.00	LEVER, W/BRKT
76-81	Y	378222	1	112.00	LEVER, W/BRKT

4.005 GASKET KIT-OVERHAUL KIT-RING KIT, Transmission Overhaul

NOTE 1: CONSISTS OF 1 FRONT SERVO PISTON OIL SEAL RING, 2 PUMP OIL SEAL RINGS, 4 CENTER SUPPORT OIL SEAL RINGS, 3 INTERMEDIATE CLUTCH PLATE ASMS (WAVED), 5 FORWARD CLUTCH PLATE ASMS (FLAT), 5 DIRECT CLUTCH PLATE ASMS (FLAT), 2 EXTENSION HOUSING SEALS, 1 FRONT PUMP SEAL, 1 PKG. EACH OF PISTON SEALS FOR DIRECT, FORWARD, AND INTERMEDIATE CLUTCH, AND 1 OVERHAUL SEALS AND GASKETS PKG.

NOTE 2: CONSISTS OF 1 RING PUMP TO CASE SEAL, 8 O- RING PUMP BODY BOLT SEALS, 8 PUMP BODY BOLT WASHERS, 1 PUMP COVER TO CASE GASKET, 1 O- RING OUTPUT SHAFT SEAL, 1 REVERSE SERVO PISTON SEAL, 1 REAR SERVO COVER GASKET, 1 GOVERNOR COVER GASKET, 1 O- RING PARKING PAWL SHAFT SEAL, 2 MANUAL SHAFT O-RINGS, 1 MANUAL SHAFT SEAL ASM., 2 VACUUM MODULATOR AND CONNECTOR SEALS, 1 VALVE BODY TO SPACER GASKET, 1 CASE TO SPACER GASKET, 1 SOLENOID VALVE GASKET, 1 O- RING STRAINERSEAL, 1 TRANS OIL PAN GASKET, 1 CASE EXTENSION TO CASE GSKT 1 23/64 DIA. PARKING SHAFT PLUG, 1 FILLERTUBE O- RING.

NOTE 3: CONSISTS OF 6 CENTER SUPPORT AND PUMP COVER SEALS, 1 FRONT SERVO PISTON SEAL, 1 FRONT ACCUMULATOR PISTON SEAL, 1 ACCUMULATOR PISTON SEAL, 1 REAR ACCUMULATOR PISTON SEAL.

NOTE 4: CONSISTS OF 1-TRANS GASKET & SEAL UNIT, 1-OIL SEAL RING UNIT, 1-TRANS EXT OIL SEAL ASM, 5-LOW & REV DRIVE PLATE ASM (FACED), 3-INTERMEDIATE CLUTCH DRIVE PLATE ASM (FACED), 4-CLUTCH DRIVE PLATE ASM (FACED), & 5 FORWARD CLUTCH DRIVEN PLATE ASM (FACED).

68-80	Y (M33, M38)	358045	1	N.L.	GASKET KIT, OVERHAUL (NOTE 4)
68-77	Y (M40)	8625905	1	N.L.	GASKET KIT, W/SEALS (NOTE 2)
68-77	Y (M40)	8626984	1	N.L.	GASKET KIT, OVERHAUL (NOTE 1)
76-80	Y (M33, M38)	14019845	1	N.L.	GASKET KIT, W/SEALS (NOTE 2)
80	Y (M33, MV4)	14024372	1	N.L.	GASKET KIT, W/SEALS
81	Y (MX3)	8641914	1	N.L.	GASKET KIT, W/SEALS
82	Y(MD8)	8642915	1	35.00	GASKET KIT, W/SEALS
80	Y (MV4)	14024375	1	68.75	OVERHAUL KIT, W/SEALS & GASKETS
81	Y (MX3)	8641915	1	98.75	OVERHAUL KIT, W/SEALS,GASKETS & PLTS
82	Y(MD8)	8642917	1	95.75	OVERHAUL KIT, W/SEALS & GSKTS
68-70	Y	3928594	1	17.70	RING KIT, OIL SEAL (NOTE 3)
75-79	Y (M38)	338202	1	17.75	RING KIT, OIL SEAL
75-77	Y (M40)	8623979	1	2.90	RING KIT, SNAP
80	Y (MV4)	338202	1	17.75	RING KIT, OIL SEAL
82	Y(MD8)	8642910	1	8.45	RING KIT, SNAP

4.006 BUTTON-KNOB-LEVER-ROD, Transmission Control Lever

68-82	Y	3876439	1	4.25	BUTTON, LVR KNOB
68-82	Y	371754	1	5.20	KNOB, LVR
68-82	Y	378223	1	42.75	LEVER
68-82	Y	3859795	1	17.90	ROD, LVR

4.008 BUSHING-PIN-PLUG-SPRING, Transmission Control Lever

68-82	Y	3923617	1	1.95	BUSHING, CONT CABLE LVR
53-79	Y	365561	AR	3.50	PIN, CLEVIS SPECIAL
68-82	Y	3921671	1	2.75	PIN, CONT LVR
79-82	Y	10005139	1	1.15	PIN, CONT CBL
68-82	Y	3859792	1	8.60	PLUG, CONT LVR
68-82	Y	3874236	1	.31	SPRING, CONT LVR, UPR

4.010 BRACKET-HOUSING-LEVER-SHROUD, Transmission Control Lever

NOTE: FOR FLOOR SHIFT MODELS NOT USING STRG. COLUMN SHIFT LEVER HOUSING, SEE GROUP 6.518 FOR EQUIVALENT PART, LISTED AS A COVER, JACKET EXTENSION, HOUSING, ETC.

68-75	Y	3921661	1	16.75	BRACKET, CONT LVR
76-81	Y	357745	1	21.55	BRACKET, CONT LVR
82	Y	14030182	1	21.55	BRACKET, CONT LVR
69-76	Y (EXC. T.W., TEL. WHL.)	7811390	1	26.75	HOUSING, STRG COL CONT LK TUBE

AUTOMATIC TRANSMISSION (1968 - 1982)

4.010 BRACKET-HOUSING-LEVER-SHROUD, Transmission Control Lever (Con't)

82	Y	14030181	1	34.75	LEVER, W/BRKT, CONT
77	Y (EXC. T&T WHL.)	7827227	1	14.80	SHROUD, HSG
77	Y (EXC. T&T WHL.)	7827228	1	14.80	SHROUD, COL
82	Y	7830644	1	19.35	SHROUD, STRG COL HSG

4.012 SCREW-WASHER, Transmission Control Lever

69-76	Y (EXC. T.W., TEL. WHL.)	7804407	1	.51	SCREW, STRG COL SHIFT LVR DETENT PLT
77-82	Y W/T&T WHL.	7800639	1	.51	SCREW, STRG COL SHIFT LVR DETENT PLT
68-79	Y (EXC. T&T WHL.)	7800580	1	.66	WASHER, STRG SHF UPR RET RING THRUST
69-70	Y (EXC. T.W., TEL. WHL.)	7804447	1	1.15	WASHER, STRG COL SHIFT LVR HSG BRG WAVE

4.015 BOOT-RETAINER-SEAL, Transmission Control Lever

77-82	Y	458352	1	26.00	BOOT, CONT LVR UPR
68-76	Y	3923618	1	2.40	RETAINER, CONT CABLE SEAL
68-76	Y	3922319	1	9.00	SEAL, CONT VLV

4.017 DECAL-INSERT-PLATE-PLATE UNIT-SEAL, Transmission Control Lever Trim

75-76	Y (350)	367673	1	2.75	DECAL, CNSL TR PLT (350-8.5:1)
75-76	Y (350) W/SP. H/PER.	367671	1	2.75	DECAL, CNSL TR PLT (350-9.0:1)
70-71	Y (EXC. A.C.)	3964123	1	26.00	INSERT, CNSL TR PLT
70-71	Y W/A.C.	3964126	1	26.00	INSERT, CNSL TR PLT
72-75	Y (EXC. A.C.)	333517	1	26.00	INSERT, CNSL TR PLT
72-75	Y W/A.C.	333518	1	26.00	INSERT, CNSL TR PLT
76-77	Y (EXC. A.C.)	362914	1	6.25	INSERT, CNSL TR PLT
76-77	Y W/A.C.	362913	1	6.25	INSERT, CNSL TR PLT
68-71	Y (EXC. A.C.)	345191	1	30.75	PLATE, TUN, FRT CNSL TR
69	Y (350)	3958741	1	3.60	PLATE, CNSL TR, ENG SPEC (300 HP.)
69	Y (427) W/3/2BC, H/PER.	3958743	1	2.05	PLATE, CNSL TR, ENG SPEC (400 HP.)
69	Y (427) W/SP. H/PER.	3958745	1	1.90	PLATE, CNSL TR, ENG SPEC (435 HP.)
69	Y (427) W/ALUMINUM HEAD	3958746	1	1.90	PLATE, CNSL TR, ENG SPEC (ZL1)
71	Y (350)	3995090	1	1.90	PLATE, CNSL TR, ENG SPEC (330 HP.)
71	Y (454) W/H/PER.	3995089	1	2.60	PLATE, CNSL TR, ENG SPEC (365 HP.)
72-76	Y (EXC. A.C.)	355399	1	60.00	PLATE, TUN FRT CNSL TR
72-76	Y W/A.C.	355400	1	60.00	PLATE, TUN FRT CNSL TR
77-81	Y	14048433	1	15.95	PLATE, U/B TUN FRT CNSL TR
77-79	Y W/A.T.(M38)	14048433	1	15.95	PLATE, U/B TUN FRT CNSL TR
82	Y07	14048434	1	15.95	PLATE, U/B TUN FRT CNSL TR
80-82	Y	14067517	1		PLATE UNIT, U/B TUNNEL FRT CNSL TRIM
68-76	Y	3926335	1	1.20	SEAL, CONT LVR, UPR (BLACK PLASTIC)
68-76	Y	3926336	1	4.00	SEAL, CONT LVR, UPR (BLACK PLASTIC)

4.020 BRACKET-COVER-DIAL-INDICATOR-LENS-LINK-PLATE-RETAINER, Transmission Control Indicator

77-82	Y	459371	1	.71	BRACKET, SHF IND DR LINK
77-82	Y	470350	1	7.80	COVER, CONT IND LIGHT
68-76	Y	6262643	1	2.90	DIAL, CONT IND
77-82	Y	470351	1	2.70	INDICATOR, CONT SHF
77-81	Y	459308	1	3.55	LENS, CONT IND
82	Y	14045936	1	3.55	LENS, CONT IND
77-82	Y	459389	1	1.85	LINK, SHFT IND DR
71-76	Y	3990800	1	7.15	PLATE, IND DIAL
77-82	Y	459306	1	7.80	PLATE, CONT SEL
71-76	Y	3990799	1	2.65	RETAINER, CONT IND DIAL

4.022 NUT-PLATE-RETAINER-WASHER, Transmission Control Indicator

80-81	Y	14003578	1	.32	NUT, TRANS CONV LK SW
68-76	Y	3922322	1	7.90	PLATE, CONT LVR SEAL TAPPING
68-76	Y	3922321	1	3.90	RETAINER, CONT LVR SEAL
68-82	Y	3859790	1	1.00	WASHER, CONT LVR

4.025 TUBE, Transmission Gearshift Control Shifter

69-74	Y W/T.W., TEL. WHL.	7805702	1	78.25	TUBE, STRG COL TRANS CONT LK
-------	---------------------	---------	---	-------	------------------------------

4.027 GATE-RING-SPRING-WASHER, Transmission Shift Control Lever

71-79	Y W/T.W., TEL. WHL.	7811592	1	3.40	GATE, STRG COL GEARSHIFT LVR
69-79	Y W/T.W., TEL. WHL.	7804907	1	.94	RING, SUPT AND SHIFT TUBE RET
68-82	Y	3859791	1	1.25	SPRING, CONT LVR LWR

AUTOMATIC TRANSMISSION (1968 - 1982)

4.027 GATE-RING-SPRING-WASHER, Transmission Shift Control Lever (Con't)

71-79	Y (EXC. T.W., TEL. WHL.)	7810567	1	2.00	SPRING, STRG COL SHIFT TUBE RTN LWR
69-78	Y (EXC. T.W., TEL. WHL.)	7832112	1	.90	WASHER, SHIFT TUBE THRUST

4.045 LEVER, Transmission Gearshift

68-82	Y	3949083	1	4.20	LEVER, PARK LK AND RANGE SEL
82	Y	14030185	1	.88	LEVER, TRANS CONT PARK LK RANGE SEL

4.047 BRACKET-CABLE-PIN-PLATE-SPRING-WASHER, Transmission Shift Control Cable

68-78	Y (M40)	9788709	1	3.85	BRACKET, CONT CABLE MT
77-81	Y	367913	1	4.20	BRACKET, CONT CABLE
82	Y	14030184	1	1.10	BRACKET, TRANS CONT CBL
82	Y(5.7)	14038660	1	4.10	BRACKET, TRANS T.V. CONT CBL
68-76	Y	3958079	1	23.30	CABLE
77-82	Y	357746	1	23.60	CABLE
68-78	Y	9779348	1	1.50	PIN, CONT CABLE SEL LVR (1/4 X 21/64)
79-82	Y	10005139	1	1.15	PIN, CONT CABLE (METRIC THD)
68-77	Y	3926278	1	1.05	PLATE, CONT CABLE SEAT RET TAPPING
74-82	Y	334961	1	.41	SPRING, CONT CABLE RET OR YOKE (4.681)
77-82	Y	3718496	1	.25	WASHER, TRANS CONT CABLE (0.662)

4.050 BRACKET-CABLE-SEAL, Transmission Detent Control

NOTE 1: WHEN USED IN PLC OF 1260459, ALSO USE SEAL 1262475.

74-78	Y (M38)	6261187	1	.40	BRACKET, DETENT VLV
75-81	Y	8640493	1	.59	BRACKET, DETENT VLV ACTR LVR
76-77	Y	1262620	1	15.15	CABLE, (NOTE 1)
78-80	Y (MV4, M33, M38)	1262620	1	15.15	CABLE, (NOTE 1)
81	Y	25507541	1	15.15	CABLE
82	Y	25509826	1	14.85	CABLE, TRANS DETENT CONT
76-78	Y (1ST DESIGN)	6264901	1	.53	SEAL, DETENT CONT CBL (O-RING)
78	Y (M38) (2ND DESIGN)	1262475	1	.53	SEAL, DETENT CONT CBL (MULTI LIP)
79-81	Y	1262475	1	.53	SEAL, DETENT CONT CBL (MULTI LIP)
82	Y	1262476	1	.53	SEAL, DETENT CONT CBL (MULTI LIP)

4.052 CLIP, Transmission Throttle Valve Control

68-69	Y	3711177	AR	.58	CLIP, LWR AND UPR, FRT ROD (3.425)
-------	---	---------	----	-----	------------------------------------

4.054 SWITCH, Transmission Safety Starting Switch

68-72	Y	3948538	1	23.05	SWITCH, NEU
73	Y	6273357	1	17.25	SWITCH, NEU SAF, BACKING LP, SEAT BELT WRNG
74-82	Y	470108	1	15.05	SWITCH, NEU SAFETY AND BACKING LP

4.057 SWITCH, Transmission Control

68-69	Y	1993424	1	9.35	SWITCH
70-77	Y (M40)	1242101	1	5.50	SWITCH, DNSHFT

4.060 BRACKET-RETAINER, Transmission Control Switch

70-73	Y	340693	1	4.50	BRACKET
75-76	Y	340693	1	4.50	BRACKET
77-82	Y	564708	1	.34	RETAINER

4.070 BRACKET-CABLE -RETAINER, Transmission Control Lock Cable

69-82	Y	3949076	1	3.40	BRACKET, STRG COL LWR MT
69-76	Y (M40)	3949085	1	10.30	BRACKET
76	Y (M38)	367912	1	3.90	BRACKET
69-76	Y	3949075	1	16.25	CABLE (21 1/8")
68-74	Y	516213	AR	.27	RETAINER, FRT AND RR (4.785)

4.075 CONNECTOR-RELAY-SOLENOID-SWITCH-WIRE, Transmission Smog Control

NOTE: SEE 2.408 GROUP FOR ELECTRICAL PARTS.

70-72	Y	8626597	1	4.90	CONNECTOR, CONT SW (ELEC.)(4.265)
70	Y	3961573	1	5.75	RELAY, CONT SPARK
71	Y	3990842	1	4.90	RELAY, CONT SW REV
71	Y	3990843	1	5.95	RELAY, CONT SW DELAY
72	Y	3996297	1	7.40	RELAY, CONT VAC ADVANCE DELAY
73	Y	6270698	1	4.10	RELAY, CONT SPARK DELAY
73-74	Y	1997413	1	13.50	SOLENOID, TEMP CONT SPARK
69-72	Y	1242101	1	5.50	SWITCH, CONT (4.057)
70-71	Y	6462286	1	3.36	SWITCH, CONT SPARK

AUTOMATIC TRANSMISSION (1968 - 1982)

4.075 CONNECTOR-RELAY-SOLENOID-SWITCH-WIRE, Transmission Smog Control (Con't)

72	Y	8627332	1	10.30	SWITCH, CONT SPARK
73	Y (350)	8627332	1	10.30	SWITCH, CONT SPARK
70-72	Y	8626426	1	2.68	WIRE, W/CONN SPARK SW TO CASE CONN
73	Y (350)	8626426	1	2.68	WIRE, T.C.S. SW TO ELEC CONN LEAD

4.081 MEMBER-MOUNT , Transmission Mounting

82	Y	14038295	1	49.00	MEMBER, SUPT CR
68-77	Y (M40)	3872247	1	10.20	MOUNT (ORANGE PAINT MARKING)
76-79	Y	3913498	1	8.95	MOUNT
80-82	Y	14018920	1	8.95	MOUNT

4.083 BRACKET, Transmission Mounting

74-79	Y	3913882	1	6.10	BRACKET, SUPT (0.029)
78-79	Y	3913877	LH	3.90	BRACKET, C/MBR
78-79	Y	3913878	RH	3.90	BRACKET, C/MBR

4.103 CASE, Transmission Case

68-77	Y (M40)	8627963	1	374.70	CASE
76-80	Y (M33, M38)	1256695	1	308.00	CASE, W/BSHG (6.0 METRIC THREAD)
80	Y (MV4)	14022239	1	313.00	CASE, W/BSHG
81	Y (MX3)	8641318	1	295.00	CASE, W/BSHG
82	Y (MD8)	8642901	1	426.00	CASE, W/BUSH,TRANS

4.104 BUSHING-PIPE-VENT, Transmission Case

68-77	Y (M40)	8623941	1	3.09	BUSHING
75-82	Y	6261016	1	3.35	BUSHING
68-72	Y	8623425	1	1.73	PIPE, W/SLEEVE, VENT
75-77	Y (M40)	8627566	1	1.00	PIPE, VENT
78-80	Y	6261289	1	.53	PIPE, VENT
81	Y (MX3)	6261289	1	.53	PIPE, VENT
82	Y	8633408	1	.89	PIPE, VENT
75-79	Y (M38)	8640496	1	.93	VENT (5.387)
76	Y	347411	1	3.50	VENT

4.105 PLUG , Transmission Case

75-77	Y (M40)	8611710	AR	.35	PLUG (.25 DIA.)
82	Y	8628864	1	.53	PLUG, CASE SERVO & ACCUM

4.115 BOLT-CONNECTOR-CONVERTER-PIN-RETAINER-SEAL-VALVE-WIRE, Transmission Converter

NOTE 1: LIST PRICE SHOWN DOES NOT INCLUDE EXCHANGE CHARGE. REFER TO DEALER PARTS PRICE SCHEDULE FOR EXCHANGE CHARGE.

73-82	Y	3987930	AR	.53	BOLT (3/8-16 X 19/32)
79-82	Y	1261968	AR	.46	BOLT, TRANS TO FLYWHEEL (M10 X 1.5 X 15)
80	Y	12300205	1	7.10	CONNECTOR, W/SEALS (ELECTRICAL)
81-82	Y	8634383	1	12.25	CONNECTOR, W/SEALS,CONVR CLU(ELECTRICAL)
68-72	Y (350)	8627947	1	141.00	CONVERTER, TORQUE (EXCHANGE ITEM) (NOTE 1)
68-69	Y (427) (EXC. SP. H/PER., H.D.)	8627946	1	141.00	CONVERTER, TORQUE (EXCHANGE ITEM) (NOTE 1)
69	Y (427) SP. H/PER., H.D.	8625982	1	141.00	CONVERTER, TORQUE (COMPLETE) (EXCHANGE ITEM) (NOTE 1)
70-74	Y (454) (EXC. H.D., SP. H/PER.)	8627946	1	141.00	CONVERTER, TORQUE (EXCHANGE ITEM) (NOTE 1)
71	Y (454) W/SP. H/PER.	8625982	1	141.00	CONVERTER, TORQUE (COMPLETE) (EXCHANGE ITEM) (NOTE 1)
73-76	Y (350) (EXC. SP. H/PER.)	8627947	1	141.00	CONVERTER, TORQUE (EXCHANGE ITEM) (NOTE 1)
73-76	Y (350) W/SP. H/PER.	8627955	1	141.00	CONVERTER, TORQUE (EXCHANGE ITEM) (NOTE 1)
76	Y (M38) (EXC. CALIF.)	3948963	1	141.00	CONVERTER, TORQUE (EXCHANGE ITEM) (NOTE 1)
76-79	Y (M38) (EXC. SP. H/PER.)	3963871	1	141.00	CONVERTER, TORQUE (EXCHANGE ITEM) (NOTE 1)
76	Y (M40)	8625982	1	141.00	CONVERTER, TORQUE (COMPLETE) (EXCHANGE ITEM) (NOTE 1)
78-79	Y W/SP. H/PER.	475524	1	141.00	CONVERTER (EXCHANGE ITEM) (NOTE 1)
80	Y (MV4)	8641919	1	284.00	CONVERTER, TORQUE (EXCHANGE ITEM) (NOTE 1)
80	Y (305) (M33)	8627946	1	141.00	CONVERTER, TORQUE (EXCHANGE ITEM) (NOTE 1)

AUTOMATIC TRANSMISSION (1968 - 1982)

4.115		BOLT-CONNECTOR-CONVERTER-PIN-RETAINER-SEAL-VALVE-WIRE, Transmission Converter (Con't)			
81	Y (MX3)	8641928	1	284.00	CONVERTER (REMANUFACTURED)
82	Y	8642938	1	284.00	CONVERTER (REBUILT)
80	Y (MV4)	112494	1	.26	PIN, CONV CLU VLV
81	Y (MX3)	112494	1	.26	PIN, CONV CLU VLV
81	Y	1251366	1	.50	RETAINER, CONV CLU CONT SW (3.885)
75-82	Y	6264903	1	.36	SEAL, O RING (4.338)
81-82	Y	25509432	1	12.90	VALVE, CONV CLU CONT(3.885)
80	Y (MV4)	12005892	1	30.75	WIRE, TORQ CONV CLU SW
81	Y	12016301	1	31.00	WIRE, TORQ CONV CLU SW
82	Y	12016433	1	30.75	WIRE, TORQ CONV CLU SW
4.122		SEAL-SOLENOID, Transmission Solenoid			
81	Y (MX3)	25500317	1	.78	SEAL, SOLENOID
82	Y(MD8)	8630049	1	.82	SEAL, O-RING,CONVR CLU SOL(4.123)
68-77	Y	8626974	1	N.L.	SOLENOID,
80	Y (MV4)	1997498	1	10.95	SOLENOID, TRANS
81	Y (MX3)	1997540	1	20.25	SOLENOID, TRANS
82	Y	8642930	1	13.05	SOLENOID, W/SEAL
4.123		BALL-RETAINER-RING-SEAL-SHAFT-SHAFT KIT, Transmission Input and Turbine Shaft			
82	Y	147485	8	.07	BALL, OIL TRANSFER PLUG(6.3MM)(4.216)
82	Y	8622757	1	.26	BALL, INPUT CLU HSG CHK VLV (4.256)
82	Y	8634503	1	1.44	RETAINER, W/BALL, CHECK VLV
80	Y (M33)	8640186	1	1.50	RING, OIL SEAL
81	Y (MX3)	8640186	1	1.50	RING, OIL SEAL
82	Y(MD8)	8642420	4	1.05	RING, OIL SEAL,TURB SHAFT (TEFLON)
80-82	Y	8630049	1	.82	SEAL, O-RING, TURB SHFT TO SEL WASHER
68-77	Y (M40)	8624772	1	37.00	SHAFT
76-79	Y (M38)	14033579	1	36.00	SHAFT
80	Y (M33)	25505774	1	54.00	SHAFT
80	Y (MV4)	14024301	1	70.00	SHAFT KIT
81	Y (MX3)	14024301	1	70.00	SHAFT KIT
4.128		CLIP-CONNECTOR-PIPE, Transmission Oil Cooler			
68-74	Y	3710497	AR	.35	CLIP, INLET AND OTLT PIPE
68	Y	386297	1	.78	CONNECTOR, COOLER INLET AND OTLT PIPE TO TRANS
70-77	Y	8629653	2	2.26	CONNECTOR, OIL COOLER INVERTED FLARED
74-79	Y (M38)	1258468	2	.87	CONNECTOR, OIL COOLER
79	Y (M38)	8629653	2	2.26	CONNECTOR, OIL COOLER TUBE(5/16)
80	Y (M33, MV4)	1258468	2	.87	CONNECTOR, OIL COOLER
81	Y (MX3)	1258468	2	.87	CONNECTOR, OIL COOLER
82	Y	8629653	2	2.26	CONNECTOR, OIL COOLER (5/16)
69	Y	3973884	1	2.45	PIPE, OIL COOLER INLET (AT RAD)
70-72	Y (454) (EXC. SP. H/PER.)	3973884	1	2.45	PIPE, OIL COOLER INLET (AT RAD)
73-76	Y (1ST DESIGN 1976)	3973884	1	2.45	PIPE, OIL COOLER INLET (AT RAD)
76-81	Y (2ND DESIGN 1976)	378173	1	2.45	PIPE, OIL COOLER INLET
4.133		INDICATOR-SEAL-TUBE , Transmission Oil Filler			
NOTE 1: TUBE TIP EXTENDS 1.26 IN. INTO TRANS CASE.					
68-73	Y	1239014	1	2.00	INDICATOR, W/CAP (DIP-STICK)
74-81	Y	10019293 1244421	1	1.85	INDICATOR, W/CAP (DIP-STICK)
82	Y	14038670	1	1.85	INDICATOR, TRANS OIL LVL(DIP-STICK)
68-78	Y (1ST DESIGN 1978)	6264902	1	.44	SEAL, TUBE (O RING TYPE)
78-82	Y (2ND DESIGN 1978)	1259475	1	.44	SEAL, TUBE (LIP TYPE)
68-73	Y	330120	1	4.20	TUBE (23")
76-78	Y (M38) (1ST DESIGN-1978)	364699	1	8.95	TUBE (USED W/O-RING SEAL)
77	Y (M40)	340659	1	3.40	TUBE (NOTE 1)
78	Y (M38) (2ND DESIGN)	14020816	1	8.95	TUBE (USED W/LIP TYPE SEAL)
79-81	Y	14020816	1	8.95	TUBE (USED W/LIP TYPE SEAL)
82	Y	14038669	1	8.95	TUBE, OIL FIL
4.158		BUSHING-GEAR-HOUSING-WASHER, Transmission Input			
68-79	Y W/A.T.	8641117	1	.63	BUSHING, INPUT RING GEAR SUPT
80-81	Y W/A.T.	8641117	1	.63	BUSHING, INPUT RING GEAR SUPT
76-80	Y (EXC. M40)	6261397	1	60.75	GEAR, W/SUPT, INPUT RING
82	Y	8642216	1	59.00	GEAR, INT REACT
82	Y	8642866	1	59.25	GEAR, INPUT INTERNAL
82	Y	8642371	1	84.25	HOUSING, W/SHAFT,INPUT CLU

AUTOMATIC TRANSMISSION (1968 - 1982)

4.158 BUSHING-GEAR-HOUSING-WASHER, Transmission Input (Con't)

75-78	Y (M38)	6261027	1	1.50	WASHER, INPUT RING GEAR FRT THRUST
76-80	Y (EXC. M40)	6260374	1	2.75	WASHER, INPUT RING GEAR RR THRUST
79-81	Y	8640060	1	3.05	WASHER, INPUT RING GEAR FRT THRUST
82	Y	8642067	1	2.70	WASHER, INPUT HSG TO STATOR SHF THR(1.92MM)
82	Y	8642068	1	2.70	WASHER, INPUT HSG TO STATOR SHF THR(2.09MM)
82	Y	8642069	1	2.70	WASHER, INPUT HSG TO STATOR SHF THR(2.26MM)
82	Y	8642070	1	2.70	WASHER, INPUT HSG TO STATOR SHF THR(2.43MM)
82	Y	8642071	1	2.70	WASHER, INPUT HSG TO STATOR SHF THR(2.60MM)
82	Y	8642072	1	2.70	WASHER, INPUT HSG TO STATOR SHF THR(2.77MM)
82	Y	8642073	1	2.70	WASHER, INPUT HSG TO STATOR SHF THR(2.94MM)
82	Y	8642074	1	2.70	WASHER, INPUT HSG TO STATOR SHF THR(3.11MM)

4.159 BEARING-BEARING KIT-BUSHING-GEAR-GEAR KIT-RING, Transmission Sun Gear

82	Y	8642162	1	4.55	BEARING, INPUT SUN GEAR
82	Y	8642191	1	5.45	BEARING, CARR TO REACT SHF
68-77	Y (M40)	8623920	1	3.67	BEARING KIT, W/RACE, CTR SUPT TO SUN GEAR THRUST
68-77	Y (M40)	8623921	1	3.92	BEARING KIT, W/RACE, SUN GEAR RR INTER GEAR THRUST
82	Y	8642906	1	1.20	BUSHING, INPUT SUN GEAR
68-77	Y (M40)	8626807	1	30.25	GEAR
76-81	Y (EXC. M40)	6260185	1	N.L.	GEAR
82	Y	8642179	1	36.50	GEAR, INPUT SUN
82	Y	8642204	1	36.50	GEAR, REACT SUN
82	Y(MD8)	8642942	1	121.00	GEAR KIT, W/CARR, INPUT SUN
82	Y	6261041	1	.40	RING, REACTION SUN GR RET (4.164)

4.161 BUSHING-SHAFT, Transmission Sun Gear and Shaft

73-77	Y	8623944	4	3.90	BUSHING, STATOR AND SUN GEAR SHF
68-77	Y	8623177	1	36.60	SHAFT, SUN GEAR

4.162 BEARING-BOLT-BUSHING-RING-SPACER-SUPPORT-WASHER, Transmission Housing

82	Y	8642066	1	4.05	BEARING, STATOR SHAFT TO SEL WASHER
68-77	Y (M40)	8624009	1	1.35	BOLT, CASE TO CTR SUPT
68-77	Y (M40)	8623942	1	10.95	BUSHING, CTR SUPT
75-81	Y (EXC. M40)	6261022	2	1.00	BUSHING, STATOR SHF RR
76-79	Y (EXC. M40)	1381366	1	1.25	BUSHING, STATOR SHF FRT
80	Y (M33)	1381366	1	1.25	BUSHING, STATOR SHF FRT
68-77	Y (M40)	8623437	1	3.18	RING, CTR SUPT TO CASE SNAP
68-77	Y (M40)	8626356	6	.89	RING, CTR SUPT OIL SEAL(4.226)
70-77	Y (M40)	8626816	1	2.46	SPACER, CTR SUPT
70-77	Y (M40)	8625990	1	126.70	SUPPORT, W/RACE, CTR
75	Y(M33, M38)	6261118	1		SUPPORT, LOW & REV CLU
76-81	Y (EXC. M40)	6261118	1		SUPPORT, LOW AND REV CLU
82	Y	6261118	1		SUPPORT, LOW AND REV CLU
82	Y(MD8)	8642859	1	52.75	SUPPORT, LOW & REV CLU
68-77	Y (M40)	8624783	1	1.15	WASHER, CTR SUPT TO REACTION CARR THRUST

4.163 BAND-PLATE-RING-SPRING, Transmission Clutch

NOTE 1: USE QTY OF TWO WITH (350, 454) CID ENGINE (EXC. SP/H PER), USE QTY OF 3 WITH SP/H PER (350).

NOTE 2: USE QTY OF TWO WITH (350, 454) CID ENGINE (EXC. SP/H PER), USE QTY OF ONE WITH SP/H PER (350).

NOTE 3: USE QTY. OF 4 WHEN USING AS FWD. CLUTCH PLATE ON (454). WHEN USING AS DIRECT CLUTCH PLATE USE QTY. OF 4 ON (350)(EXC. SP/H PER.), QTY. OF 5 ON (454), AND QTY. OF 6 WITH SP/H PER. (350).

82	Y	8642076	1	10.30	BAND, TRANS 2ND & 4TH
68-72	Y	8623151	3	N.L.	PLATE, INTER CLU(WAVED FACED)
68-72	Y	8623152	1	13.65	PLATE, INTER CLU BKG(10.92MM)
68-72	Y	8623849	4	N.L.	PLATE, FWD CLU(FLAT STEEL)
68-72	Y	8624199	1	4.57	PLATE, INTER CLU(WAVED STEEL)

AUTOMATIC TRANSMISSION (1968 - 1982)

4.163		BAND-PLATE-RING-SPRING, Transmission Clutch (Con't)			
68-77	Y (M40)	8623122	1	10.60	PLATE, DIR CLU BKG(10.16MM)
68-77	Y (M40)	8623150	AR	4.01	PLATE, INTER CLU(FLAT STEEL) (NOTE 1)
68-77	Y (M40)	8623851	2	4.57	PLATE, FWD CLU(WAVED STEEL) (NOTE 2)
68-77	Y (M40)	8624198	AR	N.L.	PLATE, FWD & DIR CLU(FLAT FACED)
68-77	Y (M40)	8625197	AR	N.L.	PLATE, DIR CLU DR
69	Y (427) W/SP. H/PER., H.D.	8626363	3	11.85	PLATE, INTER CLU(WAVED FACED)
71	Y (454) W/SP. H/PER.	8626363	3	11.85	PLATE, INTER CLU(WAVED FACED)
73-77	Y (M40)	8623151	3	N.L.	PLATE, INTER CLU(WAVED FACED)
73-78	Y (M40)	8623849	4	N.L.	PLATE, FWD CLU(FLAT STEEL)
73-77	Y (M40)	8624199	1	4.57	PLATE, INTER CLU(WAVED STEEL)
73-76	Y (M40) (EXC. SP. H/PER.)	8623152	1	13.65	PLATE, INTER CLU BKG(10.92MM)
73-77	Y (350) (M40) W/SP. H/PER.	8626363	3	11.85	PLATE, INTER CLU(WAVED FACED)
73-74	Y (454)	8625197	AR	N.L.	PLATE, FWD CLU(FLAT STEEL) (NOTE 3)
75-79	Y (M38)	6261349	1	10.35	PLATE, FWD CLU BKG(7.11MM)
75-79	Y (M38)	6261350	1	10.55	PLATE, FWD & DIR CLU BKG(7.87MM)
75-79	Y (M38)	8640672	AR	5.20	PLATE, INTER CLU(FLAT STEEL)
75-78	Y (M40)	8625197	AR	N.L.	PLATE, FWD CLU(FLAT STEEL) (NOTE 3)
76-79	Y (M38)	3832386	1	5.20	PLATE, LOW AND REV CLU DR (FACED) (.100 THK)
76-79	Y (M38)	6261071	1	N.L.	PLATE, FWD & DIR CLU (FLAT STEEL)
76-79	Y (M38)	6261072	1	10.55	PLATE, FWD CLU BKG(6.35MM)
76-79	Y (M38)	6261120	1	N.L.	PLATE, LOW & REV CLU(FLAT STEEL)
76-79	Y (M38)	6261277	1	10.30	PLATE, INTER CLU(FLAT FACED)
76-79	Y (M38)	8640673	1	11.00	PLATE, INTER CLU BKG(7.62MM)
76-79	Y (M38)	8641121	1	N.L.	PLATE, FWD & DIR CLU(FLAT FACED)
79-80	Y (MV4, M38)	8641460	1	N.L.	PLATE, FWD CLU(FLAT FACED)
80	Y (MV4)	6261071	1	N.L.	PLATE, FWD & DIR CLU (FLAT STEEL)
80	Y (MV4, M33)	3832386	1	5.20	PLATE, LOW AND REV CLU DR (FACED) (.100 THK)
80	Y (M33, MV4)	6261072	1	10.55	PLATE, FWD CLU BKG(6.35MM)
80	Y (M33, MV4)	6261120	1	N.L.	PLATE, LOW & REV CLU(FLAT STEEL)
80	Y (M33, MV4)	6261349	1	10.35	PLATE, FWD CLU BKG(7.11MM)
80	Y (M33, MV4)	6261350	1	10.55	PLATE, FWD & DIR CLU BKG(7.87MM)
80	Y (M33, MV4)	8640672	AR	5.20	PLATE, INTER CLU(FLAT STEEL)
80	Y (M33, MV4)	8640673	1	11.00	PLATE, INTER CLU BKG(7.62MM)
80-81	Y (M33, MV4, MX3)	8641121	1	N.L.	PLATE, FWD & DIR CLU(FLAT FACED)
81	Y (MX3)	6261071	1	N.L.	PLATE, FWD & DIR CLU (FLAT STEEL)
81	Y (MX3)	6261072	1	10.55	PLATE, FWD CLU BKG(6.35MM)
81	Y (MX3)	6261120	AR	N.L.	PLATE, TRANS LOW & REV CLU(FLAT STEEL)
81	Y (MX3)	6261349	1	10.35	PLATE, FWD CLU BKG(7.11MM)
81	Y (MX3)	6261350	1	10.55	PLATE, FWD & DIR CLU BKG(7.87MM)
81	Y (MX3)	8640672	AR	5.20	PLATE, INTER CLU(FLAT STEEL)
81	Y (MX3)	8640673	1	11.00	PLATE, INTER CLU BKG(7.62MM)
81	Y (MX3)	8641511	4	N.L.	PLATE, LOW & REV CLU(FLAT FACED)
82	Y	6261120	AR	N.L.	PLATE, TRANS LOW & REV CLU(FLAT STEEL)
82	Y	8641698	5	4.95	PLATE, LOW & REV CLU(FLAT FACED)
82	Y	8642060	1	10.30	PLATE, REV INPUT CLU(WAVED STEEL)
82	Y	8642061	3	10.30	PLATE, REV INPUT CLU(FLAT STEEL)
82	Y	8642062	4	10.30	PLATE, REV INPUT CLU(FLAT FACED)
82	Y	8642064	1	10.30	PLATE, REV INPUT CLU BKG(6.30MM)
82	Y	8642154	2	15.75	PLATE, OVERRUN CLU(FLAT STEEL)
82	Y	8642155	2	15.75	PLATE, OVERRUN CLU(FLAT FACED)
82	Y	8642163	1	15.75	PLATE, FWD CLU APPLY(6.44MM)
82	Y	8642165	5	10.30	PLATE, FWD CLU(FLAT FACED)
82	Y	8642167	4	10.30	PLATE, FWD CLU(FLAT STEEL)
82	Y	8642168	1	10.30	PLATE, FWD CLU(WAVED)
82	Y	8642169	1	10.30	PLATE, FWD CLU BKG(6.75MM)
82	Y	8642171	1	10.30	PLATE, 3RD & 4TH CLU RING RET
82	Y	8642172	1	10.30	PLATE, 3RD & 4TH CLU APPLY(3.30MM)
82	Y	8642173	5	10.30	PLATE, 3RD & 4TH CLU(FLAT STEEL)
82	Y	8642174	6	10.30	PLATE, 3RD & 4TH CLU(FLAT FACED)
82	Y	8642621	1	10.30	PLATE, 3RD & 4TH CLU BKG(7.13MM)
82	Y	8642622	1	10.30	PLATE, 3RD & 4TH CLU BKG(6.13MM)
82	Y	8642623	1	10.30	PLATE, 3RD & 4TH CLU BKG(5.13MM)
82	Y	8642624	1	10.30	PLATE, 3RD & 4TH CLU BKG(4.13MM)
82	Y	8642170	1	10.30	RING, FWD CLU BKG PLT RET
82	Y	8642177	1	10.30	RING, 3RD & 4TH CLU BKG PLT RET
82	Y	8642153	1	4.20	SPRING, OVERRUN CLU

4.164 BEARING-CLUTCH-GUIDE-HUB-RETAINER-RING-SEAT-SPRING-WASHER, Transmission Clutch

76-79	Y (M38)	9428864	1	5.95	BEARING, DIR CLU DRUM RR THRUST
-------	---------	---------	---	------	---------------------------------

4.164 BEARING-CLUTCH-GUIDE-HUB-RETAINER-RING-SEAT-SPRING-WASHER, Transmission Clutch (Con't)

76-79	Y (M38)	9436851	1	4.80	BEARING, DIR CLU DRUM TO PUMP CVR
80-81	Y (MV4)	9428864	1	5.95	BEARING, DIR CLU DRUM RR THRUST
80	Y (M33, MV4)	9436851	1	4.80	BEARING, DIR CLU DRUM TO PUMP CVR
75-79	Y (M38)	356826	1	25.46	CLUTCH, INTER O/RUN
80	Y (M33, MV4)	356826	1	25.46	CLUTCH, INTER O/RUN
81	Y (MX3)	356826	1	25.46	CLUTCH, INTER O/RUN
73-77	Y (M40)	8627385	1	4.22	GUIDE, INTER CLU SPRING
68-77	Y (M40)	8625717	1	25.90	HUB, FWD CLU
68-77	Y (M40)	8625718	1	26.55	HUB, DIR CLU
82	Y	8642159	1	27.50	HUB, OVERRUN CLU
68-77	Y (M40)	8623104	2	.88	RETAINER, FWD OR DIR CLU PSTN REL SPRING
68-77	Y (M40)	8623146	1	2.10	RETAINER, INTER CLU SPRING
68-77	Y (M40)	8623105	2	.38	RING, FWD & DIR CLU PSTN REL SPR RET SNAP(1 5/8" ID)
68-77	Y (M40)	8623112	1	2.82	RING, FWD OR DIR CLU SNAP
68-77	Y (M40)	8623149	1	2.18	RING, INTER CLU RET. SNAP (7 1/8" I.D.)
68-77	Y (M40)	8623153	1	.60	RING, INTER CLU REL SPRING RET. (3" I.D.)
76-82	Y	6261041	1	.40	RING, LOW AND REV CLU RET
76-79	Y (M38)	6261037	2	.40	RING, FWD & DIR CLU PSTN RTN
80	Y (M33, MV4)	6261037	2	.40	RING, FWD & DIR CLU PSTN RTN
82	Y	8628059	1	.77	RING, SNAP,REV INPUT CLU SPR RET
82	Y	8642065	1	4.25	RING, REV INPUT CLU RET
82	Y (MD8)	8628059	1	.77	RING, SNAP,OVERRUN CLU HUB RET
75-79	Y (M38)	8640323	1	4.35	SEAT, W/SPRING, DIR CLU PSTN RTN
76-79	Y (M38)	1242722	1	3.90	SEAT, W/SPRING, FWD CLU
76-79	Y (M38)	6260382	1	4.35	SEAT, W/SPRING, LOW AND REV CLU
77-79	Y (M38)	8640005	1	1.90	SEAT, FWD CLU PSTN RTN SPRING
80	Y (MV4)	8640005	1	1.90	SEAT, TRANS CLU PSTN RTN SPR (FWD)
80	Y (M33)	1242722	1	3.90	SEAT, W/SPRING, FWD CLU
80	Y (M33, MV4)	6260382	1	4.35	SEAT, W/SPRING, LOW AND REV CLU
80	Y (M33, MV4)	8640323	1	4.35	SEAT, W/SPRING, DIR CLU PSTN RTN
81	Y (MX3)	8640323	1	4.35	SEAT, W/SPRING, DIR CLU PSTN RTN
68-69	Y (M40)	8623103	16	.40	SPRING, DIR CLU PSTN REL
68-77	Y (M40)	8623145	3	.21	SPRING, INTER CLU REL
68-77	Y (M40)	8624101	16	.21	SPRING, FWD CLU PSTN REL
69-77	Y (M40)	8624073	16	.36	SPRING, DIR CLU REL
76-79	Y (M38)	1243126	1	4.35	SPRING, W/SEAT,INTER CLU PSTN RTN
76-79	Y (M38)	6261309	1	4.25	SPRING, INTER CLU PSTN CUSH
76-79	Y (M38)	6261681	1	.40	SPRING, FWD CLU PSTN RTN
76-79	Y (M38)	8640176	1	4.25	SPRING, FWD CLU PSTN CUSH
80	Y (M33, MV4)	1243126	1	4.35	SPRING, W/SEAT,INTER CLU PSTN RTN
80	Y (M33, MV4)	6261309	1	4.25	SPRING, INTER CLU PSTN CUSH
80	Y (M33, MV4)	6261681	1	.40	SPRING, FWD CLU PSTN RTN
80	Y (M33, MV4)	8640176	1	4.25	SPRING, FWD CLU PSTN CUSH
81	Y (MX3)	1243126	1	4.35	SPRING, W/SEAT,INTER CLU PSTN RTN
81	Y (MX3)	6261309	1	4.25	SPRING, INTER CLU PSTN CUSH
81	Y (MX3)	8640176	1	4.25	SPRING, FWD CLU PSTN CUSH
82	Y	8642059	1	4.25	SPRING, REV INPUT CLU
82	Y	8642227	1	4.25	SPRING, LOW & REV CLU
68-77	Y (M40)	8624196	1	1.47	WASHER, FWD CLU HSG TO FWD CLU HUB THRUST
69-77	Y (M40)	8624781	1	.67	WASHER, FWD CLU HUB TO DIR CLU HUB THRUST

4.166 PISTON-PISTON KIT-SEAL KIT, Transmission Clutch

NOTE 1: WHEN USING IN TRANS. EQUIPPED WITH LOOSE PISTON RETURN SPRINGS, LOOSE SPRINGS MUST BE DISCARDED AND REPLACED WITH 6260382 PISTON RETURN SPRING.

NOTE 2: WHEN USING IN TRANS. EQUIPPED WITH LOOSE PISTON RETURN SPRINGS, LOOSE SPRINGS MUST BE DISCARDED AND REPLACED BY 1243126 SPR & SEAT ASM.

NOTE 3: WHEN USING IN TRANS. EQUIPPED WITH LOOSE PISTON RETURN SPRINGS, THE LOOSE SPRINGS MUST BE DISCARDED AND REPLACED BY 8640005 SPR & SEAT ASM.

68-72	Y	8624210	1	15.55	PISTON, INTER
68-72	Y (EXC. 454)	8625514	1	22.30	PISTON, DIR
68-72	Y (EXC. 454)	8627990	1	17.85	PISTON, FWD
68-74	Y (305) (M33)	344212	1	15.65	PISTON, LOW AND REV
69	Y (427) W/SP. H/PER., H.D.	8626544	1	37.50	PISTON, DIR
70-74	Y (454) (EXC. H.D., SP. H/PER.)	8625384	1	21.45	PISTON, DIR
70-74	Y (454) (EXC. H.D., SP. H/PER.)	8625505	1	19.20	PISTON, FWD
71	Y (454) W/SP. H/PER.	8626544	1	37.50	PISTON, DIR
71	Y (454) W/SP. H/PER.	8627990	1	17.85	PISTON, FWD
73-77	Y (M40)	8626938	1	13.55	PISTON, INTER
73-74	Y (350) (EXC. SP. H/PER.)	8625514	1	22.30	PISTON, DIR

AUTOMATIC TRANSMISSION (1968 - 1982)

4.166 PISTON-PISTON KIT-SEAL KIT, Transmission Clutch (Con't)

73-77	Y (350) (M40) W/SP. H/PER.	8626544	1	37.50	PISTON, DIR
73-77	Y (350) (M40)	8627990	1	17.85	PISTON, FWD
76-79	Y (M38)	344211	1	16.45	PISTON, LOW AND REV (NOTE 1)
76-79	Y (M38)	1243383	1	1.85	PISTON, W/SEALS, DIR CLU ACCUM
76-79	Y (M38)	1246319	1	16.50	PISTON, INTER (NOTE 2)
76-79	Y (M38)	6260197	1	17.30	PISTON, DIR
76-79	Y (M38)	8640071	1	15.75	PISTON, FWD (NOTE 3)
80	Y (MV4)	344211	1	16.45	PISTON, LOW AND REV (NOTE 1)
80	Y (MV4)	6260197	1	17.30	PISTON, DIR
80	Y (MV4)	8640071	1	15.75	PISTON, FWD (NOTE 3)
80	Y (M33, MV4)	1243383	1	1.85	PISTON, W/SEALS, DIR CLU ACCUM
80	Y (M33, MV4)	1246319	1	16.50	PISTON, INTER (NOTE 2)
80	Y (305) (M33)	344212	1	15.65	PISTON, LOW AND REV
80	Y (305) (M33)	8640070	1	15.75	PISTON, FWD (NOTE 3)
80	Y (305H) (M33)	6260196	1	16.45	PISTON, DIR
81	Y (MX3)	1243383	1	1.85	PISTON, W/SEALS, DIR CLU ACCUM
81	Y (MX3)	6260197	1	17.30	PISTON, DIR
82	Y	8642050	1	15.75	PISTON, REV INPUT CLU
82	Y	8642135	1	24.75	PISTON, 3RD & 4TH INPUT CLU
82	Y	8642144	1	24.75	PISTON, FWD CLU
82	Y	8642148	1	24.75	PISTON, OVERRUN CLU
82	Y	8642221	1	15.95	PISTON, LOW & REV CLU
76-78	Y (M38)	1239836	1	5.80	PISTON KIT, INTER ACCUM
68-77	Y (M40)	8623917	2	N.L.	SEAL KIT, DIR PSTN
68-77	Y (M40)	8623917	1	N.L.	SEAL KIT, FWD
68-77	Y (M40)	8623918	1	N.L.	SEAL KIT, INTER PSTN
76-79	Y (M38)	3947086	1	4.35	SEAL KIT, FWD PSTN
76-79	Y (M38)	3947087	1	4.65	SEAL KIT, DIR PSTN
76-79	Y (M38)	3947088	1	5.80	SEAL KIT, INTER PSTN
76-79	Y (M38)	3947089	1	1.05	SEAL KIT, LOW AND REV PSTN
80	Y (M33, MV4)	3947086	1	4.35	SEAL KIT, FWD PSTN
80	Y (M33, MV4)	3947087	1	4.65	SEAL KIT, DIR PSTN
80	Y (M33, MV4)	3947088	1	5.80	SEAL KIT, INTER PSTN
80	Y (M33, MV4)	3947089	1	1.05	SEAL KIT, LOW AND REV CLUTCH
81	Y (MX3)	3947086	1	4.35	SEAL KIT, FWD PSTN
81	Y (MX3)	3947087	1	4.65	SEAL KIT, DIR CLU & PSTN
81	Y (MX3)	3947088	1	5.80	SEAL KIT, INTER PSTN
82	Y	8642916	1	1.00	SEAL KIT, LOW & REV CLU
82	Y	8642918	1	4.45	SEAL KIT, REV INPUT CLU
82	Y	8642919	1	5.10	SEAL KIT, INPUT HSG PSTN

4.167 CAM-RETAINER-RING-ROLLER-SPRAG-SPRING, Transmission Clutch

76-79	Y (M38)	6260318	1	23.45	CAM, INTER O/RUN CLU
80-81	Y (M33, MX3)	6260318	1	23.45	CAM, INTER O/RUN CLU
68-77	Y (M40)	8627334	1	1.71	RETAINER, INTER CLU SPRAG
75-79	Y (M38)	6261143	1	2.70	RETAINER, INTER O/RUN CLU
80	Y (M33, MV4)	6261143	1	2.70	RETAINER, INTER O/RUN CLU
81	Y (MX3)	6261143	1	2.70	RETAINER, INTER O/RUN CLU
68-77	Y (M40)	8623120	1	.50	RING, INTER CLU SPRAG RET SNAP (2 3/4" I.D.)
76-79	Y (M38)	6261048	1	.54	RING, FWD AND DIR CLU PRESS
80	Y (M33, MV4)	6261048	1	.54	RING, FWD AND DIR CLU PRESS
82	Y	8642374	1	.54	RING, 3RD & 4TH CLU APPLY (1 BAR)
73-77	Y (M40)	8625814	1	17.05	ROLLER, INTER CLU
68-72	Y	8623116	1	29.50	SPRAG, W/BSHG
73-77	Y (M40)	8623116	1	29.50	SPRAG, W/BSHG
82	Y	8642140	1	2.00	SPRING, 3RD & 4TH INPUT CLU

4.168 BUSHING-RACE-RING, Transmission Clutch

68-72	Y	8623945	2	3.09	BUSHING, INTER SPRAG
73-77	Y (350) W/SP. H/PER.	8623945	2	3.09	BUSHING, INTER SPRAG
68-77	Y (M40)	8629487	1	43.40	RACE, INTER CLU SPRAG OTR
75-79	Y (M38)	6261021	1	24.10	RACE, INTER CLU O/RUN OTR
80	Y (M33, MV4)	6261021	1	24.10	RACE, INTER CLU O/RUN OTR
81	Y (MX3)	6261021	1	24.10	RACE, INTER CLU O/RUN OTR
82	Y	8642161	1	24.35	RACE, FWD CLU OTR
75-79	Y (M38)	6261038	1	.40	RING, INTER O/RUN CLU TO RET
80	Y (M33, MV4)	6261038	1	.40	RING, INTER O/RUN CLU TO RET
81	Y (MX3)	6261038	1	.40	RING, INTER O/RUN CLU TO RET

4.169 BUSHING-DRUM-HOUSING-HOUSING KIT-RETAINER-RING-WASHER, Transmission Clutch

NOTE 1: USE T/W 360941 WHEN REPLACING 6260188 HSG ASM.

75-79	Y (M38)	8640099	1	2.05	BUSHING, DIR DRUM
80	Y (M33, MV4)	8640099	1	2.05	BUSHING, DIR DRUM

AUTOMATIC TRANSMISSION (1968 - 1982)

4.169 BUSHING-DRUM-HOUSING-HOUSING KIT-RETAINER-RING-WASHER, Transmission Clutch (Con't)

81	Y (MX3)	8640099	1	2.05	BUSHING, DIR DRUM
76-79	Y (M38)	8640307	1	74.25	DRUM, DIR
80	Y (M33, MV4)	8640307	1	74.25	DRUM, DIR
81	Y (MX3)	8640307	1	74.25	DRUM, DIR
68-72	Y (EXC. 454)	8627433	1	94.70	HOUSING, W/RACE, DIR
68-77	Y (M40)	8624908	1	53.85	HOUSING, W/WASHER, FWD
69	Y (427) SP. H/PER.	8627387	1	95.15	HOUSING, W/CAM, DIR
70-72	Y (454)	8627387	1	95.15	HOUSING, W/CAM DIR
73-77	Y (M40)	8627435	1	94.70	HOUSING, DIR
73-74	Y (350) (EXC. SP. H/PER.)	8627387	1	95.15	HOUSING, W/CAM, DIR
73-74	Y (454)	8627388	1	97.25	HOUSING, W/CAM, DIR
79	Y (M38)	8640338	1	66.25	HOUSING, FWD
80	Y (M33)	8640338	1	66.25	HOUSING, FWD
82	Y	8642141	1	101.00	HOUSING, FWD CLU
82	Y(MD8)	8642923	1	56.25	HOUSING, W/DRUM & RET,REV INPUT CLU
76-79	Y (M38)	360943	1	58.00	HOUSING KIT, FWD (NOTE 1)
80	Y (MV4)	360943	1	58.00	HOUSING KIT, FWD (NOTE 1)
81	Y (MX3)	360943	1	58.00	HOUSING KIT, FWD
82	Y	8628732	1	.31	RETAINER, W/BALL,FWD CLU HSG CHK VLV
82	Y	8628732	1	.31	RETAINER, W/BALL,REV INPUT CLU CHK VLV
75-79	Y (M38)	6261570	1	3.05	RING, FWD HSG OIL SEAL
75-79	Y (M38)	6261746	3	3.25	RING, DIR DRUM OIL SEAL
80	Y (MV4, M33)	6261570	1	3.05	RING, FWD HSG OIL SEAL
81	Y (MX3)	6261746	3	3.25	RING, DIR DRUM OIL SEAL
81	Y(MX3)	6261570	1	3.05	RING, TRANS FWD CLU HSG OIL SEAL
68-77	Y (M40)	8623300	1	1.64	WASHER, OIL PUMP CVR TO FWD CLU HSG THRUST (.060-.064" THK.) (YELLOW)
68-77	Y (M40)	8623301	1	1.64	WASHER, OIL PUMP CVR TO FWD CLU HSG THRUST (.071-.075" THK.)
68-77	Y (M40)	8623302	1	1.64	WASHER, OIL PUMP CVR TO FWD CLU HSG THRUST (.082-.086" THK.) (RED)
68-77	Y (M40)	8623303	1	1.64	WASHER, OIL PUMP CVR TO FWD CLU HSG THRUST (.093-.097" THK.) (BROWN)
68-77	Y (M40)	8623304	1	1.64	WASHER, OIL PUMP CVR TO FWD CLU HSG THRUST (.104-.108" THK.) (GREEN)
68-77	Y (M40)	8623305	1	1.64	WASHER, OIL PUMP CVR TO FWD CLU HSG THRUST (.115-.119" THK.) (BLACK)
68-77	Y (M40)	8623306	1	1.64	WASHER, OIL PUMP CVR TO FWD CLU HSG THRUST (.126-.130" THK.) (PURPLE)

4.172 PLUG-RING-SHAFT, Transmission Mainshaft

68-74	Y	8623484	2	.31	PLUG, MAIN SHF OR SHF AND BSHG OUTPUT (11/32 DIA.)
68-77	Y (M40)	8625221	1	.38	RING, MAINSHAFT RET SNAP
68-77	Y (M40)	8625736	1	33.70	SHAFT, W/PLUG

4.175 BUSHING-CARRIER-PINION KIT-RING-RING GEAR-SHAFT-SHELL-SUPPORT-WASHER, Transmission Output Shaft or Carrier

NOTE 1: WHEN USING 8641076 W/INPUT SHAFTS THAT HAVE A TEFLON OIL SEAL RING, DISCARD OUTPUT SHAFT BUSHING 8641058.

80	Y (M33, MV4)	6261033	1	1.45	BUSHING, REACTION PLANET CARR
80	Y (M33, MV4)	6261033	1	1.45	BUSHING, SUN GEAR
68-77	Y (M40)	8625957	1	154.35	CARRIER, OUTPUT (COMPLETE)
68-77	Y (M40)	8627893	1	163.00	CARRIER, REACTION (COMPLETE)
76-77	Y (M38)	6261643	1	105.00	CARRIER, OUTPUT PLANET
76-79	Y (M38)	6261645	1	110.00	CARRIER, REACTION PLANET
78-79	Y (M38)	1250023	1	N.L.	CARRIER, W/BRG, OUTPUT
80	Y (M33, MV4)	1250023	1	N.L.	CARRIER, W/BRG, OUTPUT
80	Y (M33, MV4)	6261645	1	110.00	CARRIER, REACTION PLANET
81	Y (MX3)	1250023	1	N.L.	CARRIER, W/BRG, OUTPUT
82	Y	8642182	1	88.75	CARRIER, INPUT (COMPL)
82	Y	8642207	1	88.75	CARRIER, REACT
68-77	Y (M40)	8625913	1	49.60	PINION KIT, REACTION AND OUTPUT CARR
75-77	Y (M40)	8627657	1	.94	RING, REACTION DRUM SPACER
76-77	Y (M38)	1250022	1	N.L.	RING GEAR, W/BRG, OUTPUT
68-74	Y (M40)	8625961	1	71.25	SHAFT, W/BSHG, OUTPUT

4.175 BUSHING-CARRIER-PINION KIT-RING-RING GEAR-SHAFT-SHELL-SUPPORT-WASHER, Transmission Output Shaft or Carrier (Con't)

75-77	Y (M40)	8627453	1	97.45	SHAFT, W/BSHG, OUTPUT
76-79	Y (M38)	8641076	1	52.50	SHAFT, OUTPUT (NOTE 1)
80	Y (MV4, M33)	8641076	1	52.50	SHAFT, OUTPUT (NOTE 1)
81	Y (MX3)	8641076	1	52.50	SHAFT, OUTPUT (NOTE 1)
82	Y	8642196	1	68.00	SHAFT, REACT CARR
82	Y	8642229	1	70.00	SHAFT, OUTPUT
75-79	Y (M38)	1241726	1	29.25	SHELL, TRANS SUN GR DR
80	Y (M33, MV4)	1241726	1	29.25	SHELL, TRANS SUN GR DR
81	Y (MX3)	1241726	1	29.25	SHELL, TRANS SUN GR DR
82	Y	8642203	1	16.85	SHELL, REACT SUN
82	Y	8642218	1	29.25	SUPPORT, INT REACT GR
68-78	Y	8626372	1	4.45	WASHER, REACTION CARR TO OUTPUT CARR, THRUST (4.176)

4.176 BEARING-BUSHING-RETAINER-RING-SEAL-WASHER, Transmission Output Shaft or Carrier

NOTE 1: USE SELECTIVELY.

68-77	Y (M40)	8624988	1	4.30	BEARING, OUTPUT SHF
75-79	Y (M38)	1256852	1	4.65	BEARING, OUTPUT RING GEAR FRT THRUST
76-79	Y (M38)	9427759	1	4.80	BEARING, OUTPUT RR GEAR RR THRUST
80	Y (M33)	9436852	1	4.80	BEARING, OUTPUT CARR
80	Y (M33, MV4)	1256852	1	4.65	BEARING, OUTPUT RING GEAR FRT THRUST
80	Y (M33, MV4)	9427759	1	4.80	BEARING, OUTPUT RR GEAR RR THRUST
81	Y (MX3)	1256852	1	4.65	BEARING, OUTPUT RING GEAR FRT THRUST
82	Y	8642191	1	5.45	BEARING, REACT GR SUPT TO CASE(4.159)
82	Y	8642215	1	4.65	BEARING, REACT CARR TO SUPT
76-79	Y (M38)	3789034	1	1.45	BUSHING, OUTPUT SHF
76-79	Y (M38)	6261033	1	1.45	BUSHING, SUN GEAR
76-79	Y (M38)	6261033	1	1.45	BUSHING, REACTION PLANET CARR
80	Y (MV4)	8641058	1	1.45	BUSHING, OUTPUT SHF
80	Y (M33, MV4)	6261033	1	1.45	BUSHING, SUN GEAR
80	Y (M33, MV4)	6261033	1	1.45	BUSHING, REACTION PLANET CARR
81	Y (MX3)	6261033	1	1.45	BUSHING, SUN GEAR
81	Y (MX3)	6261033	1	1.45	BUSHING, REACTION PLANET CARR
81	Y (MX3)	8641058	1	1.45	BUSHING, OUTPUT SHF
82	Y	8642907	1	1.20	BUSHING, REACT CARR SHF RR
82	Y	8642908	1	1.20	BUSHING, REACT CARR SHF FRT
82	Y	8642909	1	1.20	BUSHING, REACT SUN
82	Y	8642230	1	4.05	RETAINER, OTPUT SHF TO INPUT CARR
68-77	Y (M40)	8626112	1	4.18	RING, FRT INTERNAL GEAR
69-77	Y (M40)	8626173	1	2.07	RING, SNAP OUTPUT FRT INTERNAL GEAR
76-79	Y (M38)	6261039	1	.40	RING, OUTPUT CARR RET TO OUTPUT SHF
76-79	Y (M38)	6261040	1	.40	RING, OUTPUT RR GEAR SUPT TO SHF
76-79	Y (M38)	6261066	1	.40	RING, SUN GEAR DRIVE SHELL RET
80	Y (M33, MV4)	6261039	1	.40	RING, OUTPUT CARR RET TO OUTPUT SHF
80	Y (M33, MV4)	6261040	1	.40	RING, OUTPUT RR GEAR SUPT TO SHF
80	Y (M33, MV4)	6261066	1	.40	RING, SUN GEAR DRIVE SHELL RET
82	Y	8642201	1	4.45	RING, REACT SHF TO INT GR RET
82	Y	8642220	1	2.15	RING, REACT GR TO SUPT RET
82	Y	8642178	1	1.00	SEAL, INPUT HSG TO OTPUT SHF
68-77	Y (M40)	8625401	1	4.73	WASHER, OUTPUT SHF TO CASE RR THRUST (.074-.078 THK.) (NOTE 1)
68-77	Y (M40)	8625402	1	4.73	WASHER, OUTPUT SHF TO CASE RR THRUST (.082-.086 THK.) (1 NOTCH TAB SIDE) (NOTE 1)
68-77	Y (M40)	8625403	1	4.73	WASHER, OUTPUT SHF TO CASE RR THRUST (.090-.094 THK.) (2 NOTCH TAB SIDE) (NOTE 1)
68-77	Y (M40)	8625404	1	4.73	WASHER, OUTPUT SHF TO CASE RR THRUST (.098-.102 THK.) (NOTE 1)
68-77	Y (M40)	8625405	1	4.73	WASHER, OUTPUT SHF TO CASE RR THRUST (.110-.114 THK.) (2 NOTCH TAB SIDE O.D.) (NOTE 1)
68-77	Y (M40)	8625406	1	4.73	WASHER, OUTPUT SHF TO CASE RR THRUST (.118-.122 THK.) (3 NOTCH TAB SIDE O.D.) (NOTE 1)

4.176 BEARING-BUSHING-RETAINER-RING-SEAL-WASHER, Transmission Output Shaft or Carrier (Con't)

68-77	Y (M40)	8626372	1	4.45	WASHER, OUTPUT SHF TO CASE FRT THRUST (3 9/32 O.D.)
75-79	Y (M38)	1241725	1	1.50	WASHER, SUN GEAR THRUST
76-77	Y (M38)	6261124	1	1.10	WASHER, OUTPUT RING GEAR FRT THRUST
76-79	Y (M38)	6261184	1	1.50	WASHER, SUN GEAR SHELL RR THRUST
79	Y (M38)	6261184	1	1.50	WASHER, BET LOW & REV CLU RACE & SHELL
80	Y (MV4)	6261184	1	1.50	WASHER, SUN GEAR SHELL RR THRUST
80	Y (M33)	6261184	1	1.50	WASHER, BET LOW & REV CLU RACE & SHELL
80	Y (M33, MV4)	1241725	1	1.50	WASHER, SUN GEAR THRUST
81	Y (MX3)	1241725	1	1.50	WASHER, SUN GEAR THRUST
82	Y	8642202	1	1.45	WASHER, REACT SHF TO SHELL THR
82	Y	8642331	1	1.45	WASHER, RACE TO REACT SHELL THR
82	Y	8642432	1	1.45	WASHER, INPUT CARR TO RACE THR

4.180 BUSHING-CAM-CLUTCH-RACE-RING-ROLLER-ROLLER KIT-SPRAG-SPRING, Transmission Clutch

NOTE 1: USE WITH ROLLER TYPE LOW CLUTCH.

82	Y	8642905	1	1.20	BUSHING, REV INPUT CLU HSG FRT
82	Y	8642158	1	20.60	CAM, FWD RLR CLU
76-79	Y (M38)	6261305	1	N.L.	CLUTCH, LOW AND REV O/RUN
80	Y (M33, MV4)	6261305	1	N.L.	CLUTCH, LOW AND REV O/RUN
82	Y	6261305	1	N.L.	CLUTCH, LOW AND REV O/RUN
76-79	Y (M38)	6261125	1	24.05	RACE, LOW AND REV O/RUN CLU
80	Y (M33, MV4)	6261125	1	24.05	RACE, LOW AND REV O/RUN CLU
82	Y	6261125	1	24.05	RACE, LOW AND REV O/RUN CLU
75-79	Y (M38)	6261051	1	.69	RING, LOW AND REV O/RUN CLU RET
76-79	Y (M38)	6261416	1	.65	RING, LOW AND REV CLU
80	Y (M33, MV4)	6261051	1	.69	RING, LOW AND REV O/RUN CLU RET
80	Y (M33, MV4)	6261416	1	.65	RING, LOW AND REV CLU
82	Y	6261051	1	.69	RING, LOW AND REV O/RUN CLU RET
82	Y	6261416	1	.65	RING, LOW AND REV CLU SUPT RET
82	Y	8642160	1	20.90	ROLLER, FWD CLU
82	Y (MD8)	8647062	1	20.90	ROLLER, FWD CLU
71-77	Y (M40)	8624960	1	1.47	ROLLER KIT, LOW CLU
68-77	Y (M40)	8623842	1	18.35	SPRAG, LOW CLU (16 ROLLERS) (NOTE 1)
75-79	Y (M38)	6261415	1	2.10	SPRING, LOW AND REV CLU SUPT RET
80	Y (M33, MV4)	6261415	1	2.10	SPRING, LOW AND REV CLU SUPT RET
82	Y	6261415	1	2.10	SPRING, LOW AND REV CLU SUPT RET

4.187 BEARING KIT-GEAR-RING, Transmission Rear Internal Gear

68-77	Y (M40)	8623922	1	3.67	BEARING KIT, W/RACE, RR INTER GEAR OUTPUT THRUST
76-79	Y (M38)	1250022	1	N.L.	BEARING KIT, OUTPUT RING GEAR
80	Y (M33, MV4)	1250022	1	N.L.	BEARING KIT, OUTPUT RING GEAR
68-77	Y (M40)	8623202	1	46.70	GEAR, RR INTERNAL MAINSHAFT
76-79	Y (M38)	6261049	1	1.50	RING, INPUT AND OUTPUT RING GEAR RET (TO SUPT)
80	Y (MV4)	6261049	1	1.50	RING, INPUT AND OUTPUT RING GEAR RET (TO SUPT)

4.195 PAN, Transmission Oil

NOTE 1: PAN HAS TWO STAMPED BOSSES FOR IDENTIFICATION.

68-77	Y (M40)	8625766	1	17.60	PAN (NOTE 1)
75-79	Y (M38)	8641537	1	16.95	PAN
80	Y (M33, MV4)	8641537	1	16.95	PAN
81	Y (MX3)	8641537	1	16.95	PAN
82	Y	8642213	1	16.50	PAN

4.196 GASKET, Transmission Oil Pan

68-72	Y	8623266	1	1.80	GASKET
73-76	Y (M40)	8623266	1	1.80	GASKET
75-79	Y (M38)	25504700	1	N.L.	GASKET
77	Y (M40)	8626998	1	3.26	GASKET
80	Y (M33, MV4)	25504700	1	N.L.	GASKET
81	Y (MX3)	25504700	1	N.L.	GASKET
82	Y	8642360	1	1.90	GASKET

4.197 BOLT-CLIP-COVER-FILTER-GASKET-GROMMET-PIPE-SCREEN KIT-SEAL, Transmission Oil Pan

NOTE 1: FOR USE WITH 2ND DESIGN FILTER 6437741.

4.197 BOLT-CLIP-COVER-FILTER-GASKET-GROMMET-PIPE-SCREEN KIT-SEAL, Transmission Oil Pan (Con't)

68-77	Y (M40)	8625769	1	.72	BOLT, SHLDR (NOTE 1)
82	Y	8642421	2	.39	CLIP, ELEC WIRE
82	Y	8642422	1	.39	CLIP, FLTR RET
82	Y	8642055	1	1.45	COVER, OIL PASS
68-77	Y (M40)	6259423	1	N.L.	FILTER, OIL PUMP
82	Y	8642933	1	15.00	FILTER, W/SEAL & GSKT,OIL
75-79	Y (M38)	6261235	1	.36	GASKET, OIL PUMP SCREEN
80	Y (MV4)	6261235	1	.36	GASKET, OIL PUMP SCREEN
81	Y (MX3)	6261235	1	.36	GASKET, OIL PUMP SCREEN
68-77	Y (M40)	6437746	1	.65	GROMMET, PUMP FILTER (NOTE 1)
68-77	Y (M40)	8626886	1	3.95	PIPE, OIL FILTER INLET (NOTE 1)
76-79	Y (M38)	8641910	1	N.L.	SCREEN KIT, PUMP SCREEN
80	Y (MV4)	6258504	1	N.L.	SCREEN KIT, PUMP SCREEN
80	Y (M33)	8641910	1	N.L.	SCREEN KIT, PUMP SCREEN
81	Y (MX3)	6258504	1	N.L.	SCREEN KIT, PUMP SCREEN
68-77	Y (M40)	1363951	1	.53	SEAL, FILTER INT PIPE TO CASE (O-RING)

4.205 HOSE-MODULATOR-MODULATOR KIT-PIPE-RETAINER-SEAL-SWITCH-TEE-VALVE, Transmission Vacuum

74	Y	326560	2	.66	HOSE, VAC MOD PIPE
76-79	Y (M38)	359917	1	N.L.	MODULATOR
80	Y (MV4)	359917	1	N.L.	MODULATOR
80	Y (M33)	6259799	1	N.L.	MODULATOR
81	Y (MX3)	458464	1	12.35	MODULATOR
68-75	Y (M40)	3027222	1	N.L.	MODULATOR KIT, W/O RING
76-77	Y (M40)	3027842	1	N.L.	MODULATOR KIT, W/O RING
68-77	Y (M40)	3937972	1	14.25	PIPE, VAC MOD
68-77	Y (M40)	8627650	1	.53	RETAINER, VAC MOD
75-79	Y (M38)	6261285	1	.54	RETAINER, VAC MOD
80	Y (M33, MV4)	6261285	1	.54	RETAINER, VAC MOD
81	Y (MX3)	6261285	1	.54	RETAINER, VAC MOD
68-81	Y W/A.T.	6264903	1	.36	SEAL, VAC MOD TO CASE (4.338)
80	Y (MV4)	14014519	1	12.65	SWITCH, TRANS CONV VAC
69	Y (427) W/H/PER.	3752621	1	.49	TEE, SPECIAL HOSE (NYLON) SW. HOSE(3.278)
68-77	Y (M40)	8623983	1	7.95	VALVE, MOD
76-79	Y (M38)	6261516	1	5.35	VALVE, MOD
80	Y (MV4)	14020690	1	5.65	VALVE, VAC DELAY
80	Y (M33, MV4)	6261516	1	5.35	VALVE, MOD
81	Y (MX3)	6261516	1	5.35	VALVE, MOD

4.216 BALL-PIN-PLUG-RING-RIVET-SEAT-SPACER-SPRING-STOP-VALVE-VALVE KIT-WASHER, Transmission Pressure Regulator and Oil Pump

NOTE 1: USE WITH 2ND DESIGN FILTER 6437741.

82	Y	147485	8	.07	BALL (6.3MM)
68-72	Y	8624482	2	.50	PIN, VLV BODY COILED SPR
75-77	Y (M40)	8623292	1	.58	PLUG, PRESS REG VLV BORE (.69 O.D.)
82	Y	11503348	1	.49	RING, OIL PUMP REV BOOST VLV RET
82	Y	8642619	1	.20	RIVET, OIL PUMP PRESS RLF BALL
75-79	Y (M38)	3870353	1	.54	SEAT, OIL COOLER BY-PASS VLV
80	Y (M33)	3870353	1	.54	SEAT, OIL COOLER BY-PASS VLV
68-77	Y (M40)	8623368	1	.18	SPACER, PRESS REG SPRING
68-77	Y (M40)	8625648	1	2.83	SPRING, FRT OIL PUMP PRESS REG VLV (NOTE 1)
82	Y	8634106	1	1.03	SPRING, OIL PUMP PRESS RLF
82	Y	8634378	1	.81	SPRING, OIL PUMP CONVR CLU VLV INR
82	Y	8634399	1	.77	SPRING, OIL PUMP CONVR CLU VLV OTR
82	Y	8642494	1	3.00	SPRING, OIL PUMP PRESS REG VLV
82	Y	8634705	1	.66	STOP, CONVR CLU VLV
75-77	Y (M40)	8623422	1	5.50	VALVE, W/PLUG, PRESS REG
75-77	Y (M40)	8625902	1	9.65	VALVE, W/BSHG, REG. BOOSTER
82	Y	8634031	1	4.19	VALVE, OIL PUMP CONVR CLU
82	Y	8634941	1	5.75	VALVE, W/BUSH, PUMP CVR THROT VLV BOOST
82	Y	8637546	1	7.50	VALVE, OIL PUMP PRESS REG
75-79	Y (M38)	3977543	1	.54	VALVE KIT, TRANS OIL COOLER BY-PASS
75-77	Y (M40)	8623039	1	.36	WASHER, OIL PUMP PRESS REG SPRING RET

4.224 BODY-COVER-COVER KIT-PLUG-RING-SCREEN-SLEEVE, Transmission Oil Pump

NOTE 1: USE T/W 8641904 SEAL.

68-77	Y (M40)	8625954	1	N.L.	BODY
76-79	Y (M38)	8641911	1	121.00	BODY (NOTE 1)

AUTOMATIC TRANSMISSION (1968 - 1982)

**4.224 BODY-COVER-COVER KIT-PLUG-RING-SCREEN-SLEEVE,
Transmission Oil Pump (Con't)**

80	Y (MV4)	8641590	1	134.00	BODY
80	Y (M33)	8641911	1	121.00	BODY (NOTE 1)
81	Y (MX3)	8641590	1	134.00	BODY
82	Y	8642903	1	113.00	BODY,
68-77	Y (M40)	8625955	1	124.10	COVER, FRT OIL PUMP
76-79	Y (M38)	464181	1	N.L.	COVER
80	Y (MV4)	14022147	1	N.L.	COVER
81	Y (MX3)	14022147	1	N.L.	COVER
82	Y	8642810	1	133.00	COVER, PUMP (COMPLETE)
82	Y(MD8)	8647042	1	133.00	COVER, PUMP(COMPL)
80	Y (M33)	464181	1	N.L.	COVER KIT, PUMP
81	Y (MX3)	464181	1	N.L.	COVER KIT, PUMP
82	Y	8623886	8	.53	PLUG, PUMP CVR (6.8MM DIA)
82	Y	8631146	2	.66	PLUG, OIL PUMP CVR AIR BLEED (4.3MM DIA)
82	Y	8634284	1	.66	PLUG, PUMP CVR ORIFICE(4.85MM DIA)
82	Y	8634285	1	.66	PLUG, PUMP CVR ORIFICE(6.84MM DIA)
77-79	Y (M38)	8640103	1	1.20	RING, PUMP CVR STEADY REST(NAT/WHITE)
77-79	Y (M38)	8640627	1	1.35	RING, PUMP CVR STEADY REST (PURPLE)
77-79	Y (M38)	8640628	1	1.35	RING, PUMP CVR STEADY REST (GREEN)
77-79	Y (M38)	8640629	1	1.15	RING, PUMP CVR STEADY REST (YELLOW)
80	Y (M33)	8640627	1	1.35	RING, PUMP CVR STEADY REST (PURPLE)
80	Y (M33)	8640629	1	1.15	RING, PUMP CVR STEADY REST (YELLOW)
80	Y (M33, MV4)	8640103	1	1.20	RING, PUMP CVR STEADY REST (NAT/WHITE)
81	Y (MX3)	8640103	1	1.20	RING, PUMP CVR STEADY REST (NAT/WHITE)
81	Y (MX3)	8640627	1	1.35	RING, PUMP CVR STEADY REST (PURPLE)
81	Y (MX3)	8640628	1	1.35	RING, PUMP CVR STEADY REST (GREEN)
81	Y (MX3)	8640629	1	1.15	RING, PUMP CVR STEADY REST (YELLOW)
76-79	Y (M38)	6261323	1	1.05	SCREEN, PUMP PRESS
80	Y (M33, MV4)	6261323	1	1.05	SCREEN, PUMP PRESS
82	Y	8642912	1	1.20	SCREEN, W/SEAL,PUMP CVR
82	Y	8631290	2	.38	SLEEVE, SPRING RET

**4.226 BEARING-BOLT-BUSHING-GASKET-GUIDE-PIN-RETAINER-RING-
SCREW-SEAL-SEAL KIT-SPACER-SPRING-VANE-WASHER,
Transmission Oil Pump**

79	Y (M38)	9436851	1	4.80	BEARING, OIL PUMP THRUST (4.164)
81	Y (MX3)	9436851	1	4.80	BEARING, OIL PUMP THRUST (4.164)
82	Y	8642417	7	.73	BOLT, W/WA,OIL PUMP TO CASE(M8X1.25X60)
68-72	Y	8623944	1	3.90	BUSHING, CONV STATOR SHF (4.161)
68-79	Y (M38)	8623940	1	N.L.	BUSHING, OIL PUMP BODY
76-77	Y (M38)	6261022	1	1.00	BUSHING, STATOR SHF RR
80	Y (M33, MV4)	8623940	1	N.L.	BUSHING, OIL PUMP BODY
82	Y	8642904	1	2.80	BUSHING, STATOR SHF RR
68-77	Y (M40)	8623978	1	N.L.	GASKET, FRT OIL PUMP TO CASE
76-79	Y (M38)	6261584	1	N.L.	GASKET, OIL PUMP TO CASE
80	Y (M33, MV4)	8640671	1	1.05	GASKET, OIL PUMP TO CASE
81	Y (MX3)	8640671	1	1.05	GASKET, OIL PUMP TO CASE
82	Y	8642040	1	1.00	GASKET, OIL PUMP CVR TO CASE
82	Y(MD8)	8634271	1	1.07	GUIDE, OIL PUMP ROTOR
68-77	Y (M40)	8623078	2	.17	PIN, FRT OIL PUMP PRESS REG VLV PLUG RET
82	Y	8628273	1	1.02	PIN, ACCUM PSTN
82	Y	8634097	1	1.00	PIN, PIV SLIDE
82	Y	8628732	3	.31	RETAINER, W/BALL,PUMP CVR
68-74	Y	8626356	2	.89	RING, FRT OIL PUMP OIL SEAL
82	Y	8628055	2	.95	RING, PUMP STATOR SHF OIL SEAL
82	Y	8634086	2	2.54	RING, PUMP VANE
75-79	Y (M38)	6261374	8	.41	SCREW, W/WA, OIL PUMP TO CASE
80	Y (M33, MV4)	6261374	8	.41	SCREW, W/WA, OIL PUMP TO CASE
82	Y	8634276	3	.40	SCREW, PUMP CVR (M6 X 1 X 16.0)
68-74	Y	3884683	8	.27	SEAL, FRT OIL PUMP TO TRANS CASE
68-80	Y	8626916	1	N.L.	SEAL, FRT OIL PUMP
75-80	Y	6261413	8	1.15	SEAL, FRT OIL PUMP TO TRANS CASE
81	Y (MX3)	6261413	1	1.15	SEAL, OIL PUMP OTR
81	Y (MX3)	8641904	1	2.65	SEAL, FRT OIL PUMP
82	Y	6261413	1	1.15	SEAL, OIL PUMP TO CASE

4.226 BEARING-BOLT-BUSHING-GASKET-GUIDE-PIN-RETAINER-RING-SCREW-SEAL-SEAL KIT-SPACER-SPRING-VANE-WASHER, Transmission Oil Pump (Con't)

82	Y	6264903	1	.36	SEAL, OIL FILTER TO PUMP (4.338)
82	Y	8630921	1	3.72	SEAL, PUMP FRT
82	Y	8634906	1	4.91	SEAL KIT, W/SUPT, PUMP SLIDE
76-79	Y (M38)	332505	1	.46	SPACER, OIL PUMP THRUST
80	Y (M33, MV4)	332505	1	.46	SPACER, OIL PUMP THRUST
81	Y (MX3)	332505	1	.46	SPACER, OIL PUMP THRUST
82	Y	8634078	1	1.07	SPRING, PUMP SLIDE
82	Y	8634098	1	.69	SPRING, PIV PIN
82	Y	8631280	7	3.79	VANE, PUMP
82	Y	8634904	1	21.10	VANE, W/RING, PUMP
68-77	Y (M40)	8626281	AR	.31	WASHER, PUMP TO CASE BOLT
82	Y	8642041	1	.33	WASHER, DRUM TO OIL PUMP THR

4.228 COVER-HOUSING-PIN-PISTON-RETAINER-RING-ROD-SEAL, Transmission Servo & Accumulator

76-79	Y (M38)	1243476	1	2.10	COVER, INTER CLU ACCUM PSTN
80	Y (M33, MV4)	1243476	1	2.10	COVER, INTER CLU ACCUM PSTN
81	Y (MX3)	1243476	1	2.10	COVER, INTER CLU ACCUM PSTN
82	Y	8642433	1	2.10	COVER, W/PIN, 1-2 ACCUM
82	Y	8642937	1	8.15	HOUSING, W/SEAL, SERVO PSTN INR
82	Y	8642094	1	2.15	PIN, 2ND APPLY (1 RING)
82	Y	8642095	1	2.15	PIN, 2ND APPLY (2 RINGS)
82	Y	8642096	1	2.15	PIN, 2ND APPLY (3 RINGS)
82	Y	8642097	1	2.15	PIN, 2ND APPLY (WIDE BAND)
71-77	Y (M40)	8626878	1	4.83	PISTON, FRT
71-76	Y (M40)	8626883	1	9.55	PISTON, FRT ACCUM
76-79	Y (M38)	342494	1	4.90	PISTON, W/SEALS, INTER SERVO
76-79	Y (M38)	1239836	1	5.80	PISTON, W/SEALS, INTER CLU ACCUM
77	Y (M40)	8629080	1	8.40	PISTON, FRT ACCUM
80	Y (M33, MV4)	342494	1	4.90	PISTON, W/SEALS, INTER SERVO
80	Y (M33, MV4)	1239836	1	5.80	PISTON, W/SEALS, INTER CLU ACCUM
81	Y (MX3)	342494	1	4.90	PISTON, INTER SERVO
81	Y (MX3)	1239836	1	5.80	PISTON, W/SEAL, INTER CLU ACCUM
82	Y	8642079	1	5.60	PISTON, 2ND APPLY
82	Y	8642478	1	5.20	PISTON, 4TH APPLY
82	Y	8642946	2		PISTON, W/SEAL, 1-2 & 3-4 ACCUM
76-79	Y (M38)	6260138	1	.40	RETAINER, INTER CLU ACCUM PSTN CVR
80	Y (M33, MV4)	6260138	1	.40	RETAINER, INTER CLU ACCUM PSTN CVR
81	Y (MX3)	6260138	1	.40	RETAINER, INTER CLU ACCUM PSTN CVR
71-77	Y (M40)	8626884	1	.50	RING, FRT SERVO SPRING RET
82	Y	8642124	1	.54	RING, SERVO CVR RET
71-77	Y (M40)	8626879	1	2.03	ROD, FRT SERVO PSTN
76-79	Y (M38)	6261008	1	4.50	ROD, INTER SERVO APPLY (22 7/32" O.L.)
80	Y (M33, MV4)	6261008	1	4.50	ROD, INTER SERVO APPLY (22 7/32" O.L.)
81	Y (MX3)	6261008	1	4.50	ROD, INTER SERV APPLY (22 7/32" O.L.)
82	Y	8630120	2	.23	SEAL, 2ND APPLY PSTN PIN

4.229 PIN-RING-SEAL-SEAL KIT, Transmission Servo & Accumulator

82	Y	8642125	1	1.00	PIN, BAND ANC
68-77	Y (M40)	8623131	1	1.62	RING, FRT SERVO PSTN OIL SEAL
68-77	Y (M40)	8623653	1	.92	RING, FRT ACCUM PSTN OIL SEAL
76-79	Y (M38)	6261322	1	.37	RING, DIR CLU ACCUM
80	Y (M33, MV4)	6261322	1	.37	RING, DIR CLU ACCUM
81	Y (MX3)	6261322	1	.37	RING, DIR CLU ACCUM
82	Y	8634161	2	1.00	RING, 1-2 & 3-4 ACCUM PSTN OIL SEAL
82	Y	8642105	1	1.70	RING, 2ND APPLY PSTN RET
82	Y	8642480	1	1.00	RING, 4TH APPLY PSTN OTR OIL SEAL
75-79	Y (M38)	338926	1	.48	SEAL, INTER CLU ACCUM PSTN CVR
75-79	Y (M38)	6260320	1	1.00	SEAL, DIR CLU ACCUM PSTN
75-79	Y (M38)	6260320	1	1.00	SEAL, INTER SERVO PSTN
80	Y (M33, MV4)	338926	1	.48	SEAL, INTER CLU ACCUM PSTN CVR
80	Y (M33, MV4)	6260320	1	1.00	SEAL, DIR CLU ACCUM PSTN
80	Y (M33, MV4)	6260320	1	1.00	SEAL, INTER SERVO PSTN
81	Y (MX3)	338926	1	.48	SEAL, INTER CLU ACCUM PSTN CVR
81	Y (MX3)	6260320	1	1.00	SEAL, DIR CLU ACCUM PSTN
81	Y (MX3)	6260320	1	1.00	SEAL, INTER SERVO PSTN
82	Y	8642112	1	1.00	SEAL, O RING, SERVO PSTN INR HSG
82	Y	8642925	1	1.00	SEAL KIT, 2ND APPLY PSTN

4.233 RETAINER-SEAT-SPRING-WASHER, Transmission Servo & Accumulator

71-77	Y (M40)	8626881	1	.62	RETAINER, FRT SERVO SPRING
82	Y	8642104	1	.85	RETAINER, SERVO CUSH SPR
76-79	Y (M38)	6261178	1	.40	SEAT, INTER SERVO PSTN SPRING
80	Y (M33, MV4)	6261178	1	.40	SEAT, INTER SERVO PSTN SPRING
68-77	Y (M40)	8623489	1	1.19	SPRING, FRT SERVO PSTN
68-69	Y (427) W/4BC, H/PER.	8624358	1	3.33	SPRING, FRT ACCUM PSTN
69	Y (427) H/PER. (EXC. 4BC)	8623676	1	2.62	SPRING, FRT ACCUM PSTN
70-72	Y (350)	8624358	1	3.33	SPRING, FRT ACCUM PSTN
70	Y (454)	8623676	1	2.62	SPRING, FRT ACCUM PSTN
71	Y (454) (EXC. SP. H/PER.)	8623654	1	1.97	SPRING, FRT ACCUM PSTN
72	Y (454)	8623676	1	2.62	SPRING, FRT ACCUM PSTN
73-75	Y (350) (EXC. SP. H/PER.)	8623676	1	2.62	SPRING, FRT ACCUM PSTN
73-76	Y (350) (M40) (EXC. SP. H/PER.)	8624358	1	3.33	SPRING, FRT ACCUM PSTN
73	Y (350) W/SP. H/PER.	8623674	1	2.25	SPRING, FRT ACCUM PSTN
75-79	Y (M38)	6261229	1	2.00	SPRING, INTER SERVO PSTN
75-77	Y (M40)	8623674	1	2.25	SPRING, FRT ACCUM PSTN
76-79	Y (M38)	6261140	1	2.10	SPRING, INTER CLU ACCUM PSTN
76-79	Y (M38)	6261615	1	1.50	SPRING, DIR CLU ACCUM PSTN
80	Y (MV4)	6261140	1	2.10	SPRING, INTER CLU ACCUM PSTN
80	Y (MV4)	6261615	1	1.50	SPRING, DIR CLU ACCUM PSTN
80	Y (M33)	6261419	1	1.70	SPRING, INTER CLU ACCUM PSTN
80	Y (M33, MV4)	6261229	1	2.00	SPRING, INTER SERVO PSTN
80	Y (305) (M33)	6260373	1	2.50	SPRING, DIR CLU ACCUM PSTN
81	Y (MX3)	6260373	1	2.50	SPRING, DIR CLU ACCUM
81	Y (MX3)	6261333	1	2.05	SPRING, INTER CLU ACCUM PSTN
82	Y	8634162	2	1.20	SPRING, 1-2 & 3-4 ACCUM
82	Y	8642106	1	1.35	SPRING, SERVO APPLY PIN
82	Y	8642273	1	.60	SPRING, SERVO RTN
82	Y	8642585	1	1.35	SPRING, SERVO CUSH
75-79	Y (M38)	8623362	1	.36	WASHER, INTER SERVO PSTN
80	Y (M33, MV4)	8623362	1	.36	WASHER, INTER SERVO PSTN
81	Y (MX3)	8623362	1	.36	WASHER, INTER SERVO PSTN
82	Y	8642107	1	.39	WASHER, SERVO APPLY PIN

4.241 COVER-GASKET-PIN-PISTON-PLATE-WASHER, Transmission Rear Servo

NOTE 1: CONSISTS OF PISTON, 1 TEFLON AND 1 ALUMINUM SEAL RING.

68-77	Y (M40)	8624136	1	7.85	COVER, RR
82	Y	8642927	1	8.35	COVER, W/SEAL, 2ND & 4TH SERVO
68-77	Y (M40)	8623174	1	.53	GASKET, RR CVR
82	Y	8642129	1	.56	GASKET, ACCUM CVR TO ACCUM PLT
68-77	Y (M40)	8624139	1	5.10	PIN, RR PSTN-1 RING (3 5/16" O.L.)
68-77	Y (M40)	8624140	1	5.10	PIN, RR PSTN-2 RINGS (3 3/8" O.L.)
68-77	Y (M40)	8624141	1	5.10	PIN, RR PSTN-3 RINGS (3 7/16" O.L.)
68-77	Y (M40)	8624138	1	12.75	PISTON, RR
68-77	Y (M40)	8626902	1	14.85	PISTON, RR ACCUM (NOTE 1)
82	Y	8642914	1	15.85	PLATE, W/GSKT, ACCUM
68-77	Y (M40)	8623744	1	.58	WASHER, RR PSTN

4.242 RING-SEAL, Transmission Rear Servo

68-77	Y (M40)	8623671	1	2.20	RING, RR ACCUM PSTN INR OIL SEAL
71-77	Y (M40)	8627153	1	1.24	RING, RR ACCUM PSTN OTR OIL SEAL
76-77	Y (M38)	1239836	1	5.80	RING, INTER CLU ACCUM PSTN SEAL
68-72	Y	8623672	1	1.95	SEAL, RR ACCUM PSTN OTR OIL SEAL
68-77	Y (M40)	8623430	1	.73	SEAL, RR PSTN
76-77	Y (M38)	6261139	1	2.75	SEAL, INTER CLU ACCUM PSTN OTR
82	Y (MD8)	8642112	1	1.00	SEAL, O-RING, 2ND & 4TH SERVO CVR (4.229)

4.246 RETAINER-SPRING, Transmission Rear Servo

68-77	Y (M40)	8623664	1	.72	RETAINER, RR SERVO PSTN SPRING
68-76	Y (M38)	8624256	1	1.19	SPRING, RR ACCUM
68-77	Y (M40)	8623666	1	1.19	SPRING, RR SERVO
68-77	Y (M40)	8624391	1	1.47	SPRING, RR ACCUM

4.248 PIPE-SCREEN, Transmission Oil

68-77	Y (M40)	8623157	1	1.96	PIPE, GOV OIL
71-77	Y (M40)	8627509	1	.91	SCREEN, GOV
75-79	Y (M38)	6273269	1	.66	SCREEN, GOV
80	Y (M33, MV4)	6273269	1	.66	SCREEN, GOV
82	Y	8642423	2	3.90	SCREEN, GOV OIL PRESS

4.251 BAND, Transmission Brake

68-77	Y (M40)	8623155	1	N.L.	BAND, RR (COMPLETE)
68-77	Y (M40)	8629531	1	20.60	BAND, FRT
76-79	Y (M38)	6261132	1	N.L.	BAND, INTER O/RUN BRAKE
80	Y (M33, MV4)	6261132	1	N.L.	BAND, INTER O/RUN BRAKE
81	Y (MX3)	6261132	1	N.L.	BAND, INTER O/RUN BRAKE

4.256 BALL-BUSHING-CAP-COVER-GASKET-GEAR-GEAR KIT-GOVERNOR-GOVERNOR KIT-PIN-RETAINER-SCREW -SEAL, Transmission Governor

NOTE 1: CONTAINS GEAR 8623925.

NOTE 2: CONTAINS GEAR 8624219.

78-80	Y (305, 350) (EXC. SP H/PERF)	453569	AR	.42	BALL, HYD VLV LIFTER CHK
81	Y (350) (MX3)	453569	AR	.42	BALL, HYD VLV LIFTER CHK
82	Y	8622757	1	.26	BALL, OVERRUN CLU (4.76MM)
81	Y (MX3)	1235259	1	3.25	BUSHING, GOV SLEEVE
75-79	Y (M38)	6261239	1	.66	CAP, GOV
80	Y (M33, MV4)	6261239	1	.66	CAP, GOV
81	Y (MX3)	6261239	1	.66	CAP, GOV
82	Y	6261239	1	.66	CAP, GOV
68-77	Y (M40)	8623262	1	1.72	COVER, GOV
76-79	Y (M38)	6261067	1	2.25	COVER, GOV
80	Y (M33, MV4)	6261067	1	2.25	COVER, GOV
82	Y	6261067	1	2.25	COVER, GOV
68-78	Y	8623263	1	.44	GASKET, GOV. COVER
82	Y	8642928	1	6.95	GEAR, W/PINS, GOV DRIVE
68-77	Y (M40) (2ND DESIGN)	8623924	1	5.70	GEAR KIT, W/PIN, GOV DRIVEN (NOTE 1)
68	Y (1ST DESIGN)	8624912	1	1.60	GEAR KIT, W/PIN, GOV DRIVEN (NOTE 2)
74-79	Y (M38)	6261660	1	1.70	GEAR KIT, DRIVEN
80	Y (M33, MV4)	6261660	1	1.70	GEAR KIT, DRIVEN
68-69	Y (427)	8625622	1	33.25	GOVERNOR, W/OUT STOP PIN
69	Y (350)	8627442	1	39.50	GOVERNOR (COMPLETE)
69	Y (427) (EXC. 4BC)	8627442	1	39.50	GOVERNOR (COMPLETE)
70-72	Y (350)	8627443	1	39.45	GOVERNOR
70	Y (454)	8623852	1	38.70	GOVERNOR
71	Y (454) (EXC. SP. H/PER.)	8627443	1	39.45	GOVERNOR
71	Y (454) W/SP. H/PER.	8627444	1	39.50	GOVERNOR
72-74	Y (454)	8627443	1	39.45	GOVERNOR
73-76	Y (350) (M40) (EXC. SP. H/PER.)	8627443	1	39.45	GOVERNOR
73-77	Y (350) W/SP. H/PER.	8627444	1	39.50	GOVERNOR
77	Y (M38)	370366	1	N.L.	GOVERNOR
78-79	Y (M38)	476033	1	19.35	GOVERNOR
80	Y (MV4)	476033	1	19.35	GOVERNOR
80	Y (305H) (M33)	8640234	1	N.L.	GOVERNOR
81	Y (MX3)	8640001	1	41.50	GOVERNOR
82	Y	8642730	1	41.50	GOVERNOR
80	Y (M33, MV4)	6261660	1	1.70	GOVERNOR KIT, DRIVEN GEAR
68-82	Y	8623232	2	.36	PIN, GOV WEIGHT (1 7/8" O.L.)
76-79	Y (M38)	6260040	1	.40	RETAINER, GOV CVR
80	Y (M33)	6260040	1	.40	RETAINER, GOV CVR
65-78	Y	3856672	AR		SCREW (1/4-20 X 3/4 PHOS.)
75-79	Y (M38)	1241734	1	.54	SEAL, GOV CVR
80-81	Y (M33, MX3)	1241734	1	.54	SEAL, GOV CVR

4.265 BALL-CONNECTOR-GASKET-GASKET KIT-PIN-PLATE-PLUG-RETAINER-SUPPORT-SWITCH-VALVE-VALVE KIT-WASHER, Transmission Control Valve

74-81	Y	6261179	1	.53	BALL, VLV BODY OIL CHK(6.35MM RUBBER)
68-77	Y	8629503	1	2.30	CONNECTOR, SOL VLV
68-77	Y	8623563	1	1.15	GASKET, CASE TO TRANSFER PLT UPR
68-77	Y	8623741	1	.33	GASKET, SOL VLV
73-77	Y	8623561	1	1.15	GASKET, CONT VLV TRANSFER PLT
74-79	Y	8640092	1	1.20	GASKET, VLV BODY LWR
75-79	Y (M33, M38)	330189	1	1.10	GASKET, VLV BODY SPCR PLT UPR
80	Y (MV4)	8640671	1	1.05	GASKET, OIL PUMP TO CASE
80	Y (MV4)	8641420	1	1.20	GASKET, VLV BODY SPCR TO CASE
80	Y (MV4)	8641421	1	1.20	GASKET, VLV BODY TO SPCR PLT
80	Y (M33)	330189	1	1.10	GASKET, VLV BODY SPCR PLT UPR
80	Y (M33)	8640092	1	1.20	GASKET, VLV BODY LWR
81	Y (MX3)	8641421	1	1.20	GASKET, VLV BODY TO SPCR PLT LWR
81	Y (MX3)	8641470	1	1.20	GASKET, VLV BODY SPCR PLT UPR
82	Y	8642920	1	1.15	GASKET KIT, VLV BODY SPCR PLT
68-74	Y	8623078	1	.17	PIN, VLV 2, 3 SPRING RETENTION (4.226)
68-77	Y	8623507	1	.50	PIN, DETENT REG. VLV

4.265

**BALL-CONNECTOR-GASKET-GASKET KIT-PIN-PLATE-PLUG-
RETAINER-SUPPORT-SWITCH-VALVE-VALVE KIT-WASHER,
Transmission Control Valve (Con't)**

68-77	Y	8624482	2	.50	PIN, VLV BODY COILED SPR
68-77	Y	8625324	1	.40	PIN, CONT VLV 3-2 VLV
68-77	Y	8625544	1	.50	PIN, VLV BODY PLUG RET (GROOVED)
75-77	Y	8622045	1	.18	PIN, VLV BODY(20.83MM LONG)
75-77	Y	8623507	1	.50	PIN, DETENT REG VLV
82	Y	8628385	1	.66	PIN, VLV BODY COILED SPR(20MM LONG)
82	Y	8628400	10	.54	PIN, VLV BODY COILED SPR(25MM LONG)
69-70	Y	(350, 427, 454)	8624461	1	5.90	PLATE, VLV BODY SPACER
69-72	Y	(350, 427)	8625652	1	6.50	PLATE, VLV BODY SPACER
71-74	Y	(454) (EXC. SP. H/PER.)	8625663	1	6.55	PLATE, VLV BODY SPACER
71	Y	(454) W/SP. H/PER.	8624461	1	5.90	PLATE, VLV BODY SPACER
73-76	Y	(350) (EXC. SP. H/PER.)	8625663	1	6.55	PLATE, VLV BODY SPACER
76-79	Y	14008963	1	11.15	PLATE, VLV BODY SPCR
77	Y	8629082	1	6.45	PLATE, VLV BODY SPACER
80	Y	(MV4)	8641418	1	12.05	PLATE, VLV BODY SPACER
80	Y	(M33)	14008963	1	11.15	PLATE, VLV BODY SPCR
81	Y	(MX3)	8641467	1	12.05	PLATE, VLV BODY SPACER
82	Y	8642655	1	11.70	PLATE, VLV BODY SPCR
68-77	Y	8623292	1	.58	PLUG, PRESS REG VLV BORE
68-77	Y	8623295	1	.57	PLUG, VLV BODY DETENT(12.70MM O.D.)
68-77	Y	8623298	1	.60	PLUG, VLV BORE(11.10MM DIA)
68-78	Y	8625546	1	.54	PLUG, VLV BORE(14.22MM DIA)
74-80	Y	6261206	1	.67	PLUG, MANUAL LOW CONT VLV
82	Y	8615167	1	.37	PLUG, CUP (8.38MM DIA)
82	Y	8625546	1	.54	PLUG, VLV BORE(14.22MM DIA)
82	Y	8634239	3	.96	PLUG, VLV BORE (12.5MM)
82	Y	8642744	1	.85	PLUG, THROT VLV LIMIT VLV
82	Y	8634400	1	1.96	RETAINER, W/BALL, 3RD ACCUM
74-79	Y	338905	1	2.25	SUPPORT, SPCR PLT
80	Y	(M33)	338905	1	2.25	SUPPORT, SPCR PLT
81	Y	(MX3)	8641051	1	2.25	SUPPORT, SPCR PLT
80	Y	(MV4)	8633361	1	10.55	SWITCH, VLV BODY GOV PRESS
81	Y	(MX3)	8634333	1	6.95	SWITCH, OIL PRESS (2 PRONG)
82	Y	8634475	1	11.65	SWITCH, 4TH CLU OIL PRESS (1 PRONG)
82	Y	8642346	1	3.75	SWITCH, 4-3 PULSE OIL PRESS
68-74	Y	8623422	1	5.50	VALVE, W/PLUG, PRESS REG
68-77	Y	8623592	1	3.35	VALVE, MANUAL CONT
69	Y	(350)	8626086	1	151.00	VALVE
69	Y	(427) W/H/PER. (EXC. 3/2BC)	8626086	1	151.00	VALVE
75	Y	(350) (EXC. SP. H/PER.)	8629114	1	169.05	VALVE
75	Y	(350) W/SP. H/PER.	8627656	1	169.05	VALVE
76-77	Y	8629330	1	169.05	VALVE
76-79	Y	(M38)	8640146	1	148.00	VALVE
80	Y	(MV4)	8641257	1	148.00	VALVE
80	Y	(M33)	8641397	1	148.00	VALVE
80	Y	(305) (M33)	8640934	1	148.00	VALVE
81	Y	(MX3)	8641068	1	29.75	VALVE, AUX CONT
81	Y	(MX3)	8641568	1	148.00	VALVE, CONT
82	Y	8642336	1	9.90	VALVE, MAN
82	Y	8642404	1	144.00	VALVE, CONT
82	Y	8642921	1	9.90	VALVE, W/BUSH & SLEEVE,REV BOOST
75-79	Y	1394763	1	10.20	VALVE KIT, MANUAL
80	Y	(M33, MV4)	1394763	1	10.20	VALVE KIT, MANUAL
68-77	Y	8623039	1	.36	WASHER, FRT OIL PUMP PRESS REG VLV SPRING RET

4.275

**LEVER-LINK-NUT-PIN-RETAINER-SEAL-SHAFT-SPRING-WIRE,
Transmission Throttle Valve**

82	Y	8642351	1	6.15	LEVER, W/BRKT,THROT
75-79	Y	(M38)	6260155	1	.87	LINK, MANUAL VLV CONT
80	Y	(M33, MV4)	6260155	1	.87	LINK, MANUAL VLV CONT
82	Y	8642290	1	.85	LINK, THROT LVR TO CBL
82	Y	8628146	AR	1.06	NUT, MAN SHF TO I/S DETENT LVR
68-74	Y	8623232	1	.36	PIN, MANUAL SHAFT (4.256)
75-79	Y	(M38)	6261288	1	.37	PIN, DETENT VLV ACTR LVR
80	Y	(M33, MV4)	6261288	1	.37	PIN, DETENT VLV ACTR LVR
82	Y	8642246	1	1.70	RETAINER, MAN SHAFT
73-74	Y	8621767	1	.51	SEAL, PARK BRK LK AND RANGE SEL SHF
68-77	Y	(M40)	8626979	1	8.15	SHAFT, MAIN

4.275 LEVER-LINK-NUT-PIN-RETAINER-SEAL-SHAFT-SPRING-WIRE, Transmission Throttle Valve (Con't)

76-77	Y (M38)	470107	1	3.45	SHAFT, PARK LK AND RANGE SEL
82	Y	8642913	1	8.70	SHAFT, W/SEAL, MAN
74-79	Y (M38)	6260153	1	1.75	SPRING, DETENT
80	Y (M33, MV4)	6260153	1	1.75	SPRING, DETENT
82	Y	8642247	1	1.70	SPRING, MANUAL DETENT
74-79	Y (M38)	1243133	1	.74	WIRE, DETENT VLV CONT
80	Y (M33, MV4)	1243133	1	.74	WIRE, DETENT VLV CONT

4.279 CLIP-LEVER-LINK, Transmission Detent

82	Y(MD8)	8642871	1	.35	CLIP, LINK TO DETENT LVR
68-77	Y (M40)	8624336	2	4.19	LEVER, PARK BRK AND RANGE SEL SHAFT
74-79	Y (M38)	6261186	1	.66	LEVER, DETENT VLV ACTU
76-79	Y (M38)	330136	1	3.05	LEVER, PARK LK AND RANGE SEL INR
80	Y (M33, MV4)	330136	1	3.05	LEVER, PARK LK AND RANGE SEL INR
80	Y (M33, MV4)	6261186	1	.66	LEVER, DETENT VLV ACTU
82	Y	8642243	1	.85	LEVER, I/S DETENT
82	Y	8642244	1	.85	LINK, MAN VLV

4.282 SEAL, Transmission Manual Shaft

75-79	Y (M38)	8623056	1	1.07	SEAL, MAN SHF
80	Y (M33, MV4)	8623056	1	1.07	SEAL, MAN SHF
81-82	Y W/A.T.	8623056	1	1.07	SEAL, PK LK & RANGE SEL SHF

4.290 ACTUATOR-BOLT-BRACKET-RETAINER, Transmission Parking Brake

68-77	Y (M40)	8624091	1	7.85	ACTUATOR, PK LK
76-80	Y W/A.T.	8641818	1	5.50	ACTUATOR, PK LK
82	Y	8642241	1	8.30	ACTUATOR, PK LK
74-79	Y (M38)	1242422	2	.27	BOLT, PK LK BRKT TO CASE
80	Y (M33, MV4)	1242422	2	.27	BOLT, PK LK BRKT TO CASE
68-76	Y (M40)	8623042	1	5.95	BRACKET
76-79	Y (M38)	1377861	1	2.10	BRACKET, PK LK REACT
77	Y (M40)	8624112	1	6.15	BRACKET, PK LK
80	Y (M33, MV4)	1377861	1	2.10	BRACKET, PK LK REACT
82	Y	8642626	1	6.50	BRACKET, PARKING LOCK
75-79	Y (M38)	6261347	1	.40	RETAINER, PARK LK & SEL
80	Y (M33, MV4)	6261347	1	.40	RETAINER, PARK LK & SEL
81	Y (MX3)	6261347	1	.40	RETAINER, PARK LK & SEL

4.293 ROLLER, Transmission Manual Detent

68-77	Y (M40)	8625773	1	2.45	ROLLER, W/SPRING, MANUAL DETENT
-------	---------	---------	---	------	---------------------------------

4.294 PAWL-PLUG-SHAFT-SHAFT KIT, Transmission Parking Brake

NOTE 1: METRIC THREAD ON EXTERNAL END OF SHAFT-BLUE PAINT IDENTIFICATION.

68-77	Y (M40)	8623037	1	7.30	PAWL
76-79	Y (M38)	6261657	1	5.80	PAWL
80	Y (M33, MV4)	6261657	1	5.80	PAWL
75-77	Y (M40)	8620318	1	.36	PLUG, CUP(9.65MM DIA STEEL)
68-77	Y (M40)	8624976	1	1.21	SHAFT, W/PLUG, PARK PAWL
72-77	Y (M38)	470107	1	3.45	SHAFT, W/NUT, PARK PAWL (NOTE 1)
75-79	Y (M38)	470107	1	3.45	SHAFT, W/NUT, PARK LK AND RANGE SEL (NOTE 1)
80	Y (M33, MV4)	470107	1	3.45	SHAFT, W/NUT, PARK LK AND RANGE SEL (NOTE 1)
75-82	Y	3977619	1	.53	SHAFT KIT, W/PLUG, PK LK PAWL

4.295 SPRING, Transmission Parking Brake

68-77	Y (M40)	8623041	1	.72	SPRING, PAWL RTN
76-79	Y (M38)	6261528	1	.71	SPRING, PARK LK DISENGAGE
80	Y (MV4)	6261528	1	.71	SPRING, PARK LK DISENGAGE
80	Y (M33)	6260253	1	.62	SPRING, PARK LK DISENGAGE
81	Y (MX3)	6260253	1	.62	SPRING, PARK LK PAWL DISENGAGE

4.317 EXTENSION-EXTENSION KIT, Transmission Rear

NOTE 1: 6.0 METRIC THREAD REQUIRED FOR SPEED CABLE.

NOTE 2: HAS 7/8 DIA. SPEEDO SLEEVE HOLE. (CHEVY BUILT)

68-77	Y (M40)	8626785	1	29.75	EXTENSION
76-79	Y (M38)	14008966	1	22.75	EXTENSION (NOTE 1)
80	Y (MV4, M33)	14008966	1	22.75	EXTENSION (NOTE 1)
81	Y (MX3)	14008966	1	22.75	EXTENSION (NOTE 1)
82	Y	8642231	1	35.00	EXTENSION, CASE
75-78	Y (M38)	464193	1	39.00	EXTENSION KIT, (NOTE 2)

AUTOMATIC TRANSMISSION (1968 - 1982)

4.318 GASKET-SEAL, Transmission Extension

68-77	Y (M40)	8624709	1	.50	GASKET, CASE EXT TO CASE
68-69	Y	8616504	1	.34	SEAL, OUTPUT SHAFT O RING
68-77	Y (M38)	1243402	1		SEAL, EXT OIL
70-76	Y (454)	8616504	1	.34	SEAL, OUTPUT SHAFT O RING
71-77	Y (M40)	8625893	1	4.66	SEAL, EXT OIL
76-79	Y (M38)	1358899	1	1.05	SEAL, EXT TO CASE
78-82	Y	3932255	1	N.L.	SEAL, EXT OIL
78-81	Y W/A.T.	3932255	1	N.L.	SEAL, EXT OIL
80-82	Y	1358899	1	1.05	SEAL, EXT TO CASE

4.319 BOLT-BUSHING, Transmission Case Extension

68-79	Y	358438	AR	.71	BOLT, CLU HSG TO TRANS
68-77	Y (M40)	8626901	1	4.30	BUSHING, CASE EXT
75-82	Y	6260048	1	1.45	BUSHING, EXT
79	Y (EXC SP. H/PER) (1ST DES)	6260048	1	1.45	BUSHING, EXT (1 1/2 I.D. X 1 5/8 O.D.)

4.329 ADAPTER, Speedometer Driven Gear

NOTE: FOR MODEL APPLICATION, USE SPEEDOMETER GEAR CHART AT THE END OF GROUP 4.000.

68-74	Y	1565202	1	48.16	ADAPTER (STAMPED 1.733)
68-74	Y	3932220	1	31.75	ADAPTER (STAMPED .7333-A)
75	Y	1565211	1	48.16	ADAPTER (STAMPED .8974-B)

4.337 GEAR, Speedometer Driven

NOTE: FOR USAGE APPLICATION, USE SPEEDOMETER GEAR CHART AT THE END OF GROUP 4.000.

4.338 FITTING-RETAINER-RING-SEAL-SLEEVE, Speedometer Driven Gear

68-70	Y	3869914	1	5.25	FITTING, W/SEAL
68-81	Y	3708148	1	.32	RETAINER, GEAR FITTING (9/16" I.D.)
68-69	Y W/3.08, 2.73 AXLE, P/TRAC.	1362215	1	.36	RETAINER, GEAR SLEEVE (11/32" I.D.)
71-77	Y	1362215	1	.36	RETAINER, GEAR SLEEVE (11/32" I.D.)
78-82	Y	1254856	1	1.45	RETAINER, GEAR SLEEVE
73-81	Y	1361618	1	.36	RING, OIL SEAL RET
73-82	Y	6264904	1	1.00	SEAL, SLEEVE
74-81	Y	3869910	1	2.05	SEAL, PINION
75-81	Y	1240382	1	.70	SEAL
82	Y	25501478	1	.30	SEAL, SPEEDO DRIVEN GEAR SLEEVE
64-77	Y (M40)	1362293	1	7.00	SLEEVE (40-45 TEETH GEAR)
64-77	Y (M40)	1362294	1	8.55	SLEEVE (35-39 TEETH GEAR)
77-79	Y (M38)	345215	1	4.80	SLEEVE (18-23 TEETH GEAR)
80	Y (M33)	345215	1	4.80	SLEEVE (18-23 TEETH GEAR)
81	Y (MX3)	345215	1	4.80	SLEEVE (18-23 TEETH GEAR)

4.342 CABLE-CLIP, Transmission to Speedometer

57-76	Y	6480241	1	N.L.	CABLE, W/CASING LWR FLEX (600.0 MM)
63-67	Y	6480367	1	11.24	CABLE, LESS CASING
68-77	Y	6477499	1	N.L.	CABLE (CONSISTS OF SHAFT AND TIP) (70" O.L.)
68-74	Y	6478071	1	4.10	CABLE, LESS CASING LWR FLEX
68	Y	6478121	1	8.05	CABLE, W/CASING UPR (40") (SCREW ON)
68-77	Y	6478825	1	9.38	CABLE, LESS CASING (81" TO 145")
68	Y	6480250	1	N.L.	CABLE, W/CASING (1426.5 MM)
68	Y	6480254	1	N.L.	CABLE, W/CASING (SCREW ON) (2025.0MM)
68	Y	6480373	1	N.L.	CABLE, W/CASING (SCREW ON) (56" TO 60")
68	Y	25032278	1	N.L.	CABLE, W/CASING (SCREW ON) (60" TO 64")
69-73	Y	6480230	1	N.L.	CABLE, W/CASING (41" TO 44")
69-73	Y	25032096	1	N.L.	CABLE, W/CASING (SNAP ON) (69" TO 72")
69-75	Y	25032868	1	11.53	CABLE, W/CASING UPR (SNAP ON) (1025.0 MM)
74-76	Y	25032866 25032241	1	9.95	CABLE, W/CASING (1550.0 MM)
76-81	Y (EXC. CRUISE CONT.)	25032241	1	9.95	CABLE, W/CASING (1575.0 MM)
77-78	Y (EXC. CRUISE CONT) (2ND DESIGN-1977)	6480075	1	4.39	CABLE, LESS CASING (62") (1586.6 MM)
77	Y W/CRUISE CONT (1ST DESIGN)	6479743	1	4.29	CABLE, LESS CASING (LWR) (34.12")
77-80	Y W/CRUISE CONT	6479947	1	4.09	CABLE, LESS CASING UPR (20.7") (535.6 MM)
77-82	Y W/CRUISE CONT (2ND DESIGN 1977)	6480027	1	4.03	CABLE, LESS CASING LWR (50.5") (1260.6 MM)

AUTOMATIC TRANSMISSION (1968 - 1982)

4.342 CABLE-CLIP, Transmission to Speedometer (Con't)

77-82	Y W/CRUISE CONT.	6480249	1	N.L.	CABLE, W/CASING LWR (1525 MM)
77-82	Y W/CRUISE CONT.	25032874	1	10.25	CABLE, W/CASING UPR (525.0MM)
80	Y (EXC. CRUISE CONT)	6480075	1	4.39	CABLE, LESS CASING (62") (1586.6 MM) .
81-82	Y (EXC CRUISE CONT)	25032873	1	14.13	CABLE, W/CASING (1575.0 MM)
69-72	Y W/QUICK RELEASE CABLE .	6491006	1	.52	CLIP, INST CSTR CBL REL(9.761)
73-76	Y	9798433	1	.40	CLIP, SPEEDO FLEX SHF (2.559)

4.343 GEAR , Speedometer Drive

79	Y (M38)	6261784	1	1.20	GEAR (8 TEETH) (ORANGE)
80	Y (M33, MV4)	6261784	1	1.20	GEAR (8 TEETH) (ORANGE)
80	Y (305) (M33)	8640188	1	1.80	GEAR (19 TEETH) (YELLOW)
81	Y (MX3)	6261782	1	1.50	GEAR (9 TEETH) (GREEN)
82	Y(MD8)	8640519	1	2.30	GEAR, SPEEDO DRIVE(19 TEETH) (YELLOW)

4.345 CLIP, Speedometer Drive Gear

73-76	Y (350) (M40) (EXC. SP. H/PER.)	8626089	1	.51	CLIP
75-82	Y W/A.T.	6261781	1	.31	CLIP,

NOTES

AUTOMATIC TRANSMISSION (1953 - 1967)

4.005 GASKET KIT-RING KIT, Transmission Overhaul

NOTE 1: CONSISTS OF 2 INPUT SHAFT SEALS, 2 CLUTCH DRUM SEALS, 2 GOVERNOR SEALS, 2 LOW SERVO SEALS.

NOTE 2: CONSISTS OF (1 EACH) GASKET, TRANS. LOW SERVO COVER, FRONT OIL PUMP BODY, GOVERNOR SUPPORT BODY, TRANS. UPPER VALVE BODY PLATE, TRANS. TRANSFER PLATE TO UPPER, AND LOWER VALVE BODY TRANS. VACUUM MODULATOR, TRANS. OIL PAN, TRANS. OIL PUMP SUCTION SCREEN, TRANS. GOVERNOR. (1 EACH) SEAL, REAR OIL PUMP, LOW SERVO COVER, FRONT OIL PUMP BODY OIL, THROTTLE VALVE CONTROL SHAFT OIL RING, SPEEDOMETER DRIVEN GEAR FITTING, TRANS. CLUTCH PISTON OUTER, AND INNER, (7) FRONT OIL PUMP TO TRANS CASE BOLT, CLUTCH PISTON OUTER. (1) SEAL UNIT, TRANS. REVERSE CLUTCH PISTON, (1) SEAL ASM. TRANS. PARKING LOCK ANECTOR, (2) GASKETS FOR TRANSFER PLATE TO VALVE BODY (UPPER & LOWER), (1) SEAL, FILLER TUBE O- RING.

62-67	Y	3910040	1	37.75	GASKET KIT (NOTE 2)
62-67	Y (ALUMINUM)	3928592	1	18.70	RING KIT, TRANS OIL SEAL (NOTE 1)

4.006 BUTTON-HANDLE-KNOB -ROD, Transmission Gearshift Control (Hand)

NOTE 1: IN SOME CASES IT MAY BE NECESSARY TO CUT OR GRIND OFF .0001 FROM KNOB END OF LEVER TO ALLOW TRAVEL OF THE BUTTON THAT SETS INSIDE THE KNOB TO SHIFT INTO ALL POSITIONS.

66-67	Y	3876439	1	4.25	BUTTON, CONT LVR KNOB
59-63	Y	3760085	1	34.00	HANDLE, W/CABLE, REV
55-62	Y	390749	1	5.20	KNOB (BLACK PLASTIC-PAINT TO MATCH)
63	Y	3921146	1	7.40	KNOB (BLACK BAKELITE)
65-67	Y	371754	1	5.20	KNOB, CONT LVR (NOTE 1)
65-67	Y	3859795	1	17.90	ROD, CONT LVR

4.008 PLUG-SPRING, Transmission Gearshift Control Hand Lever

65-67	Y	3859792	1	8.60	PLUG
65-67	Y	3874236	1	.31	SPRING, UPR

4.010 BRACKET, Transmission Gearshift Hand Lever

NOTE: FOR FLOOR SHIFT MODELS NOT USING STRG. COLUMN SHIFT LEVER HOUSING, SEE GROUP 6.518 FOR EQUIVALENT PART, LISTED AS A COVER, JACKET, HOUSING, ETC.

66-67	Y	3888263	1	7.30	BRACKET, CONT LVR AND BRKT ADAP
-------	---	---------	---	------	---------------------------------

4.012 WASHER, Transmission Gearshift Hand Lever Housing

67	Y (EXC. T.W.)	7800580	1	.66	WASHER, STRG SHF UPR RET RING THRUST
----	---------------	---------	---	-----	--------------------------------------

4.015 SEAL, Transmission Hand Lever (Floor Mounted)

55-62	Y W/P.G.	3751130	1	3.70	SEAL, CONT LVR
63	Y	3823347	1	11.15	SEAL, CONT LVR

4.017 PLATE, Transmission Gearshift Hand Lever (Floor Mounted)

NOTE 1: IT MAY BE NECESSARY TO PAINT TO MATCH.

NOTE 2: IT MAY BE NECESSARY TO CUT AND TAP A HOLE IN THE PLATE WHEN USED ON ELECTRIC WINDOW MODELS.

56-62	Y	3728940	1	7.55	PLATE, LVR AND ASH TRAY TR
65-67	Y	3900310	1	74.25	PLATE, LVR AND ASH TRAY TR (NOTE 1,,2)

4.022 WASHER, Transmission Gearshift Lever Selector and Indicator

65-67	Y	3859790	1	1.00	WASHER, CONT LVR
-------	---	---------	---	------	------------------

4.027 SPRING, Transmission Control Lever

65-67	Y	3859791	1	1.25	SPRING, CONT LVR, LWR
-------	---	---------	---	------	-----------------------

4.037 NUT-SPRING, Transmission Gearshift Rod

62-67	Y	3840137	1	.31	NUT, CONT ROD CLEVIS (7/16-20) (4.253)
53-57	Y	371704	AR	.35	SPRING, ANTI-RATTLE, CONT ROD (COIL TYPE)

4.042 LOCK, Transmission Control Idler

53-61	Y	3685801	1	.36	LOCK, CONT ROD BELL CRANK
-------	---	---------	---	-----	---------------------------

4.045 LEVER, Transmission Mounted Gearshift (External)

65-67	Y	3829987	1		LEVER, W/SHF, PARK LK AND RANGE SEL
-------	---	---------	---	--	-------------------------------------

4.050 ROD-SHAFT, Transmission Throttle Valve

57	Y W/F.I.	3827696	1	2.35	ROD, THROTTLE VLV C/SHF (9 3/8" O.L.) (3.430)
63-67	Y (327)	3830310	1	1.85	ROD, THROTTLE VLV CONT, LWR
63-65	Y (327) (EXC. H/PER.)	3830309	1	2.75	ROD, THROTTLE VLV CONT C/SHF

AUTOMATIC TRANSMISSION (1953 - 1967)

4.050 ROD-SHAFT, Transmission Throttle Valve (Con't)			
63-67 Y (8 CYL.)	3830304	1	4.95 SHAFT, BRKT, THROTTLE VLV CR
4.052 CLIP-SPRING-STUD-SWIVEL, Transmission Throttle Valve Control			
55-69 Y	3711177	AR	.58 CLIP, LWR AND UPR, FRT ROD (3.425)
65-67 Y	3700188	1	.55 CLIP, SPECIAL (3.425)
67 Y	3904245	1	.98 SPRING, THROTTLE VLV CONT. C/SHF (3.459)
53-55 Y (6 CYL.)	547668	1	5.85 STUD, THROT VLV CONT INTER ROD LVR (5/16-18 THDS., X 2 3/8 O.L. 1/2 HEX. NUT) (3.463)
55-67 Y	3711199	AR	.58 SWIVEL, THROTTLE VLV CONT (USE W/1/4" ROD) (3.425)
4.054 ROD-SHIELD-SWITCH-SWIVEL, Transmission Control Safety			
63-64 Y	3829470	1	1.05 ROD, SW
53-60 Y	3706355	1	.54 SHIELD, SW
62 Y	1993566	1	28.35 SWITCH
65-67 Y	1993411	1	37.90 SWITCH (ALSO BACK-UP LAMP)
63-64 Y	3947382	1	1.65 SWIVEL, CONT SAF AND BACK-UP LP SW ROD
4.070 RETAINER , Transmission Control Lock Cable			
62-65 Y	516213	AR	.27 RETAINER (TO FRAME FRT ANCHOR)
63-67 Y	516213	AR	.27 RETAINER, FRT AND RR
4.081 MEMBER -MOUNTING , Transmission Mounting			
NOTE 1: 3 3/4 BETWEEN CENTER LINES OF BOLT HOLES			
53-62 Y	3706152	1	9.15 MEMBER (FORGED 3706152) (7.012)
63 Y	3870182	1	9.10 MOUNTING (DAUB OF ORANGE PAINT) (MOLDED 3870182) (NOTE 1)
4.083 BRACKET, Transmission Mounting			
62 Y	3813335	1	7.15 BRACKET, SUPT
4.103 CASE KIT, Transmission Case			
63-67 Y	3981855	1	171.00 CASE KIT, W/BSHG & LOW SERVO PSTN
4.104 VENTILATOR, Transmission Case			
62-67 Y	8640496	1	.93 VENTILATOR (5.387)
4.115 BOLT-CONVERTER-RETAINER-SEAL, Transmission			
NOTE 1: LIST PRICE SHOWN DOES NOT INCLUDE EXCHANGE CHARGE. REFER TO DEALER PARTS PRICE SCHEDULE FOR EXCHANGE CHARGE.			
NOTE 2: MAY BE USED W/WELDED TYPE CONVERTER ON 1961 AND 1962 MODELS.			
62-67 Y	3799830	3	.33 BOLT, TRANS TO ENGINE OR FLYWHEEL (3/8-"24 X 9/16)
53-61 Y	3869285	1	141.00 CONVERTER, TORQUE (COMPLETE W/HOUSING AND COVER)(WELDED TYPE) (EXCHANGE ITEM) (NOTE 1)
62-67 Y (327)	3852880	1	141.00 CONVERTER, TORQUE (EXCHANGE ITEM,) (NOTE 1)
61 Y	3785104	1	.69 RETAINER, TRANS. TO FLYWHEEL (3/8-24) (NOTE 2)
53-62 Y	3814565	1	3.25 SEAL, SQUARE RING (12 I.D. X .120)
4.117 RING, Transmission Stator			
53-63 Y	3702104	2	RING, OVERRUN CAM RETAINING (3 1/2 I.D. X 3 11/32 O.D.X 1/16 THK.)
4.123 RING-SHAFT, Transmission Input			
53-64 Y	3817715	2	1.30 RING, INPUT SHAFT OIL SEAL
62-66 Y (327,396)	3950385	1	30.25 SHAFT
4.128 CLIP-COOLER, Transmission Oil			
55-67 Y	3710497	AR	.35 CLIP, INLET AND OTLT PIPE
63-67 Y	8529636	1	39.50 COOLER
4.133 SEAL-TUBE, Transmission Oil Filler			
62-67 Y	6264902	1	.44 SEAL, OIL FILLER TUBE
63-67 Y (EXC. 427)	3825512	1	6.25 TUBE
4.162 BEARING-FLANGE-WASHER KIT, Transmission Low Sun Gear and Clutch			

NOTE 1: SEE 3758782, CONVERSION UNIT FOR 1ST DESIGN, CONSISTS OF (1) LOW SUN GEAR BUSHING AND (1) LOW SUN GEAR THRUST WASHER.

AUTOMATIC TRANSMISSION (1953 - 1967)

4.162 BEARING-FLANGE-WASHER KIT, Transmission Low Sun Gear and Clutch (Con't)

63-67	Y	3771838	1	4.05	BEARING, W/RACE, LOW SUN GEAR NEEDLE THRUST
64-67	Y (327, 396)	3843443	1	23.25	FLANGE
58-67	Y	3758781	1	5.70	WASHER KIT, W/BSHG, THRUST (NOTE 1)

4.163 PLATE, Transmission Clutch Drive and Driven

NOTE 1: USE SELECTIVELY.

61-67	Y	3779904	AR	4.45	PLATE, DRIVE (IDENT. BY GREEN MARK)
62-63	Y	1366400	AR	3.55	PLATE, REV DRIVEN (6 TANGS) (WAVY) (5/64" THK.)
62-67	Y	1379373	AR	3.15	PLATE, REV REACTION (.070" THK.) (NOTE 1)
62-67	Y	3832386	AR	5.20	PLATE, REV DRIVE
62-67	Y	6257025	1	7.65	PLATE, REV PRESS (.325 THK.)
62-67	Y (327,396)	3783287	AR	5.25	PLATE, DRIVEN (12 TANGS) (FLAT) (3/32" THK.)
66-67	Y (427)	3883903	AR	4.05	PLATE, DRIVEN (1/16" THK.)
66	Y (427)	3883904	AR	4.05	PLATE, DRIVEN (3/32" THK.)

4.164 CLUTCH -HUB-RING-SEAT-SPRING-WASHER, Transmission Clutch

64	Y	3901123	1	116.00	CLUTCH (STAMPED 4906)
62-63	Y	3792701	1	16.90	HUB, CLU (CAST 3792701)
64	Y (327) W/H/PER.	3826047	1	10.70	HUB, CLU
65-66	Y	3792701	1	16.90	HUB, CLU (CAST 3792701)
66-67	Y (327)	3792701	1	16.90	HUB, CLU (CAST 3792701)
66-67	Y (427)	3826047	1	10.70	HUB, CLU
62-67	Y	3779908	1		RING, HIGH CLU PSTN RTN SPRING SNAP
62-67	Y	3789072	1	1.50	SEAT, CLU SPRING
62-67	Y	3783288	AR	.31	SPRING, HI CLU (STAINED ORANGE)
62-67	Y	3789061	17	.40	SPRING, REV CLU PSTN RTN (STAINED GREEN)
64-67	Y	3845858	1	3.85	SPRING, REV CLU CUSH
65-67	Y (EXC. 396)	3862232	1	2.70	SPRING, CLU CUSH (WAVE TYPE)
61-67	Y	3783286	1	.70	WASHER, CLU HUB THRUST

4.166 PISTON -SEAL KIT, Transmission Clutch

NOTE 1: CONSISTS OF 1 INNER AND 1 OUTER SEAL.

64	Y (327) (EXC. H/PER.)	3844206	1	11.95	PISTON (27/32" THK)
64	Y W/H/PER. (327)	3844181	1	11.45	PISTON
65-67	Y (EXC. 396)	3844206	1	11.95	PISTON (27/32" THK)
62-67	Y	3799008	1	.74	SEAL KIT, REV PSTN (NOTE 1)
64-67	Y	3794123	1	4.35	SEAL KIT, PSTN (INR AND OTR SEAL)

4.169 BUSHING-DRUM-WASHER, Transmission Clutch

NOTE 1: USE SELECTIVELY.

62-67	Y	3840760	1	1.45	BUSHING, CLU DRUM
64-67	Y	3844252	1	44.50	DRUM, W/BSHG
58-67	Y	3845836	1	2.30	WASHER, DRUM THRUST (.078) (NOTE 1)
58-67	Y	3845838	1	2.30	WASHER, DRUM THRUST (.106) (NOTE 1)
62-67	Y	3783285	1	.54	WASHER, HUB FRT THRUST

4.175 CARRIER -GEAR, Transmission Planet

64-67	Y	3920786	1	201.00	CARRIER (27 TOOTH SPLINE)
59-61	Y	3756797	1	11.60	GEAR, INPUT SUN (11/16" WIDE)

4.176 BEARING-BUSHING-ROLLER-WASHER, Transmission Planet Carrier

NOTE 1: USE WITH PLANET CARRIERS WITH PINION SHAFTS RETAINED BY REMOVABLE TYPE LOCK PLATE.

62-67	Y	3742922	1	5.55	BEARING, OUTPUT SHAFT NEEDLE THRUST
61-63	Y	3789034	1	1.45	BUSHING, OUTPUT SHAFT
53-61	Y	7450410	AR	.13	ROLLER, LONG AND SHORT PINION NEEDLES
53-67	Y	3689834	1	1.40	WASHER, INPUT SUN GEAR THRUST (1/2 X 1 1/4) (NOTE 1)
58-61	Y	3790777	6	.54	WASHER, PINION THRUST (1 1/2" CTR. TO CTR. HOLES)

4.187 GEAR, Transmission Rear Unit

64-67	Y	3843441	1	42.75	GEAR, REV RING
-------	---	---------	---	-------	----------------

AUTOMATIC TRANSMISSION (1953 - 1967)

4.195 FLANGE-PAN-SCREW, Transmission Oil					
60-67	Y	3723008	1	.69	FLANGE, PAN DRAIN (1.453)
62-67	Y	3789146	1	11.30	PAN
64-67	Y	3923420	1	.57	SCREW, PAN DRAIN PLUG (1.453)
4.196 GASKET, Transmission Oil Pan					
62-67	Y	3789148	1	.80	GASKET
4.197 GASKET-SCREEN, Transmission Oil Pump Suction					
62-67	Y	3795990	1	.37	GASKET, SCREEN
62-67	Y	347096	1	5.05	SCREEN
4.200 PUMP, Transmission Oil Supply					
NOTE 1: WHEN USING 3818871 IN PLACE OF 1ST DESIGN 1962 PUMP ASM. (WHICH MAY BE IDENTIFIED BY CASTING NUMBER 3789026), IT WILL BE NECESSARY TO USE GOVERNOR ASM. 3850510 ON 1962 MODELS WITH (327 EXC. H/PER.), OR GOVERNOR ASM. 3850511 ON 1962 MODELS WITH (H/PER. 327).					
55-61	Y	3713661	1	53.50	PUMP, RR
62-66	Y	3818871	1	59.00	PUMP, RR (CAST 3818872) (NOTE 1)
62-67	Y	3828786	1	127.00	PUMP, FRT (LESS COVER)
4.203 BEARING-BUSHING-COVER-GASKET-PIN-SCREW-SEAL-SEAL KIT, Transmission Oil Pump					
55-57	Y (8 CYL.)	954862	1		BEARING, RR OIL PUMP (ND 43206) (4.408)
62-67	Y	3789877	1	.71	BUSHING, RR OIL PUMP BODY
62-67	Y	3988907	1	88.00	COVER, W/STATOR SHAFT, FRT PUMP
62-67	Y	3789022	1	1.05	GASKET, FRONT PUMP BODY
55-66	Y	3709063	1	.22	PIN, REAR PUMP DRIVE (1 1/4 X 3/16")
62-67	Y	6261374	AR	.41	SCREW, PUMP TO TRANS. CASE (5/16-18 X 1 7/16) (4.226)
53-67	Y	8626916	1	N.L.	SEAL, FRONT PUMP BODY (1 7/16 I.D. X 2 3/4 O.D.)
62-67	Y	3789013	1	.54	SEAL, FRONT OIL PUMP
62-67	Y	3789056	1	.65	SEAL, REAR PUMP SQUARE RING
66-67	Y	3886384	1	1.70	SEAL KIT, FRT PUMP (CONSISTS OF 7 BOLT SEALS AND 1 OILPUMP SEAL)
4.205 CLIP-GASKET -MODULATOR -PIPE-PLUNGER-SPRING-TEE-VALVE , Transmission Vacuum					
63-66	Y (EXC. 396)	3961553	1	.19	CLIP, PIPE TO ENG (1/16")
66-67	Y	3905427	1	.40	CLIP, VAC. PIPE
62-67	Y	6257218	1	.48	GASKET (23/32 I.D. X 1 O.D. X 1/64" THK.)
62-63	Y (1ST DESIGN)	352637	1	12.35	MODULATOR (1 PC. DESIGN)
63-67	Y (2ND DESIGN)	352635	1	12.35	MODULATOR
66-67	Y	3937972	1	14.25	PIPE, VAC MOD
63-67	Y	3830311	1	.37	PLUNGER
63-67	Y	3839599	1	.40	SPRING, DAMPING
65-67	Y	336013	1	2.05	TEE, TRANS VAC MOD FRT PIPE (3/8-18 THDS.) (3.278)
65-67	Y	3847870	1	3.30	VALVE (2 15/32" O.L.)
4.212 COVER-GASKET-SEAL, Transmission Servo					
62-67	Y	3789085	1	6.20	COVER, LOW
62-67	Y	3789086	1	.33	GASKET, LOW SERVO CVR
62-67	Y	3789087	1	.40	SEAL, LOW SERVO CVR
4.216 SPRING-VALVE KIT, Transmission Main Valve					
59-66	Y	3814086	1	.33	SPRING, PRESS REG
64-67	Y	3977543	1	.54	VALVE KIT, OIL COOLER BY-PASS
4.217 GASKET, Transmission Main Valve Body					
62-67	Y	3840329	1	.33	GASKET, UPR VLV BODY PLT
62-66	Y	3840330	1	1.80	GASKET, TRANSFER PLT TO UPR VLV BODY
62-66	Y	3840331	1	1.80	GASKET, TRANSFER PLT TO LWR BODY
67	Y	7420925	2	1.70	GASKET, TRANSFER PLT VLV UPR AND LWR
4.218 LEVER, Transmission Manual Valve					
62-67	Y	3824051	1	9.40	LEVER, INR RANGE SEL AND PARK LK
4.220 ACTUATOR-BRACKET-PAWL-SEAL, Transmission Park Lock					
62-67	Y	3978780	1	5.05	ACTUATOR
63-67	Y	3789127	1	5.50	BRACKET, REACTION

AUTOMATIC TRANSMISSION (1953 - 1967)

4.220 ACTUATOR-BRACKET-PAWL-SEAL, Transmission Park Lock (Con't)					
62-67	Y	3815199	1	6.40	PAWL
62-67	Y	3789137	1	1.05	SEAL, RANGE SEL
4.226 SCREW-SEAL, Transmission Front Servo					
62-67	Y	6261374	1	.41	SCREW, OIL PUMP TO CASE (5/16-18 X 1 7/16)
62-65	Y (1ST DESIGN)	3789024	AR	.37	SEAL, FRT PUMP, O RING (5/16 I.D. X 1/16 THK.)
65-67	Y (2ND DESIGN)	3884683	AR	.27	SEAL, FRT OIL PUMP TO TRANS. CASE
4.228 PISTON-RETAINER-RING-WASHER, Transmission Low Servo					
62	Y	3846173	1	8.15	PISTON
64-67	Y	3846173	1	8.15	PISTON
53-66	Y	455564	1	.35	RETAINER, PSTN ROD SPRING (HAIR PIN TYPE)
62-67	Y	3789084	1	1.70	RING, PSTN
53-67	Y	3702807	1	.27	WASHER, PSTN APPLY SPRING (9/16 I.D. X 7/8 O.D. X 5/64)
4.233 SPRING, Transmission Front Servo					
63-67	Y	3815914	1	1.10	SPRING, PSTN RTN
4.241 RING, Transmission Reverse Servo					
63-67	Y	3789084	1	1.70	RING, LOW SERVO PSTN (4.228)
4.248 RING, Transmission Oil					
63-67	Y	3848365	1	.53	RING, LOW SERVO PSTN
4.251 BAND, Transmission Brake					
NOTE 1: WHEN USING 5459350 AS THE LOW BRAKE BAND IT WILL BE NECESSARY TO USE 3702910 APPLY STRUT ASSY. AND 3702911 ANCHOR STRUT ASM. WHEN 5459350 IS USED AS THE REVERSE BRAKE BAND, 3756726 LINK UNIT MUST ALSO BE USED.					
53-61	Y	5459350	1	24.15	BAND, REV BAND (NOTE 1)
53-55	Y (6 CYL.)	5459350	1	24.15	BAND, LOW
55-67	Y	3883918	1	31.25	BAND, LOW
4.253 NUT, Transmission Band Adjusting					
62-67	Y	3840137	AR	.31	NUT, BRK SCREW (7/16-20)
4.256 BODY-GASKET-GOVERNOR-RING-WASHER, Transmission Governor					
NOTE 1: WHEN USING ON 1ST DESIGN 1962 MODELS WITH REAR PUMP CASTING NO. 3789026 IT WILL BE NECESSARY TO USE REAR PUMP 3818871.					
67	Y	3996642	1	26.50	BODY, TRANS GOV SUPT
62	Y (2ND DESIGN)	3818935	1	.36	GASKET, GOV (USE W/GOVERNOR W/CASTING NO. 3818876)
63-67	Y	3818935	1	.36	GASKET, GOV (USE W/GOVERNOR W/CASTING NO. 3818876)
67	Y	3890524	1	.50	GASKET, TRANS TO GOV SUPT BODY
62-67	Y (EXC. 427)	3850511	1	48.00	GOVERNOR (NOTE 1)
53-67	Y	3689808	2	2.70	RING, HUB OIL SEAL (4.169)
53-55	Y (6 CYL.)	3817715	3	1.30	RING, GOV SLEEVE OIL SEAL (4.123)
62	Y	3798068	AR	.25	RING, INR WEIGHT TO CONN SHF RET, GOV VLV TO CONN SHF RET (3/8" DIA.)
64-67	Y	3798068	AR	.25	RING, INR WEIGHT TO CONN SHF RET, GOV VLV TO CONN SHF RET (3/8" DIA.)
67	Y	3905432	1	.40	WASHER, GOV DAMPING
4.265 SCREEN, Transmission Throttle Valve					
63-67	Y	3846834	1	2.45	SCREEN, TRANS THROTTLE VLV FEED
4.278 LEVER-SEAL, Transmission Throttle Valve					
62-67	Y	3789138	1		LEVER, INR
62-67	Y	8526398	1	.52	SEAL, LVR SHAFT O RING (5/16" I.D.)
4.317 EXTENSION, Transmission Rear Main Bearing					
65-67	Y	3987986	1	33.25	EXTENSION, W/BSHG
4.318 SEAL, Transmission Rear Bearing Retainer					
55-67	Y (8 CYL.)	1243402	1		SEAL, EXT OIL
4.319 BUSHING, Transmission Rear Main Bearing					
55-67	Y	6260048	1	1.45	BUSHING, EXT (1 1/2 I.D. X 1 5/8 O.D.)

AUTOMATIC TRANSMISSION (1953 - 1967)

4.330 KEY, Speedometer Adapter

53-65	Y	867209	1	2.58	KEY, W/ADAPTERS 1565811-12-13-14-1580273-3876
-------	---	--------	---	------	---

4.337 GEAR, Transmission Speedometer Driven

NOTE: FOR MODEL APPLICATION, USE SPEEDOMETER GEAR CHART AT THE END OF THE TRANSMISSION SECTION.

NOTE 1: FOR LOW ODOMETER MILEAGE RECORDING USE 20 TOOTH GEAR 3708246.

NOTE 2: USED SELECTIVELY.

56-60	Y W/3.55 AXLE	3708142	1	1.80	GEAR (21 TEETH) (NYLON) (SOLID RED) (NOTE 1)
56-60	Y W/3.70 AXLE	3708699	1	2.00	GEAR (22 TEETH) (NYLON) (SOLID GREEN)
56-60	Y W/4.11 AXLE	3708143	1	1.80	GEAR (24 TEETH) (NYLON) (SOLID YELLOW)
57-60	Y W/4.56 AXLE	3845071	1	8.25	GEAR (6.70 X 15, 15 X 5.50) (20 TEETH-STEEL)
61-62	Y	3987921	1	2.00	GEAR (6.70 X 15)
61-66	Y W/3.08 AXLE	3987920	1	2.00	GEAR (6.70 X 15, 7.10 X 15, 7.75 X 15)
61-64	Y W/3.36 AXLE	3987920	1	2.00	GEAR (6.70 X 16)
61-64	Y W/3.70 AXLE	3860345	1	2.10	GEAR (6.70 X 15)
61-64	Y W/4.11 AXLE	3860347	1	2.20	GEAR (6.70 X 15)
63-64	Y W/3.55 AXLE	3987921	1	2.00	GEAR (6.70 X 15)
65	Y W/2.73	1359273	1	2.35	GEAR (7.75 X 15, 8.15 X 15) (BROWN-39 TEETH) (NOTE 2)
65-66	Y W/3.07 AXLE	3987920	1	2.00	GEAR (7.75 X 15)
65-66	Y W/3.36, 3.31 AXLE	3987920	1	2.00	GEAR (7.75 X 15, 8.15 X 15) (BLUE-20 TEETH)
65-66	Y W/3.55 AXLE	3987921	1	2.00	GEAR (7.75 X 15, 8.15 X 15) (RED-21 TEETH)
65-66	Y W/4.10 AXLE	3860347	1	2.20	GEAR (7.75 X 15, 8.15 X 15) (YELLOW-24 TEETH)
67	Y W/2.73 AXLE	3987918	1	2.10	GEAR (8.15 X 15, 8.45 X 15) (BROWN-18 TEETH)
67	Y W/2.73 AXLE	3987919	1	2.00	GEAR (NATURAL 19 TEETH)
67	Y W/3.07 AXLE	3987919	1	2.00	GEAR (7.75 X 15)
67	Y W/3.07 AXLE	3987920	1	2.00	GEAR (8.15 X 15, 8.45 X 15, 6.70 X 15)
67	Y W/3.08 AXLE	3987919	1	2.00	GEAR (7.75 X 15)
67	Y W/3.08 AXLE	3987920	1	2.00	GEAR (8.15 X 15, 8.45 X 15)
67	Y W/3.31 AXLE	3987919	1	2.00	GEAR (8.45 X 15)
67	Y W/3.31 AXLE	3987920	1	2.00	GEAR (8.15 X 15)
67	Y W/3.36 AXLE	3987920	1	2.00	GEAR (8.15 X 15, 7.75 X 15, 8.45 X 15)
67	Y W/3.55 AXLE	3987921	1	2.00	GEAR (8.15 X 15, 8.45 X 15)
67	Y W/3.55, 3.70 AXLE	3860345	1	2.10	GEAR (7.75 X 15)
67	Y W/3.70 AXLE	3987921	1	2.00	GEAR (8.45 X 15)
67	Y W/3.73 AXLE	3860345	1	2.10	GEAR (8.15 X 15, 8.45 X 15) (GREEN-22 TEETH)
67	Y W/3.73 AXLE	3860346	1	1.84	GEAR (BLACK-23 TEETH)
67	Y W/4.10 AXLE	3860347	1	2.20	GEAR (8.15 X 15, 8.45 X 15)
67	Y W/4.10 AXLE	3860348	1	2.10	GEAR (7.75 X 15) (25 TEETH-ORANGE)

4.338 FITTING-RETAINER-SEAL, Speedometer Driven Gear

61-67	Y	3869914	1	5.25	FITTING, W/SEAL
55-67	Y	3708148	1	.32	RETAINER, GEAR FITTING (9/16" I.D.)
55-56	Y	6264903	1	.36	SEAL, GEAR FITTING O RING, HOLE PLUG (11/16 I.D.)
62-67	Y	6264903	1	.36	SEAL, GEAR FITTING O RING, HOLE PLUG (11/16 I.D.)

4.342 CABLE , Transmission to Speedometer

NOTE: SHAFT LENGTH IS GENERALLY 1 1/8 LONGER THAN CASING DIMENSION LISTED.

NOTE 1: CUT TO REQUIRED LENGTH.

53-67	Y	6477499	1	N.L.	CABLE (CONSISTS OF SHAFT, TIP) (AC-615) (70" O.L.) (NOTE 1)
53-67	Y	6478825	1	9.38	CABLE, LESS CASING (171" O.L.) (81" TO 145")
53-67	Y	6480250	1	N.L.	CABLE, W/CASING (1426.5MM)
53-67	Y	6480254	1	N.L.	CABLE, W/CASING (2025.0MM)
53-65	Y	6480373	1	N.L.	CABLE, W/CASING (56" TO 60")
53-67	Y	25032278	1	N.L.	CABLE, W/CASING (60" TO 64")
55-67	Y	6480374	1	N.L.	CABLE, W/CASING (68")
55-57	Y (8 CYL.) (EXC. F.I. W/H.L. CAM)	6478121	1	8.05	CABLE, W/CASING (40")
65-66	Y	6480356	1	24.18	CABLE, W/CASING (120")
65-67	Y	6480375	1	21.82	CABLE, W/CASING (92 1/2")
66-67	Y	6480373	1	N.L.	CABLE, W/CASING (1476.5MM)

AUTOMATIC TRANSMISSION (1953 - 1967)

4.343 GEAR , Transmission Speedometer Drive

55-62	Y W/3.08, 3.55 AXLE RATIO ..	3708144	1	3.85	GEAR (8.45 X 15) (8 TEETH)
63-65	Y W/3.08, 3.36 AXLE	3708144	1	3.85	GEAR (8.45 X 15) (8 TEETH)
66-67	Y W/3.07, 3.08, 3.31, 3.36, 3.55, 3.70 AXLE	3708144	1	3.85	GEAR (8.45 X 15) (8 TEETH)
66-67	Y W/3.31, 3.36, 3.55, 3.70, 3.73 AXLE	3708145	1	6.05	GEAR (7.75 X 15 TIRES)
66-67	Y W/3.55, 3.70, 3.73, 4.10, 4.89 AXLE	3708145	1	6.05	GEAR (7.75 X 15 TIRES)
66-67	Y W/3.70, 3.73, 4.10, 4.89 AXLE	3708145	1	6.05	GEAR (8.15 X 15 TIRES)
66-67	Y W/3.73, 4.10, 4.89 AXLE ...	3708145	1	6.05	GEAR (8.45 X 15 TIRES)

4.355 BEARING, Transmission Main Drive Gear

64-65	Y	907930	1	43.92	BEARING, W/SNAP RING (SINGLE ROW) (ND47207)
--------------	---------	---------------	---	-------	---

4.408 BEARING, Transmission Main Shaft Rear

55-61	Y	954862	1		BEARING, RR BRG (ND43206)
--------------	---------	---------------	---	--	--

This image shows a full page of white paper with horizontal black ruling lines. At the top center, the word "NOTES" is printed in a bold, black, sans-serif font. The rest of the page is filled with evenly spaced horizontal lines, providing a template for writing notes.

SPEEDOMETER GEAR CHARTS

1968-1970 3 SPEED MANUAL TRANSMISSION DRIVEN GEAR

V67

PART NO.	DRIVEN GEAR TEETH	COLOR CODE	PART NO.	DRIVEN GEAR TEETH	COLOR CODE
1359273	39	Brown	3987919	19	Natural
3708143	24	Yellow	—	—	—
3708699	22	Green	3860345	22	Green
			3860346	23	Yellow
3845071	20		3860347	24	Orange
3860033	21		3860348	25	Blue
3860329	20		3987920	20	
3987918	18	Brown			

1968 CORVETTE SPEEDOMETER GEAR CHART

NOTE: To order Speedometer Gears or Parts, Transmission Type, Rear Axle Ratio and Tire Size must be known.

REAR AXLE RATIO	TIRE SIZE	4.343 GEAR, SPEEDO. DRIVE	4.337 GEAR, SPEEDO. DRIVEN	4.329 ADAPTER, SPEEDO.
2.73	8.15 x 15, 8.45 x 15, G70 x 15	3905494	3987918	—
3.07	8.15 x 15, 8.45 x 15, G70 x 15	6261794	3987918	—
3.07	F70 x 15	6261794	3987919	—
3.08	8.15 x 15, 8.45 x 15, G70 x 15	6261794	3987918	—
3.08	F70 x 15	6261794	3987919	—
3.31	8.45 x 15	6261794	3987919	—
3.31	8.15 x 15, F70 x 15, G70 x 15	6261794	3987920	—
3.36	8.15 x 15, F70 x 15, G70 x 15	6261794	3987920	—
3.55	8.15 x 15, 8.45 x 15, G70 x 15	—	6261794	—
3.55	F70 x 15	—	3860345	—
3.70	8.15 x 15, F70 x 15, G70 x 15	—	3860345	—
3.70	8.45 x 15	—	6261794	—
3.73	8.15 x 15, 8.45 x 15, G70 x 15	—	3860345	—
3.73	F70 x 15	—	3860348	—
4.10	8.15 x 15, 8.45 x 15, G70 x 15	—	3860347	—
4.56	8.45 x 15	—	3860345	3890575
4.56	8.15 x 15, G70 x 15	—	3860346	3890575
4.89	8.15 x 15, 8.45 x 15, G70 x 15	—	3860347	3890575

SPEEDOMETER GEAR CHARTS

1969 CORVETTE SPEEDOMETER GEAR CHART

V68

NOTE: To order Speedometer Gears or Parts, Transmission Type, Rear Axle Ratio and Tire Size must be known.

REAR AXLE RATIO	TIRE SIZE	4.343 GEAR, SPEEDO. DRIVE	4.337 GEAR, SPEEDO. DRIVEN	4.329 ADAPTER, SPEEDO.
2.56	F70 x 15, G70 x 15, G78 x 15	—	3987919	3925673
2.73	G70 x 15, G78 x 15, 8.25 x 15, 8.55 x 15 ..	—	3987918	—
2.73	F70 x 15	—	3987919	—
3.07	8.25 x 15, G70 x 15, G78 x 15	6261794	3987918	—
3.07	8.55 x 15	—	3987920	—
3.07	E70 x 15, F70 x 15	—	—	—
3.08	8.55 x 15, G70 x 15, G78 x 15	6261794	3987918	—
3.31	8.55 x 15	6261794	3987919	—
3.31	8.25 x 15, E70 x 15, F70 x 15, G70 x 15, G78 x 15	6261794	3987920	—
3.36	8.15 x 15, 8.55 x 15, F70 x 15, G70 x 15, G78 x 15	6261794	3987920	—
3.55	8.25 x 15, 8.55 x 15, G70 x 15, G78 x 15 ..	6261794	—	—
3.55	E70 x 15, F70 x 15	—	3860345	—
3.73	8.25 x 15, 8.55 x 15, G70 x 15, G78 x 15 ..	—	3860345	—
3.73	E70 x 15, F70 x 15	—	3860346	—
4.10	8.25 x 15, 8.55 x 15, G70 x 15, G78 x 15 ..	—	3860347	—
4.56	8.55 x 15	6261794	3987919	3932220
4.56	8.25 x 15, G70 x 15, G78 x 15	6261794	3987920	3932220
4.56	8.25 x 15	6261794	3987920	3932220
4.88	8.25 x 15, 8.55 x 15, G70 x 15, G78 x 15 ..	6261794	—	3932220

1970 CORVETTE SPEEDOMETER GEAR CHART

REAR AXLE RATIO	REAR TIRE SIZE	4.337 GEAR, SPEEDO. DRIVEN	4.343 GEAR, SPEEDO. DRIVE
3.07	G70 x 15, G78 x 15, H78 x 15, 8.25 x 15 ..	3987918	6261794
3.07	F78 x 15	3987919	6261794
3.08	H70 x 15, F78 x 15	3987919	6261794
3.08	G70 x 15, G78 x 15, H78 x 15, 8.25 x 15 ..	3987918	6261794
3.36	H70 x 15, H78 x 15	3987920	6261794

SPEEDOMETER GEAR CHARTS

V69

4-SPEED TRANSMISSION DRIVEN GEAR

Part No.	Driven Gear Teeth	Color Code
3860033	21	Brown
3987918	18	Natural
3987919	19	Green
3860345	22	Black
3860346	23	Yellow
3860347	24	Orange
3860348	25	Natural
3987919	19	Blue
3987920	20	Red
3987921	21	Silver
3987922	22	

1968 CORVETTE 4-SPD. TRANSMISSION SPEEDOMETER GEAR CHART

NOTE: To order Speedometer Gears or Parts, Transmission Type, Rear Axle Ratio and Tire Size must be known.

REAR AXLE RATIO TIRE SIZE	4.343 GEAR, SPEEDO. DRIVE	4.337 GEAR, SPEEDO. DRIVEN	4.329 4.329 ADAPTER, SPEEDO.
2.73 8.15 x 15, 8.45 x 15, G70 x 15	3905494	3987918	—
3.07 8.15 x 15, 8.45 x 15, G70 x 15	6261794	3987918	—
3.07 F70 x 15	6261794	3987919	—
3.08 8.15 x 15, 8.45 x 15, G70 x 15	6261794	3987918	—
3.08 F70 x 15	6261794	3987919	—
3.31 8.45 x 15	6261794	3987919	—
3.31 8.15 x 15, F70 x 15, G70 x 15	6261794	3987920	—
3.36 8.15 x 15, F70 x 15, G70 x 15	6261794	3987920	—
3.55 8.15 x 15, 8.45 x 15, G70 x 15	6261794	—	—
3.55 F70 x 15	—	3860345	—
3.70 8.15 x 15, F70 x 15, G70 x 15	—	3860345	—
3.70 8.45 x 15	6261794	—	—
3.73 8.15 x 15, 8.45 x 15, G70 x 15	—	3860345	—
3.73 F70 x 15	—	3860348	—
4.10 8.15 x 15, 8.45 x 15, G70 x 15	—	3860347	—
4.11 F70 x 15	—	3860348	—
4.56 8.45 x 15	—	3860345	3890575
4.56 8.15 x 15, G70 x 15	—	3860346	3890575
4.56 F70 x 15	3845079	3860033	—
4.89 8.15 x 15, 8.45 x 15, G70 x 15	—	3860347	3890575

SPEEDOMETER GEAR CHARTS

1969 CORVETTE 4-SPD. TRANSMISSION SPEEDOMETER GEAR CHART V70

NOTE: To order Speedometer Gears or Parts, Transmission Type, Rear Axle Ratio and Tire Size must be known.

REAR AXLE RATIO TIRE SIZE	4.343 GEAR, SPEEDO. DRIVE	4.337 GEAR, SPEEDO. DRIVEN	4.329 ADAPTER, SPEEDO.
2.56 F70 x 15, G70 x 15, G78 x 15	3924099	3987919	3925673
2.73 G70 x 15, G78 x 15, 8.25 x 15, 8.55 x 15 ..	3924099	3987918	—
2.73 F70 x 15	3924099	3987919	—
3.07 8.25 x 15, G70 x 15, G78 x 15	6261794	3987918	—
3.07 8.55 x 15	3924099	3987920	—
3.07 E70 x 15, F70 x 15	3924099	—	—
3.08 8.55 x 15, G70 x 15, G78 x 15	6261794	3987918	—
3.08 8.25 x 15, F70 x 15	3924099	—	—
3.31 8.55 x 15	6261794	3987919	—
3.31 8.25 x 15, E70 x 15, F70 x 15, G70 x 15, G78 x 15	6261794	3987920	—
3.36 8.25 x 15, 8.55 x 15, F70 x 15, G70 x 15, G78 x 15	6261794	3987920	—
3.55 8.25 x 15, 8.55 x 15, G70 x 15, G78 x 15 ..	6261794	—	—
3.55 E70 x 15, F70 x 15	—	3860345	—
3.73 8.25 x 15, 8.55 x 15, G70 x 15, G78 x 15 ..	—	3860345	—
3.73 E70 x 15, F70 x 15	—	3860346	—
4.10 8.25 x 15, 8.55 x 15, G70 x 15, G78 x 15 ..	—	3860347	—
4.56 8.55 x 15	6261794	3860342	3932220
4.56 8.25 x 15, G70 x 15, G78 x 15	6261794	3987920	3932220
4.56 8.25 x 15	6261794	3987920	3932220
4.88 8.25 x 15, 8.55 x 15, G70 x 15, G78 x 15 ..	6261794	—	3932220

1970 CORVETTE 4-SPD. TRANSMISSION SPEEDOMETER GEAR CHART

REAR AXLE RATIO REAR TIRE SIZE	4.337 GEAR, SPEEDO. DRIVEN	4.343 GEAR, SPEEDO. DRIVE	4.329 ADAPTER, SPEEDO.	4.330 KEY, SPEEDO. ADAPTER
--	-------------------------------------	------------------------------------	------------------------------	-------------------------------------

CORVETTE w/4-SPEED (EXC. CLOSE RATIO)

3.08 F70 x 15	3987919	6261794	—	—
3.36 F70 x 15	3860343	6261794	—	—
3.55 F70 x 15	3987918	6261794	6477965	867209
3.70 F70 x 15	3987919	6261794	6477965	867209
4.11 F70 x 15	—	6261794	6477965	867209
4.55 F70 x 15	3860343	6261794	6477964	867209

CORVETTE w/CLOSE RATIO 4-SPEED

3.08 F70 x 15	3860346	—	6477966	867209
3.36 F70 x 15	3860348	—	6477966	867209
3.55 F70 x 15	3860345	—	—	—
3.70 F70 x 15	3860345	—	—	—
4.11 F70 x 15	3860348	—	—	—

SPEEDOMETER GEAR CHARTS

1971 CORVETTE 4-SPD. TRANSMISSION SPEEDOMETER GEAR CHART V71

REAR AXLE RATIO REAR TIRE SIZE	4.337 GEAR, SPEEDO. DRIVEN	4.343 GEAR, SPEEDO. DRIVE	4.329 ADAPTER, SPEEDO.	4.330 KEY, SPEEDO. ADAPTER
3.08 F70-15	3987919	3978758	—	—
3.36 F70-15	3987920	3978758	—	—
3.55 F70-15	3987922	3978758	—	—
3.70 F70-15	3987922	3978758	—	—
4.11 F70-15	3987921	3978758	6477965	867209
4.56 F70-15	3987920	3978758	6477964	867209

1972 CORVETTE 4-SPD. TRANSMISSION SPEEDOMETER GEAR CHART

REAR AXLE RATIO REAR TIRE SIZE	4.337 GEAR, SPEEDO. DRIVEN	4.343 GEAR, SPEEDO. DRIVE	4.329 ADAPTER, SPEEDO.	4.330 KEY, SPEEDO. ADAPTER
3.08 F70-15	3987920	3978758	—	—
3.36 F70-15	3987921	3978758	—	—
3.55 F70-15	3987922	3978758	—	—
3.70 F70-15	3987922	3978758	—	—
4.11 F70-15	3987921	3978758	6477965	867209

1973 CORVETTE 4-SPD.

CODE	DRIVEN GEARS	TEETH	SLEEVE ASM	ADAPTERS	KEY ADAP
A	3987919	19T	345215	1565211	6476970
B	3987918	18T	345215		
C	3987920	20T	345215		
D	3987922	22T	345215		

1973 CORVETTE 4-SPD.

TIRE SIZE	3.08 DRIVE GEAR	3.36 DRIVE GEAR	3.56 DRIVE GEAR	3.70 DRIVE GEAR	4.11 DRIVE GEAR	
	3978758	3978758	3978758	3978758	3978758	
GR 70-15	Driven A Adapt -	Driven B Adapt E	Driven A Adapt E	Driven C Adapt E	Driven D Adapt E	
CODE	DRIVEN GEAR	TEETH	COLOR	SLEEVE ASM.	CODE	ADAPTER
A	3987919	19	Natural	345215	E	1565211
B	3987918	18	Brown	345215		
C	3987920	20	Blue	345215		
D	3987922	22	Silver	345215		

1974 CORVETTE 4-SPD.

TIRE SIZE	3.08 RATIO DRIVE GEAR 3978758	3.36 RATIO DRIVE GEAR 3978758	3.56 RATIO DRIVE GEAR 3978758	3.70 RATIO DRIVE GEAR 3978758	4.11 RATIO DRIVE GEAR 3978758
GR70-15	Driven A Adapter —	Driven B Adapter E	Driven A Adapter E	Driven C Adapter E	Driven D Adapter E

SPEEDOMETER GEAR CHARTS

1975-77 CORVETTE 4-SPD.

V72

TIRE SIZE	3.08 RATIO DRIVE GEAR 361002*	3.36 RATIO DRIVE GEAR 361002*	3.56 RATIO DRIVE GEAR 361002*	3.70 RATIO DRIVE GEAR 361002*	4.11 RATIO DRIVE GEAR 361002*
GR 70-15	Driven A Adapter E	Driven B Adapter E	Driven A Adapter E	Driven C Adapter E	Driven D Adapter E

* 361002 is a second design drive gear identified by speedo. adapter. 6260705 is the 1st design.

CODE	DRIVEN GEAR	TEETH	COLOR	SLEEVE ASM.	CODE	ADAPTER
A	3987919	19	Natural	345215	E	
B	3987918	18	Brown	345215		
C	3987920	20	Blue	345215		
D	3987922	22	Silver	345215		

TURBO-HYDRAMATIC TRANSMISSION DRIVEN GEAR

Part No.	Driven Gear Teeth	Color Code
1359270	36	White
1359271	37	Red
1359272	38	Blue
1359273	39	Brown
1362048	40	Black
1362049	42	Green
1362195	41	Yellow
1362196	43	Purple
9774413	34	Lt. Green
9775187	45	Lt. Blue
9780470	44	Gray
9780628	35	Pink

1968 CORVETTE TURBO-HYDRAMATIC TRANSMISSION (T.H. 400)

SPEEDOMETER GEAR CHART

NOTE: To order Speedometer Gears or Parts, Transmission Type, Rear Axle Ratio and Tire Size must be known.

REAR AXLE RATIO TIRE SIZE	4.343 GEAR, SPEEDO. DRIVE	4.337 GEAR, SPEEDO. DRIVEN	4.329 ADAPTER, SPEEDO.
2.73 8.45 x 15	8623313	1359270	—
2.73 8.15 x 15, F70 x 15, G70 x 15	8623313	1359271	—
3.07 8.15 x 15, 8.45 x 15, G70 x 15	8623313	1362195	—
3.08 8.15 x 15, 8.45 x 15, G70 x 15	8623313	1362195	—
3.08 F70 x 15	8623313	1362049	—
3.31 8.45 x 15	8623313	1362196	—
3.31 8.15 x 15, G70 x 15	8623313	9775187	—
3.36 8.45 x 15	8623313	1362196	—
3.36 8.15 x 15, G70 x 15	8623313	9775187	—

1969 CORVETTE SPEEDOMETER GEAR CHART

NOTE: To order Speedometer Gears or Parts, Transmission Type, Rear Axle Ratio and Tire Size must be known.

TURBO HYDRAMATIC TRANSMISSION (T.H. 400) (exc. H.D., Sp. H/Per. 427)

REAR AXLE RATIO TIRE SIZE	4.343 GEAR, SPEEDO. DRIVE	4.337 GEAR, SPEEDO. DRIVEN	4.338 SLEEVE, SPEEDO. DRIVEN GEAR
2.73 8.55 x 15, G78 x 15	8623313	1359270	
2.73 G70 x 15, 8.25 x 15	8623313	1359270	
2.73 F70 x 15	8623313	1359271	
3.07 8.55 x 15	8623313	1362048	
3.07 G70 x 15, 8.25 x 15, G78 x 15	8623313	1362195	
3.08 8.55 x 15	8623313	1362048	
3.08 G70 x 15, 8.25 x 15, G78 x 15	8623313	1362195	
3.08 F70 x 15	8624738	1362049	
3.30 8.55 x 15	8623313	1362196	
3.30 G70 x 15, 8.25 x 15, G78 x 15	8623313	9780470	

SPEEDOMETER GEAR CHARTS

1969 CORVETTE SPEEDOMETER GEAR CHART (Contd.)

V74

TURBO HYDRAMATIC TRANSMISSION (T.H. 400) (H.D., Sp. H/Per. 427)

REAR AXLE RATIO	TIRE SIZE	4.343 GEAR, SPEEDO. DRIVE	4.337 GEAR, SPEEDO. DRIVEN	4.329 ADAPTER, SPEEDO.	4.338 SLEEVE, SPEEDO. DRIVEN GEAR
2.73	F70 x 15	8623311	9774413	—	—
3.07	8.55 x 15, G78 x 15	8623311	1359270	—	—
3.07	G70 x 15, 8.25 x 15	8623311	1359271	—	—
3.08	F70 x 15	8623311	1359271	—	—
3.30	8.55 x 15	8623311	1359272	—	—
3.30	G70 x 15, 8.25 x 15, G78 x 15	8623311	1359273	—	—
3.36	F70 x 15	8623311	1362195	—	—
3.54	8.55 x 15	8623311	1362195	—	—
3.54	G70 x 15, 8.25 x 15, G78 x 15	8623311	1362049	—	—
3.72	8.55 x 15	8623311	1362196	—	—
3.72	G70 x 15, 8.25 x 15, G78 x 15	8623311	9780470	—	—
4.10	8.55 x 15	8623311	9780628	3932220	—
4.10	G70 x 15, 8.25 x 15, G78 x 15	8623311	1359270	3932220	—
4.55	8.55 x 15, G78 x 15	8623311	1359273	3932220	—
4.55	G70 x 15, 8.25 x 15	8623311	1362048	3932220	—
4.87	8.55 x 15, G70 x 15, G78 x 15	8623311	1362049	3932220	—
4.87	8.25 x 15	8623311	1362196	3932220	—

1970 CORVETTE SPEEDOMETER GEAR CHART

CORVETTE w/TURBO HYDRAMATIC TRANSMISSION (T.H. 400) (exc. Sp. H/Per. 454)

REAR AXLE RATIO	REAR TIRE SIZE	4.337 GEAR, SPEEDO. DRIVEN	4.343 GEAR, SPEEDO. DRIVE	4.338 SLEEVE, SPEEDO. DRIVEN GEAR
2.73	F70 x 15, 8.25 x 15	1359271	8623313	1362294
2.73	H70 x 15, H78 x 15	1359270	8623313	1362294
3.08	F70 x 15	1362049	8623313	1362293
3.36	F70 x 15	9775187	8623313	1362293

CORVETTE w/TURBO-HYDRAMATIC TRANSMISSION (T.H. 400) (Sp. H/Per. 454)

REAR AXLE RATIO	REAR TIRE SIZE	4.337 GEAR, SPEEDO. DRIVEN	4.343 GEAR, SPEEDO. DRIVE	4.338 SLEEVE, SPEEDO. DRIVEN GEAR
2.73	F70 x 15	9774413	8623311	1362294
3.08	F70 x 15	1359271	8623311	1362294
3.36	F70 x 15	1362195	8623311	1362293

SPEEDOMETER GEAR CHARTS

1971 CORVETTE SPEEDOMETER GEAR CHART

V75

T.H. 400 (350, Sp. H/Per. 454)

REAR AXLE RATIO	REAR TIRE SIZE	4.343 GEAR SPEEDO. DRIVE	4.337 GEAR SPEEDO. DRIVEN	4.338 SLEEVE SPEEDO. DRIVEN GEAR
3.08	F70-15	8623311	1359271	1362294
3.36	F70-15	8623311	1362195	1362293

(T.H. 400 w/H/Per.) (454)

REAR AXLE RATIO	REAR TIRE SIZE	4.343 GEAR SPEEDO. DRIVE	4.337 GEAR SPEEDO. DRIVEN	4.338 SLEEVE SPEEDO. DRIVEN GEAR
3.08	F70-15	8623313	1362049	1362293
3.36	F70-15	8623313	9775187	1362293

1972 CORVETTE SPEEDOMETER GEAR CHART

T.H. 400 (350, Sp. H/Per. 454)

REAR AXLE RATIO	REAR TIRE SIZE	4.343 GEAR SPEEDO. DRIVE	4.337 GEAR SPEEDO. DRIVEN	4.329 ADAPTER SPEEDO.	4.330 KEY SPEEDO. ADAPTER	4.338 SLEEVE SPEEDO. DRIVEN GEAR
3.08	F70-15	8623313	1362049	—	—	1362293
3.36	F70-15	8623313	9774413	—	867209	1362294

(T.H. 400 w/H. Per.) (454)

REAR AXLE RATIO	REAR TIRE SIZE	4.343 GEAR SPEEDO. DRIVE	4.337 GEAR SPEEDO. DRIVEN	4.329 ADAPTER SPEEDO.	4.330 KEY SPEEDO. ADAPTER	4.338 SLEEVE SPEEDO. DRIVEN GEAR
3.08	F70-15	8623313	1362049	—	—	1362293
3.36	F70-15	8623313	9774413	—	867209	1362294

1973 CORVETTE TURBO— HYDRAMATIC

CODE	DRIVEN GEARS	NUMBER OF TEETH	SLEEVE ASM.	CODE	DRIVEN GEARS	NUMBER OF TEETH	SLEEVE ASM.
A	9780628	35T	1362294	C	1362048	40T	1362293
B	1359272	38T	1362294	D	1362049	42T	1362293

SPEEDOMETER GEAR CHARTS

1973 CORVETTE TURBO— HYDRAMATIC

V76

TIRE SIZE	3.08 DRIVE GEAR 8623310	3.36 DRIVE GEAR 8623310	3.56 DRIVE GEAR 8623310	3.70 DRIVE GEAR 8623310
GR 70-15	Driven A Adapt -	Driven B Adapt -	Driven C Adapt -	Driven D Adapt -

1974 CORVETTE TURBO-HYDRAMATIC

CODE	DRIVEN GEAR	NUMBER OF TEETH	COLOR	SLEEVE ASSY	CODE	DRIVEN GEAR	NUMBER OF TEETH	COLOR	SLEEVE ASSY
A	9780628	35	Pink	1362294	C	1362048	40	Black	1362293
B	1359272	38	Blue	1362294	D	1362049	42	Green	1362293

TIRE SIZE	3.08 RATIO DRIVE GEAR 8623310	3.36 RATIO DRIVE GEAR 8623310	3.56 RATIO DRIVE GEAR 8623310	3.70 RATIO DRIVE GEAR 8623310
G70-15	A	B	C	D

1975 CORVETTE TURBO-HYDRAMATIC

CODE	DRIVEN GEAR	NUMBER OF TEETH	COLOR	SLEEVE ASM.	CODE	DRIVEN GEAR	NUMBER OF TEETH	COLOR	SLEEVE ASM.
A	9780628	35	Pink	1362294	C	1362048	40	Black	1362293
B	1359272	38	Blue	1362294	D	1362049	42	Green	1362293

TIRE SIZE	3.08 RATIO DRIVE GEAR 8623310	3.36 RATIO DRIVE GEAR 8623310	3.56 RATIO DRIVE GEAR 8623310	3.70 RATIO DRIVE GEAR 8623310
G70-15	A	B	C	D

1976-77 CORVETTE TURBO-HYDRAMATIC

CODE	DRIVEN GEAR	NUMBER OF TEETH	COLOR	SLEEVE ASM.	CODE	DRIVEN GEAR	NUMBER OF TEETH	COLOR	SLEEVE ASM.
A	9780628	35	Pink	1362294	C	1362048	40	Black	1362293
B	1359272	38	Blue	1362294	D	1362049	42	Green	1362293
	3987919	19	Natural			3987921	21	Red	
						3987922	22	Silver	

TIRE SIZE	3.08 RATIO DRIVE GEAR 8623310	3.36 RATIO DRIVE GEAR 8623310	3.55 RATIO DRIVE GEAR 8623310	3.70 RATIO DRIVE GEAR 8623310
G70-15	A	B	C	D

1978 SPEEDO GEAR USAGE CHART
"Y" CAR

CHART A

CODE	DRIVE GEAR	TEETH	COLOR	CODE	DRIVEN GEAR	TEETH	COLOR	SLEEVE	CODE	ADAPTER	RATIO	STAMPED
A	6261784	8	Orange	N	3987919	19	Natural	345215				
B	6261797	7	Brown	P	3987918	18	Brown	345215				
C	361002	7	Green	Q	3987922	22	Silver	345215				
				R	3987920	20	Blue	345215				

CHART B

TIRE SIZE	AXLE	TRANS	DRIVE GEAR	DRIVEN GEAR	ADAPTER
All	3.08	M38	A	N	—
All	3.36	M20@	B	P	—
All		M20%	C	P	—
All	3.55	M38	A	Q	—
All	3.70	M20, M21	C	R	—

Note: @ Eng. (350L) L48
% Eng. (350H) L82

1979 SPEEDO GEAR USAGE CHART
"Y" CAR

CHART A

CODE	DRIVE GEAR	TEETH	COLOR	CODE	DRIVEN GEAR	TEETH	COLOR	SLEEVE	CODE	ADAPTER	RATIO	STAMPED
B	361002	7	Green	N	3987918	18	Brown	345215				
C	6261784	8	Orange	P	3987922	22	Gray	345215				
				Q	3987920	20	Blue	345215				

CHART B

TIRE SIZE	AXLE	TRANS	DRIVE GEAR	DRIVEN GEAR	ADAPTER
Y	3.36	M20	B	N	—
Y	3.55	M38	C	P	—
Y	3.70	M20	B	Q	—
Y		M21	B	Q	—

SPEEDOMETER GEAR CHARTS

V79

1980 SPEEDO GEAR USAGE CHART "Y" CAR

CHART A

CODE	DRIVE GEAR	TEETH	COLOR	CODE	DRIVEN GEAR	TEETH	COLOR	SLEEVE	CODE	ADAPTER	RATIO	STAMPED
B	6260705	8	Blue	Q	3987919	19	Natural	345215				
C	6261784	8	Orange									

CHART B

TIRE SIZE	AXLE	TRANS	DRIVE GEAR	DRIVEN GEAR	ADAPTER
P225/70R15, P255/60R15	3.07	M33	C	Q	—
All		M18	B	Q	—
P225/70R15, P255/60R15			C	Q	—

1981 SPEEDO GEAR USAGE CHART "Y" CAR

CHART A

CODE	DRIVE GEAR	TEETH	COLOR	CODE	DRIVEN GEAR	TEETH	COLOR	SLEEVE	CODE	ADAPTER	RATIO	STAMPED
A	14038093	9	—	N	3987919	19	Natural	345215				
B	6261782	9	Green	P	3987920	20	Blue	345215				

CHART B

TIRE SIZE	AXLE	TRANS	DRIVE GEAR	DRIVEN GEAR	ADAPTER
All	2.72	M18	A	N	—
All	2.87	MX3	B	N	—
All			B	P	—

SPEEDOMETER GEAR CHARTS

1982 SPEEDO GEAR USAGE CHART "Y" CAR

C O D E	DRIVE GEAR	T E E T H	COLOR	C O D E	DRIVEN GEAR	T E E T H	COLOR	SLEEVE	C O D E	ADAPTER	RATIO	S T M P D
A	8640519	19	YELLOW	N O P Q	1359273 1362048 1362049 1362195	39 40 42 41	BROWN BLACK GREEN YELLOW	25512340 25512339 25512339 25512339				

TIRE SIZE	AXLE	TRANS	D R G I V E R	D R G I V E R	A D A P T R
P225/70R15	2.72	MD8	A	N	
P255/60R15			A	O	
P225/70R15	2.87	MD8	A	Q	
P255/60R15			A	P	

[illegible]

BRAKES

4.589 SWITCH , Parking Brake Alarm					
64-66	Y	3820885	1	2.20	SWITCH (11.950)
67-82	Y	3901600	1	3.35	SWITCH, W/BRKT
4.591 LEVER, Parking Brake Apply					
67-81	Y	378207	1	44.25	LEVER,
82	Y	14033719	1	48.00	LEVER, PARK BRK
4.592 HANDLE , Parking Brake Apply Lever					
53-57	Y	3699301	1	5.85	HANDLE (CHROME)
4.594 GROMMET-GUIDE, Parking Brake Release					
76-77	Y	6264117	1	.53	GROMMET, SPL. PARK. BRAKE CABLE/IN U/B
67-81	Y	3897439	1	2.15	GUIDE
82	Y	14033720	1	2.05	GUIDE, PARK BRK LVR CBL
4.595 PAWL, Parking Brake Lever Release					
82	Y W/A.T.	8642239	1	5.55	PAWL, PK LK
4.597 SPRING, Parking Brake Lever					
82	Y W/A.T.	8642193	1	.85	SPRING, PK PAWL RET
4.612 COVER -RETAINER-SEAL, Parking Brake Lever Housing					
77-82	Y	379981	1	8.10	COVER (PLASTIC) (PAINT TO MATCH)
77-82	Y	14011818	1	8.70	RETAINER, LVR CVR
67	Y	3901995	1	1.10	SEAL
68-76	Y	333605	1	1.15	SEAL, U/B TUN RR CNSL PARK BRK LVR
4.625 PEDAL, Brake Pedal					
NOTE: FOR FLOOR PAN OPENING SEAL SEE GROUP 0.829.					
63-66	Y (EXC. P.G.)	3908155	1	13.70	PEDAL
68-73	Y W/A.T.	3923669	1	14.15	PEDAL
68-73	Y W/M.T.	3921649	1	15.00	PEDAL
74-79	Y W/A.T.	346338	1	15.55	PEDAL
74-81	Y W/M.T.	346336	1	15.55	PEDAL
80-82	Y W/A.T.	14020845	1	15.55	PEDAL
4.626 BUSHING-SPACER, Brake Pedal					
64-82	Y	14004821	AR	.53	BUSHING, BRK AND CLU PEDAL (0.831)
67-75	Y (2ND DESIGN) (EXC. P.B.)	3908768	1	.31	BUSHING, RTN SPRING
76-82	Y	3908768	1	.31	BUSHING, RTN SPRING
58-81	Y	529323	1	.77	SPACER, STEEL TUBING (7/16 I.D. X 2 3/8 O.L.)
82	Y	14030818	AR	1.65	SPACER, STEEL TUBING(7/16"ID X 2 3/8"LONG)
4.630 COVER-PAD -PLATE, Brake and Clutch Pedal					
NOTE 1: PART NUMBER APPEARS ON THESE PARTS.					
58-62	Y (EXC. P.G.)	3884850	1	1.25	COVER
58-67	Y W/P.G.	3881784	1	1.25	COVER, BRK
63-67	Y	3988198	1	1.20	COVER, CLU
63-67	Y (EXC. P.B., P.G.)	3988198	1	1.20	COVER, BRK
63-67	Y W/SP. PER. (EXC. P.G.)	3988198	1	1.20	COVER, BRK
68-79	Y W/A.T.	3888682	1	1.85	COVER, BRK PED PAD
68-79	Y W/M.T.	3921648	AR	1.65	COVER, BRK AND CLU PED PAD
80-82	Y W/A.T.	3994495	1	1.75	COVER, BRK PED PAD
80-82	Y W/M.T.	3993614	1	1.15	COVER, BRK PED PAD
80-82	Y W/M.T.	14009148	1	2.10	COVER, CLU PED PAD
55-57	Y (EXC. PROD. P.B.)	3657980	AR	2.90	PAD (RUBBER 3 1/2 X 1 7/8 OVERALL)
68-72	Y W/A.T.	3888683	1	2.00	PLATE, CVR TR
68-72	Y W/M.T.	3923615	1	2.70	PLATE, CVR TR
4.634 REINFORCEMENT-RETAINER-SHAFT, Brake Pedal					
73-75	Y	334773	1	11.05	REINFORCEMENT, HSG
77-82	Y	14016001	1	11.65	REINFORCEMENT, HSG
63-82	Y	3828428	1	.50	RETAINER, BRK OR CLU PED SHF
63-81	Y	3828427	1	1.60	SHAFT
4.639 SPRING , Brake Pedal Pull Back					
53-62	Y	3698665	1	.66	SPRING (4.760)
4.648 BOLT-COVER-HOUSING-SCREW-SEAL, Brake Cylinder and Pedal Shaft					
68-77	Y (EXC. P.B.)	3923616	2	.30	BOLT, MAIN CYL. (3/8-16 X 1 3/8)
73-76	Y W/P.B.	334759	1	20.60	COVER, BRK PEDAL HSG

BRAKES

4.648 BOLT-COVER-HOUSING-SCREW-SEAL, Brake Cylinder and Pedal Shaft (Con't)

77-82	Y	14016002	1	32.50	COVER, BRK PEDAL HSG
68-76	Y (EXC. P.B.)	3981600	1	36.50	HOUSING, BRK PEDAL
69-82	Y	14018819	1	61.00	HOUSING, BRK PEDAL
65-68	Y	3874876	1	.34	SCREW, W/LW (3/8-16 X 1 1/8) (3.901)
63-77	Y (EXC. P.B.)	14000379	1	.36	SEAL, M/CYL MT CVR

4.649 REPAIR KIT , Brake Master Cylinder

NOTE 1: CONSISTS OF SAME PARTS SHOWN WITH 5454428 PLUS SPRING W/RETAINER.

53-62	Y	5454563	1	10.55	REPAIR KIT (1" DIA.) (NOTE 1)
65-66	Y (EXC. P.B.)	3871543	1	7.10	REPAIR KIT (BENDIX 617219) (1" DIA. CYL.)
67	Y (EXC. H.D. BRAKES)	18001045	1	23.40	REPAIR KIT
67	Y W/H.D. BRAKES	18001018	1	23.05	REPAIR KIT
68-76	Y (EXC. P.B.)	18001045	1	23.40	REPAIR KIT
68-76	Y W/P.B.	18001018	1	23.05	REPAIR KIT (MORAINE)
69	Y W/H.D. BRAKE	18001018	1	23.05	REPAIR KIT (MORAINE)
77-82	Y	18002379	1	21.10	REPAIR KIT (MORAINE)

4.650 CYLINDER , Brake Master

NOTE: ALSO SEE GROUP 4.901 FOR POWER BRAKES.

NOTE 1: HAS METRIC MTG HOLES-OTHERWISE IDENT TO 18002069.

53-62	Y	5454480	1	66.85	CYLINDER (1" DIA. CYL. CAST 5456022)
65-66	Y W/DISC BRAKES (EXC. P.B.)	3866446	1	80.75	CYLINDER (BENDIX 618690) (1" DIA. CYL.)
67	Y (EXC. H.D. BRAKES)	18001118	1	117.85	CYLINDER (1" DIA. CYL.) (MORAINE)
67-69	Y W/H.D. BRAKE	18001094	1	110.55	CYLINDER (1 1/8" DIA.) (MORAINE)
68-76	Y (EXC. P.B.)	18001118	1	117.85	CYLINDER (1" DIA. CYL.) (MORAINE)
69-76	Y W/P.B.	18001004	1	110.55	CYLINDER (1 1/8" DIA.) (MORAINE)
77-82	Y	18005307	1	85.00	CYLINDER (NOTE 1)

4.651 BAIL-CAP-COVER-GASKET, Brake Master Cylinder

67-82	Y	5455518	2	1.15	BAIL, RESVR CUP
65-66	Y (EXC. P.B.)	3871541	1	2.95	CAP (BENDIX 618962)
65-66	Y W/P.B.	5461247	1	1.40	CAP (MORAINE)
67-82	Y	18000781	1	4.90	COVER, RESVR
63	Y	5460946	1	1.15	GASKET, RESVR
65-66	Y	5465725	1	3.45	GASKET, RESVR
65-66	Y (EXC. P.B.)	3888045	1	3.50	GASKET, DIAPH (BENDIX 2225128)
67-82	Y	5455516	1	5.30	GASKET, RESVR

4.653 PISTON, Brake Master Cylinder Secondary

67	Y (EXC. H.D. BRAKES)	5460413	1	7.30	PISTON, SECD
67	Y W/H.D. BRAKES	5455829	1	17.50	PISTON, SECD
68-76	Y (EXC. P.B.)	5460413	1	7.30	PISTON, SECD
68-75	Y W/P.B.	5455829	1	17.50	PISTON, SECD
77-82	Y	18001487	1	4.50	PISTON, SECD

4.654 CUP, Brake Main Cylinder

67	Y (EXC. H.D. BRAKES)	5460195	2	2.00	CUP, SECD
68-71	Y (EXC. P.B.)	5460195	2	2.00	CUP, SECD
75	Y (EXC. P.B.)	5460195	2	2.00	CUP, SECD

4.656 SCREW , Brake Main Cylinder

65-77	Y	5464418	1	.90	SCREW (MORAINE)
-------	---	---------	---	-----	-----------------

4.657 VALVE, Main Cylinder

65-66	Y W/H.D. BRAKES	3878944	1	134.00	VALVE, RR BRK PRESS REG
-------	-----------------	---------	---	--------	-------------------------

4.658 ROD, Brake Pedal Push

68-77	Y (EXC. P.B.)	346340	1	1.70	ROD, BRK MAIN CYL PUSH
73-74	Y	6259180	1	9.70	ROD, VAC PWR BRK CYL OPERATION
76-78	Y	6259180	1	9.70	ROD, VAC PWR BRK CYL OPERATION

4.659 BOOT-WASHER, Brake Master Cylinder Rod

53-77	Y (EXC. P.B.)	5456779	1	1.17	BOOT, BRK MAIN CYL
64-67	Y W/P.B.	5452997	1	3.45	BOOT, VAC PWR CYL
68-78	Y W/P.B.	548179	1	1.45	BOOT, VAC PWR CYL VLV BODY (BENDIX 2501643)
63-69	Y W/P.B., A.C.	3953987	AR	.30	WASHER, PEDAL AND MAIN CYL PUSH ROD TO ACTR LVR
64-69	Y W/P.B.	5464812	1	.54	WASHER, PUSH ROD LIMITER
69-79	Y	3953987	AR	.30	WASHER, MAIN CYL CLEVIS

BRAKES

4.661 GASKET -INSERT, Main Cylinder Outlet Fitting

53-61	Y	799390	AR	.22	GASKET (19/32 I.D. X 13/16 O.D. X 1/2 THK.)
65	Y W/P.B. (EXC. H.D. BRAKES)	5453786	2	.88	INSERT, BRK. MAIN CYL. PIPE CONN BOLT (4.671)
67-75	Y	5452322	2	.42	INSERT, BRK MAIN PIPE CONN. BOLT (MORAINE)

4.662 CLEVIS-PIN-RETAINER-WASHER , Master Cylinder Adjusting

71-82	Y	3953288	1	.73	CLEVIS, BRK PEDAL TO BRK MAIN CYL PUSH ROD
63-69	Y	3817879	AR	.33	PIN, BRK MAIN CYL, P.B. PUSH ROD TO BRK PEDAL END AND ACTR LVR CLEVIS (USE W/3817880 RET.)
68-76	Y	3909668	1	.33	PIN, CLEVIS, BRK PEDAL TO BRK MAIN CYL. PUSH ROD CLEVIS
75-82	Y	3817879	1	.33	PIN, PUSH ROD CLEVIS
63-82	Y	3817880	AR	.33	RETAINER, BRK MAIN CYL, P.B. PUSH ROD TO BRK PEDAL END AND ACTR LVR CLEVIS PIN
77-78	Y	5466546	1	2.05	RETAINER, VAC PWR BRK CYL PUSH ROD (4.926)
68-80	Y	492346	AR	.31	WASHER (7/16 X 3/4 X 1/32) (STEEL)
70-81	Y	410230	AR	.35	WASHER (.453 X .668 X .007) (FREE HEIGHT)

4.665 CYLINDER-HOUSING-REPAIR KIT, Wheel Brake

NOTE 1: WHEN USING 5465038 IN PLACE OF 5459917, IT WILL BE NECESSARY TO USE BLEEDER SCREW.

NOTE 2: WHEN USING 18005633 IN PLACE OF 5465039, IT WILL BE NECESSARY TO USE BLEEDER SCREW W/METRIC THREAD.

NOTE 3: CONSISTS OF 2 PISTONS, 2 CUPS, 1 SPRING AND 2 BOOTS.

NOTE 4: WHEN SERVICING 1965-66 (STD. & HEAVY DUTY) AND EARLY 1967 HEAVY DUTY ORIGINAL EQUIPMENT USE 1967-73 TYPE PISTONS. THE HEAVY DUTY APPLICATIONS WILL ALSO REQUIRE 1967-73 INSULATORS AND RETURN SPRINGS.

53-59	Y	5461125	LH		CYLINDER, FRT (1 1/8" DIA., CAST 5453821)
53-59	Y	5461126	RH	20.25	CYLINDER, FRT (1 1/8" DIA., CAST 5453822)
56-62	Y (EXC. H.D. BRAKE/SUSP.)	5465038	RH	22.40	CYLINDER, RR (NOTE 1)
56-62	Y (EXC. H.D. BRAKE SUSP.)	18005633	LH	20.00	CYLINDER, RR
60-62	Y (EXC. H.D. BRAKE/SUSP.)	18005633	LH	20.00	CYLINDER, FRT (1 1/2" DIA.) (NOTE 2)
60-62	Y W/H.D. BRAKE/SUSP.	5461125	LH		CYLINDER, FRT (1 1/8" DIA., CAST 5453821)
60-62	Y W/H.D. BRAKE/SUSP.	5461126	RH	20.25	CYLINDER, FRT (1 1/8" DIA., CAST 5453822)
63-64	Y	5465481	RH	16.20	CYLINDER
63-65	Y (EXC. DISC BRAKE)	5465038	RH	22.40	CYLINDER, RR (NOTE 1)
63-65	Y (EXC. DISC BRAKES)	18005633	LH	20.00	CYLINDER, RR
65	Y (EXC. DISC BRAKE)	5465481	RH	16.20	CYLINDER, FRT (1 3/16" DIA., CAST 5459466)
65-66	Y	2621212	LH	71.75	HOUSING, RR BR CLPR INR (NOTE 4)
65-66	Y	2621213	RH	71.75	HOUSING, RR BR CLPR INR (NOTE 4)
65-66	Y	2621214	LH	71.00	HOUSING, RR BR CLPR OTR (NOTE 4)
65-66	Y	2621215	RH	71.00	HOUSING, RR BR CLPR OTR (NOTE 4)
65-74	Y (EXC. H.D. BRAKES)	2621202	LH	103.60	HOUSING, FRT BRK CLPR INR (NOTE 4)
65-74	Y (EXC. H.D. BRAKES)	2621203	RH	103.60	HOUSING, FRT BRK CLPR INR (NOTE 4)
65-75	Y (EXC. H.D. BRAKES)	2621206	2	103.60	HOUSING, FRT BRK CLPR OTR (NOTE 4)
65-75	Y W/H.D. BRAKES	2621209	LH	89.25	HOUSING, FRT BRK CLPR INR (NOTE 4)
65-75	Y W/H.D. BRAKES	2621210	RH	89.25	HOUSING, FRT BRK CLPR INR (NOTE 4)
65-75	Y W/H.D. BRAKES	2621211	2	85.25	HOUSING, FRT BRK CLPR OTR (NOTE 4)
67-75	Y (EXC. H.D. BRAKES)	2621204	LH	103.95	HOUSING, RR BR CLPR INR (NOTE 4)
67-75	Y (EXC. H.D. BRAKES)	2621205	RH	103.95	HOUSING, RR BR CLPR INR (NOTE 4)
67-75	Y (EXC. H.D. BRAKES)	2621207	LH	103.95	HOUSING, RR BRK CLPR OTR (NOTE 4)
67-75	Y (EXC. H.D. BRAKES)	2621208	RH	103.95	HOUSING, RR BRK CLPR OTR (NOTE 4)
67	Y W/H.D. BRAKES (1ST DESIGN)	2621212	LH	71.75	HOUSING, RR BRK CLPR INR (NOTE 4)
67	Y W/H.D. BRAKES (1ST DESIGN)	2621213	RH	71.75	HOUSING, RR BRK CLPR INR (NOTE 4)
67-73	Y W/H.D. BRAKES (2ND DESIGN)	2621214	LH	71.00	HOUSING, RR BRK CLPR OTR (NOTE 4)
67	Y W/H.D. BRAKES (1ST DESIGN)	2621215	RH	71.00	HOUSING, RR BRK CLPR OTR (NOTE 4)
67-73	Y W/H.D. BRAKES (2ND DESIGN)	2621215	RH	71.00	HOUSING, RR BRK CLPR OTR (NOTE 4)

BRAKES

4.665 CYLINDER-HOUSING-REPAIR KIT, Wheel Brake (Con't)

67-73	Y W/H.D. BRAKES (2ND DESIGN)	5461991	LH	84.00	HOUSING, RR BRK CLPR INR (NOTE 4) ...
67-73	Y W/H.D. BRAKES (2ND DESIGN)	5462016	LH	83.50	HOUSING, RR BRK CLPR OTR (NOTE 4) ..
74	Y W/H.D. BRAKES	2621212	LH	71.75	HOUSING, RR BRK CLPR INR
74-75	Y W/H.D. BRAKES	2621213	RH	71.75	HOUSING, RR BRK CLPR INR
74	Y W/H.D. BRAKES	2621214	LH	71.00	HOUSING, RR BRK CLPR OTR
74-75	Y W/H.D. BRAKES	2621215	RH	71.00	HOUSING, RR BRK CLPR OTR
75-82	Y	2621202	LH	103.60	HOUSING, FRT BRK CLPR INR
75-82	Y	2621203	RH	103.60	HOUSING, FRT BRK CLPR INR
75	Y W/H.D. BRAKES	5461991	LH	84.00	HOUSING, RR BRK CLPR INR
75	Y W/H.D. BRAKES	5462016	LH	83.50	HOUSING, RR BRK CLPR OTR
76-82	Y	2621204	LH	103.95	HOUSING, RR BRK CLPR INR
76-82	Y	2621205	RH	103.95	HOUSING, RR BRK CLPR INR
76-82	Y	2621206	2	103.60	HOUSING, FRT BRK CLPR OTR
76-82	Y	2621207	LH	103.95	HOUSING, RR BRK CLPR OTR
76-82	Y	2621208	RH	103.95	HOUSING, RR BRK CLPR OTR
53-59	Y	5455856	AR	4.49	REPAIR KIT, RR (USE W/1 1/8" DIA CYL.) (NOTE 3)
53-64	Y (EXC. H.D. BRAKE/SUSP.)	5455855	AR	4.49	REPAIR KIT, RR
57-62	Y W/H.D. BRAKE/SUSP.	3771783	2	14.25	REPAIR KIT, RR (1 1/4" DIA.) (NOTE 3)
57-62	Y W/H.D. BRAKE/SUSP.	5463197	AR	4.90	REPAIR KIT, RR (USE W/7/8" DIA. CYL.) (NOTE 3)
60-64	Y (EXC. H.D. BRAKE/SUSP.)	5456566	AR	5.90	REPAIR KIT, FRT (1 3/16" DIA.)
60-62	Y W/H.D. BRAKES, SUSP.	5455856	AR	4.49	REPAIR KIT, RR (USE W/1 1/8" DIA. CYL.) (NOTE 3)
60	Y W/H.D. BRAKE/SUSP.	5463197	AR	4.90	REPAIR KIT, FRT
65-66	Y (EXC. DISC BRAKE)	5455855	AR	4.49	REPAIR KIT, RR (1" DIA. CYL.) (NOTE 3)
65	Y (EXC. DISC BRAKE)	5456566	AR	5.90	REPAIR KIT, FRT (1 3/16" DIA.)

4.666 PLUG-RING-VALVE, Wheel Cylinder

65-82	Y	5467211	2	.52	PLUG, RR CALIPER PSTN OTR HSG
65-82	Y	5465969	AR	.52	RING, FRT AND RR CALIPER BLEEDER VLV
53-60	Y	5455122	4	.54	VALVE, FRT AND RR
61-62	Y	5455122	2	.54	VALVE, FRT
61-62	Y	5459294	AR	.91	VALVE, BLEEDER, RR
63	Y	5459294	AR	.91	VALVE, BLEEDER, FRT
64-66	Y	5459294	AR	.91	VALVE, BLEEDER, FRT AND RR
65-82	Y (1ST DESIGN-1980)	5469230	AR	.48	VALVE, BLEEDER FRT AND RR CALIPER (5/16-24)
80-81	Y (2ND DESIGN-METRIC-1980)	18003151	AR	.68	VALVE, BLEEDER FRT AND RR CALIPER (8M X 1.25)

4.667 CUP-REPAIR KIT-SEAL, Wheel Brake

NOTE 1: CONSISTS OF 2 O-RINGS, 1 PISTON SEAL AND 1 BOOT.

NOTE 2: KIT DOES NOT INCLUDE PISTON, SCREW OR INSULATOR. SEE GROUP 4.668.

53-59	Y	5455856	AR	4.49	CUP, FRT (1 1/8")
60-62	Y W/H.D. BRAKE/SUSP.	5455856	AR	4.49	CUP, FRT (1 1/8")
53-64	Y (EXC. H.D. BRAKE/SUSP.)	5455855	AR	4.49	REPAIR KIT, RR
65-66	Y (EXC. DISC BRAKE)	5455855	AR	4.49	REPAIR KIT, RR (1" DIA. CYL.)
65-82	Y W/DISC BRAKE	5467286	AR	N.L.	REPAIR KIT, FRT (1 7/8 DIA.) (NOTE 1,,2)
65-82	Y W/DISC BRAKE	5467288	AR	N.L.	REPAIR KIT, RR (1 3/8 DIA.) (NOTE 1,,2)
65-79	Y	5465961	8.	2.05	SEAL, FRT BRK CALIPER PSTN

4.668 INSULATOR-PISTON-SCREW, Wheel Cylinder

NOTE 1: CONSISTS OF PISTON, INSULATOR AND SCREW.

65-66	Y	5471818	4	15.20	INSULATOR, FRT
65-66	Y	5472040	4	15.20	INSULATOR, RR
67-75	Y W/H.D. BRAKES	5463822	8	15.20	INSULATOR, FRT
67-75	Y W/H.D. BRAKES (2ND DESIGN)	5469593	8	15.20	INSULATOR, RR
67	Y W/H.D. BRAKES (1ST DESIGN)	5472040	4	15.20	INSULATOR, RR
65-66	Y	5471861	4	19.85	PISTON, FRT (NOTE 1)
65-66	Y	5472039	4	20.95	PISTON, RR (NOTE 1)
65-75	Y (EXC. H.D. BRAKES)	5471370	4	6.55	PISTON, FRT
67-75	Y (EXC. H.D. BRAKES)	5471371	4	6.55	PISTON, RR
67	Y W/H.D. BRAKES (2ND DESIGN)	5463823	8	26.20	PISTON, FRT
67	Y W/H.D. BRAKES (2ND DESIGN)	5469592	2	26.20	PISTON, RR
67	Y W/H.D. BRAKES (1ST DESIGN)	5471861	4	19.85	PISTON, FRT (NOTE 1)

BRAKES

4.668 INSULATOR-PISTON-SCREW, Wheel Cylinder (Con't)

67	Y W/H.D. BRAKES (1ST DESIGN)	5472039	4	20.95	PISTON, RR (NOTE 1)
68-76	Y W/H.D. BRAKES	5463823	8	26.20	PISTON, FRT
68-75	Y W/H.D. BRAKES	5469592	2	26.20	PISTON, RR
76-82	Y	5471370	4	6.55	PISTON, FRT
76-82	Y	5471371	4	6.55	PISTON, RR
75	Y W/H.D. BRAKES	455601	8	.25	SCREW, FRT PSTN

4.669 SPRING, Wheel Cylinder

57-59	Y W/H.D. BRAKE/SUSP.	5456566	2	5.90	SPRING, RR
60-65	Y	5456566	2	5.90	SPRING, FRT
61-62	Y W/H.D. BRAKE/SUSP.	5456566	2	5.90	SPRING, RR
65-82	Y	5465915	8	1.10	SPRING, RR BRK CALIPER PSTN RTN
65-66	Y	5465964	8	.84	SPRING, FRT BRK CALIPER PSTN RTN
67-82	Y	5466733	AR	.68	SPRING, FRT BRK CALIPER PSTN RTN

4.671 BOLT-INSERT-WASHER, Brake Hose

53-55	Y	476099	LH	.53	BOLT, RR CYL INLET CONN. (7/16-20 X 11/16 O.L.)
65-82	Y	5453786	2	.88	INSERT, RR BRK CALIPER INLET HOSE CONN HOLE
67-69	Y	5452322	2	.42	INSERT, BRK MAIN CYL PIPE CONN BOLT
67-73	Y	5452322	2	.42	INSERT, BRK MAIN PIPE CONN BOLT (MORAIN) (4.661)
53-82	Y	231343	AR	.54	WASHER (7/16 I.D. X 11/16 O.D.-.032) (COPPER)
53-82	Y	475660	AR	.35	WASHER, FRT BRK HOSE (FL M11.4 X 17.5 X 1.3)

4.675 LINK, Wheel Cylinder to Brake Shoe Thrust

53-66	Y	509233	8	.78	LINK, FRT AND RR (2 1/16 O.L.)
-------	---	--------	---	-----	--------------------------------

4.680 HOSE, Wheel Brake

57-62	Y	3696551	6	11.10	HOSE, FRT AND RR (7/16-20 EXT. 3/8-24 INT. 17 O.L.)
63-82	Y	357793	2	16.50	HOSE, FRT
63-82	Y	357794	2	15.25	HOSE, RR

4.681 BRACKET-SPRING, Brake Hose or Pipe

NOTE 1: "L" SHAPE WITHOUT SIDE PROJECTION.

63-82	Y	3770241	LH	1.20	BRACKET, FRT FRAME (NOTE 1)
63-82	Y	3770242	RH	1.20	BRACKET, FRT FRAME (NOTE 1)
63-67	Y (EXC. H.D. BRAKE)	3828493	1	.63	BRACKET, RR BRK HOSE
68-74	Y (EXC. SP. H/PER.)	3828493	1	.63	BRACKET, RR BRK HOSE
75-82	Y	3828493	1	.63	BRACKET, RR BRK HOSE
53-82	Y	334961	AR	.41	SPRING, FRT AND RR BRK HOSE YOKE

4.683 FLUID, Hydraulic Brake System

53-79	Y	5464830	AR	4.03	FLUID, SUPREME NO. 11 (12 OZ. CAN)
53-82	Y (HEAVY DUTY)	5464834	AR	181.84	FLUID, SUPREME NO. 11 (5 GALLONS)

4.686 CLIP-CONNECTOR, Brake Hose or Pipe

NOTE 1: PRIOR TO INSTALLATION, IT IS NECESSARY TO DE-BURR SHARP EDGE SO THAT IT MAY COME IN CONTACT WITH TUBING.

53-55	Y	3957100	AR	.30	CLIP, PIPE TO HSG. COVER (BOLT ON FLAT TYPE-13/32 BOLT HOLE)
55-59	Y	1380949	AR	.30	CLIP, RR BRK RR PIPE (HOLDS 3/16 AND 5/16 DIA. TUBE)
65-82	Y	340819	1	.40	CLIP, RR BRK C/OVR PIPE
70-78	Y	478600	AR	.31	CLIP, CLOSED (STEEL) (TYPE 5 TANG)
72-79	Y	556937	AR	.30	CLIP, STEEL NOMINAL TUBE DIA (M4.78 MTG SPAN M13.50 ATCH HOLE M10.31) (NOTE 1)
74-78	Y	343461	AR	.31	CLIP, CLOSED (3/16 PIPE) (.70 MTG, 11/32)
75-77	Y	343450	1	.31	CLIP, MAIN CYL. PIPE
75-79	Y	2044153	AR	.45	CLIP (3/8 PIPE X 1 1/18 M.T. X 5/8 WIDE)
76-77	Y	340814	2	.31	CLIP, FRT BRK PIPE, RR BRK C/OVR PIPE
78-82	Y	342676	AR	.33	CLIP, FRT BRK PIPE (7.346)
53-58	Y	3696552	1	1.65	CONNECTOR, RR BRK HOSE TO AXLE (TYPE "D")
60-62	Y	3696552	1	1.65	CONNECTOR, RR BRK HOSE TO AXLE (TYPE "D")
63-82	Y	3826355	RH	1.85	CONNECTOR, RR BRK HOSE

BRAKES

4.686 CLIP-CONNECTOR, Brake Hose or Pipe (Con't)

65-82	Y		3878796	LH	4.30	CONNECTOR, RR BRK HOSE
65	Y	W/P.B., H.D. BRAKE (2ND DESIGN) (EXC.DISC BRAKE)	3878804	1	4.40	CONNECTOR, FRT PIPE (TYPE "R")
66	Y	(DISC BRAKES W/P.B.)	3878804	1	4.40	CONNECTOR, FRT PIPE (TYPE "R")
67-69	Y		3878804	1	4.40	CONNECTOR, FRT PIPE (TYPE "R")

4.690 SWITCH-VALVE, Brake Pressure Regulator

67-68	Y	3904303	1	26.75	SWITCH, W/DIST BRK PIPE
70-73	Y	3980797	1	25.75	SWITCH, W/DIST BRK PIPE
74-77	Y	339780	1	40.75	SWITCH, W/DIST BRK PIPE
65-66	Y W/H.D. BRAKES	3878944	1	134.00	VALVE, RR METERING
78-82	Y	1257208	1	46.50	VALVE, BRK COMB

4.760 SPRING, Brake Pull Back

53-62	Y	3698665	1	.66	SPRING, SERVICE (30 COILS 5 FREE LENGTH)
64-82	Y	3849615	1	.71	SPRING, PARK BRK LVR RTN
67-82	Y	3921686	1	.50	SPRING, PEDAL RTN

4.765 BOLT-EQUALIZER-RETAINER, Parking Brake Cable

64-67	Y	3842943	1	7.15	BOLT, EQUALIZER ADJ
63-64	Y	3794010	1	1.50	EQUALIZER, CABLE
64-82	Y	1497525	1	1.25	EQUALIZER, CABLE
55-67	Y	3749084	AR	.45	RETAINER, IDLER LVR ROD & ACTR LVR ROD-(4.037)

4.779 CABLE, Parking Brake

53-62	Y	3706146	1	19.45	CABLE, PRK BRK FRT TO LVR (64 3/4 O.L.)
56-62	Y	3711840	2	15.25	CABLE, PRK BRK RR (52 13/64 O.L.)
63	Y	3819092	1	22.75	CABLE, PRK BRK FRT LVR
63	Y	3819101	LH	15.25	CABLE, PRK BRK RR
63	Y	3819102	RH	25.75	CABLE, PRK BRK RR
64-66	Y	3842936	1	14.10	CABLE, PRK BRK FRT
64-65	Y (EXC. DISC BRAKES)	3842941	LH	11.60	CABLE, PRK BRK RR (39 3/8 O.L.)
64-65	Y (EXC. DISC BRAKES)	3842942	RH	11.60	CABLE, PRK BRK RR (43 9/16 O.L.)
65-82	Y W/DISC BRAKES	3866427	1	20.95	CABLE, PRK BRK RR (87 1/2 O.L.)
67-82	Y	3897441	1	14.10	CABLE, PRK BRK FRT (29 5/16 O.L.)

4.784 SEAL, Parking Brake Cable

53-55	Y	496342	2	.48	SEAL, CLAMP (FELT)
53-55	Y	3782536	AR	.92	SEAL, RR
65-77	Y	3782536	AR	.92	SEAL, RR

4.785 BRACKET-CONNECTOR-GUIDE-RETAINER, Parking Brake Cable

64-81	Y	3960797	AR	3.20	BRACKET, PARK BRK RR
65-82	Y	3864275	LH	.36	BRACKET, CBL GUIDE
65-82	Y	3864276	RH	.36	BRACKET, CBL GUIDE
68-79	Y	3913861	1	3.85	BRACKET, PARK BRK TO C/MBR
82	Y	14044583	RH	3.20	BRACKET, PARK BRK CBL RR
63-64	Y	3770112	AR	.37	CONNECTOR
66	Y (EXC. DISC BRAKE)	537485	2	.36	CONNECTOR
65-82	Y	3864278	2	.31	GUIDE, CBL
82	Y	14033718	1	1.20	GUIDE, PARK BRK RR CBL
82	Y	14042299	1	1.25	GUIDE, PARK BRK FRT CBL
62-65	Y	516213	AR	.27	RETAINER (TO FRAME FRT ANCHOR)
63-82	Y	516213	AR	.27	RETAINER, FRT AND RR
63	Y	3819093	1	.23	RETAINER, FRT CBL AND LVR

4.790 PULLEY-SPACER, Parking Brake

65-66	Y	3780118	AR	1.10	PULLEY (9/16 I.D.)
67-82	Y	339727	1	1.50	PULLEY (3/4 I.D.)
65-66	Y	3785008	2	.59	SPACER, PULLEY
67-82	Y	3899215	1	.50	SPACER, PULLEY

4.810 RETAINER, Power Brake Booster

79-81	Y	18002318	1	1.00	RETAINER, DIAPH PWR HD
-------	---	----------	---	------	------------------------

4.850 BEARING, Idler Pulley

68-75	Y	908076	1	11.58	BEARING, W/IDLER PULLEY
-------	---	--------	---	-------	-------------------------

4.898 REPAIR KIT, Power Brake Booster

74-78	Y	6259189	1	35.50	REPAIR KIT, CYL (BENDIX 2511303)
77	Y	18002327	1	44.50	REPAIR KIT, CYL
78-80	Y	18003807	1	35.75	REPAIR KIT, VAC CYL

BRAKES

4.898 REPAIR KIT, Power Brake Booster (Con't)					
78-80	Y	18005431	1	33.50	REPAIR KIT, CYL
81-82	Y	18007897	1	39.25	REPAIR KIT, CYL
4.901 BOOSTER, Power Brake(Vaccum)					
68-76	Y	338906	1	193.00	BOOSTER, VAC PWR BRK (BENDIX 2510842)
77	Y	18005064	1	154.00	BOOSTER, VAC PWR BRK
78	Y	18003818	1	155.00	BOOSTER, VAC PWR BRK
79-81	Y	18003676	1	155.65	BOOSTER, VAC PWR BRK (LETTER CODE RL)
81-82	Y	18006555	1	157.27	BOOSTER, VAC PWR BRK (LETTER CODE NR)
4.906 SHELL, Power Brake Booster					
68-78	Y	3979589	1	17.25	SHELL, W/SEAL, RR (BENDIX 2509091)
68-78	Y	3979590	1	19.40	SHELL, W/STUD, FRT (BENDIX 2509088)
4.910 GASKET-PLATE-RETAINER-SEAL, Power Brake Booster					
67-82	Y	9791640	1	.47	GASKET, PWR BRK BOOS TO DASH
77-78	Y	9785085	1	2.60	PLATE, W/SEAL PWR BRK BOOS (BENDIX 2500933)
68-82	Y	9787620	1	2.25	RETAINER, MAIN CYL SEAT GSKT
67	Y	5460935	1	1.15	SEAL, FRT SHELL
68-82	Y	730392	1	.50	SEAL, BRK MAIN CYL
68-77	Y	3910048	1	2.65	SEAL, W/PLT (BENDIX 2501325)
4.913 FILTER-RETAINER-SILENCER, Power Brake Booster					
63-67	Y	5466534	1	.81	FILTER, A/CL
64-68	Y	18005039	1	.71	FILTER, A/CL
72-78	Y	5466534	1	.81	FILTER, A/CL
78-82	Y	17056236	1		FILTER, HOSE
78-82	Y	17070814	1	5.20	FILTER, VAC PWR BRK BOOS HOSE
68-78	Y	9776477	1	1.05	RETAINER, SIL (BENDIX 2501644)
68-78	Y	1382320	1	.78	SILENCER, BRK CYL VLV (BENDIX 2503550)
68-78	Y	1382321	1	.67	SILENCER, BRK CYL A/CL (BENDIX 2503551)
4.918 PLUNGER -RING-SEAL, Power Brake Booster					
68-78	Y	9785073	1	6.00	PLUNGER (BENDIX 2504233)
78-80	Y	18003799	1	17.60	PLUNGER, W/VLV
81-82	Y	18007889	1	20.55	PLUNGER, W/VLV
64-67	Y	5464319	1	.49	RING, CYL AIR VLV
68-73	Y	1478290	1	4.25	SEAL, BODY (BENDIX 2500929)
74-78	Y	335077	1	6.80	SEAL, BODY (BENDIX 2510508)
4.922 BODY-DIAPHRAGM-PISTON-PISTON KIT-PLATE-RETAINER, Power Brake Booster					
68-78	Y	9785077	1	13.40	BODY, VLV (BENDIX 2503485)
64-67	Y	5464288	1	14.35	DIAPHRAGM, PSTN
68-78	Y	485056	1	9.45	DIAPHRAGM, FRT (BENDIX 2509818)
68-78	Y	9785081	1	9.40	DIAPHRAGM, RR (BENDIX 2503491)
64-69	Y	5467849	1	11.60	PISTON
77	Y	2623162	1	24.90	PISTON
78-80	Y	18003840	1	28.25	PISTON KIT
81-82	Y	18007898	1	38.00	PISTON KIT
68-78	Y	9785082	1	12.20	PLATE, DIAPH FRT (BENDIX 2503524) (IN PLACE OF 3910044)
68-78	Y	9785104	1	9.10	PLATE, CYL CTR (BENDIX 2503488)
68-78	Y	3910042	1	6.40	RETAINER, DIAPH (BENDIX 2503561)
77-78	Y	3910036	1	.54	RETAINER, POPPET (BENDIX 2501318)
4.924 BEARING-HEAD-O RING-ROD-SEAL-SHAFT-SPRING, Power Brake Booster					
64-67	Y	5465205	1	3.40	BEARING, PSTN (MORAINE)
77-78	Y	1609054	1	6.70	HEAD, CYL PUSH ROD
64-67	Y	5464332	1	.64	O RING, MAIN CYL PSTN
64-67	Y	5464521	1	4.65	ROD, MAIN CYL PSTN
68-76	Y	3957945	1	7.85	ROD, PUSH (BENDIX 250742)
77-82	Y	5469384	1	10.45	ROD, CYL PSTN
68-78	Y	9785083	1	.58	SEAL, DIAPH PLT (BENDIX 2503493)
77-78	Y	1609053	1	15.25	SHAFT, CYL PUSH
70-78	Y	1232889	1	2.75	SPRING, DIAPH RTN (BENDIX 2508131)
74-78	Y	335076	1	.49	SPRING, CYL VLV ROD (BENDIX 2510568)

BRAKES

4.924 BEARING-HEAD-O RING-ROD-SEAL-SHAFT-SPRING, Power Brake Booster (Con't)

77-78	Y	546329	1	1.20	SPRING, CYL VLV RTN (BENDIX 2504923)
-------	---	-------	--------	---	------	---

4.930 CLAMP-GROMMET-SUPPORT-TUBE, Power Brake Booster

53-74	Y	1470029	AR	1.50	CLAMP, HOSE-(1.166)
74-82	Y	468263	1	.53	GROMMET, P.B. BOOSTER TUBING
70-72	Y	W/SP. H/PER. (350,454)	3981090	1	5.85	SUPPORT, BRK PIPE
71-72	Y	(EXC. SP. H/PER. 350, 454)	3989025	1	5.60	SUPPORT, W/PIPE, BRK
73	Y	3989025	1	5.60	SUPPORT, W/PIPE, BRK
75-76	Y	354698	1	5.60	SUPPORT, W/PIPE BRK
77	Y	460825	1	5.65	SUPPORT, W/PIPE, BRK
82	Y	14040579	1	2.75	TUBE, P.B.(BOOS)

4.931 ELBOW-FITTING-GASKET-HOSE-TEE, Power Brake Booster

NOTE 1: HOSE TAKE OFF IS 3/8 AND 1/4.

63-65	Y	2415944	AR	19.55	ELBOW, POWER BRK PIPE (3/8) (1.159)
82	Y	14046805	1	7.65	FITTING, PWR BRK BOOS TUBE (ELBOW- 90 DEGREE)
68-77	Y	9791640	1	.47	GASKET (4.910)
75-82	Y	369181	AR	14.80	HOSE, BOOSTER TO MOD. (15/32 I.D.)
64-67	Y	3891528	1	3.35	TEE, INLET MANIF, P.B. HOSE TEE ASM., P.B. TO MAIN CYL. TO MANIFOLD HOSE TEE ASM. (3/8-18) (3.278) (NOTE 1)
64-68	Y	3989020	1	1.10	TEE, INLET MANIF (3/8-18) (PIPE THD) (ONE 3/8 HOSE)
80-81	Y	(350) W/M.T. (M18)	1234292	1	7.65	TEE, HOSE

4.934 BUMPER-DISC-RETAINER, Power Brake Booster Reaction

64-67	Y	5464318	1	.49	BUMPER, CYL REACTION
68-78	Y	386134	1	2.35	DISC, CYL (3/8 THK.) (BENDIX 2503065)
64-67	Y	5464282	1	4.75	RETAINER, REACTION

4.935 RETAINER-VALVE KIT, Vacuum Power Brake Cylinder Relay Valve

NOTE 1: THIS KIT CONSISTS OF A SPRING SEAT, SPRING RETAINER, CONTROL VALVE SPRING,
FLOATING CONTROL VALVE ASM., AND FLOATING VALVE RETAINER.

64-67	Y	5464369	1	.77	RETAINER, FLOATING VLV
64-67	Y	5464967	1	2.40	VALVE KIT, FLOATING CONT (NOTE 1)

4.940 POPPET, Power Brake Booster Valve Body

68-78	Y	9785071	1	4.30	POPPET, BRK CYL (BENDIX 2501062)
-------	---	-------	---------	---	------	----------------------------------

4.942 RETAINER, Cylinder Poppet

68-73	Y	3910036	1	.54	RETAINER
-------	---	-------	---------	---	-----	----------

4.955 GROMMET-VALVE, Power Brake Booster Check

63-78	Y	5461808	1	2.00	GROMMET, CHECK VLV
63	Y	W/SP. H/PER.	2621069	1	6.10	VALVE, W/HOSE CONN
64-74	Y	18003614	1	N.L.	VALVE, W/GROMMET
73-78	Y	3995836	1	4.00	VALVE (BENDIX 2509702)
77-82	Y	18003614	1	N.L.	VALVE, W/GROMMET

"Y" 1982 POWER HEAD CHART (BOOSTER)

PRODUCTION	SERVICE	TYPE	DIV.	USAGE	COL. NO.
18006555	18006555	Moraine	1	Y	1

"Y" 1982 POWER HEAD CHART (BOOSTER)

	Group	1
SERVICE POWER HEAD (Booster)	4.901	18006555
POWER HEAD REPAIR KIT	4.898	18007897
PISTON KIT	4.922	18007898
PISTON ROD KIT	4.924	5469384
VALVE & GROMMET	4.955	18003614
AIR VALVE (Plunger & Valve)	4.918	18007889
VACUUM SWITCH KIT	4.906	—

"Y" 1982 MASTER CYLINDER CHART

PRODUCTION	SERVICE	TYPE	DIV.	USAGE	COL. NO.
18004253	18005307	Moraine	1	Y	1

"Y" 1982 MASTER CYLINDER CHART

	Group	1
SERVICE MASTER CYL.	4.650	18005307
REPAIR KIT	4.649	18002379
RESVR. DIAPH. KIT	4.651	5455516
RESVR. COVER KIT	4.651	18000781
SECD. PISTON KIT	4.653	18001487
PUSH ROD KIT	4.658	—
RESVR. & GROMMET KIT	4.651	—
PROP. VALVE	4.652	—
PROP. VALVE (10mm)	4.652	—
PROP. VALVE (13mm)	4.652	—
PISTON & WARN. SWITCH KIT	4.663	—
BAIL	4.651	5455518
ADAPTER (Spacer)	4.648	—
GASKET DIAPH. RESVR. COVER	4.651	—



CHEVROLET

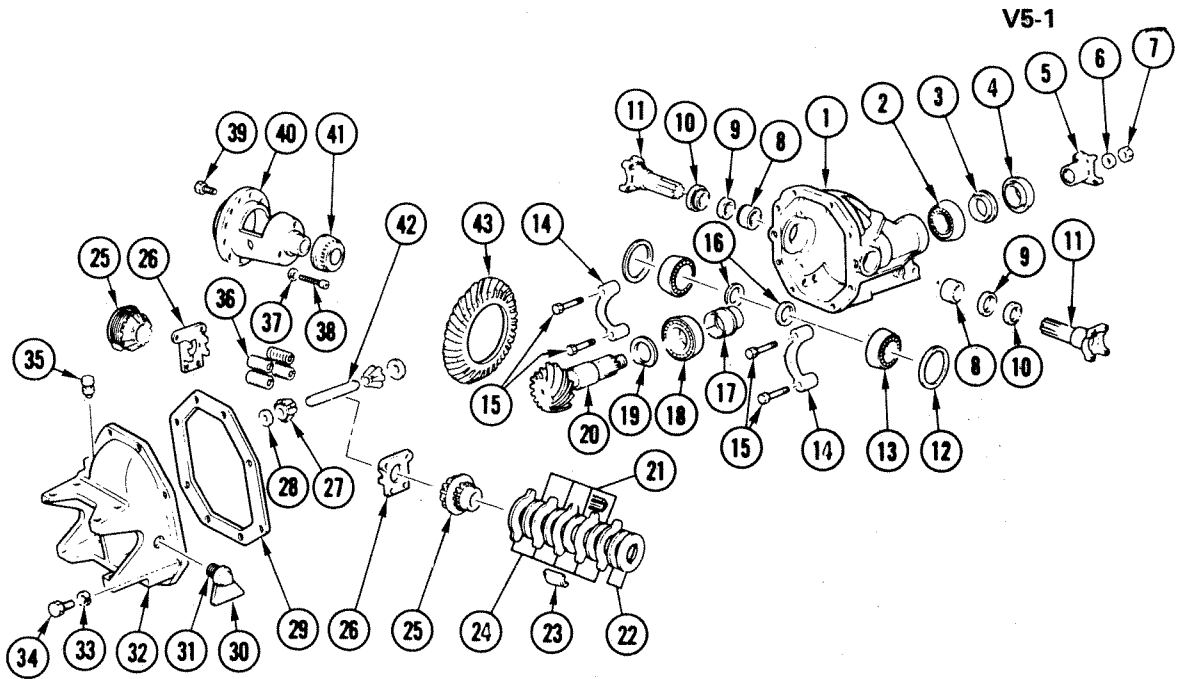
CHEVROLET CHASSIS GROUP 5.000



CHEVROLET

ILLUSTRATION INDEX

	TITLE	PAGE
1963-79	"Y" REAR AXLE ASSEMBLY.....	5-1
1980-82	CORVETTE DIFFERENTIAL CARRIER (DANA).....	5-2
1976-79	LOCKING DIFFERENTIAL (EATON).....	5-3
1967-79	HUB CAPS AND WHEEL COVERS.....	5-4
1980-81	"Y" HUB CAPS & WHEEL COVERS.....	5-5
1982	"Y" WHEELS & TRIM.....	5-6

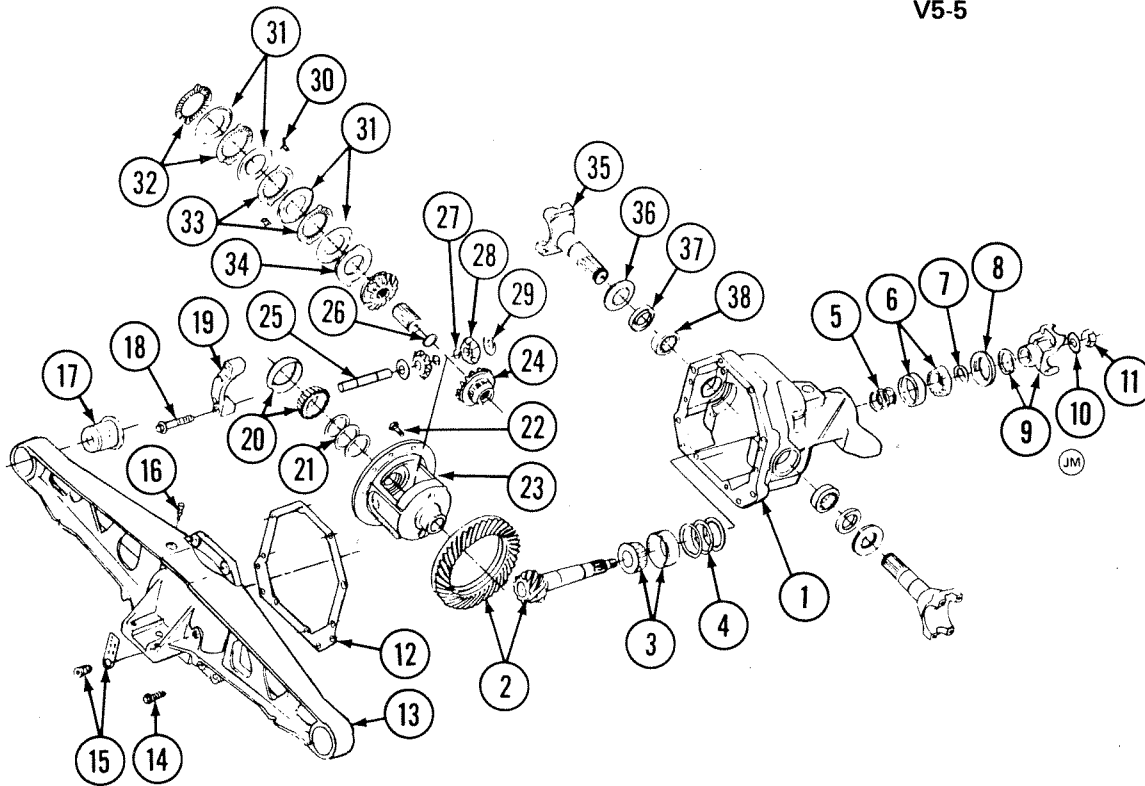


V5-1

1963-79 "Y" REAR AXLE ASSEMBLY

1. CARRIER ASM, Differential	5.505	21. PLATE KIT, Part of #24	N.S.
2. BEARING ASM, Frt Drive Pinion	5.447	22. SHIM	5.511
3. SEAL, Pinion Flange Oil	5.469	23. GUIDE, Plate	5.511
4. DEFLECTOR, Pinion Flange (Also Part of #5)	5.545	24. PLATE KIT (*1)	5.511
5. FLANGE, W/Deflector (4 5/16" Dia)	5.545	25. GEAR, Diff Side	5.528
6. WASHER (7/8"-16)	8.929	26. PLATE, Pressure	5.511
7. NUT (7/8"-16)	8.917	27. GEAR, Diff Pinion	5.526
8. BEARING, "U" Joint Yoke (Also Part of #9)	5.536	28. WASHER, Diff Pinion Thrust	5.542
9. SEAL ASM, Diff Carrier 7 Joint Yoke Brg Oil	5.430	29. GASKET (9 5/64" x 10")	5.508
10. DEFLECTOR, Diff Carrier "U" Joint Yoke (Also Part of #11)	5.425	30. GASKET, Drain Screw (1/2" ID x 15/16" OD)	5.400
11. YOKE ASM, Diff Carrier "U" Joint	5.425	31. PLUG, W/Instr Tag (1 7/64" OL)	5.400
12. BEARING, "U" Joint Yoke (Also Part of #13)	5.536	32. COVER, Diff Carrier	5.398
13. BEARING, Diff Side	5.536	33. WASHER (7/16")	8.931
14. CAP, Part of Carrier Asm	N.S.	34. BOLT (7/16"-14 x 1 1/4")	8.900
15. BOLT, Diff Carrier Cap	5.506	35. VENTILATOR, Rr Axle	5.387
16. RING, Diff Carrier "U" Joint Yoke Retaining	5.428	36. SPRING, Pressure Plate	5.511
17. SPACER, Pinion Shaft Bearing	5.453	37. WASHER (5/16")	8.931
18. BEARING ASM, Drive Pinion Rr	5.484	38. SCREW (5/16"-18)	5.518
19. SHIM KIT, Diff Bearing Adjusting	5.537	39. SCREW (3/8"-24 x 25/32")(Used W/Lockwasher)	5.531
20. GEAR ASM, Ring & Pinion	5.529	40. CASE, Diff	5.510
		41. BEARING, Diff Side	5.536
		42. SHAFT, Diff Pinion	5.517
		43. GEAR ASM, Ring & Pinion (Not Sold Separately)	5.529

Part of Plate Unit 5.511.

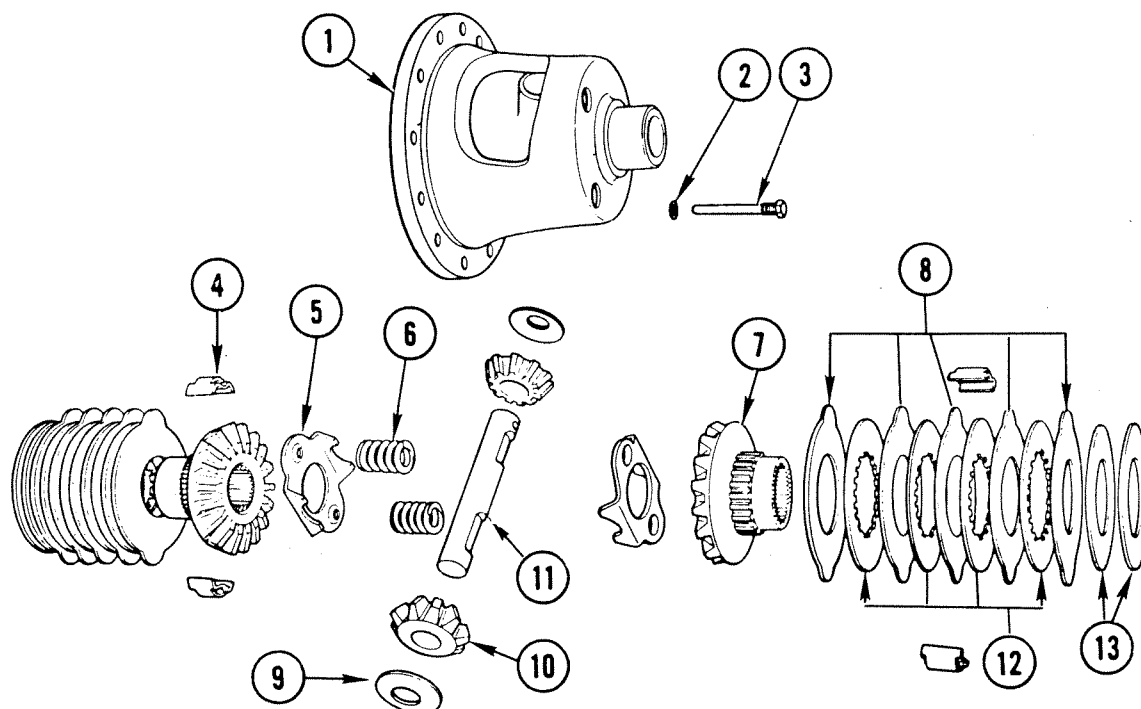


1980-82 CORVETTE DIFFERENTIAL CARRIER (DANA)

1. CARRIER, Diff W/Cap	5.505	21. SHIM KIT, Brg Preload	5.537
2. GEAR, Ring & Pnc	5.528	22. SCREW, Ring Gear (3/8-24 x 13/16")	5.531
3. BEARING, Pnc	5.484	23. CASE, Diff	5.510
4. SHIM KIT, Brg Preload Adj	5.460	24. GEAR, Diff Side	5.528
5. SHIM (Part of #4)	N.S.	25. SHAFT, Pinion	5.517
6. BEARING, Pnc Otr Preload	5.447	26. RING, Diff Side Gear Snap	5.537
7. SLINGER, Pnc Otr	5.484	27. RING, Snap	N.S.
8. SEAL, Pnc Oil	5.469	28. PINION, Diff	5.526
9. FLANGE, W/Deflector, Prop Shaft Pnc	5.545	29. WASHER, Diff Pinion Thrust	5.542
10. WASHER, Pnc Nut	5.812	30. RETAINER, Diff CLutch(*1)	5.511
11. NUT (3/4"-16)	8.917	31. PLATE KIT (*1)	N.S.
12. GASKET, Diff Carrier Cover	5.399	32. PLATE KIT (*1)	N.S.
13. COVER, Diff Carrier (Carrier Mtg Mbr)	7.039	33. PLATE KIT (*1)	N.S.
14. SCREW, Carrier Cover	5.398	34. PLATE KIT (*1)	N.S.
15. PLUG, Filler	5.400	35. SHAFT, Yoke-LH (Use W/14020911)	5.425
16. VENT, Breather	5.387	SHAFT, Yoke-RH (Use W/14020911)	5.425
17. BUSHING, Diff Carrier Cover	5.381	SHAFT, Yoke-LH (Use W/14020912)	5.425
18. SCREW, Brg Cap	5.506	SHAFT, Yoke-RH (Use W/14020912)	5.425
19. CAP (Part of #1 Carrier)	N.S.	36. SHIELD, Stone (Part of #35 Shaft)	N.S.
20. BEARING, Diff		37. SEAL, Inner Yoke	5.530
		38. BEARING, Yoke Inner	5.428

NOTE 1: Part of Plate Kit 5.511

GM5-1



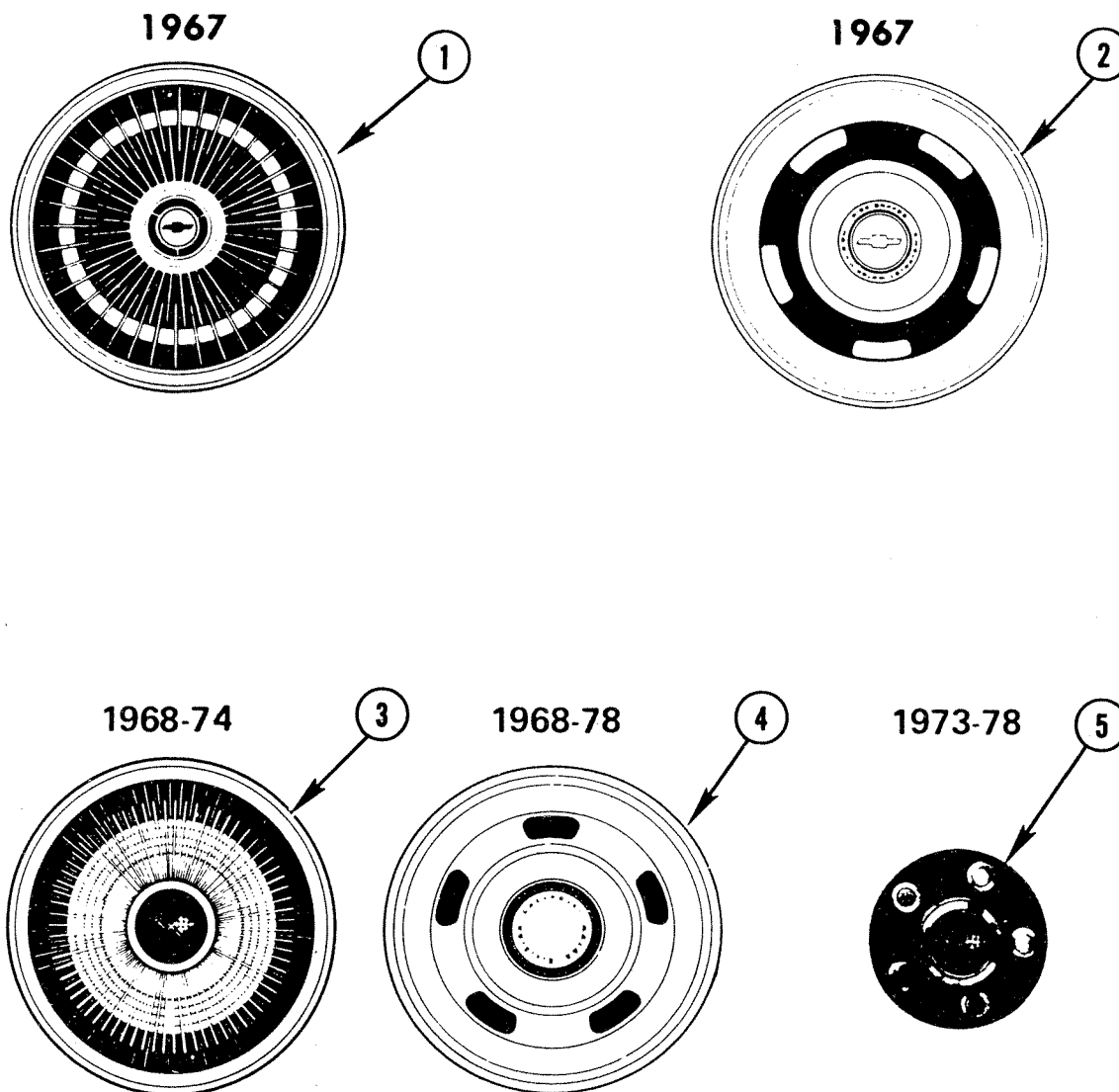
GM5-1

1976-79 LOCKING DIFFERENTIAL (EATON)

1. CASE, Differential	5.510
2. WASHER, Lock, Pinion Pin Lock Screw	8.931
3. SCREW, Pinion Pin Lock	5.518
4. GUIDE, Differential Disc(* 1)	5.511
5. PLATE, Differential Pre-Load	5.511
6. SPRING, Differential Pre-Load	5.511
7. GEAR, Differential Side	5.528
8. DISC, Friction-Eared(* 1)	N.S.
9. WASHER, Differential Pinion Thrust	5.542
10. GEAR, Differential Pinion	5.526
11. SHAFT, Differential Pinion	5.517
12. DISC, Friction-Splined(* 1)	N.S.
13. SHIM, Clutch Disc	5.511

NOTE 1: Part of DISC REPAIR PKG-5.511.

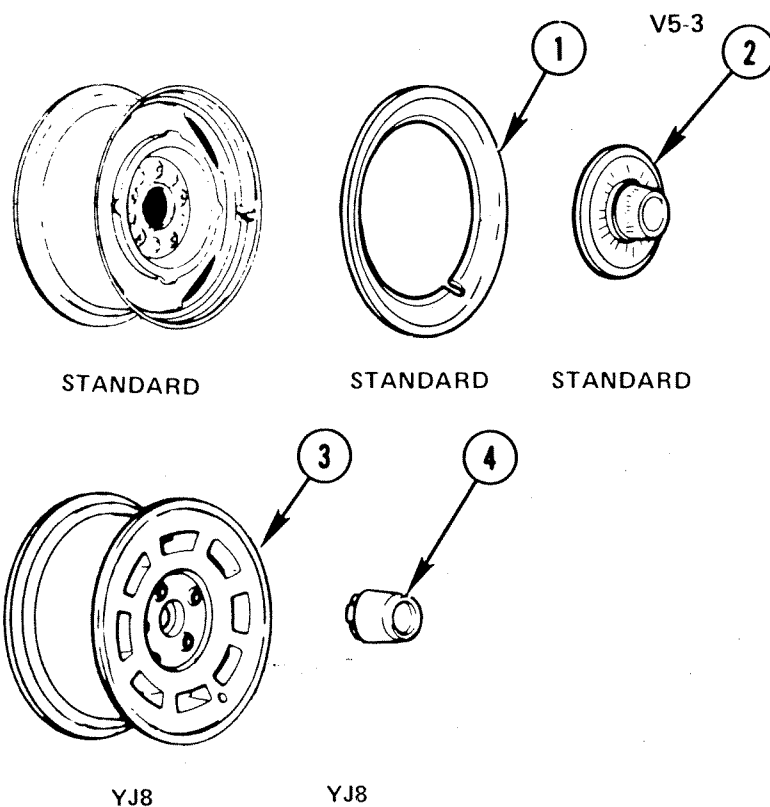
V5-2



V5-2

1967-79 HUB CAPS AND WHEEL COVERS

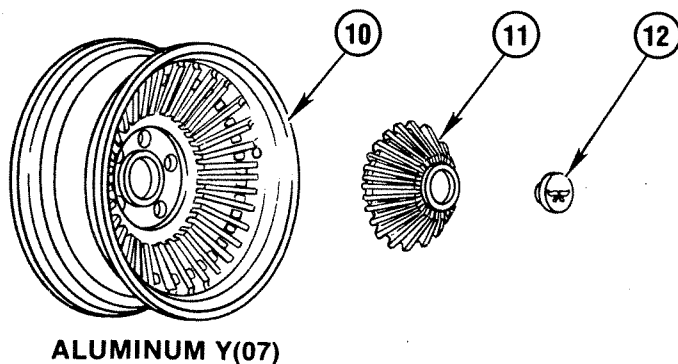
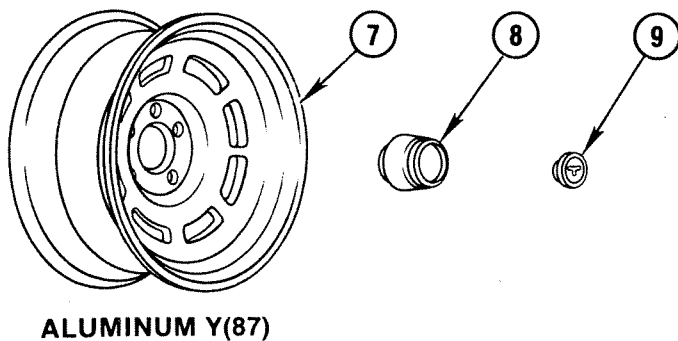
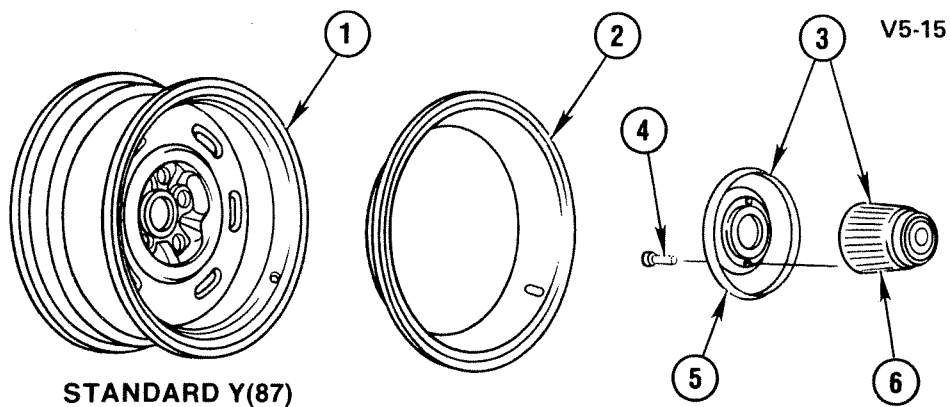
1. COVER, 1967	5.858
WHEEL	N.S.
2. CAP, 1967	5.858
ORNAMENT, 1967	5.871
RING ASM, 1967	5.871
3. COVER, 1968-74	5.858
4. HUB CAP, 1968-78	5.858
ORNAMENT, 1968-78	5.871
RING ASM, 1968-78	5.871
5. CAP, 1973-78	5.858



V5-3

1980-81 "Y" HUB CAPS & WHEEL COVERS

1.	5.871	RING ASM, Wheel Trim	3923626
2.	5.858	CAP, W/Ornament, Hub	3925801
3.	5.803	WHEEL, Aluminum (15" X 8")	14022120
4.	5.858	CAP, Hub	474312



V5-15

1982 "Y" WHEELS & TRIM

1.	5.803	WHEEL, 15 x 8(*1)	327708
2.	5.871	RING, Whl Trim(*1)	3923626
3.	5.858	CAP ASM, Hub (Includes items 4,5,6)(*1)	3925801
4.	5.871	SCREW, Hub Cap Orna(*1)	3824195
5.	5.858	CAP, Hub(*1)	3925802
6.	5.871	ORNAMENT, Hub(*1)	3925805
7.	5.803	WHEEL, Alum (15 x 8)(*2)	14022120
8.	5.858	CAP, Hub(*2)	474312
9.	5.871	INSERT, Hub Cap(*2)	14055921
10.	5.803	WHEEL, Alum (15 x 8)(*3)	14050644
11.	5.858	CAP, Hub (Includes item 12)(*3)	14035679
12.	5.871	INSERT, Hub Cap(*3)	14041923

NOTE 1: Used on Y(87) model only as Standard equipment.

NOTE 2: Used on Y(87) model only with Aluminum Wheel option N90.

NOTE 3: Used on Collector Edition Y(07) model only as Standard equipment.



CHEVROLET CHASSIS GROUP 5.000



BRAKES — REAR AXLE — PROPELLER SHAFT — WHEELS

ALPHABETICAL INDEX

A		E	
ARM, Rear Axle Control	5.382	EMBLEM, Wheel Cover Appearance	5.871
		EXTENSION, Tire Valve And Cover Lock	5.875
B		F	
BEARING, Differential Side	5.536	FLANGE, Propeller Shaft Pinion	5.545
BEARING, Drive Pinion Front	5.447	FLANGE, Rear Axle Universal Joint	5.425
BEARING, Drive Pinion Rear	5.484	FLANGE, Rear Wheel	5.806
BEARING KIT, Rear Wheel	5.855		
BEARING, Rear Axle U Joint	5.428		
BEARING, Rear Wheel	5.855		
BOLT, Brake Flange Plate	5.002		
BOLT, Brake Shoe Anchor Pin	5.056		
BOLT, Differential (Ring Gear and Pinion)	5.510		
BOLT, Differential Carrier	5.506		
BOLT, Hub or Drum (Front and Rear Wheel)	5.812		
BOLT, Rear Axle	5.387		
BOLT, Rear Axle Control Arm	5.383		
BOLT, Rear Axle Housing	5.398		
BOLT, Rear Axle U Joint	5.428		
BOLT, Ring Gear	5.531		
BOLT, Universal Joint Bearing and Flange	5.586		
BRACKET, Brake Flange	5.001		
BRACKET, Differential Carrier Mounting	5.500		
BRACKET, Rear Axle Control Arm	5.380		
BUMPER, Rear Axle	5.395		
BUSHING, Rear Axle	5.417		
BUSHING, Rear Axle Control Arm	5.381		
C		G	
CAM, Rear Axle	5.417	GASKET, Axle Housing to Differential Carrier	5.508
CAP, Rear Axle	5.417	GASKET, Brake Flange Plate	5.002
CAP, Rear Axle U Joint	5.428	GASKET, Rear Axle or Final Drive Filler and Drain	5.400
CAP, Tire Valve And Cover Lock	5.875	GASKET, Rear Axle Housing Cover	5.399
CAP, Wheel Trim	5.858	GEAR, Differential Pinion	5.526
CARRIER, Differential, with Cap	5.505	GEAR, Differential Side	5.528
CASE, Differential (Ring Gear and Pinion)	5.510	GEAR KIT, Differential Side	5.527
CLIP, Brake Shoe Anchor Pin	5.056	GEAR, Ring and Pinion	5.529
CONE, Drive Pinion Rear	5.484	GUIDE, Differential Clutch	5.511
COVER, Brake Adjusting Hole	5.117	GUSSET, Differential Carrier Mounting	5.500
COVER, Rear Axle Housing	5.398		
COVER, Wheel Trim	5.858		
CUSHION, Differential Carrier Mounting	5.500		
D		H	
DEFLECTOR, Propeller Shaft Pinion	5.545	HUB, Front and Rear Wheel Brake	5.809
DEFLECTOR, Rear Axle Universal Joint	5.425	HUB, Wheel Cover Appearance	5.871
DISC, Front and Rear Wheel Brake	5.809		
DRUM, Front and Rear Wheel Brake	5.809		
		I	
		INFLATER, Tire	5.880
		INSERT, Wheel Cover Appearance	5.871
		K	
		KIT, Brake Shoe Adjusting	5.110
		L	
		LEVER, Brake Shoe Automatic Adjusting	5.103
		LEVER, Parking Brake	5.149
		LINK, Brake Shoe Automatic Adjusting Lever	5.105
		LOCK, Rear Axle U Joint	5.428

ALPHABETICAL INDEX

N

NUT, Hub Front and Rear	5.813
NUT, Propeller Shaft Pinion Flange	5.595
NUT, Rear Axle	5.829
NUT, Rear Axle Control Arm	5.383

O

O RING, Rear Axle Shaft Bearing or Hub	5.822
ORNAMENT, Wheel Cover Appearance	5.871

P

PIN, Brake Shoe Anchor	5.055
PIN, Brake Shoe Hold Down	5.043
PIN, Front or Rear	5.803
PIN KIT, Brake Shoe Hold Down	5.043
PIVOT, Brake Shoe Automatic Adjusting	5.103
PLATE, Brake Flange	5.001
PLATE, Brake Shoe Guide	5.045
PLATE, Differential Clutch	5.511
PLATE KIT, Differential Clutch	5.511
PLATE, Rear Axle Control Arm	5.381
PLUG, Rear Axle or Final Drive Filler and Drain...	5.400

R

REINFORCEMENT, Differential Carrier Mounting	5.500
REPAIR KIT, Propeller Shaft Universal Joint	5.548
RETAINER, Differential Clutch	5.511
RETAINER, Parking Brake Lever	5.158
RETAINER, Propeller Shaft Universal Joint Trunnion	5.560
RETAINER, Rear Axle Control Arm	5.381
RETAINER, Rear Axle U Joint	5.428
RETAINER, Universal Joint Bearing and Flange ..	5.586
RETAINER, Wheel Cover Appearance	5.871
RING, Differential Bearing Adjusting	5.537
RING, Rear Axle Shaft Bearing	5.816
RING, Rear Axle U Joint	5.428
RING, Universal Joint Bearing and Flange	5.586
RING, Wheel Cover Appearance	5.871
ROD, Rear Axle Tie	5.415
ROLLER, Universal Joint Yoke Trunnion	5.566

S

SCREW, Brake Shoe Adjusting	5.110
SCREW, Differential Carrier	5.506
SCREW, Pinion Shaft Lock	5.518
SCREW, Rear Axle or Final Drive Filler and Drain	5.400
SCREW, Rear Axle Housing	5.398
SCREW, Wheel Cover Appearance	5.871
SEAL, Drive Pinion	5.469
SEAL KIT, Rear Axle Shaft Bearing or Hub	5.822
SEAL, Propeller Shaft Universal Joint Trunnion...	5.560
SEAL, Rear Axle Shaft Bearing or Hub	5.822
SEAL, Rear Axle U Joint	5.430
SHAFT, Differential Side Pinion	5.517
SHAFT, Propeller	5.544
SHAFT, Rear Axle	5.420
SHAFT, Rear Axle Control Arm	5.381
SHAFT, Rear Axle Universal Joint	5.425
SHIELD, Brake Flange Plate	5.002
SHIELD, Rear Axle Universal Joint	5.425
SHIELD, Rear Wheel Bearing Dust	5.815
SHIM, Differential Clutch	5.511
SHIM KIT, Differential Bearing Adjusting	5.537
SHIM KIT, Pinion Shaft Bearing	5.460

SHIM, Rear Axle Control Arm	5.380
SHIM, Rear Wheel	5.855
SHOE KIT, Brake w/Facing	5.017
SLINGER, Drive Pinion Rear	5.484
SOCKET, Brake Shoe Adjusting Screw	5.111
SPACER, Differential Bearing Adjusting	5.537
SPACER, Pinion Shaft Bearing	5.453
SPACER, Rear Axle Shaft Bearing	5.816
SPACER, Universal Joint Yoke Trunnion	5.566
SPINDLE, Rear Wheel	5.806
SPRING, Brake Drum	5.810
SPRING, Brake Shoe	5.026
SPRING, Brake Shoe Automatic Adjusting Lever.	5.107
SPRING, Differential Clutch	5.511
SPRING KIT, Brake Shoe	5.026
SPRING, Parking Brake Lever	5.151
STEM, Tire Valve And Cover Lock	5.875
STRAP, Rear Axle Rebound	5.390
STRUT, Parking Brake Lever	5.150
STRUT, Rear Axle Tie	5.415
SUPPORT, Brake Flange	5.001
SUPPORT, Rear Axle Control Arm	5.380
SUPPORT, Rear Axle Tie Rod	5.418

U

U BOLT, Universal Joint Bearing and Flange	5.586
--	-------

V

VALVE, Tire Valve And Cover Lock	5.875
VENTILATOR, Rear Axle	5.387

W

WASHER, Brake Shoe Adjusting	5.110
WASHER, Brake Shoe Anchor Pin	5.056
WASHER, Differential Pinion Thrust	5.542
WASHER, Differential Side Gear Thrust	5.543
WASHER, Parking Brake Lever	5.158
WASHER, Propeller Shaft Pinion Flange	5.595
WASHER, Rear Axle	5.387
WASHER, Rear Axle	5.830
WASHER, Rear Axle Control Arm	5.380
WASHER, Rear Axle Control Arm	5.383
WASHER, Rear Axle Tie Rod	5.418
WEIGHT, Wheel Balance	5.805
WHEEL, Front or Rear	5.803

Y

YOKE, Rear Axle Universal Joint	5.425
YOKE, Rear Wheel	5.806
YOKE, Universal Joint	5.555

BRAKES-REAR AXLE-PROPELLER SHAFT-WHEELS

5.001 BRACKET-PLATE-SUPPORT, Brake Flange

65-82	Y	3864113	LH	19.65	BRACKET, CALIPER ADAP RR
65-82	Y	3864114	RH	19.65	BRACKET, CALIPER ADAP RR
65-82	Y	3928649	LH	13.40	BRACKET, CALIPER ADAP FRT
65-82	Y	3928650	RH	13.40	BRACKET, CALIPER ADAP FRT
65-82	Y	5465982	LH	13.85	PLATE, PARK BRK FLG RR
65-82	Y	5465983	RH	13.85	PLATE, PARK BRK FLG RR
68-76	Y W/H.D. BRAKES	3948880	RH	30.50	SUPPORT, CALIPER ADAP BRKT FRT
69-76	Y W/H.D. BRAKE	3948879	LH	31.75	SUPPORT, CALIPER ADAP BRKT FRT

5.002 BOLT-GASKET-SHIELD, Brake Flange Plate

65-82	Y	3864037	8	.55	BOLT, PARK BRK SPLASH SHIELD (3/8-24 X 2 7/8) (SHLDR DIA. 7/16)
65-82	Y	3864119	2	.66	BOLT, FRT CALIPER ADAP BRKT (11/16-16 X 7/8)
70	Y	1385922	AR	1.65	BOLT, FRT BRK FLANGE PLT SHORT
75-79	Y (EXC H.D. BRAKES)	1385922	AR	1.65	BOLT, STRG KNUCKLE ARM (SHORT)
75-79	Y (EXC H.D. BRAKES)	3871512	2	2.00	BOLT, STRG KNUCKLE ARM (LONG) (1/2-20 X 2 21/32)
75	Y W/H.D. BRAKES	3948881	2	2.25	BOLT, STRG KNUCKLE ARM (LONG)
63-65	Y (EXC DISC BRAKES)	3828581	2	.35	GASKET, FRT FLANGE PLT TO STRG KNU
65-68	Y W/DISC BRAKES	3828581	2	.35	GASKET, SPLASH SHIELD TO STRG KNU
69-82	Y	3953431	1	.35	GASKET, FRT BRK DISC SPLASH SHIELD
69-82	Y	3953423	LH	4.50	SHIELD, FRT DISC SPLASH
69-82	Y	3953424	RH	4.25	SHIELD, FRT DISC SPLASH

5.017 SHOE KIT, Brake w/Facing

NOTE: METALLIC LININGS ARE DOUBLE SINTERED AS COMPARED TO THE SINGLE AND MUCH LARGER SINTERED CERAMETALIX LININGS.

NOTE 1: IN NO CASE SHOULD A BRAKE DRUM BE TURNED DOWN MORE THAN .030/.060 ON DIA.

NOTE 2: IN ORDER TO SERVICE ALL FOUR WHEELS, TWO KITS MUST BE ACQUIRED.

NOTE 3: USED FOR RACING APPLICATIONS ONLY.

53-62	Y (EXC H.D. BRAKE/SUSP)	3752313	1	40.50	SHOE KIT, FRT(PRIM AND SECD) (NON-METALLIC)
53-60	Y (EXC H.D. BRAKE/SUSP)	3849062	1	40.50	SHOE KIT, FRT (NON-METALLIC)
63-64	Y	3794191	1	124.00	SHOE KIT, RR(11 X 2 3/4) (METALLIC)
63-64	Y W/SP/PER.	3846286	1	178.00	SHOE KIT, FRT (PRIM AND SECD) (11 13/64 X 2 3/4)(METALLIC)
64	Y	1154123	1	N.L.	SHOE KIT, FRT(.30 OS)(BONDED TYPE)(NON-METALLIC) (NOTE 1)
64	Y	3849062	1	40.50	SHOE KIT, RR (BONDED TYPE) (PRIM AND SECD)(.030 O.S. FACINGS-GROOVED) (NON-METALLIC)
65-81	Y	12300212	1	N.L.	SHOE KIT, PARK BRK (NON-METALLIC)
65-82	Y W/DISC BRAKE (EXC H.D.)	1154122	1	N.L.	SHOE KIT, RR (RIVETED) (NON-METALLIC) (NOTE 2)
65-75	Y W/H.D. BRAKES	5452515	1	87.50	SHOE KIT, RR (BONDED) (NON-METALLIC)
65-75	Y W/H.D. BRAKES (DISC)	5468882	1	359.00	SHOE KIT, FRT(NON-METALLIC)(HEAVY DUTY) (NOTE 3)
66-82	Y (EXC H.D.)	1154122	1	N.L.	SHOE KIT, FRT (RIVETED) (NON-METALLIC) (NOTE 2)

5.026 SPRING-SPRING KIT, Brake Shoe

NOTE 1: EACH UNIT CONTAINS MATERIAL FOR ONE WHEEL.

53-62	Y	3707417	AR	.83	SPRING, ADJ SCREW, FRT AND RR
56-62	Y (EXC METALLIC LININGS, H.D. BRAKE/SUSP.)	3739278	2	.50	SPRING, PULL BACK FRT SECD
63-66	Y (EXC DISC BRAKE)	3887347	AR	.59	SPRING, ADJ SCREW, FRT AND RR (2 31/32 O.L. GREEN)
65-82	Y	5465943	2	.91	SPRING, PARK BRK PULL BACK
65-82	Y	5465944	2	.57	SPRING, PARK BRK ADJ SCREW
53-58	Y	3981995	1	2.70	SPRING KIT, (NOTE 1)
59-62	Y (EXC H.D. BRK)	3981995	1	2.70	SPRING KIT, (NOTE 1)
63-64	Y (EXC H.D. BRKS)	3981988	1	4.65	SPRING KIT, (NOTE 1)
63-64	Y W/METALLIC LININGS	3981988	1	4.65	SPRING KIT, (NOTE 1)

5.043 PIN-PIN KIT, Brake Shoe Hold Down

65-82	Y (EXC. H.D.)	5467815	AR	1.41	PIN, FRT AND RR RET (5/16 X 3 27/32)
53-82	Y	325075	1	2.90	PIN KIT, PARK BRK SHOE HOLD DOWN

5.045 PLATE, Brake Shoe Guide

59-62	Y W/METALLIC LININGS (EXC H.D. BRAKE/SUSP)	5472139	AR	.47	PLATE, FRT AND RR (2 1/2 O.L. X 9/64 THICK)
63	Y	5472139	AR	.47	PLATE, FRT AND RR (2 1/2 O.L. X 9/64 THICK)

BRAKES-REAR AXLE-PROPELLER SHAFT-WHEELS

5.045 PLATE, Brake Shoe Guide (Con't)				
65-82	Y	5465949	2	.47 PLATE, PARK BRK SHOE GUIDE (1 1/2 O.L. X 3/64 THICK)
5.055 PIN, Brake Shoe Anchor				
62-64	Y	3820272	2	4.35 PIN, FRT
65	Y (EXC DISC BRAKE)	3820272	2	4.35 PIN, FRT
5.056 BOLT-CLIP-WASHER, Brake Shoe Anchor Pin				
65-82	Y	5467056	2	1.10 BOLT, PARK (1/2-20 X 2)
65-82	Y	5465995	2	.37 CLIP, PARK LVR PIVOT PIN
64-65	Y (EXC DISC BRAKE)	3846589	2	.65 WASHER, FRT
5.103 LEVER-PIVOT, Brake Shoe Automatic Adjusting				
63-64	Y (EXC SP/PER)	5462098	LH	1.50 LEVER, FRT AND RR
63-64	Y (EXC SP/PER)	5462099	RH	1.50 LEVER, FRT AND RR
65	Y (EXC DISC BRAKE)	5462098	LH	1.50 LEVER, FRT AND RR
65-66	Y (EXC DISC BRAKE)	5462099	RH	1.50 LEVER, FRT AND RR
63-65	Y (EXC SP/PER)	3856855	LH	.48 PIVOT, FRT AND RR
63-65	Y (EXC SP/PER)	3856856	RH	.48 PIVOT, FRT AND RR
66	Y	3856855	LH	.48 PIVOT, FRT AND RR
66	Y	3856856	RH	.48 PIVOT, FRT AND RR
5.105 LINK, Brake Shoe Automatic Adjusting Lever				
63-64	Y (EXC SP/PER)	5461156	LH	1.50 LINK, FRT AND RR
63-64	Y (EXC SP/PER)	5461157	RH	1.85 LINK, FRT AND RR
63-64	Y W/SP H/PER	5461156	RH	1.50 LINK, FRT AND RR (5 5/16 O.L.)
63-64	Y W/SP H/PER	5461157	LH	1.85 LINK, FRT AND RR
65	Y (EXC DISC BRAKE)	5461156	LH	1.50 LINK, FRT AND RR
65	Y (EXC DISC BRAKE)	5461157	RH	1.85 LINK, FRT AND RR
5.107 SPRING, Brake Shoe Automatic Adjusting Lever				
63-64	Y	5464507	AR	.79 SPRING, FRT AND RR OVERRIDE (2 21/32 O.L. GREEN)(18 COILS-2 5/8 FREE LENGTH)
63-65	Y (EXC METALLIC LININGS, DISC BRAKE)	5461984	AR	.53 SPRING, FRT AND RR
65-66	Y (EXC METALLIC LININGS)	5464507	AR	.79 SPRING, FRT AND RR OVERRIDE (2 21/32 O.L. GREEN)(18 COILS-2 5/8 FREE LENGTH)
5.110 KIT-SCREW-WASHER, Brake Shoe Adjusting				
NOTE 1: KIT CONTAINS SCREW, NUT & SOCKET FOR ONE WHEEL.				
53-62	Y	3981978	1	2.60 KIT, (NOTE 1)
63-64	Y (EXC H.D. BRK)	3997399	LH	2.60 KIT, (NOTE 1)
63-64	Y (EXC H.D. BRK)	3997400	RH	2.55 KIT, (NOTE 1)
53-62	Y	496351	AR	1.40 SCREW, FRT AND RR (BENDIX 29491)
65-82	Y	5467297	2	2.43 SCREW, W/NUT, PARK BRK ADJ PIVOT
63-64	Y (EXC SP/PER)	5462496	4	.41 WASHER, FRT AND RR ADJ SCREW (1/4 I.D. X 7/8 O.D.)
5.111 SOCKET, Brake Shoe Adjusting Screw				
65-82	Y	5465948	2	1.26 SOCKET, PARK BRK
5.117 COVER, Brake Adjusting Hole				
53-82	Y	5464803	AR	.48 COVER, FLANGE PLT
5.149 LEVER, Parking Brake				
58-65	Y	372172	RH	2.65 LEVER,
58-65	Y	471893	LH	2.75 LEVER,
65-82	Y	5468678	LH	5.35 LEVER,
65-82	Y	5468679	RH	4.95 LEVER,
5.150 STRUT, Parking Brake Lever				
53-62	Y	372172	AR	2.65 STRUT,
65-82	Y	5463537	LH	1.60 STRUT,
65-82	Y	5463538	RH	1.55 STRUT,
65	Y (EXC DISC BRAKES)	3825500	AR	2.80 STRUT,
5.151 SPRING, Parking Brake Lever				
53-66	Y (EXC DISC BRAKES)	1312281	2	.69 SPRING (27/32 MAX. I.D. X 1 1/4 O.L.)
5.158 RETAINER-WASHER, Parking Brake Lever				
68-76	Y	3998666	1	1.45 RETAINER, U/B TUN RR CNSL PARK BRK LVR SEAL
53-79	Y	1300540	2	.33 WASHER, SPRING STEEL (17/32 HOLE)

BRAKES-REAR AXLE-PROPELLER SHAFT-WHEELS

5.158		RETAINER-WASHER, Parking Brake Lever (Con't)	
65-82	Y	5465996	2 .42 WASHER, PIVOT PIN
5.380		BRACKET-SHIM-SUPPORT-WASHER, Rear Axle Control Arm	
63-67	Y	3817827	1 10.70 BRACKET, RR WHL SPDL SUPT STRUT
65-82	Y	3864277	2 1.10 BRACKET, RR SUSP TORQ BPR
65-75	Y	3866045	LH 4.40 BRACKET, RR SUSP CONT ARM BPR
68-79	Y	356932	1 16.75 BRACKET, RR WHL SPDL SUPT STRUT
76-81	Y	357769	LH 3.35 BRACKET, RR SUSP CONT ARM BPR
76-81	Y	357770	RH 3.35 BRACKET, RR SUSP CONT ARM BPR
80-82	Y	14014608	1 16.75 BRACKET, RR WHL SPDL SUPT STRUT
63-82	Y	3983392	AR 1.25 SHIM, RR SUSP TORQ CONT ARM (4 1/2 X 1/4 W/17/32 DIA. OBLONG HOLE)
63-82	Y	3983393	AR .96 SHIM, RR SUSP TORQ CONT ARM (4 1/2 X 1/8 W/17/32 DIA. OBLONG HOLE)
63-82	Y	3983394	AR .96 SHIM, RR SUSP TORQ CONT ARM (4 1/2 X 1/32 W/17/32 DIA. OBLONG HOLE)
63-82	Y	3983395	AR .96 SHIM, RR SUSP TORQ CONT ARM (4 1/2 X 1/64 W/17/32 DIA. OBLONG HOLE)
63-82	Y	348103	LH 74.00 SUPPORT, CONT ARM TO SPDL
63-82	Y	348104	RH 74.00 SUPPORT, CONT ARM TO SPDL
80-82	Y	14034468	AR .65 WASHER, RR WHL SPINDLE
5.381		BUSHING-PLATE-RETAINER-SHAFT, Rear Axle Control Arm	
63-82	Y	3743857	4 3.55 BUSHING, RR SUSP TORQ ARM
80-82	Y	527595	2 7.15 BUSHING, DIFF CARR SUPT
63-82	Y	3820418	4 .61 PLATE, RR SUSP TORQ ARM BSHG
63-82	Y	3819806	2 1.35 RETAINER, RR SUSP TORQ ARM BSHG
63-82	Y	3910701	1 .75 RETAINER, RR SPRING CUSH INR(7.545)
63-82	Y	3829265	LH 31.75 SHAFT, RR WHL SPDL SUPT STRUT
63-82	Y	3829266	RH 31.75 SHAFT, RR WHL SPDL SUPT STRUT
5.382		ARM, Rear Axle Control	
NOTE 1: SEE BOLT 3875097 IN GROUP 5.383.			
NOTE 2: SEE BOLT 3864037 IN GROUP 5.002.			
63-65	Y (EXC. DISC BRAKE)	3881537	LH 108.00 ARM, TORQ CONT (LESS BOLTS) (NOTE 1)
63-65	Y (EXC. DISC BRAKE)	3881538	RH 105.00 ARM, TORQ CONT (LESS BOLTS) (NOTE 1)
65-77	Y W/DISC BRK	475103	LH 128.00 ARM, TORQ CONT (LESS BOLTS) (NOTE 2)
65-77	Y W/DISC BRK	475104	RH 128.00 ARM, TORQ CONT (LESS BOLTS) (NOTE 2)
75-81	Y	3881537	LH 108.00 ARM, RR SUSP TORQ CONT
75-82	Y	14035664	RH 128.00 ARM, RR SUSP TORQ CONT
78-81	Y	14035663	LH 128.00 ARM, TORQ CONT
78-81	Y	14035664	RH 128.00 ARM, TORQ CONT
82	Y	14035663	LH 128.00 ARM, RR SUSP TORQ CONT
5.383		BOLT-NUT-WASHER, Rear Axle Control Arm	
63-82	Y	458984	2 .98 BOLT, RR TORQ CONT ARM
63-65	Y (EXC. DISC BRAKES)	3875097	8 .66 BOLT, RR FLANGE PLT (3/8-24 X 2 1/8)
68	Y W/T.H.	458984	2 .98 BOLT,
69-79	Y	458987	2 2.50 BOLT, DIFF CARR MT BRKT
63-80	Y	3774712	2 .40 NUT, RR TORQ CONT ARM
77-82	Y	3691530	AR .33 NUT, RR SHOCK ABS (LWR END)
63-82	Y	475359	4 .25 WASHER, RR TORQ CONT ARM
5.387		BOLT-VENTILATOR-WASHER, Rear Axle	
53-55	Y	1489303	AR .58 BOLT, HSG TO CARR (3/8-24 X 1 3/32)
53-79	Y	8640496	1 .93 VENTILATOR,
77-79	Y W/A.T. (M38)	8640496	1 .93 VENTILATOR, TRANS
80-82	Y	14024359	1 .86 VENTILATOR, BREATHER (DANA 39402)
80	Y (MV4)	8640496	1 .93 VENTILATOR, TRANS
56-57	Y	1456254	10 .40 WASHER, CARR BOLT (13/32 I.D. X 11/16 O.D.)
80-82	Y	2423517	1 .45 WASHER, PNG NUT (5.812)
5.390		STRAP, Rear Axle Rebound	
53-62	Y	3774449	2 5.60 STRAP (29 1/2 DEV. LENGTH) (5.410)
5.395		BUMPER, Rear Axle	
63-64	Y	3850161	2 6.15 BUMPER, RR SUSP TORQ CONT ARM
65-75	Y	3864280	2 2.65 BUMPER, RR SUSP TORQ CONT ARM

BRAKES-REAR AXLE-PROPELLER SHAFT-WHEELS

5.398 BOLT-COVER-SCREW, Rear Axle Housing

NOTE 1: WHEN USING 464909 ON 1977 AND PRIOR YEARS, ALSO USE (1) 457977 PLATE (7.518) AND (2) 459032 SPACER (7.518).

75-79	Y	384951	AR	.35	BOLT, HEX (5/16-18X.945)
63-79	Y	464909	1	64.25	COVER, DIFF CARR (NOTE 1)
80-82	Y	14035612	1	353.00	COVER, DIFF CARR
80-82	Y	14024363	6	2.05	SCREW, CARR CVR

5.399 GASKET, Rear Axle Housing Cover

80-82	Y	14009972	1	2.30	GASKET, DIFF CARR CVR
-------	---	----------	---	------	-----------------------

5.400 GASKET-PLUG-SCREW, Rear Axle or Final Drive Filler and Drain

53-74	Y	3921989	AR	.44	GASKET (1/2" I.D. X 29/32" O.D.) (1.456)
56-64	Y	344829	1	.54	PLUG (1-20 SQ. HD-1 3/8 DIA. FLANGE)
65-79	Y	3866433	1	1.15	PLUG, W/INSTR TAG (1 7/64 O.L.)
80-82	Y	14024358	1	3.05	PLUG, FILLER
57-67	Y	3923420	1	.57	SCREW (1/2"-20 X 13/16") (1.453)

5.415 ROD-STRUT, Rear Axle Tie

80-82	Y	14010399	2	33.75	ROD, RR WHL SPDL
63-74	Y	3818205 459076	2	35.00	STRUT, RR WHL SPDL SUPT
75-79	Y	459076	2	33.75	STRUT, RR WHL SPDL SUPT

5.417 BUSHING-CAM-CAP, Rear Axle

60-62	Y	3764839	2	3.25	BUSHING, RADIUS ROD
63-74	Y	3775762	1	5.05	BUSHING, RR WHL SPDL SUPT STRUT
74-82	Y	3829519	4	5.20	BUSHING, RR WHL STRUT ROD
63-82	Y	458979	2	5.20	CAM, RR WHL SPDL SUPT STRUT ADJ
63-79	Y	3790331	2	.55	CAM, RR WHL SPDL SUPT STRUT ADJ (6.172)
63-79	Y	348390	4	.41	CAP, RR WHL SPDL SUPT STRUT (6.170)

5.418 SUPPORT-WASHER, Rear Axle Tie Rod

63-79	Y	3775513	2	13.40	SUPPORT, RR SUSP OTR MT (5 1/8 O.D.)
80-81	Y	3916493	4	.34	WASHER (SEE GROUP 3.023 FOR USAGE)

5.420 SHAFT, Rear Axle

63-79	Y	360912	2	81.50	SHAFT, RR WHL DR UJT
80-81	Y W/A.T.	14009998	2	149.00	SHAFT, RR WHL DR UJT
80	Y W/M.T.	14009999	2	162.00	SHAFT, RR WHL DR UJT
81	Y W/M.T.(M18)	14035651	2	162.00	SHAFT, RR WHL DR UJT
82	Y	14035651	2	162.00	SHAFT, RR WHL DR UJT

5.425 DEFLECTOR-FLANGE-SHAFT-SHIELD-YOKE, Rear Axle Universal Joint

63-79	Y	3819195	2	.47	DEFLECTOR, DIFF CARR UJT YOKE
63-82	Y	3820241	2	.66	DEFLECTOR, RR WHL SPDL FLANGE DUST
63-80	Y	360913	2	60.75	FLANGE, RR WHL UJT YOKE
80-81	Y W/3.07R, A.T.	14024377	LH	111.00	SHAFT, YOKE (DANA 70987-1X)
80-81	Y W/3.07R, A.T.	14024378	RH	111.00	SHAFT, YOKE (DANA 70987-2X)
80-81	Y W/3.07R, M.T.	14024379	LH	149.00	SHAFT, YOKE (DANA 71090-1X)
80-81	Y W/3.07R, M.T.	14024380	RH	149.00	SHAFT, YOKE (DANA 71090-2X)
82	Y	14035649	2	1.65	SHIELD, RR WHL U/JT SHAFT SPH
63-67	Y (327)	14016436	2	75.00	YOKE, DIFF CARR UJT
65-67	Y (396, 427) W/P/TRAC	3872922	2	75.00	YOKE, DIFF CARR UJT
65-67	Y (396, 427) (EXC P/TRAC)	14016436	2	75.00	YOKE, DIFF CARR UJT
68-75	Y W/H.D. FLANGE	3872922	2	75.00	YOKE, DIFF CARR UJT
75-79	Y (EXC H.D. FLANGE)	14016436	2	75.00	YOKE, DIFF CARR UJT

5.428 BEARING-BOLT-CAP-LOCK-RETAINER-RING, Rear Axle U Joint

65-79	Y	3847933	16	2.90	BEARING, UJT YOKE TRUN
80-81	Y W/3.07R (DANA)	7451785	2	N.L.	BEARING, YOKE (INR) (5.855)
80-81	Y	14023500	4	.59	BOLT, PROP SHF TO RR AXLE
80-81	Y W/A.T.	14023500	16	.59	BOLT, RR WHL DR UJT SHF (1/4-20 X .620)
80-81	Y W/A.T.(MV4,M33,MX3)	14023500	2	.59	BOLT, UJT BEARING STRAP(5.428)
65	Y (396) SP./H/PER.	3872909	4	9.55	CAP, RR DRIVE SHAFT UJT BRG
66-75	Y	3872909	4	9.55	CAP, RR DRIVE SHAFT UJT BRG
63-79	Y	3860543	4	.31	LOCK, YOKE FLANGE BOLT (ROUND BRIDGE), RR WHL DRIVE SHF UJT YOKE FLANGE BOLT
80	Y W/A.T. (MV4, M33)	14018211	8	1.05	RETAINER, RR WHL DR UJT SHF
81	Y W/A.T. (MX3)	14018211	8	1.05	RETAINER, RR WHL DR UJT SHF
82	Y W/A.T. (MD8)	14018211	8	1.05	RETAINER, RR WHL DR UJT SHF

BRAKES-REAR AXLE-PROPELLER SHAFT-WHEELS

5.428 BEARING-BOLT-CAP-LOCK-RETAINER-RING, Rear Axle U Joint (Con't)

63-79	Y	3819196	2	.31	RING, DIFF CARR UJT YOKE RET
-------	---	---------	---	-----	------------------------------

5.430 SEAL, Rear Axle U Joint

63-79	Y	3820419	2	3.25	SEAL, DIFF CARR UJT YOKE BRG OIL
64-78	Y	3847932	16	.46	SEAL, RR WHL DRIVE SHF UJT YOKE TRUN BRG
80-81	Y	14024364	2	3.25	SEAL, YOKE (INR) (SOURCE #531660)

5.447 BEARING, Drive Pinion Front

56-62	Y	457270	1	27.00	BEARING,
63-79	Y	7450984	1	N.L.	BEARING (HY A-200248-Z)
80-82	Y	9436127	1	22.30	BEARING, OTR PRELOAD

5.453 SPACER, Pinion Shaft Bearing

56-62	Y	3705722	1	1.30	SPACER (TAPERED-2 1/2 O.L.)
63-66	Y	3817864	1	.98	SPACER (1 5/16 I.D.)
66-79	Y	3954483	1	1.85	SPACER,

5.460 SHIM KIT, Pinion Shaft Bearing

57-62	Y	3893583	AR	4.25	SHIM KIT (.033-.037)
57-62	Y	3893584	AR	4.25	SHIM KIT (.021-.026)
57-62	Y	3893585	AR	4.25	SHIM KIT (.027-.032)
63-79	Y	3893582	AR	4.25	SHIM KIT (.021-.026)
63-79	Y	3893587	AR	5.15	SHIM KIT (.027-.032)
65-79	Y	3893586	AR	5.15	SHIM KIT (.033-.037)
80-82	Y	14024330	AR	5.15	SHIM KIT (PRELOAD & ADJ) (DANA 706756X)

5.469 SEAL, Drive Pinion

56-61	Y	3865358	1	5.85	SEAL, FLANGE OIL (3 5/32 O.D.)
62-64	Y	464140	1	7.25	SEAL, FLANGE OIL
65-79	Y	3924031	1	N.L.	SEAL, FLANGE OIL
80-82	Y	3979616	1	N.L.	SEAL, FLANGE OIL

5.484 BEARING-CONE-SLINGER, Drive Pinion Rear

53-55	Y	125630	1	55.62	BEARING (HYATT OR 1506)
56-62	Y	7450371	1	N.L.	BEARING (HYATT HM89449-HM89410)
63-79	Y	7451155	1	N.L.	BEARING,
80-82	Y	9417781	1	37.25	BEARING, INR
75-79	Y	9413169	AR	24.70	CONE,
80-82	Y	14024357	1	.38	SLINGER, OUTER (DANA 39587)

5.500 BRACKET-CUSHION-GUSSET-REINFORCEMENT, Differential Carrier Mounting

63-68	Y (EXC. T.H.)	3868799	1	10.75	BRACKET,
68	Y W/T.H.	3921657	1	8.45	BRACKET,
69-79	Y	3921657	1	8.45	BRACKET,
80-82	Y	477462	1	10.75	BRACKET, FRM FRT
63-79	Y	3788637	1	2.00	CUSHION, FRT UPR (9.023)
63-79	Y	3795333	1	2.50	CUSHION, FRT LWR (9.023)
75-81	Y	348064	RH	20.15	GUSSET, FRT
80-82	Y	477471	LH	20.15	GUSSET, FRT CR/MBR
80-82	Y	475379	LH	7.55	REINFORCEMENT, FRT CR/MBR
80-82	Y	475380	RH	7.55	REINFORCEMENT, FRT CR/MBR

5.505 CARRIER, Differential,with Cap

NOTE 1: DIFFERENTIAL (POSITRACTION) (COMPLETE WITH RING GEAR AND PINION).

56-62	Y	3789870	1	112.00	CARRIER, W/CAP (INCOMPLETE)
57-62	Y	3743970	1	582.00	CARRIER (4.56 RATIO) (NOTE 1)
63-79	Y	3917861	1	167.00	CARRIER, W/CAP (INCOMPLETE)
63-66	Y (EXC. SP. H/PER. 396, 427)	464906	1	646.00	CARRIER (3.70 RATIO) (NOTE 1)
67-69	Y	464906	1	646.00	CARRIER (3.70 RATIO) (NOTE 1)
70	Y (350) W/CLOSE RATIO 4-SPD, H/PER.	464906	1	646.00	CARRIER (3.70 RATIO) (NOTE 1)
78-79	Y	464906	1	646.00	CARRIER (3.70 RATIO) (NOTE 1)
80-82	Y	14024326	1	154.00	CARRIER, W/CAP (DANA 70986X)
80	Y W/A.T.	14020911	1	708.00	CARRIER (3.07 RATIO) (DANA) (NOTE 1)
80	Y W/M.T.	14020912	1	708.00	CARRIER (3.07 RATIO) (DANA) (NOTE 1)
81	Y MX3	14035676	1	869.00	CARRIER, DIFF
81	Y W/A.T.	14030481	1	738.00	CARRIER (2.87 RATIO) (NOTE 1)
81	Y W/M.T.	14030482	1	738.00	CARRIER (2.72 RATIO) (NOTE 1)
81	Y W/2.72R, A.T. (DANA)	14035676	1	869.00	CARRIER, DIFF
81	Y(M18)	14030482	1	738.00	CARRIER, DIFF
82	Y	14035693	1	887.00	CARRIER, DIFF

BRAKES-REAR AXLE-PROPELLER SHAFT-WHEELS

5.505 CARRIER, Differential,with Cap (Con't)					
82	Y W/2.87R	14046995	1	861.00	CARRIER, DIFF
5.506 BOLT-SCREW, Differential Carrier					
63-79	Y	3818764	4	.53	BOLT,
80-82	Y	14024366	1	2.05	SCREW, BRG CAP
5.508 GASKET, Axle Housing to Differential Carrier					
56-62	Y	3769870	1	1.25	GASKET (9 13/16 X 11 3/8)
63-79	Y	3818793	1	.77	GASKET (9 5/64 X 10)
5.510 BOLT-CASE, Differential (Ring Gear and Pinion)					
NOTE: DIFFERENTIAL CASE HALVES ARE NOT SOLD SEPARATELY.					
60-62	Y W/P/TRAC.	3777003	8	.92	BOLT, CASE (3/8-24 X 2 3/4) (L.H. THREAD)
57-62	Y	3853552	1	291.00	CASE (4.11, 4.56 RATIO)
57-62	Y (EXC. P/TRAC.)	3867386	1	63.50	CASE,
63-80	Y	3997925	1	298.00	CASE (2.73, 3.08, 3.36, 3.55, 3.70 RATIO)
63-77	Y	3997927	1	298.00	CASE (4.11, 4.56 RATIO)
63-80	Y W/P/TRAC. (2.73, 3.08, 3.36, 3.55, 3.70)	3997926	1	132.00	CASE (EATON 32297)
63-77	Y W/P/TRAC. (4.11,4.56)	3997928	1	132.00	CASE (EATON 32298)
74-76	Y	3938932	1	204.00	CASE (EXC. 4.11 RATIO)
80-82	Y	14024328	1	297.00	CASE (3.07 RATIO) (DANA-70988X)
5.511 GUIDE-PLATE-PLATE KIT-RETAINER-SHIM-SPRING, Differential Clutch					
NOTE 1: CONSISTS OFF 10 EARED DISCS, 8 SPLINED DISCS, AND 4 GUIDES.					
NOTE 2: CONSISTS OF 6 PLATES AND 4 DISCS.					
NOTE 3: CONSISTS OF 8 DISCS AND 8 PLATES.					
64-80	Y	9778355	4	1.05	GUIDE, PLT (EATON ED 94228)
57-62	Y	534935	AR	3.30	PLATE (.095 THICK)
57-62	Y	3777268	2	4.75	PLATE (BELLEVILLE TYPE) (INK STAMPED-.095)
63-64	Y	3830747	2	4.30	PLATE (DANA 32328) (SPRING SEAT PLT) (NO TANGS ON PL)
64-80	Y	3869320	2	4.05	PLATE, PRESS (EATON ED 94153) (SPRING SEAT PLT)
60-62	Y	3865208	1	45.25	PLATE KIT, W/DISCS (DANA 22719X) (NOTE 2)
63-64	Y	3830740	1	38.25	PLATE KIT, W/DISCS (DANA 23230X) (NOTE 3)
64-80	Y	483722	1	45.50	PLATE KIT, W/DISCS (NOTE 1)
80-82	Y	14024331	1	50.00	PLATE KIT, W/DISCS (DANA 706352X)
80-82	Y	14024362	2	.35	RETAINER, DIFF CLU
64-79	Y	9778347	AR	2.10	SHIM (.005) (EATON 94128-5)
64-80	Y	9778348	AR	2.10	SHIM (.007) (EATON 94128-7)
64-80	Y	9778349	AR	2.10	SHIM (.010) (EATON ED 94128-10)
63-64	Y	3854101	4	7.10	SPRING, CLU (DANA 32823)
64-80	Y	3890899	2	1.10	SPRING, PRESS PLT (EATON ED-7976) (50 LB.)
5.517 SHAFT, Differential Side Pinion					
53-70	Y (EXC. P/TRAC.)	3935181	1	6.20	SHAFT,
64-80	Y W/P/TRAC.	9776894	1	6.70	SHAFT (3/4 O.D. X 4 51/64 O.L.) (EATON ED 6960)
80-82	Y	6259138	1	6.95	SHAFT,
5.518 SCREW, Pinion Shaft Lock					
53-70	Y	472546	1	.72	SCREW (5/16-18)
64-80	Y W/P/TRAC.	3869319	1	.72	SCREW (EATON 93465)
5.526 GEAR, Differential Pinion					
NOTE 1: WHEN USING 2370715 IN PLACE OF 3745313, 3744618 SIDE GEAR MUST ALSO BE USED.					
53-70	Y (W/10 BOLT COVER) (EXC. P/TRAC.)	3958108	2	15.10	GEAR (10 TEETH) (3.36, 3.70 RATIO)
57-62	Y W/P/TRAC.	2370715	4	6.20	GEAR, FRT (10 TEETH) (DAB OF ORANGE PAINT) (NOTE 1)
64	Y W/P/TRAC.	3854260	2	10.05	GEAR (DANA 32808)
65-73	Y W/P/TRAC.	9778343	2	18.25	GEAR (EATON ED-40335)
80-82	Y	3854260	2	10.05	GEAR (DANA 32808)
5.527 GEAR KIT, Differential Side					
63-64	Y W/P/TRAC.	3867746	1	78.50	GEAR KIT (DANA 2375X)
64-80	Y W/P/TRAC. (EXC. 4.11 RATIO)	6260528	1	85.00	GEAR KIT (EATON ED-24304)

BRAKES-REAR AXLE-PROPELLER SHAFT-WHEELS

5.528 GEAR, Differential Side

56-70	Y (EXC. P/TRAC.)	3820638	2	25.75	GEAR (16 TEETH)
80-82	Y	14024360	2	53.50	GEAR (DANA 39594)

5.529 GEAR, Ring and Pinion

NOTE: PART NUMBERS IN PARENTHESES ARE STAMPED ON RING GEAR AND PINION RESPECTIVELY.
NOTE: AXLE RATIO IS EQUAL TO RING GEAR DIVIDED BY PINION, 37 DIVIDED BY 10 IS EQUAL TO 3.70 TO 1.

57-61	Y W/P.G.	3795479	1	243.00	GEAR (32-9T) (3783188-3783189)
57-62	Y W/3.70 RATIO	3748438	1	243.00	GEAR (37-10T) (3737957-3733910)
57-62	Y W/4.11 RATIO	3748434	1	243.00	GEAR (37-9T) (3733908-3733912)
57-62	Y W/4.56 RATIO	3748447	1	243.00	GEAR (41-9T) (3720089-90)
62	Y W/3.08 RATIO	3758549	1	243.00	GEAR (37-12T) (3756448-3756446)
62	Y W/3.36 RATIO	3748437	1	243.00	GEAR (37-11T) (3736508-3735390)
62	Y W/3.55 RATIO	3795479	1	243.00	GEAR (32-9T) (3783188-3783189)
63-64	Y W/3.55 RATIO	3822990	1	243.00	GEAR (32-9T) (3783188-3820899)
63-64	Y W/3.70 RATIO	3822993	1	243.00	GEAR (37-10T) (3737957-3819081)
65-78	Y W/3.08 RATIO	3961418	1	243.00	GEAR (37-12T) (3756448-3885941)
65-79	Y W/3.36 RATIO	3961423	1	243.00	GEAR (37-11T) (3735390-3885942)
65-79	Y W/3.55 RATIO	3961420	1	243.00	GEAR (32-9T) (3783188-3885943)
65-79	Y W/3.70 RATIO	3961419	1	243.00	GEAR (37-10T) (3737957-3885944)
65-75	Y W/4.11 RATIO	3961421	1	243.00	GEAR (37-9T) (3733908-3885945)
68-71	Y W/2.73 RATIO (P/TRAC.)	3961431	1	243.00	GEAR (41-15T) (3924344-3924343)
75-77	Y W/2.73 RATIO	3961431	1	243.00	GEAR (41-15T) (3924344-3924343)
80	Y W/3.07 RATIO (DANA)	14024327	1	243.00	GEAR (DANA 706755-4X)
81-82	Y W/2.72 RATIO (DANA)	14095683	1	225.00	GEAR (DANA 706755-5X)
81	Y W/2.87 RATIO (DANA)	14039001	1	225.00	GEAR (DANA 706755-7X)
82	Y W/2.87R (DANA)	14058938	1	250.00	GEAR, RNG & PNG (DANA 706755-9X)

5.531 BOLT, Ring Gear

53-79	Y	14003451	10	.40	BOLT, HYP DR GEAR
80-81	Y	2402525	10	.26	BOLT, GEAR TO CASE (DANA 30187)
82	Y	14045012	10	.55	BOLT, GEAR TO CASE(RR AXLE)(DANA 40164)

5.536 BEARING, Differential Side

56	Y	7450385	2	31.50	BEARING (HYATT CK 11445 X)
57-62	Y	7450745	2	15.06	BEARING (HYATT A 159286 Z)
63-79	Y	455724	2	4.20	BEARING, UJT YOKE
63-79	Y	7451140	2	N.L.	BEARING,
80-82	Y	7451090	1	N.L.	BEARING,

5.537 RING-SHIM KIT-SPACER, Differential Bearing Adjusting

NOTE 1: USED WITH MATCHING SHIM UNITS TO REPLACE PROD. CAST IRON TYPE ADJUSTMENT.

80-82	Y	6259139	1	.32	RING, DIFF PNG SNAP
80-82	Y	14024361	2	.56	RING, DIFF SI GEAR SNAP
63-79	Y	3851480	AR	3.30	SHIM KIT (.064-.068)
63-79	Y	3851481	AR	3.10	SHIM KIT (.070-.074)
63-79	Y	3851482	AR	3.50	SHIM KIT (.076-.080)
63-79	Y	3851483	AR	3.30	SHIM KIT (.082-.086)
63-79	Y	3851484	AR	3.50	SHIM KIT (.088-.094)
65-72	Y W/12 BOLT COVER	3876174	AR	3.30	SHIM KIT (.096-.100)
72-79	Y	3996611	AR	4.40	SHIM KIT (.048-.054)
72-79	Y	3996612	AR	5.45	SHIM KIT (.056-.062)
80-82	Y	14024329	1	3.50	SHIM KIT, DIFF BRG. PRELOAD
67-79	Y	9780883	AR	2.00	SPACER (.170 THK.) (NOTE 1)

5.542 WASHER, Differential Pinion Thrust

63-64	Y W/P/TRAC.	2346848	2	1.30	WASHER (49/64 I.D. X 1 21/32 O.D.) (DANA 13338-3)
64-65	Y (EXC. P/TRAC.)	3843266	2	1.20	WASHER (1 45/64 O.D. X 3/4 I.D.)
64-80	Y W/P/TRAC.	1385734	2	2.10	WASHER (EATON ED 93690)
66-69	Y (EXC. P/TRAC.)	3880143	2	.78	WASHER,
80-82	Y	2346848	2	1.30	WASHER (49/64 I.D. X 1 21/32 O.D.) (DANA 13338-3)

5.543 WASHER, Differential Side Gear Thrust

57-70	Y (EXC. P/TRAC.)	9789002	2	.79	WASHER,
-------	------------------	---------	---	-----	---------

5.544 SHAFT, Propeller

NOTE: SEE DEALER PRICE SCHEDULE FOR APPLICABLE PRICES.

68-70	Y (M40)	3924148	1	134.00	SHAFT, W/UJT
71-77	Y (M20, M21, M40)	3924148	1	134.00	SHAFT, W/UJT
76-77	Y (M38)	367903	1	226.00	SHAFT, W/UJT
76-79	Y (M38)	378231	1	228.00	SHAFT, W/UJT

BRAKES-REAR AXLE-PROPELLER SHAFT-WHEELS

5.544 SHAFT, Propeller (Con't)

78-79	Y W/M.T. (M20) (EXC. SP H/PER.)	378231	1	228.00	SHAFT, W/UJT
78-79	Y W/M.T.(M21)	3924148	1	134.00	SHAFT, W/UJT
80	Y (MV4, M33)	14014603	1	228.00	SHAFT, W/UJT
80-81	Y (M18)	14014606	1	228.00	SHAFT, W/UJT
81	Y (MX3)	14014603	1	228.00	SHAFT, W/UJT
82	Y W/A.T.(MD8)	14041083	1	185.00	SHAFT, W/UJT,PROP

5.545 DEFLECTOR-FLANGE, Propeller Shaft Pinion

NOTE 1: ON ALL MODELS FROM 1954 THRU 1964 IT IS NECESSARY TO REPLACE 3714788 DEFLECTOR WITH 3819415 DEFLECTOR.

63-79	Y	3819415	1	.88	DEFLECTOR, PINION FLANGE (NOTE 1)
57-64	Y	3741822	1	21.25	FLANGE, W/DFL
65-70	Y W/12 BOLT COVER	3878972	1	24.20	FLANGE, W/DFL (3 27/32 DIA.) (1280 UJT)
68-79	Y W/P/TRAC.	3879208	1	26.00	FLANGE, W/DFL (4 5/16 DIA.)

5.548 REPAIR KIT, Propeller Shaft Universal Joint

NOTE: NOS. FOLLOWING MODEL USAGES ARE FORGED ON THE FRT. AND REAR YOKES RESPECTIVELY.

NOTE 1: CONSISTS OF 1 TRUNNION ASM., 4 BEARINGS, 4 NUTS, 4 SNAP RINGS, 2 BOLTS, 4 WASHERS AND 4 SEALS.

NOTE 2: CONSISTS OF 4 SNAP RINGS, 2 BOLTS, 4 WASHERS, 4 NUTS AND 1 U JOINT TRUNNION AND BEARING ASM.

NOTE 3: WHEN USING 386451 OR 1482672 ALSO USE 3721887 SNAP RING.(5.586)

55-67	Y	386451	AR	N.L.	REPAIR KIT, W/GREASE FITTING (ALL LOCATIONS) (FGER DIA 615) (NOTE 1,,3)
63-80	Y	374246 2330781	4	N.L.	REPAIR KIT, RR WHL DRIVE SHAFT UJT (NOTE 2)
68-70	Y (EXC. T.H. 400)	386451	AR	N.L.	REPAIR KIT, W/GREASE FITTING (ALL LOCATIONS) (FGER DIA 615) (NOTE 1,,3)
68-70	Y W/T.H.	1482672	2	29.50	REPAIR KIT (DANA 5-229X) (NOTE 3)
71-80	Y	1482672	2	29.50	REPAIR KIT (DANA 5-229X) (NOTE 3)
80-82	Y	386451	AR	N.L.	REPAIR KIT, UJT W/GREASE FITTING (ALL LOCATIONS)(FGR DIA 615) (NOTE 1,,3)
80-81	Y (W/A.T.)	1482672	2	29.50	REPAIR KIT (DANA 5-229X) (NOTE 3)
80	Y (W/M.T.)	374246 2330781	1	N.L.	REPAIR KIT, UJT (DANA 5-282X)

5.555 YOKE, Universal Joint

55-62	Y (8 CYL.)	3712379	1	36.00	YOKE, FRT
63	Y W/MUNCIE 4-SPD.	3868728	1	87.00	YOKE, FRT UJT
64	Y (EXC. P.G.)	3868728	1	87.00	YOKE, FRT UJT
65-70	Y (EXC. T.H. 400)	3868728	1	87.00	YOKE, FRT UJT
68-70	Y W/T.H. 400	3930827	1	72.25	YOKE, UJT SLEEVE FRT
71-76	Y (EXC. T.H. 350)	3930827	1	72.25	YOKE, UJT SLEEVE FRT
76-79	Y (M38)	376747	1	73.50	YOKE, PROP SHF SLIP (DANA 2-3-7091X)
77	Y (M20, M21, M40)	3930827	1	72.25	YOKE, UJT SLEEVE FRT
78-79	Y (M20)	376747	1	73.50	YOKE, PROP SHF SLIP (DANA 2-3-7091X)
78-79	Y (M21)	3930827	1	72.25	YOKE, UJT SLEEVE FRT
80-82	Y	2403641	1	23.45	YOKE, SLIP (5.545)
80-81	Y (M18, M20, M21)	3930827	1	72.25	YOKE, UJT SLEEVE FRT
80	Y W/A.T. (MV4, M33)	14022136	1	79.50	YOKE, SLIP
81-82	Y W/A.T. (MX3)	14022136	1	79.50	YOKE, SLIP

5.560 RETAINER-SEAL, Propeller Shaft Universal Joint Trunnion

80-82	Y	14018211	8	1.05	RETAINER, PROP SHF(5.428)
63-64	Y	3708038	AR	.50	SEAL, YOKE BRG
64-79	Y (EXC. M38)	3841923	AR	.50	SEAL, YOKE BRG (1 1/32 O.D. X 21/32 I.D.)

5.566 ROLLER-SPACER, Universal Joint Yoke Trunnion

64-70	Y (EXC. T.H.)	9419578	AR	.32	ROLLER, UJT YOKE TRUN BRG
68-70	Y W/T.H.	3856809	AR	.30	SPACER, TRUN BRG (DANA 230727-1)
71-79	Y (EXC. M38)	3856809	AR	.30	SPACER, TRUN BRG (DANA 230727-1)

5.586 BOLT-RETAINER-RING-U BOLT, Universal Joint Bearing and Flange

66-70	Y W/T.H.	3887348	4	.35	BOLT, SHF AND UJT STRAP (5/16-24 X 1 7/16)
71-82	Y	3887348	4	.35	BOLT, SHF AND UJT STRAP (5/16-24 X 1 7/16)
80-82	Y	458300	16	.33	BOLT, PROP SHAFT UJT (5/16-24 X 3/4)
80-82	Y	14023500	4	.59	BOLT, SHF AND UJT TO AXLE (5.428)

BRAKES-REAR AXLE-PROPELLER SHAFT-WHEELS

5.586 BOLT-RETAINER-RING-U BOLT, Universal Joint Bearing and Flange (Con't)

80	Y W/A.T. (MV4, M33)	14022138	4	.52	BOLT, SHF AND UJT STRAP
81-82	Y W/A.T. (MX3)	14022138	4	.52	BOLT, SHF AND UJT STRAP
82	Y W/A.T.(MD8)	14023500	4	.59	BOLT, UJT BEARING STRAP(5.428)
68-80	Y	3882979	2	.30	RETAINER, PROP SHF
80-82	Y	363897	8	.96	RETAINER, RR WHL DR UJT SHT
53-62	Y	3721887	AR	.35	RING, FRT
65-79	Y (EXC. M38)	3721887	AR	.35	RING (ALL LOCATIONS) (FINGER DIA .596)
74-79	Y	3721973	1	.36	RING, BRG SNAP
53-72	Y	1358938	AR	1.05	U BOLT, U JT TRUN BRG (5/16-18) (W/FINGER DIA .596)
65-67	Y	2066840	1	.88	U BOLT, SHF AND U JT (TRUNNION FINGER DIA OF 25/32)
71-80	Y	2066840	AR	.88	U BOLT, SHF AND U JT (TRUNNION FINGER DIA. OF 25/32)

5.595 NUT-WASHER, Propeller Shaft Pinion Flange

55-79	Y	3752901	AR	1.65	NUT (7/8-16)
56-79	Y	3714792	1	1.75	WASHER, FLANGE (57/64 I.D. X 1 7/16 O.D. X 1/4 THK.)

5.803 PIN-WHEEL, Front or Rear

NOTE 2: ONE-PIECE RIMS; 5.25" OR LARGER RIMS HAVE A 15-DEG TAPER BEAD SEAT, AND ARE USED FOR TUBELESS TIRES. SMALLER RIMS HAVE 5-DEG TAPER BEAD SEAT, AND ARE USED FOR BOTH TUBELESS AND TUBE TIRES.

63-66	Y W/KNOCK OFF WHLS.	3847767	10	.96	PIN, WHL ADAP WHL PILOT
54-62	Y	3834956	AR	53.00	WHEEL (15 X 5K) (RIVETED)
57-64	Y (EXC. KNOCK OFF WHLS.)	3838080	AR	49.00	WHEEL (15 X 5.5K) (RIVETED)
65-66	Y (EXC. KNOCK OFF WHLS.)	3869156	AR	66.75	WHEEL (15 X 5.5K) (WELDED)
67	Y W/DISC BRAKES (EXC. ALUM. WHL.)	3968773	AR	69.50	WHEEL (15 X 6JK) (WELDED)
69-82	Y (EXC ALUM WHL)	327708	5	71.25	WHEEL (15 X 8.00JJ) (STAMPED AZ) (WELDED)
76-78	Y W/ALUM. (YJ8)	14009704	4	234.00	WHEEL (15 X 8.00)
78-82	Y	472545	AR	71.25	WHEEL (15 X 5.00JJ) (SPARE) (STAMPED YA)
78	Y W/Z78	14002370	4	237.00	WHEEL (15 X 8.00) (ALUM.)
79	Y W/ALUM (N90)	14009704	AR	234.00	WHEEL (15 X 8.00)
80-81	Y W/ALUM (N90)	14022120	AR	219.00	WHEEL, ALUM (15 X 8.00)
82	Y07	14050644	AR	229.00	WHEEL, 15 X 8(STAMPED BH)
82	Y87 W/ALUM(N90)	14022120	AR	219.00	WHEEL, ALUM 15 X 8

5.805 WEIGHT, Wheel Balance

NOTE 1: FOR USE ON CURVED RIM FLANGE.

NOTE 2: SIZE CAST ON WEIGHT.

58-64	Y	345972	AR	.59	WEIGHT (1 OZ.)
58-82	Y	9421502	AR	.53	WEIGHT (1/2 OZ.) (NOTE 1,,,2)
58-82	Y	9421504	AR	.53	WEIGHT (1 OZ.) (NOTE 1,,,2)
58-82	Y	9421506	AR	.53	WEIGHT (1 1/2 OZ.) (NOTE 1,,,2)
58-82	Y	9421508	AR	.60	WEIGHT (2 OZ.) (NOTE 1,,,2)
58-82	Y	9421510	AR	.60	WEIGHT (2 1/2 OZ.) (NOTE 1,,,2)
58-82	Y	9421512	AR	.80	WEIGHT (3 OZ.) (NOTE 1,,,2)
72-78	Y	9421501	AR	.51	WEIGHT (1/4 OZ.) (NOTE 2)
73-75	Y W/CAST ALUM.	464993	AR	.38	WEIGHT (1 1/2 OZ.)
73-75	Y W/CAST ALUM.	464994	AR	.50	WEIGHT (2 OZ.)
73-74	Y W/CAST ALUM.	464995	AR	.57	WEIGHT (2 1/2 OZ.)
73-76	Y W/CAST ALUM.	464996	AR	.72	WEIGHT (3 OZ.)
73-75	Y W/CAST ALUM.	467130	AR	.29	WEIGHT (1/2 OZ.)
73-75	Y W/CAST ALUM.	467131	AR	.37	WEIGHT (1 OZ.)
76-77	Y	464995	AR	.57	WEIGHT (2 1/2 OZ.)
76-77	Y	464996	AR	.72	WEIGHT (3 OZ.)
77-82	Y	459769	AR	.60	WEIGHT, WHL BAL (2.5 OZ)
77-82	Y W/CAST ALUM. (YJ8, N90)	459770	AR	.60	WEIGHT (2 OZ.)
77-82	Y W/CAST ALUM. (N90)	459771	AR	.53	WEIGHT (1 1/2 OZ.)
77-82	Y W/CAST ALUM. (N90)	459772	AR	.53	WEIGHT (1 OZ.)
77-82	Y W/CAST ALUM. (N90)	459773	AR	.53	WEIGHT (1/2 OZ.)

5.806 FLANGE-SPINDLE-YOKE, Rear Wheel

63-79	Y	3839830	2	53.00	FLANGE, SPINDLE
63-64	Y	3820239	2	119.00	SPINDLE, W/BOLTS
65	Y (EXC. DISC BRAKES)	3820239	2	119.00	SPINDLE, W/BOLTS
65	Y W/DISC BRAKES	3872476	2	119.00	SPINDLE, W/BOLTS
66-82	Y	3872476	2	119.00	SPINDLE, W/BOLTS
80-82	Y	14018210	2	68.00	YOKE, SPINDLE

BRAKES-REAR AXLE-PROPELLER SHAFT-WHEELS

5.806 FLANGE-SPINDLE-YOKE, Rear Wheel (Con't)					
80-81	Y W/A.T.	14018209	2	68.00	YOKE, SPINDLE
5.809 DISC-DRUM-HUB, Front and Rear Wheel Brake					
65-82	Y	3996663	2	149.00	DISC, RR
53-62	Y (EXC. METALLIC LININGS, H.D. BRAKE)	3985944	2	61.00	DRUM, FRT
53-65	Y (EXC. METALLIC LININGS, H.D. BRAKES, SP./PER.)	3985944	2	61.00	DRUM, RR
63-65	Y (EXC. METALLIC LININGS) ..	3872326	2	64.50	DRUM, FRT
63-64	Y W/SP. H/PER., METALLIC BRAKES, FAN COOLED	3843900	2	65.75	DRUM, FRT
65-68	Y	3998278	2	164.00	HUB, W/DISC, FRT
69-81	Y	3991024	2	165.00	HUB, W/DISC, FRT
5.810 SPRING, Brake Drum					
53-62	Y (EXC. H.D. BRAKE/SUSP.) ...	3694290	AR	3.05	SPRING (32 3/4 FREE LENGTH)
63-67	Y (EXC. SP. H/PER.)	3694290	AR	3.05	SPRING (32 3/4 FREE LENGTH)
5.812 BOLT, Hub or Drum (Front and Rear Wheel)					
53-59	Y	3829376	AR	1.15	BOLT, RR (7/16-20 X 1 3/8)
53-60	Y (1ST DES)	3829376	12	1.15	BOLT, FRT (7/16-20 X 1 3/8)
60-82	Y	3910340	AR	.55	BOLT, RR (7/16-20 X 1 3/4)
60-65	Y (2ND DES)	3910340	AR	.55	BOLT, FRT (7/16-20 X 1 3/4)
65-66	Y W/DISC BRAKES	3910340	AR	.55	BOLT, FRT (7/16-20 X 1 3/4)
67-82	Y	3910340	AR	.55	BOLT, FRT (7/16-20 X 1 3/4)
5.813 NUT, Hub Front and Rear					
53-82	Y	358501	AR	.53	NUT, WHL HUB BOLT (7/16-20)
63-66	Y W/KNOCK OFF WHLS.	3852554	AR	2.10	NUT (7/16-20)
73-75	Y W/CAST ALUM.	329383	20	4.50	NUT (7/16-20)
76-82	Y W/CAST ALUM.	371674	20	3.55	NUT (7/16-20)
5.815 SHIELD, Rear Wheel Bearing Dust					
63-82	Y	3820238	2	1.15	SHIELD, INR
5.816 RING-SPACER, Rear Axle Shaft Bearing					
56-62	Y (EXC. P/TRAC.)	9776340	2	2.40	RING, RETAINER (1 3/8 I.D. X 1 31/32 O.D.)
63-82	Y	3820224	2	4.90	SPACER, RR WHL BRG
5.822 O RING-SEAL-SEAL KIT, Rear Axle Shaft Bearing or Hub					
NOTE 1: CONSISTS OF AN O RING AND SEAL ASM., W/RETAINER.					
56	Y	3707389	2	1.05	O RING, RR WHL BRG (2 5/8 I.D. X .103) ..
60-62	Y (EXC. P/TRAC.)	3772034	2	1.05	O RING (2 7/8 I.D. X .070)
63-82	Y	3794002	2	4.00	SEAL, RR WHL INR BRG
63-82	Y	3794006	2	4.00	SEAL, RR WHL OTR BRG
60-62	Y (EXC. P/TRAC.)	3772999	2	6.45	SEAL KIT, RR WHL BALL BRG (NOTE 1) ..
5.829 NUT, Rear Axle					
53-82	Y	378137	2	.64	NUT, RR WHL SPDL FLG(6.022)
63-64	Y	3691530	2	.33	NUT, RR WHL SPDL SUPT STRUT ADJ CAM (1/2-20)(5.383)
5.830 WASHER, Rear Axle					
63-82	Y	3839832	2	1.10	WASHER, RR WHL SPDL FLANGE (7/32 THK.)
5.855 BEARING-BEARING KIT-SHIM, Rear Wheel					
63-81	Y	7450700	2	N.L.	BEARING, OTR (6.311)
63-81	Y	7451202	2	N.L.	BEARING, INR (HYATT A-200233-Z) (5.447)
56	Y	900700	2	41.88	BEARING KIT, W/RET RING
57	Y	907071	2	49.24	BEARING KIT, W/RET RING
58-62	Y	907294	2	57.00	BEARING KIT, W/RET RING (NDRW 607BRSY1Z)
63-82	Y	3820225	1	.78	SHIM, BRG (.145)
63-82	Y	3820226	1	.78	SHIM, BRG (.139)
63-82	Y	3820227	1	.78	SHIM, BRG (.133)
63-82	Y	3820228	1	.78	SHIM, BRG (.127)
63-82	Y	3820229	1	.78	SHIM, BRG (.121)
63-82	Y	3820230	1	.78	SHIM, BRG (.115)
63-82	Y	3820231	1	.78	SHIM, BRG (.109)
63-82	Y	3820232	1	.78	SHIM, BRG (.103)
63-82	Y	3820233	1	.78	SHIM, BRG (.097)

BRAKES-REAR AXLE-PROPELLER SHAFT-WHEELS

5.858 CAP-COVER, Wheel Trim

NOTE: FOR FRONT CAPS. SEE GROUP 6.330.

67	Y W/DISC BRAKES (EXC ALUMINUM)	3901712	4	9.90	CAP, HUB (2-PIECE)
68-82	Y W/RALLY WHL	3925801	4	24.75	CAP, W/ORNAMENT, HUB
73-77	Y W/ALUM WHL (YJ8)	371680	4	8.10	CAP, HUB (CROSSED FLAGS)
78	Y W/ALUM WHL (YJ8) (EXC BLACK W/EMBL Z78)	371680	4	8.10	CAP, HUB (CROSSED FLAGS)
78	Y W/ALUM WHL (YJ8) CHEV	474312	4	7.85	CAP, HUB (BOW-TIE) W/O EMB
79	Y W/ALUM WHL (N90)	371680	4	8.10	CAP, HUB (CROSSED FLAGS)
80-82	Y W/ALUM WHL (N90)	474312	4	7.85	CAP, HUB (BOW-TIE)
82	YY07	14035679	4	30.50	CAP, HUB
53-55	Y	3716754	4	74.50	COVER, W/SIMULATED SPINNER
66	Y	3964518	4	40.50	COVER, W/ORNAMENT
67	Y W/15 X 6L ALUM WHL	3910731	4	46.25	COVER,
68-74	Y	3923630	4	78.00	COVER (15" WHEEL) (CONVEX ORNAMENT)

5.871 EMBLEM-HUB-INSERT-ORNAMENT-RETAINER-RING-SCREW, Wheel Cover Appearance

64-66	Y W/KNOCK OFF WHLS	3853825	4	28.00	EMBLEM, WHL LK NUT
78	Y W/CAST ALUM, Z78	331432	4	1.80	EMBLEM, HUB CAP
80-81	Y W/AL WHL (N90)	14018398	4	5.45	EMBLEM, HUB CAP
68-74	Y	3923631	4	28.75	HUB, WHL CVR (CONVEX EMBLEM)
82	Y(O7)	14041923	4	16.00	INSERT, HUB CAP
82	Y87 W/ALUM WHL (N90)	14055921	4	5.05	INSERT, HUB CAP
56-62	Y	3964510	4	25.75	ORNAMENT (CROSS-FLAG) (CHEV CORVETTE)
63	Y (EXC. KNOCK-OFF WHLS.)	3964515	4	13.25	ORNAMENT,
65	Y (EXC. KNOCK-OFF WHLS.)	3964520	4	25.00	ORNAMENT,
66	Y (EXC. KNOCK-OFF WHLS.)	3964515	4	13.25	ORNAMENT,
67	Y W/DISC BRAKES (EXC. ALUM.)	3908762	4	7.00	ORNAMENT,
67	Y W/15 X 6L ALUM. WHL.	3908161	4	16.60	ORNAMENT,
74-75	Y	3925805	4	9.20	ORNAMENT,
76-80	Y (EXC CST AL WHL (YJ8) , AL WHL (N90)	3925805	4	9.20	ORNAMENT,
81-82	Y (EXC AL WHL (N90)	3925805	4	9.20	ORNAMENT,
67	Y W/15 X 6L ALUM. WHL.	3910734	5	13.55	RETAINER,
67	Y W/15 X 6JK WHL.	9796696	4	25.00	RING, WHL TR
68-81	Y W/RALLY WHL. (EXC. ALUM. WHLS)	3923626	4	21.75	RING, WHL TR
82	Y (EXC ALUM WHL(N90)	3923626	4	21.75	RING, WHL TRIM
53-82	Y	9431717	AR	.30	SCREW, WHL CVR ORNAMENT OR HUB (8.977)
67-82	Y W/DISC BRAKES (EXC. ALUM. WHL.)	3824195	16	.32	SCREW, WHL CVR ORNAMENT (8-18 X 9/16) (HEX. HD.-SPHERICAL FACE)

5.875 CAP-EXTENSION-STEM-VALVE, Tire Valve And Cover Lock

62-78	Y	3171598	AR	.45	CAP, VALVE
57-82	Y	9422872	AR	.81	EXTENSION, TIRE VALVE (1 1/2 O.L.)
58-82	Y	9422212	AR	.74	EXTENSION, TIRE VALVE (1 11/32 O.L.)
68-82	Y	9417745	4	.64	EXTENSION, TUBELESS TIRE VALVE STEM (7/8 O.L.)
55-62	Y	273232	5	2.30	STEM, TUBELESS TIRE, SNAP IN TYPE (1 5/8 O.L.)
57-78	Y	274083	AR	1.10	VALVE, TIRE (.453 HOLE, 1 1/4 LONG)
74-82	Y	9436977	AR	2.00	VALVE, TIRE (.453 HOLE 1/2 LONG)

5.880 INFLATER, Tire

66-77	Y	3891441	1	11.95	INFLATER,
-------	---	---------	---	-------	-----------

[illegible]



CHEVROLET CHASSIS GROUP 6.000

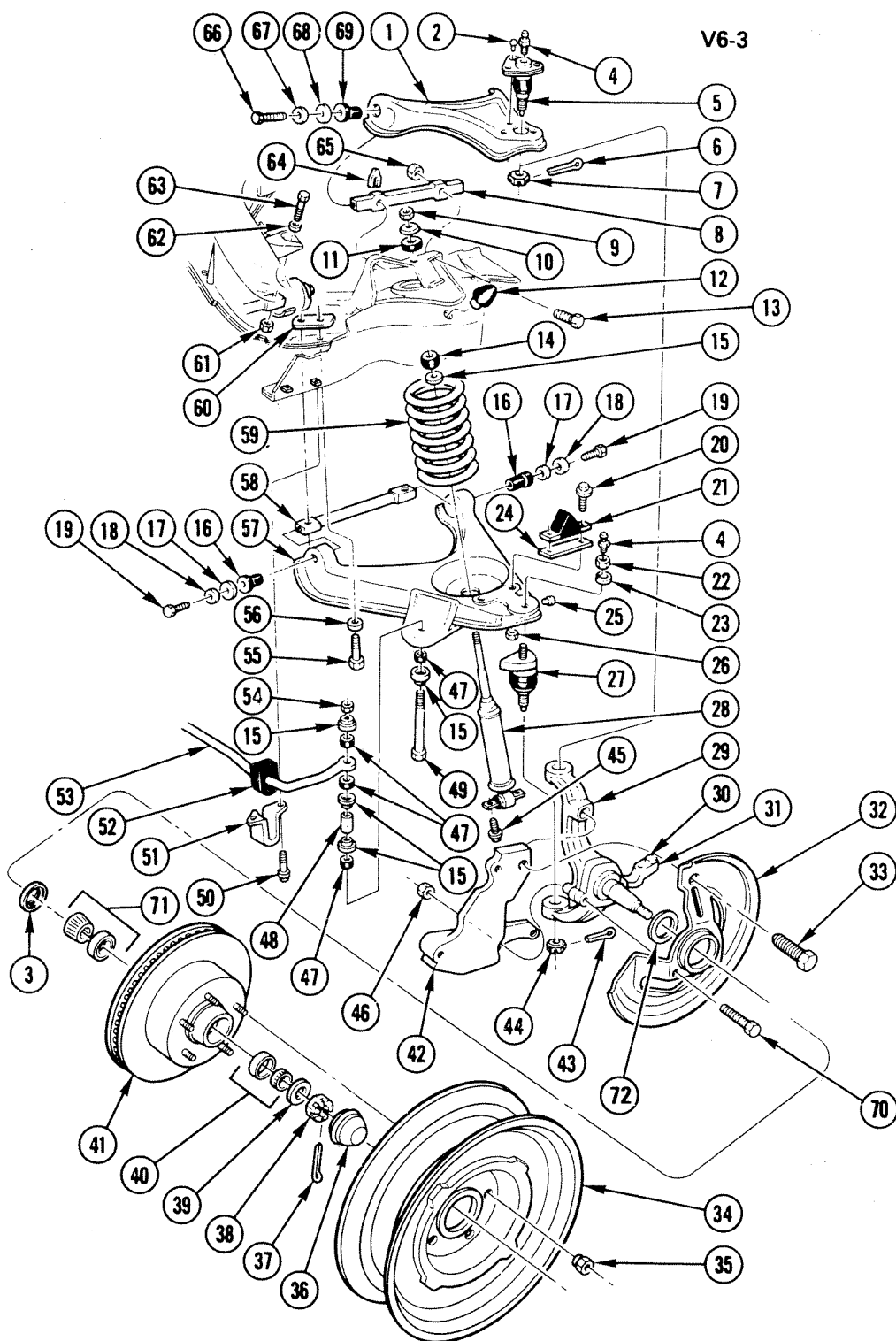


ILLUSTRATION INDEX

	TITLE	PAGE
1965-82	"Y" FRONT SUSPENSION	6-2
1969-82	"Y" STEERING COLUMN & STEERING LINKAGE	6-4
1968-76	"Y" STEERING COLUMN (EXCEPT TELE- SCOPING WHEEL)	6-6
1968-75	"Y" STEERING WHEEL AND HORN PARTS	6-7
1965-76	"Y" TELESCOPING STEERING SHAFT	6-8
1977-82	"Y" STEERING WHEEL & HORN PARTS	6-9
1967-68	STEERING COLUMN-STANDARD	6-10
1967-68	STEERING COLUMN (TILT WHEEL)	6-11
1969-73	STEERING COLUMN-STANDARD	6-12
1969-73	"Y" TILT & TILT TELESCOPE STEERING COLUMN	6-14
1974-80	"Y" STANDARD STEERING COLUMN	6-16
1974-82	"Y" TILT & TELESCOPE STEERING CO- LUMN	6-18
1963-73	"Y" POWER STEERING CONTROL VALVE	6-20
1963-82	POWER STEERING CYLINDER	6-21
1963-82	"Y" POWER STEERING CONTROL VALVE & ADAPTER	6-22
1968-82	"Y" POWER STEERING CYLINDER	6-23
1963-82	POWER STEERING PUMP	6-24
1963-69	"Y" POWER STEERING PUMP MOUNT- ING (327, 350)	6-25
1965-74	"Y" POWER STEERING PUMP MOUNT- ING (396, 427, 454)	6-26
1970-82	"Y" POWER STEERING PUMP MOUNT- ING (305, 350)	6-27
1963-82	"Y" STEERING GEAR	6-28

NOTES

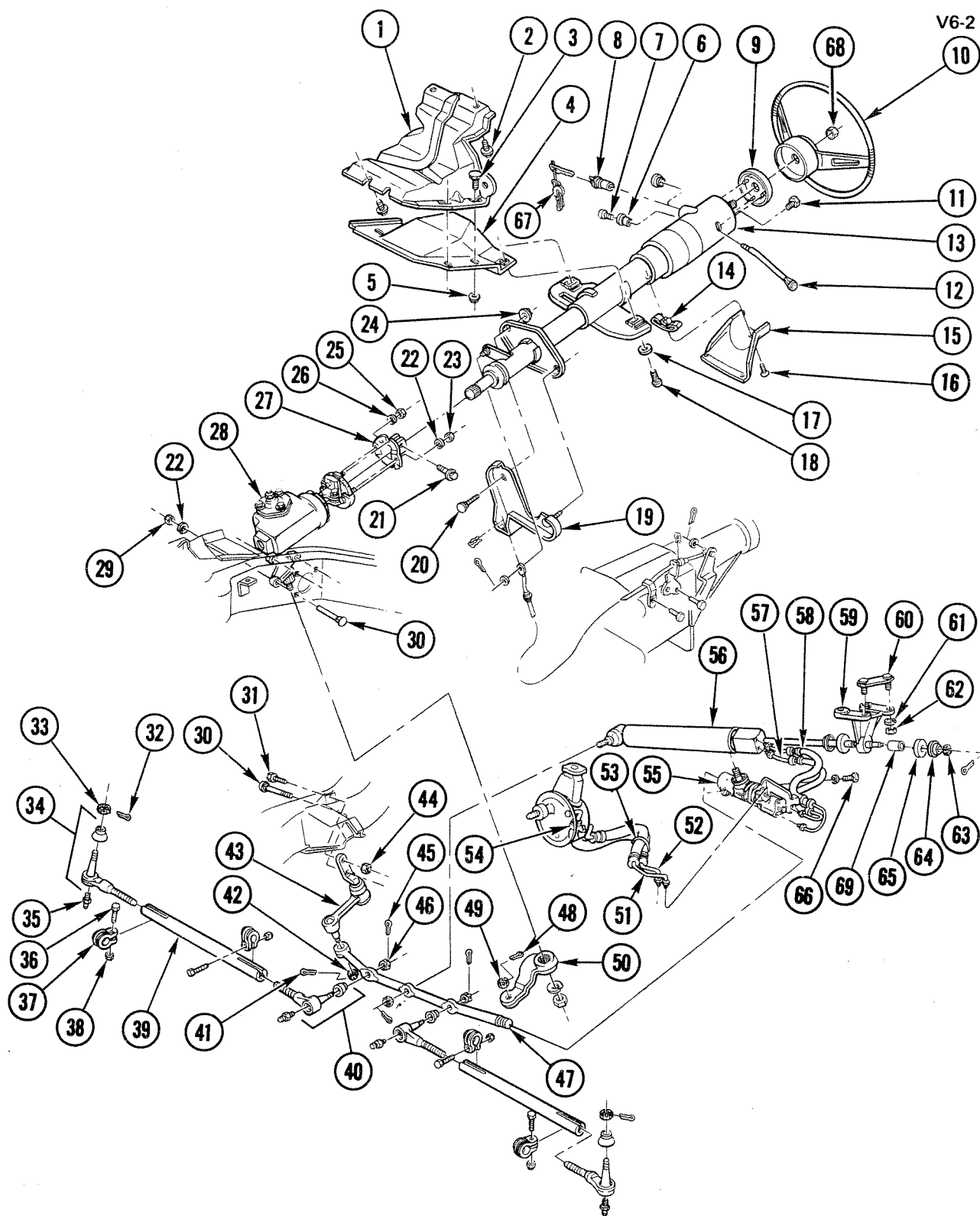
BLANK-12



1965-82 "Y" FRONT SUSPENSION

1965-82 "Y" FRONT SUSPENSION

1. ARM ASM, Upper Steering Knuckle . . .	6.168	37. PIN, Cotter (1/8" x 1 1/2")	8.938
2. RIVET (1/4" x 3/4")	8.967	38. NUT, Steering Knuckle Spindle (27/32"-20)	6.022
3. SEAL ASM, Frt Whl Brg	6.326	39. WASHER, Steering Knuckle Spindle (1 13/32" OD)	6.321
4. FITTING (1/4"-28)	8.984	40. BEARING ASM, Frt Wheel Outer	6.313
5. STUD UNIT, Upper Ball Replacement . .	6.164	41. DISC, Front Wheel Brake	5.809
6. PIN, Cotter (1/8" x 1")	8.938	42. BRACKET, Caliper Adapter	5.001
7. NUT (1/2"-20)	8.917	43. PIN, Cotter (1/8" x 1)	8.938
8. SHAFT, Unit, Upper Control Arm	6.164	44. NUT (9/16"-18)	8.917
9. NUT (3/8"-14)	8.915	45. BOLT (5/16"-18 x 1")	8.900
10. WASHER, Frt Upr Abs (13/32" ID x 1 29/32" OD)	7.347	46. NUT (1/2"-20)	8.917
11. GROMMET, Frt Upr Abs Link	7.388	47. GROMMET, Stabilizer Link (Rubber 13/32" ID x 1 OD)	7.244
12. BUMPER, Upr Control Arm	6.176	48. SPACER, Bolt Grommet	7.240
13. BOLT, Upr Control Arm (7/16"-13 x 2 1/4")	6.178	49. BOLT, Frt Stab Shaft Link (5/16"-24 x 5 25/32")	7.240
14. GROMMET, Frt Absorber	N.S.	50. SCREW (5/16"-18 x 1 7/16")	7.242
15. RETAINER, Stab Link Grommet	7.389	51. BRACKET, Shaft Front, Rear Frame . . .	7.242
16. BUSHING, Lwr Control Arm (1 13/16" ID x 23/32" OD)	6.170	52. BUSHING, Shaft Front Frame	7.243
17. RETAINER, Bushing (7/16" ID x 1 13/16" OD)	6.170	53. SHAFT, Stabilizer Front	7.241
18. WASHER (7/16" x 51/64" x 5/32") . . .	8.931	54. NUT, Stabilizer Link (5/16"-24)	7.238
19. BOLT (7/16"-20 x 1 1/8")	8.900	55. BOLT, Strg Knu Lwr Arm (7/16"-20 x 1 3/4")	N.S.
20. SCREW (5/16"-18 x 1")	8.977	56. WASHER, (7/16" x 51/64" x 5/32") . .	8.931
21. BUMPER, Lwr Control Arm	6.176	57. ARM ASM, Lower Steering Knuckle . .	6.168
22. NUT (1/2"-20)	N.S.	58. SHAFT, Unit, Lower Control Arm	6.169
23. WASHER (1/2" x 7/8")	8.931	59. SPRING ASM, Front	7.412
24. SPACER, Lwr Control Arm Bumper . . .	6.176	60. NUT, Lower Arm (7/16"-20)	6.172
25. RIVET, Strg Knu Lwr Control Arm (5/16"-1")	N.S.	61. NUT (9/16"-18)	8.917
26. NUT (5/16"-18)	8.915	62. WASHER, Lower Arm (37/64")	6.172
27. STUD UNIT, Lower Ball Replacement . .	6.174	63. BOLT (9/16"-18 x 2 5/32")	N.S.
28. ABSORBER, Front	7.345	64. SHIM, Upper Arm (7/16")	6.178
29. KNUCKLE ASM, Steering	6.020	65. NUT (7/16"-14)	8.917
30. RIVET, Strg Knu Arm Rr Hole Plug (Part of #32)	N.S.	66. BOLT (3/8"-24 x 7/8")	8.900
31. ARM KIT, Steering Knuckle	6.103	67. WASHER (3/8")	8.931
32. SHIELD, Front Disc Splash	5.002	68. RETAINER, (Hole 3/8" ID)	6.163
33. BOLT, Frt Caliper Adapter Brkt (11/16"-16 x 7/8")	5.002	69. BUSHING, Upper Cont Arm (1 1/2" OD x 1 1/2" OL)	6.164
34. WHEEL ASM, Front	5.803	70. BOLT (11/16"-16 x 7/8")	5.002
35. NUT, Wheel Hub Bolt (7/16"-20)	5.813	71. BEARING ASM, Inner	6.311
36. GREASE CAP, Frt Wheel Bearing (2 5/64" OD)	6.330	72. GASKET, Splash Shield	5.002

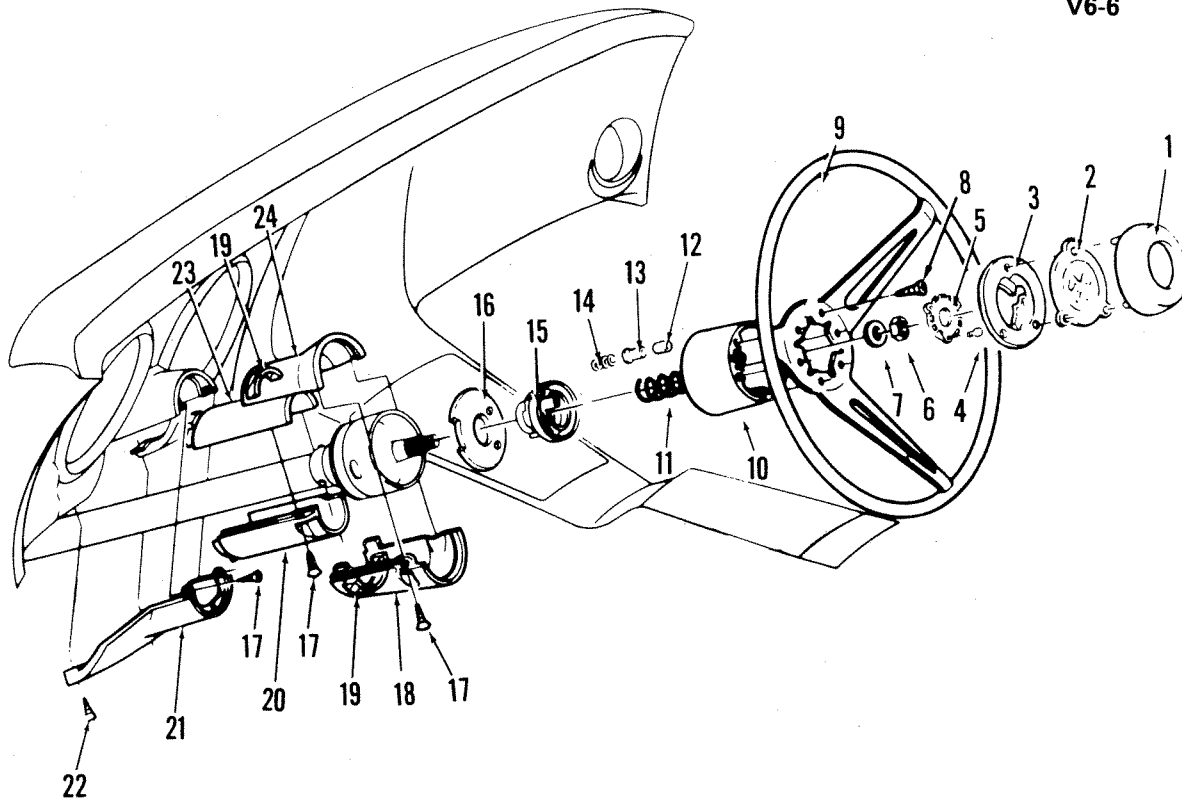


V6-2

1969-82 "Y" STEERING COLUMN & STEERING LINKAGE

1969-82 "Y" STEERING COLUMN & STEERING LINKAGE

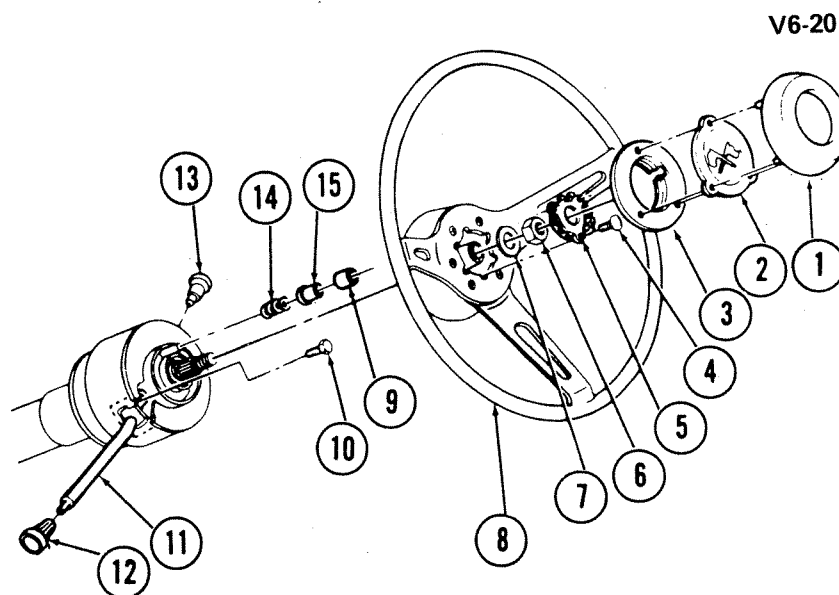
1. BRACKET, Strg Column Supt	6.760
2. SCREW ASM, Strg Col Supt Brkt (5/16"-18 x 1")	N.S.
3. BOLT, Strg Col Supt Brkt (5/16"-18 x 7/8")	N.S.
4. SUPPORT ASM, Strg Column	6.760
5. NUT (5/16"-18)	8.917
6. KNOB ASM, Traffic Hazard Warning	2.575
7. SCREW, Knob to Strg Column	8.909
8. CYLINDER KIT, Ignition	2.188
9. COVER, Strg Col Shift Lk	6.500
10. WHEEL ASM, Steering	6.513
11. SCREW (#8-32 x 5/8")	8.977
12. LEVER, W/Knob, Direct Signal Lamp	2.897
13. COLUMN ASM, Steering	6.518
14. RETAINER, Trans Cont Shaft	2.698
15. COVER, I/P Lwr Strg Column (Paint to Match)	6.518
16. SCREW, I/P Lwr Strg Col Cvr (#8-18 x 1/2")	9.262
17. WASHER, Strg Col Supt	N.S.
18. BOLT (3/8"-16 x 1")	8.900
19. BRACKET ASM, Trans Cont Lk	4.070
20. BOLT (5/16"-18 x 1 1/2")	N.S.
21. BOLT, Steering Shaft "U" Joint (3/8"-24 x 1 7/32")	6.525
22. WASHER (3/8" x 43/64")	8.931
23. NUT (3/8"-24)	8.915
24. NUT (5/16"-18)	8.917
25. NUT (3/8"-24)	8.915
26. WASHER (3/8" x 43/64")	8.931
27. FLANGE, Steering Gear Shaft Up	6.525
28. GEAR ASM, Steering	6.508
29. NUT (3/8"-24)	8.915
30. BOLT, Strg Gear to Frame (3/8"-24 x 4 1/2")	6.509
31. BOLT, Strg Relay & Tie Rod to Frame (3/8"-24 x 1 1/8")	N.S.
32. PIN (3/32" x 1")	8.938
33. NUT, Strg Relay & Tie Rod to Strg Knu (7/16"-20)	N.S.
34. END ASM, Tie Rod Outer	6.233
35. FITTING, Lubricant	8.984
36. BOLT (5/16"-18 x 1 1/4")	8.900
37. CLAMP, Tie Rod	6.234
38. NUT (5/16"-18)	8.917
39. SLEEVE KIT, Frt Axle Tie Rod	6.232
40. END ASM, Tie Rod Inner	6.233
41. PIN (3/32" x 1")	8.938
42. NUT (1/2"-20)	8.917
43. LEVER ASM, Steering Idler	6.895
44. NUT (3/8"-24)	8.917
45. PIN, Cotter (3/32" x 3/4")	8.938
46. NUT (7/16"-20)	8.917
47. ROD ASM, Steering Relay	6.870
48. PIN (1/8"-1)	8.938
49. NUT (1/2"-20)	8.915
50. ARM, Pitman	6.859
51. HOSE, Pump to Control Valve Inlet	6.670
52. HOSE, Pump to Control Valve Outlet	6.671
53. CLAMP, Strg to Gear Inlet & Outlet	6.672
54. CLAMP, Hyd Strg Pump to Cont Valve Outlet Hose	6.672
55. VALVE, Strg Gear Hyd W/Adapter	6.550
56. CYLINDER KIT, Strg Gear Hyd (23-5/64" OL)	6.576
57. PIPE, Strg Cont Valve to Extend Cyl	6.670
58. PIPE, Strg Cont Valve to Retract Cyl	6.670
59. BRACKET, Frame Hyd Strg Cyl	6.575
60. REINFORCEMENT, Frame Brkt	6.575
61. WASHER (5/16"-19/32")	8.931
62. NUT (5/16"-18)	8.915
63. NUT, Frame Brkt (3/8"-24)	6.575
64. WASHER, Hyd Strg Cyl to Frame	6.581
65. GROMMET, Hyd Strg Cyl to Frame Brkt	6.581
66. BOLT, Hex (3/8"-16 x 1 1/2")	8.900
67. KEY, Blank	2.187
68. NUT, Hex (9/16"-18)	8.916
69. SPACER, Hyd Strg Cyl to Frame Brkt	6.581



V6-6

1968-76 "Y" STEERING COLUMN (EXCEPT TELESCOPING WHEEL)

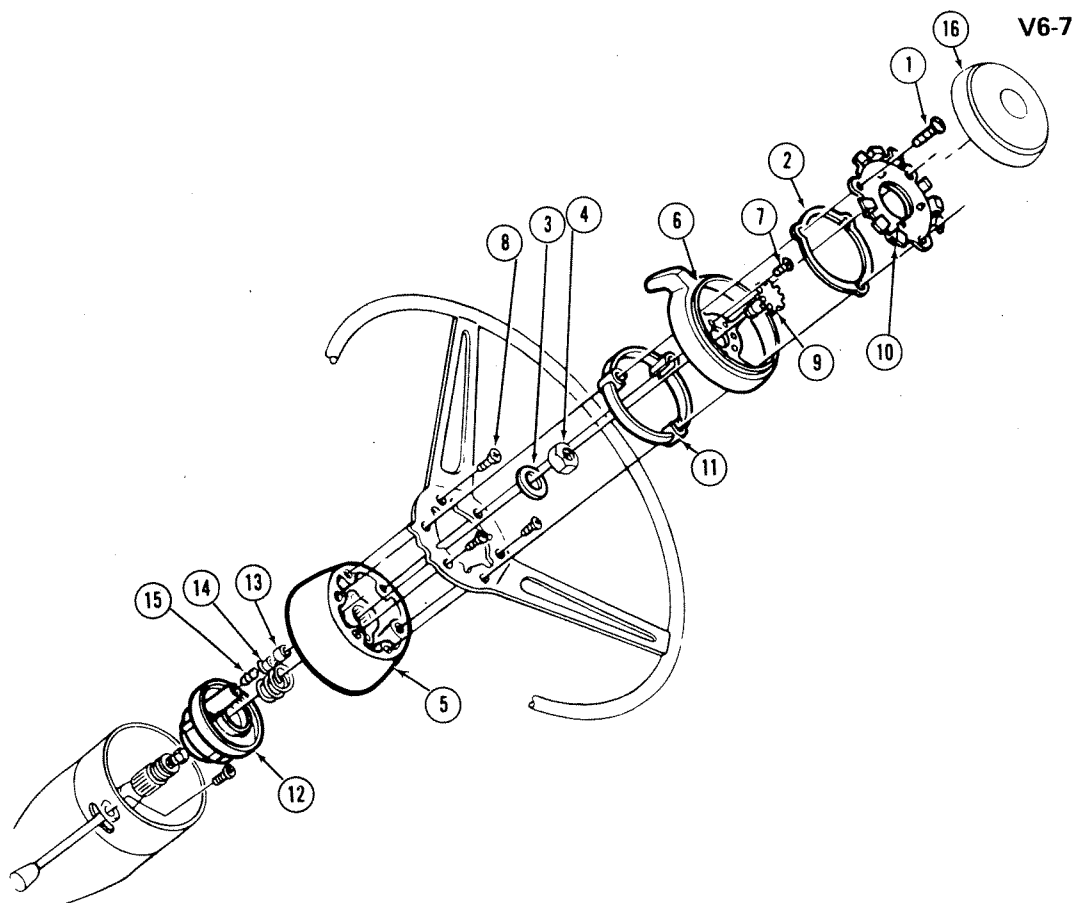
1. CAP, Horn	2.820
2. EMBLEM, Button Cap	2.820
3. RETAINER, Cap	2.820
4. SCREW (#8-32 x 5/8")	8.913
5. CONTACT ASM, Horn	2.819
6. NUT (1/2"-20)	8.916
7. WASHER (19/32" ID x 15/16" OD)	6.515
8. SCREW (#10-24 x 3/4")	8.908
9. WHEEL, Steering	6.513
10. HUB ASM, Steering Whl Hub	6.512
11. SPRING, Upper	6.521
12. INSULATOR, Contact	2.819
13. CONTACT, W/Eyelet & Spring	2.819
14. SPRING, Horn Contact	2.819
15. CAM ASM, Strg Column	2.896
16. COVER, Switch	2.906
17. SCREW (#6-20 x 1/2")	8.977
18. COVER, Lower	6.518
19. SEAL	6.519
20. EXTENSION, Lower	6.512
21. COVER, Inst Panel	6.518
22. SCREW ASM, (#8-18 x 1")	8.977
23. EXTENSION, Upper	6.518
24. COVER, Upper	6.518



V6-20

1968-75 "Y" STEERING WHEEL AND HORN PARTS

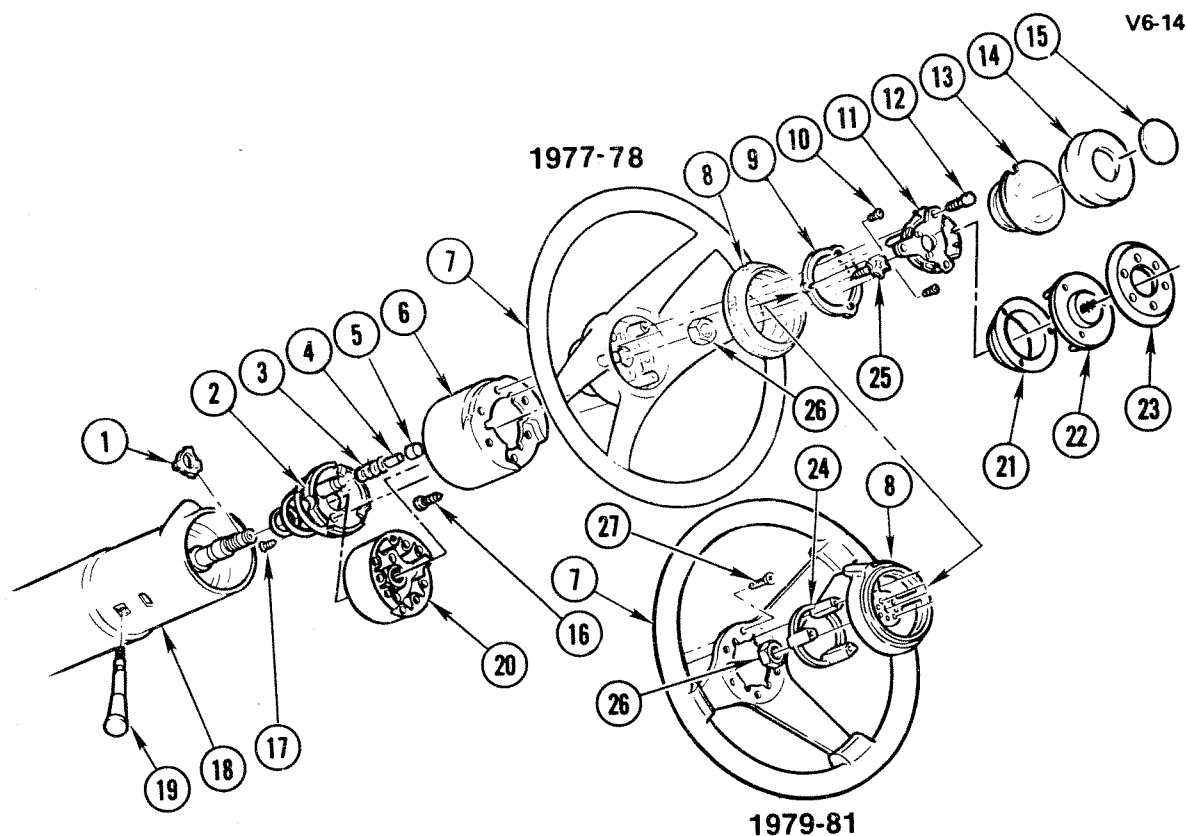
1. CAP ASM	2.820
2. EMBLEM	N.S.
3. RETAINER	N.S.
4. SCREW (#8-32 x 5/8")	8.913
5. CONTACT ASM	2.819
6. NUT	8.916
7. WASHER	6.515
8. WHEEL ASM	6.513
9. INSULATOR	2.819
10. SCREW (#8-32 x 5/8")	8.977
11. LEVER	2.897
12. KNOB	N.S.
13. KNOB ASM	2.575
14. SPRING	N.S.
15. CONTACT UNIT	2.819



V6-7

1965-76 "Y" TELESCOPING STEERING SHAFT

1. SCREW, Horn Contact	2.819
2. SHIM, Horn	2.810
3. WASHER, Steering Wheel	6.515
4. NUT	8.916
5. HUB ASM, Steering Wheel	6.512
6. LEVER, Steering Column	6.514
7. SCREW (#10-32 x 1/2")	8.900
8. SCREW	8.908
9. SCREW	6.514
10. CONTACT ASM, Horn	2.819
11. SPACER	6.514
12. CAM ASM	2.896
13. INSULATOR, Contact	2.819
14. CONTACT, W/Eyelet & Spring	2.819
15. SPRING	2.819
16. CAP, Horn	2.820

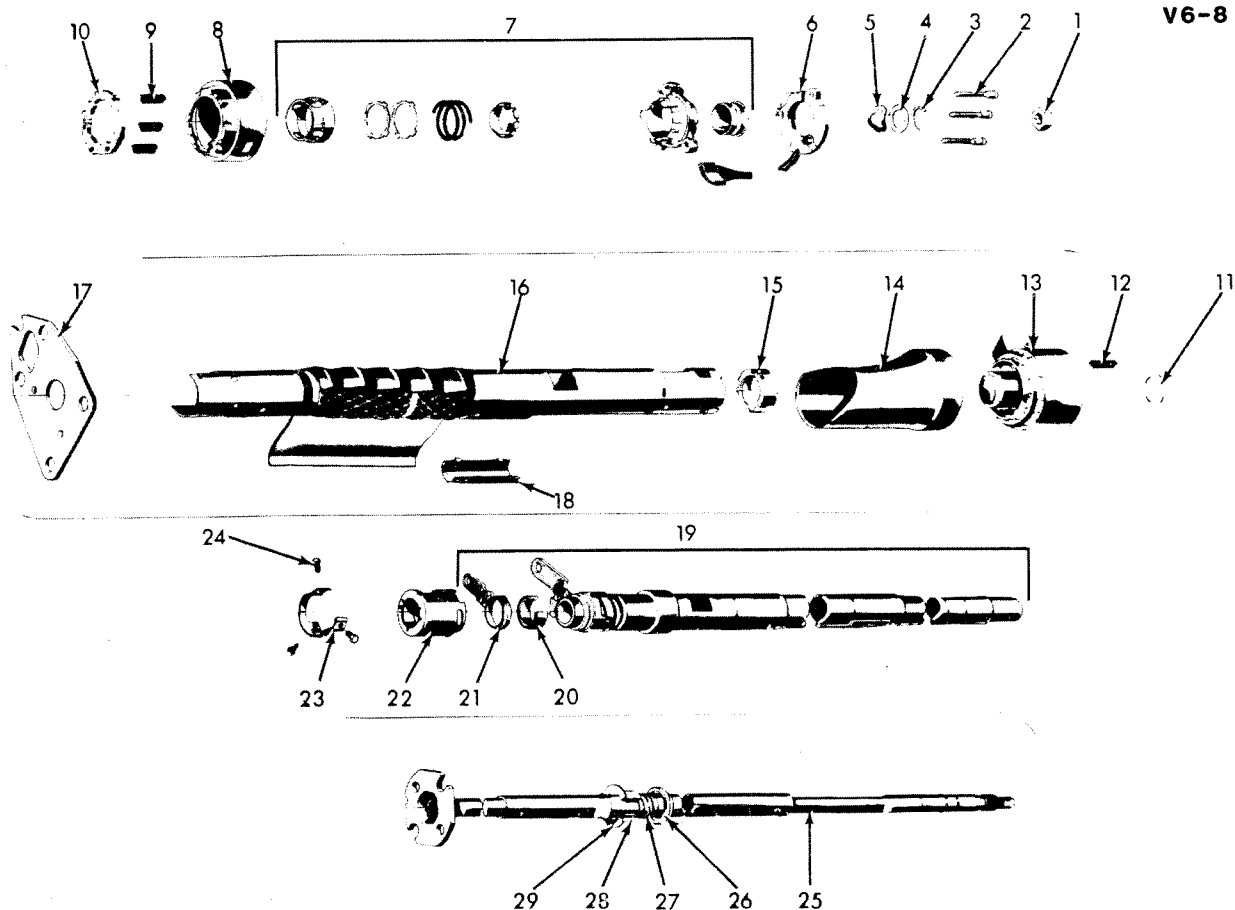


V6-14

1977-82 "Y" STEERING WHEEL & HORN PARTS

1. RETAINER, Steering Wheel	6.515
2. CONTACT, Horn Button & Blowing Ring Lower	2.819
3. SPRING, Horn Contact	2.819
4. CONTACT, W/Eyelet	2.819
5. INSULATOR, Contact	2.819
6. EXTENSION, Steering Wheel W/N37	6.512
7. WHEEL ASM, Steering	6.513
8. LEVER, Steering Column Lock W/N37	6.514
9. SHIM, Horn W/N37	2.810
10. SCREW, W/N37 (#8-10 x 1/4")	8.977
11. CONTACT, Horn Button & Blowing Ring Upper (W/N37)	2.819
12. SCREW (#8-32 x 13/32")	8.913
13. RETAINER, Horn Button Cap (Exc N37)	2.819
14. CAP, Horn Blowing (Exc N37)	2.820
15. EMBLEM, Button Cap (Exc N37)	2.820
16. SCREW (#8-18 x 1/2")	8.977
17. SCREW (#10-32 x 3/8")	8.908
18. COLUMN ASM, Steering	6.518
19. LEVER, W/Knob Steering Wheel Release	6.514
20. HUB ASM (W/N37)	6.512
21. RETAINER, Horn Button Cap (W/N37)	2.820
22. EMBLEM, Horn Button Cap (W/N37)	2.820
23. CAP, Horn Button (W/N37)	2.820
24. SPACER, Steering Column	6.514
25. SCREW, Lock Knob	6.514
26. NUT (M14 x 1.5)	8.915
27. SCREW (#10-24 x .75)	8.909

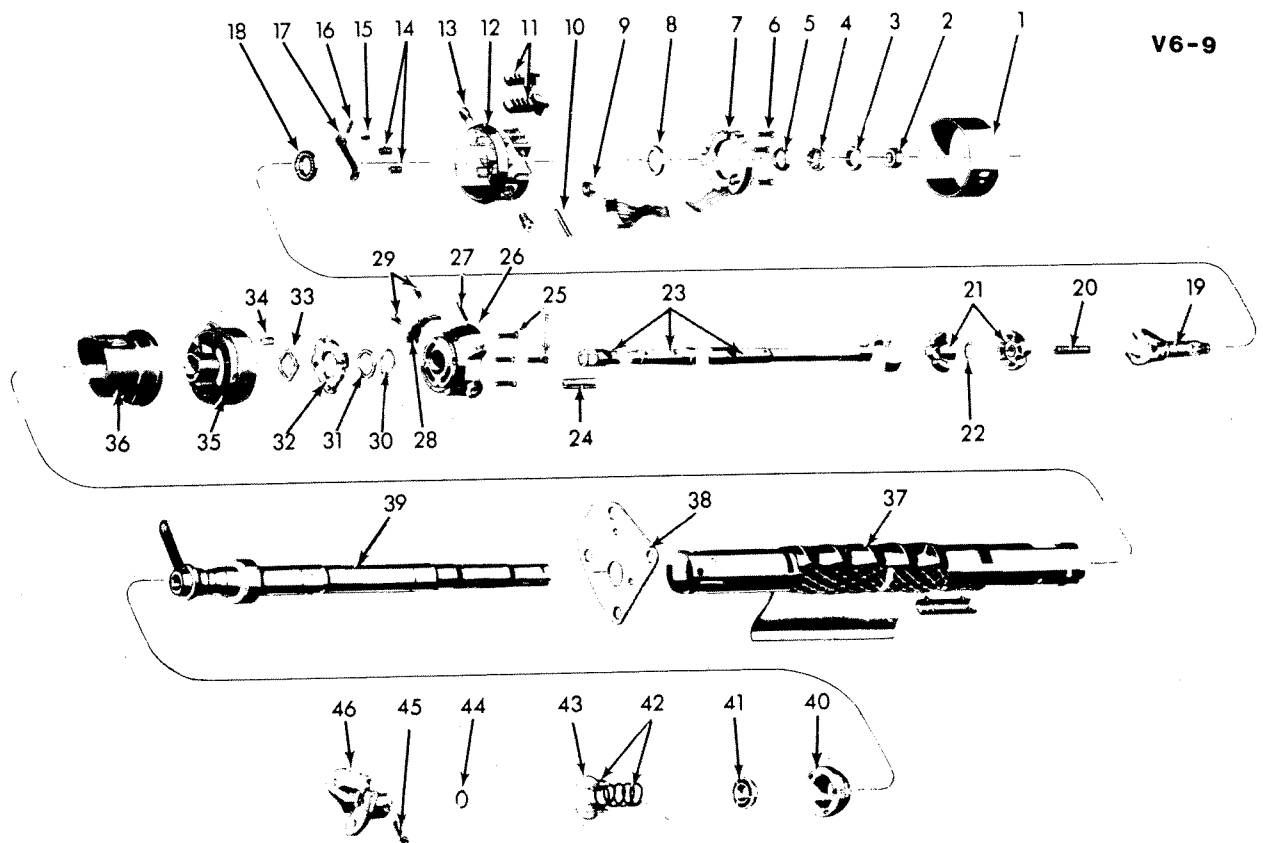
V6-8



V6-8

1967-68 STEERING COLUMN-STANDARD

1. NUT (1/2"-20)	8.921	15. BEARING	6.521
2. SCREW	2.895	16. JACKET ASM	6.518
3. RING	6.521	17. SEAL	6.758
4. WASHER, Thrust	6.521	18. COVER	2.906
5. WASHER, Wave	6.521	19. TUBE ASM	4.025
6. SWITCH ASM	2.895	20. SPACER	6.521
7. HOUSING	6.518	21. LEVER	4.030
8. COVER	2.906	22. ADAPTER	6.521
9. SPRING	2.896	23. RING	4.027
10. PLATE	6.514	24. BOLT	6.525
11. WASHER	6.521	25. SHAFT ASM	6.524
12. SPRING	4.008	26. BEARING	6.521
13. HOUSING	4.010	27. SPRING	6.521
14. COVER	6.518	28. Part of Sleeve Unit	N.S.
		29. Part of Sleeve Unit	N.S.



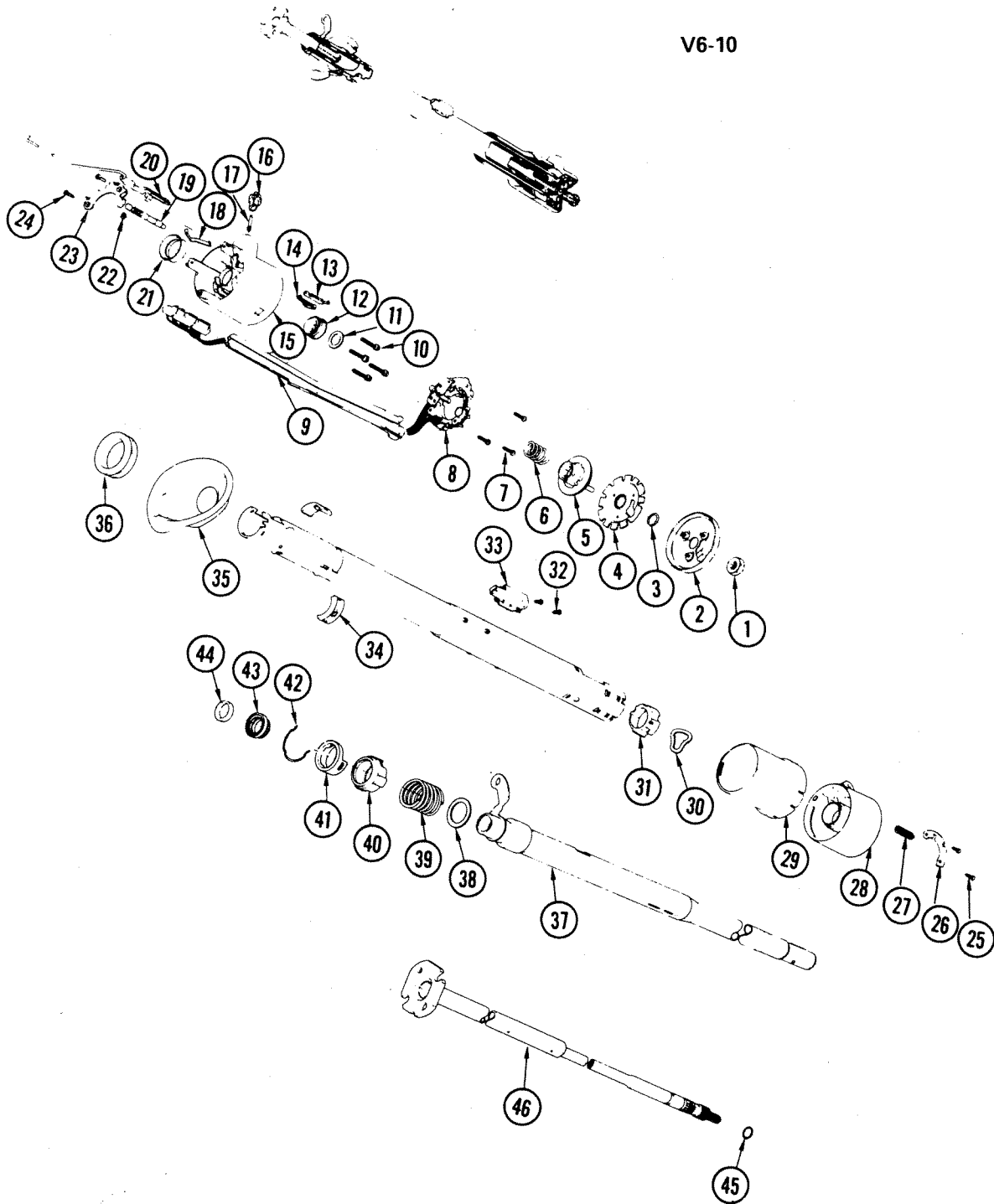
V6-9

V6-9

1967-68 STEERING COLUMN (TILT WHEEL)

1. HOUSING	8.921	24. SPRING	6.514
2. NUT (1/2"-20)	6.515	25. SCREW	6.514
3. NUT	8.917	26. SUPPORT ASM	6.514
4. SEAT	6.521	27. PIN	6.514
5. RACE	6.521	28. PLATE	6.514
6. SCREW	2.895	29. SCREW	6.514
7. SWITCH ASM	2.895	30. RING	6.521
8. BEARING ASM	6.521	31. WASHER	6.521
9. RETAINER	6.514	32. PLATE	6.514
10. PIN, Dowel	6.514	33. WASHER	6.521
11. SHOE	6.514	34. SPRING	4.008
12. HOUSING ASM	6.518	35. HOUSING	4.010
13. PIN, Pivot	6.514	36. EXTENSION	6.512
14. SPRING	6.514	37. JACKET ASM	6.518
15. SPRING	6.514	38. SEAL	6.758
16. PIN	6.514	39. TUBE ASM	4.025
17. LEVER	6.514	40. ADAPTER	6.521
18. BEARING ASM	6.521	41. BEARING	6.521
19. SHAFT	6.524	42. SPRING, Unit	6.521
20. SPRING	6.514	43. WASHER	6.521
21. SPHERE	6.514	44. RING	8.934
22. WASHER	6.525	45. BOLT	8.900
23. SHAFT ASM	6.524	46. FLANGE	6.525

V6-10



V6-10

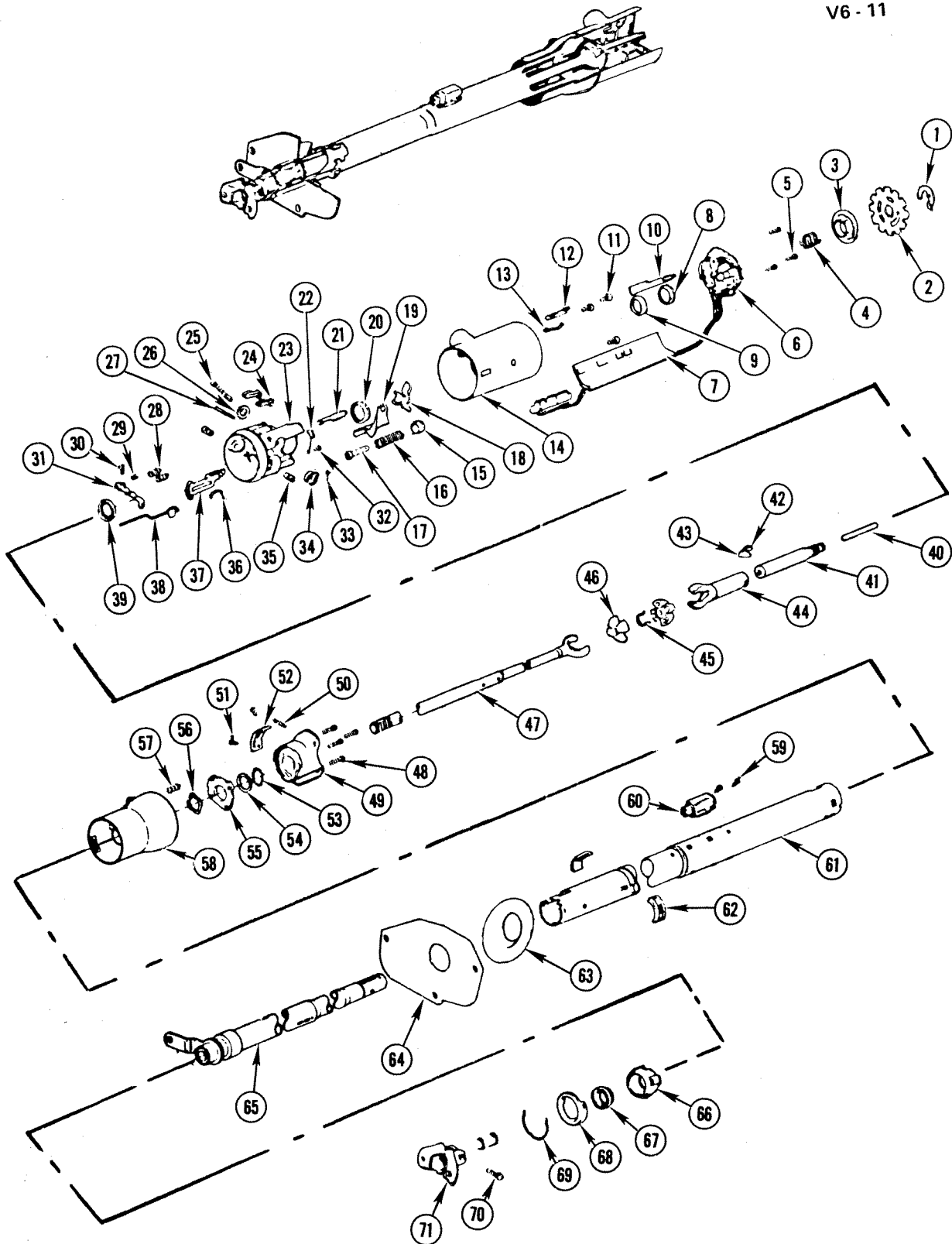
1969-73 STEERING COLUMN-STANDARD

1969-73 STEERING COLUMN-STANDARD

1. NUT	N.S.
2. COVER, Steering Shaft Lock Plate	6.500
3. RETAINER, Shaft Lock Plate	6.521
4. PLATE, Shaft Locking	6.500
5. CAM, Directional Signal Lamp	2.896
6. SPRING, Cancel Cam	2.896
7. SCREW, Signal Switch Mtg	2.895
8. SWITCH, Directional Signal	2.895
9. COVER, Signal Switch & Horn Wire	2.906
10. SCREW	8.908
11. WASHER, Upper Retainer Ring Thrust	4.012
12. BEARING ASM, Upper Shaft	6.521
13. SWITCH ASM, Ignition Key Warning Buzzer	2.195
14. CLIP, Ignition Key Warning Buzzer Switch	2.195
15. COVER, Steering Column	2.906
16. SECTOR, Ignition Switch Actuator	2.195
17. SHAFT, Ignition Switch Actuator Sector	2.195
18. SPRING, Ignition Switch Rack Preload	2.195
19. BOLT, W/Spring	6.500
20. ROD ASM, W/Rack, Ign Switch Actuator	6.500
21. CUP, Turn Signal Switch Housing Thrust	2.906
22. WASHER, Spring Thrust	6.500
23. PLATE, Steering Column Gear Shift Lever Detent	2.195
24. SCREW	8.908
25. SCREW	8.908
26. PLATE, Steering Column Shift Tube Lock	4.010
27. SPRING, Shift Tube Thrust	4.027
28. HOUSING, Steering Column Gear Shift Lever	4.010
29. SHROUD	N.S.
30. WASHER, Steering Column Shift Lever Housing Bearing Wave	4.012
31. BEARING, Steering Column Jacket Asm Bowl Lever	6.521
32. SCREW	2.188
33. SWITCH, Ignition	2.188
34. GROMMET, Lamp	2.698
35. COLLAR, Steering Column	6.758
36. SEAL	6.758
37. TUBE	4.025
38. WASHER, Spring Thrust	6.500
39. SPRING, Shift Tube Thrust	4.027
40. ADAPTER, Lower Bearing	6.521
41. REINFORCEMENT, Lower Bearing Adapter	6.521
42. RETAINER, Lower Bearing Adapter	6.521
43. BEARING ASM, Lower Shaft	6.521
44. SPACER, Lower Bearing	6.521
45. RING, Lock Plate Retaining	6.521
46. SHAFT	6.524



V6 - 11



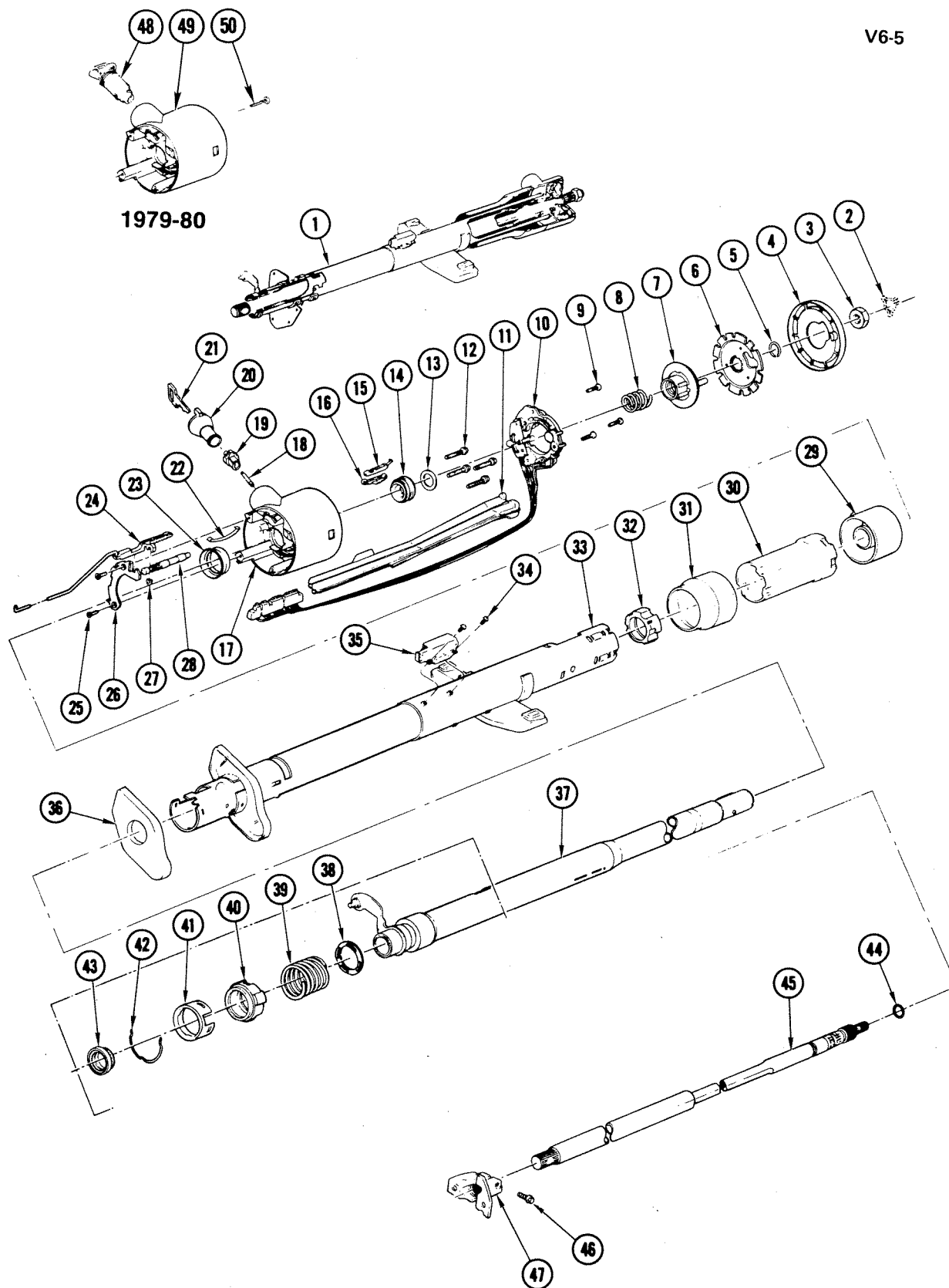
V6-11

1969-73 "Y" TILT & TILT TELESCOPE STEERING COLUMN

1969-73 "Y" TILT & TILT TELESCOPE STEERING COLUMN

1. RING, Carrier Locking	2.819	34. SECTOR	2.195
2. PLATE ASM, Shaft Lock	6.500	35. PIN, Pivot	6.514
3. CARRIER ASM, Contact	2.819	36. SPRING, Ignition Switch Rack Preload	2.195
4. SPRING, Cancel Cam	2.896	37. RACK, Ignition Switch Actuator	2.195
5. SCREW, Signal Switch Mounting	2.895	38. ROD ASM, Ignition Switch Actuator	2.195
6. SWITCH ASM, Dir Signal & Traffic Hazard	2.895	39. BEARING	6.521
7. COVER	2.906	40. ROD, Steering Shaft Locking	6.514
8. SEAT, Upper Bearing Preload	6.521	41. SHAFT ASM, Upper & Lower Steering	6.524
9. RACE, Upper Shaft Lower Bearing	6.521	42. BUMPER, Steering Shaft Lock Knob	6.514
10. LEVER, Part of #6 Switch Asm	N.S.	43. WEDGE, Column Locking	6.514
11. SCREW	8.906	44. YOKE, Part of #41 Shaft Asm	N.S.
12. SWITCH ASM, Steering Column Ignition Key Warning Buzzer	2.195	45. SPRING, Shaft Center Sphere	6.521
13. CLIP, Ignition Key Warning Buzzer Switch	2.195	46. SPHERE, Shaft Center	6.514
14. COVER ASM, W/Lock	2.906	47. SHAFT	6.524
15. RETAINER, Spring	6.514	48. SCREW, Steering Column Support	6.514
16. SPRING, Tilt Wheel	6.521	49. SUPPORT ASM, Turn Signal Housing	6.514
17. GUIDE, Tilt Spring	6.514	50. PIN	6.514
18. SHIELD, Tilt Lever Opening	6.514	51. SCREW	8.906
19. SHIELD, Sig Lever Opening	2.906	52. GATE, Gearshift Lever	4.027
20. BEARING, Upr Steering Shaft Lwr	6.521	53. RING, Support Retainer	4.027
21. BOLT, Shaft Lock	6.500	54. WASHER, Support Thrust	4.012
22. SPRING, Steering Shaft Lock Bolt	6.500	55. PLATE, Support Lock	6.514
23. HOUSING, Steering Shaft Bearing	6.518	56. WASHER, Support Wave	4.012
24. SHOE, Lock (3-4 Position)	6.514	57. SPRING, Gearshift Lever	4.008
25. SHAFT, Ignition Switch Sector Door	2.195	58. HOUSING, Gearshift Lever	4.010
26. WASHER, Ignition Switch Sector Door Shaft	2.195	59. SCREW, Ignition Switch	2.188
27. PIN, Strg Column, Tilt Lock Shoe Retainer	6.514	60. SWITCH ASM, Ignition	2.188
28. SPRING, Shoe Release	6.514	61. JACKET ASM	6.518
29. SPRING, Tilt	6.514	62. GROMMET, Lamp	2.698
30. PIN, Shoe Release Lever	6.514	63. GROMMET, Jacket	6.758
31. LEVER, Shoe Release	6.514	64. SEAL, Steering Column Dash	6.758
32. SCREW, Steering Shaft Lock Bolt Spring	6.500	65. TUBE ASM, Steering Column Shifter	4.025
33. RETAINER, Ignition Switch Actuator Sector	2.195	66. ADAPTER, Lower Bearing	6.521
		67. BEARING, Lower Shift Tube	6.521
		68. REINFORCEMENT, Lower Bearing Adapter	6.521
		69. RETAINER, Lower Bearing Adapter	6.521
		70. BOLT, Flange	6.525
		71. FLANGE ASM	6.525

V6-5



1979-80

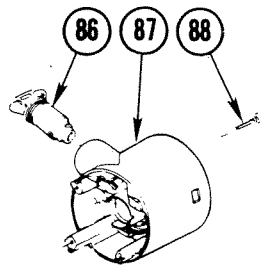
V6-5

1974-80 "Y" STANDARD STEERING COLUMN

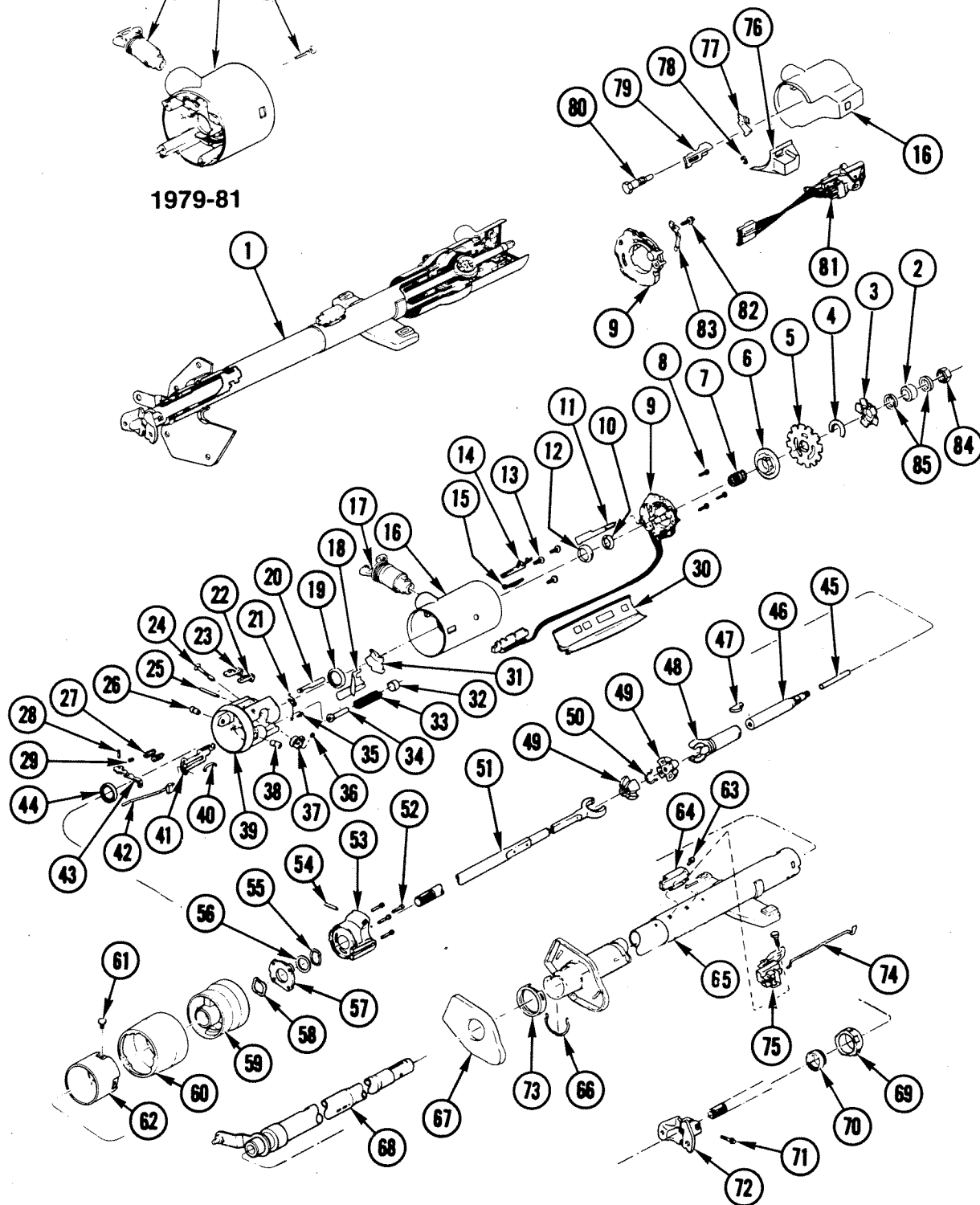
1974-80 "Y" STANDARD STEERING COLUMN

1. COLUMN ASM, Strg	6.518
2. RETAINER, Up'r Shaft	6.515
3. NUT (9/16"-18)	8.915
4. COVER, Shaft Lock Plate	6.500
5. RING, Carrier Locking	2.819
6. PLATE, Shaft Lock	6.500
7. CAM CONVERSION KIT, Strg Col Turn Signal Cancel	2.896
8. SPRING, Strg Col Shaft Upper	6.521
9. SCREW, Sig Switch Mtg	2.895
10. SWITCH, Dir Sig & Traffic Hazard	2.895
11. COVER, Sig Switch & Horn Wire	2.906
12. SCREW, Up'r Brg Hsg Supt	N.S.
13. WASHER, Strg Shaft Upper Retainer Ring Thrust	4.012
14. BEARING ASM, Strg Upper Shaft	6.521
15. SWITCH ASM, Ign Key Warning Buzzer	2.195
16. CLIP, Ign Key Warning Buzzer Switch	2.195
17. COVER, Sig Switch & Horn Wire	2.906
18. SHAFT, Ign Switch Actuator Sector	2.195
19. SECTOR, Ign Switch Actuator	2.195
20. CYLINDER ASM, Ign	2.188
21. KEY, Ign	2.187
22. SPRING, Ign Switch Rack Preload	2.195
23. CUP, Strg Col Turn Signal Switch Housing Thrust	2.906
24. ROD ASM, W/Rack, Ign Switch Actuator	2.195
25. SCREW, Sig Switch Hsg	2.906
26. GATE, Shift Lvr	4.027
27. WASHER, Spring Retainer	6.500
28. BOLT, W/Spring Shaft Lock	6.500
29. HOUSING, Strg Col Trans Control Lock Tube	4.010
30. SHROUD	4.010
31. COVER, Trans Lock Tube Housing	6.518
32. BEARING ASM, Bowl Lever	6.521
33. JACKET ASM, Strg Column	6.518
34. SCREW, Ign Switch	N.S.
35. SWITCH, Ignition	2.188
36. SEAL, Strg Column to Dash	6.758
37. TUBE ASM, Strg Col	4.025
38. WASHER, Shift Tube Thrust	4.027
39. SPRING, Shift Tube Thrust	4.027
40. ADAPTER, Lwr Brg	6.521
41. RETAINER, Lwr Brg Adapter	6.521
42. CLIP, Lower Brg	6.521
43. BEARING, Lwr Shift Tube	6.521
44. RING, Upper Ret	6.521
45. SHAFT ASM, Strg Col (37 11/16" Type A)	6.524
46. BOLT (3/8"-24 x 1 7/32")	6.525
47. FLANGE, Strg Shaft	6.525
48. LOCK, W/Key, Ignition	2.188
49. COVER ASM	2.906
50. SCREW, Lock Cyl Retaining	2.195

V6-4



1979-81

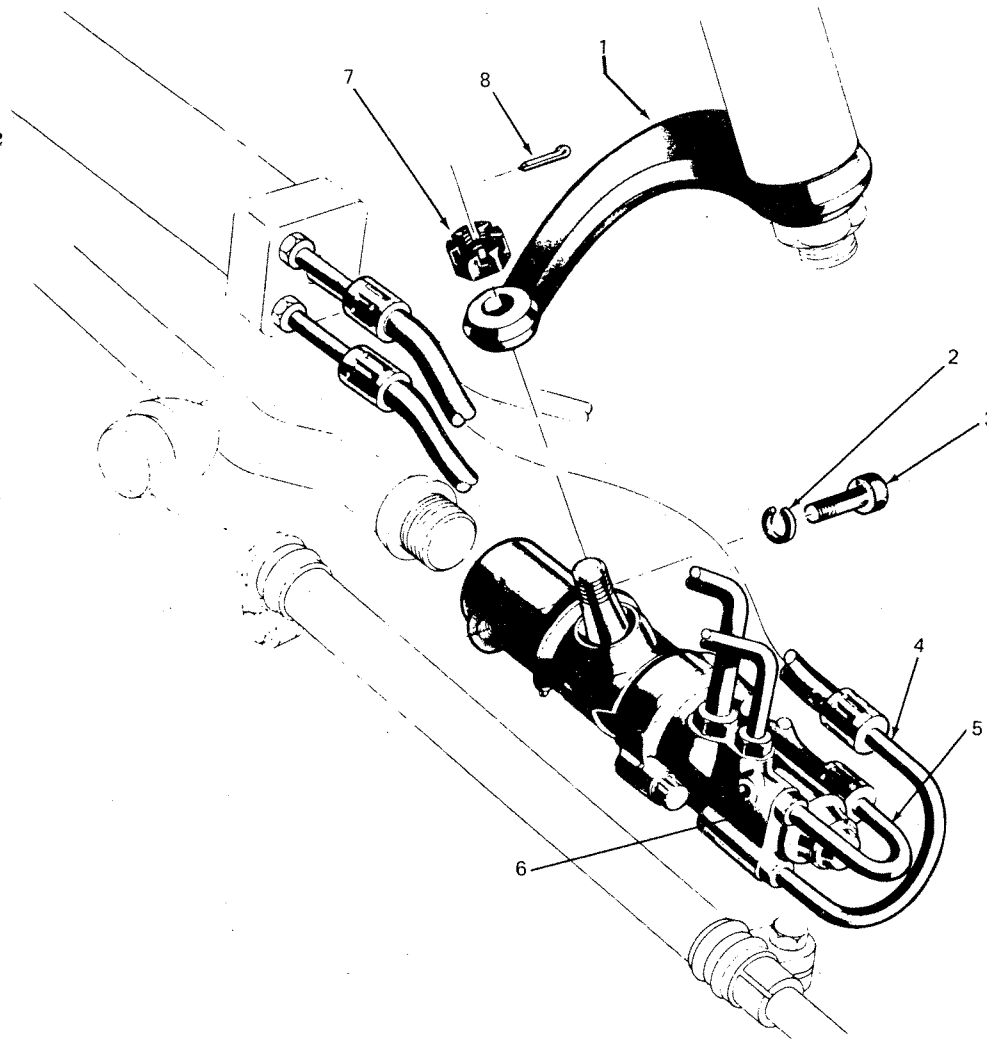


V6-4

1974-82 "Y" TILT & TELESCOPE STEERING COLUMN

1974-82 "Y" TILT & TELESCOPE STEERING COLUMN

1. COLUMN ASM, Strg	6.518	44. BEARING, Upr Strg Shaft Lower	6.521
2. BUMPER, Strg Column Retracted Strg Shift	6.514	45. ROD, Shaft Lock	6.514
3. RETAINER, Snap Ring Horn Contact Carrier	2.819	46. SHAFT, Upr Strg	6.524
4. RETAINER, Strg Whl Nut	6.515	47. WEDGE, Locking	6.514
5. PLATE ASM, Shaft Lock	6.500	48. YOKE ASM, Race & Strg Shaft	6.524
6. CARRIER ASM, Strg Col Horn Contact	2.819	49. SPHERE UNIT, Shaft Centering	6.514
7. SPRING, Upper	6.521	50. SPRING, Shoe Rel	6.514
8. SCREW, Sig Switch Mtg	2.895	51. SHAFT ASM, Upper & Lower Complete (31 17/32" Type E)	6.524
9. SWITCH, Dir Sig & Traffic Hazard	2.895	52. SCREW, Support	6.514
10. SEAT, Upper Strg Col Shaft, Upper Bearing Race	6.521	53. SUPPORT ASM, Housing	6.514
11. LEVER, Hazard Switch	2.575	54. PIN, Shoe Rel Lever	6.514
12. RACE, Upper Shaft Lower Bearing	6.521	55. RING, Support & Shaft Tube Retainer	4.027
13. SCREW, Oval Hd Cross Recess	N.S.	56. WASHER, Supt Thrust	4.012
14. SWITCH ASM, Ign Key Wrg Buzzer	2.195	57. PLATE, Support Lock	6.514
15. CLIP, Ign Key Warning Buzzer Switch	2.195	58. WASHER, Supt Wave	4.012
16. COVER, Lk Hsg	6.518	59. SHROUD, Trans Cont Lock Tube	6.518
17. CYLINDER, Ign Lock	2.188	60. COVER, Trans Cont Lk Tube Shroud	6.518
18. SHIELD, Steering Column Tilt Lever Opening	6.514	61. SCREW, Strg Col Cvr to Shroud	6.518
19. BEARING ASM, Upper Strg Shaft	6.521	62. EXTENSION, Control Lock Tube	4.010
20. BOLT, Shaft Lock	6.500	63. SCREW, Switch	2.188
21. SPRING, Strg Shaft	6.500	64. SWITCH, Ignition	2.188
22. SHOE, Lock (4-Pos)	6.514	65. JACKET ASM, Strg Column	6.518
23. SHOE, Lock (3-Pos)	6.514	66. CLIP, Adapter	6.521
24. SHAFT, Ign Switch Sel Doors	2.195	67. SEAL, Strg Column to Dash	6.758
25. PIN, Shoe Rel Lever	6.514	68. TUBE ASM, Shift	4.025
26. PIN, Pivot	6.514	69. ADAPTER, Lower Bearing	6.521
27. SPRING, Lock Shoe Return	6.514	70. BEARING, Lower Shift Tube	6.521
28. PIN, Shoe Rel Lever	6.514	71. BOLT (3/8"-24 17/32")	6.525
29. SPRING, Shoe Rel	6.514	72. FLANGE, Strg Shaft	6.525
30. COVER, Signal Switch & Horn Wire Protector	2.906	73. RETAINER, Brg Adapter	6.521
31. SHIELD, Signal Lever Opening	2.906	74. ROD, Dimmer Switch (1977 Only)	2.459
32. RETAINER, Spring	6.514	75. SWITCH ASM, Dimmer (1977 Only)	2.459
33. SPRING, Whl Tilt	6.514	76. CAP, Dir Sig & Pivot Housing (1977 Only)	2.906
34. GUIDE, Strg Col Tilt Spring	6.514	77. SHIELD, Tilt Lever Opening (1977 Only)	6.514
35. SCREW, Shaft Lock	6.500	78. SPRING, Pin Preload (1977 Only)	2.459
36. RETAINER, Ign Switch Actuator Sector	2.195	79. ACTUATOR, Dimmer Switch Rod (1977 Only)	2.459
37. SECTOR, Ign Switch Actuator	2.195	80. PIN, Switch Actuator Pivot (1977 Only)	2.459
38. PIN, Pivot	6.514	81. SWITCH & PIVOT (1977 Only)	10.163
39. HOUSING ASM, Strg Col Strg Shaft Brg	6.514	82. SCREW, Rd Wash, Hd (M4.2 x 1.41)(1977 Only)	N.S.
40. SPRING, Rack Preload	2.195	83. ARM, Signal Switch (1977 Only)	2.895
41. RACK, Switch Actuator	2.195	84. NUT (9/16"-18)(1977 Only)	8.915
42. ACTUATOR, Ign Switch	2.195	85. SPACER, Steering Shaft (1977 Only)	6.514
43. LEVER, Shoe Rel	6.514	86. LOCK, W/Key, Ignition	2.188
		87. COVER ASM	2.906
		88. SCREW, Lock Cyl Retaining	2.195

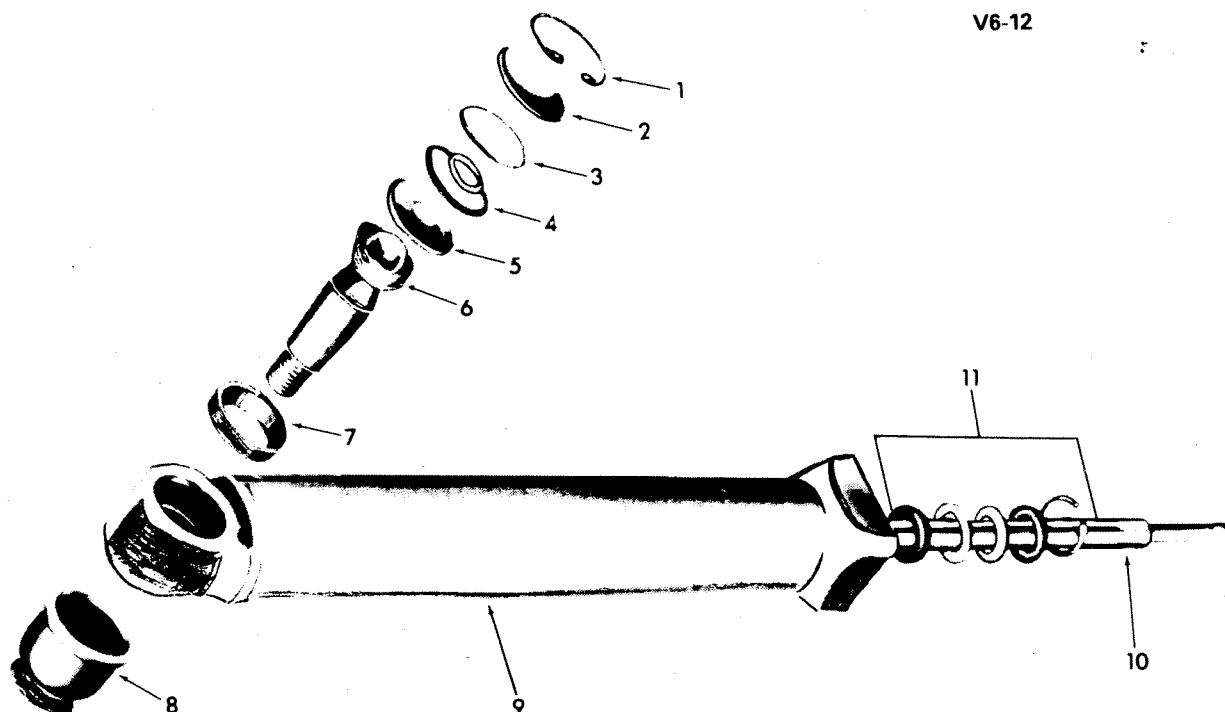


V6-24

1963-73 "Y" POWER STEERING CONTROL VALVE

1. ARM	6.859
2. WASHER, Lock (3/8")	8.931
3. BOLT (3/8"-16 x 1 3/8")	8.900
4. PIPE ASM	6.670
5. PIPE ASM	6.670
6. VALVE ASM, W/Adapter	6.550
7. NUT (1/2"-20)	8.917
8. PIN (1/8" x 1")	8.938

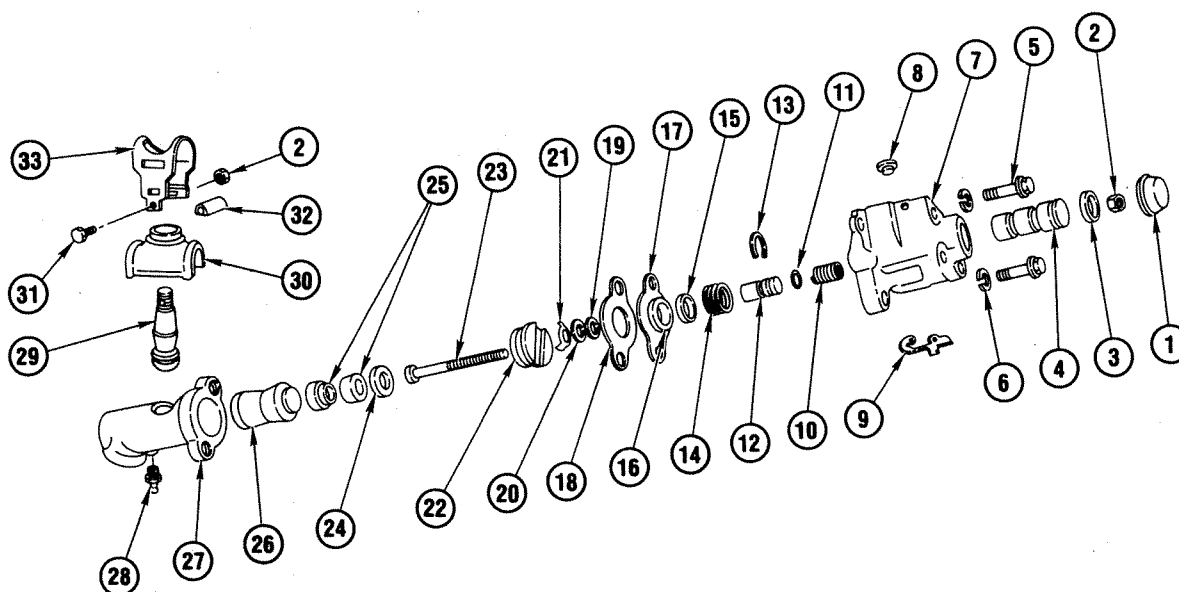
V6-12



V6-12

1963-82 POWER STEERING CYLINDER

1. RING	6.581
2. PLUG	6.581
3. SEAL, "O" RING	6.581
4. SPRING	6.581
5. SEAT, Spring	6.581
6. STUD	6.581
7. SEAT, Ball Stud Spring	6.581
8. SEAL	6.581
9. CYLINDER ASM	6.576
10. Part of Cylinder Asm	N.S.
11. Part of Kit	N.S.

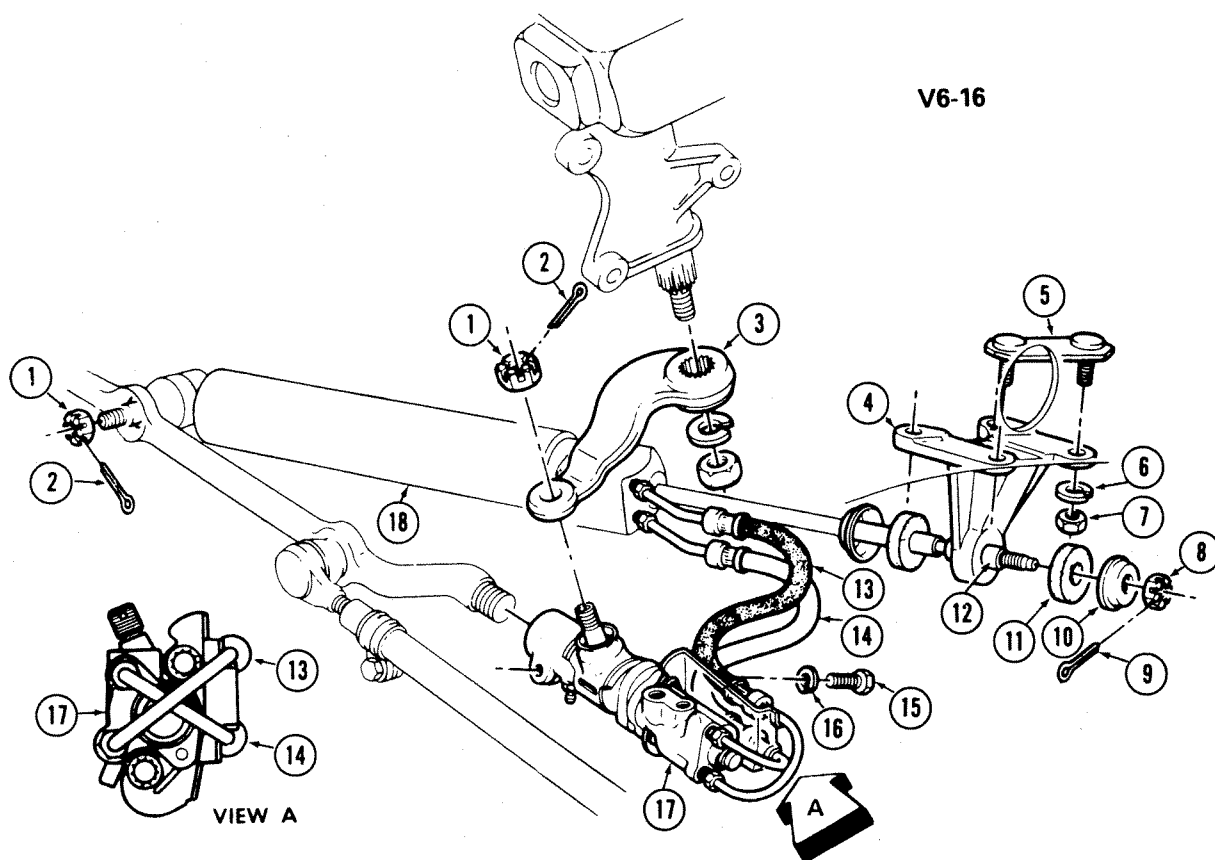


V6-29

1963-82 "Y" POWER STEERING CONTROL VALVE & ADAPTER

1.	6.551	COVER, Adapter Dust	7816810
2.	N.S.	NUT, Valve Shaft (Part of Kit, see list below)	
3.	N.S.	SEAL, Vee Block (Part of Kit, see list below)	
4.	N.S.	SPOOL, Valve (Part of Kit, see list below)	
5.	8.900	BOLT, Hex (3/8"-16 x 1 1/8")	
6.	8.931	WASHER, Lock (3/8")	
7.	N.S.	HOUSING, Valve (Part of Kit, see list below)	
8.	6.673	SEAT, Inverted Flared (1/4" Tube)	5681757
9.	6.672	BRACKET, Hose Guide (Beginning W/1974)list below)	7819613
10.	N.S.	SPRING, Valve Adjusting (Part of Kit, see list below)	
11.	6.673	SEAL, "O" Ring (Also part of Kit, see list below)	5681740
12.	N.S.	SPOOL, Valve Reaction (Part of Kit, see list below)	
13.	N.S.	WASHER, Sping Thrust (Part of Kit, see list below)	
14.	N.S.	SPRING, Valve (Part of Kit, see list below)	
15.	N.S.	RETAINER, Spring (Part of Kit, see list below)	
16.	N.S.	SEAL, Annulus (Part of Kit, see list below)	
17.	6.554	SPACER, Annulus	5685469
18.	6.554	GASKET, Annulus Spacer (Also part of Kit, See list below)	5691581
19.	6.554	WASHER, Valve Shaft	5687011
20.	6.581	SEAL, Cylinder End Plug "O" Ring	5691199
21.	6.550	KEY, Control Valve & Adapter	5686218
22.	6.560	PLUG, Ball Stud Adjust	5691747
23.	6.551	SHAFT KIT, Valve (Includes item 24)	5687998
24.	6.560	SPRING, Ball Seat (Included W/item 23)	5687733
25.	6.874	SEAT, Ball Stud	264946
26.	6.560	SLEEVE, Adapter Bearing	5687704
27.	N.S.	HOUSING, Adapter (Part of Kit, see list below)	
28.	8.984	FITTING, Lub	
29.	N.S.	STUD, Adapter Ball (Part of Kit, see list below)	
30.	N.S.	SEAL, Ball Stud (Part of Kit, see below)	
31.	8.900	BOLT, Hex (1/4"-28 x 1 1/4")	
32.	N.S.	SPACER, Clamp (Part of Kit, see list below)	
33.	N.S.	CLAMP, Ball Stud Seal (Part of Kit, see list below)(* 1)	
	6.507	VALVE KIT (1963-73)	5691959
	6.507	VALVE KIT (1974-82)	7817308
		(Valve Kits include items 1,2,3,4,7,8,10,11,12,13,-14,15,16,19,21,23)	
	6.551	ADAPTER KIT (Includes item 22,23,24,25,26,27,29,30,33)	7825644
	6.551	ADAPTER KIT (Includes item 2,26,27,30,31,32,33)	5691151
	6.551	ADAPTER KIT (Includes item 2,24,25,29,30,31,32,33)	5691150
	6.551	SEAL KIT, Ball Stud (Includes 2,30,31,32,33)	5691690
	6.507	SEAL KIT, Valve (Includes 3,11,16)	5687997

NOTE 1: Bolt type Clamp & Spacer used in place of crimp type production Clamp.

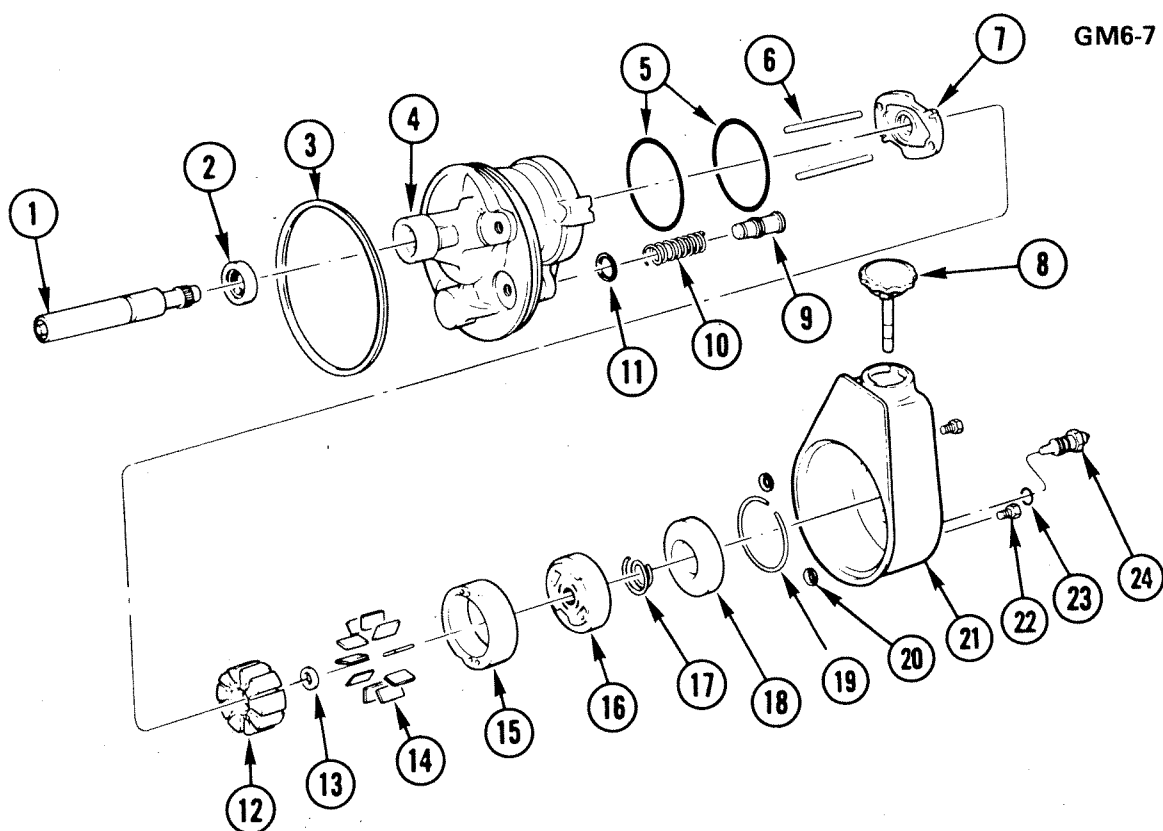


V6-16

V6-16

1968-82 "Y" POWER STEERING CYLINDER

1. NUT (1/2"-20)	8.917
2. PIN, Cotter (1/8" x 1")	8.938
3. ARM, Pitman	6.859
4. BRACKET, Hyd Strg Cyl Frame	6.575
5. REINFORCEMENT, Hyd Strg Cyl Frame Brk	6.575
6. WASHER, Lock	8.931
7. NUT (5/16"-18)	8.915
8. NUT, Hex (3/8"-24)	6.575
9. PIN, Cotter (3/32" x 1")	8.938
10. WASHER, Special	6.581
11. GROMMET, Hyd Strg Cyl to Frm Brkt	6.581
12. SPACER, Hyd Strg Cyl to Frm Brkt	6.581
13. PIPE ASM, Retract	6.670
14. PIPE ASM, Extend	6.670
15. BOLT (3/8"-16 x 1 3/8")	8.900
16. WASHER, Lock (3/8")	8.931
17. VALVE, W/Adapter Hyd Strg Cont	6.550
18. CYLINDER ASM, Hyd Strg	6.576

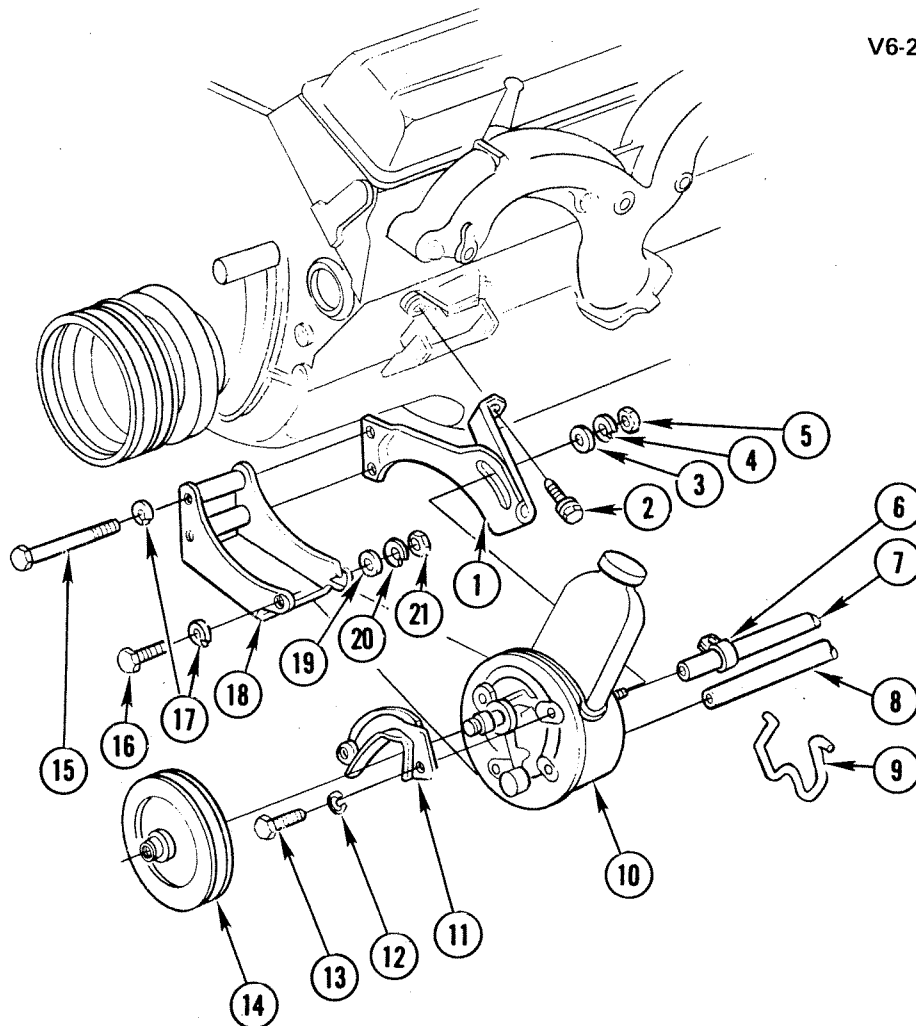


GM6-7

1963-82 POWER STEERING PUMP

1. DRIVE SHAFT, Steering Oil Pump Drive	6.614
2. SEAL, Steering Oil Pump Shaft(*1)	6.617
3. SEAL, Reservoir "O" Ring(*1)	6.635
4. HOUSING ASM, Steering Oil Pump	6.608
5. SEAL, Pump End & Pressure Plate "O" Ring(*1)	6.609
6. PIN, Pump Ring Dowel	6.608
7. PLATE, Thrust	6.612
8. CAP, Filler	6.635
9. VALVE ASM, Flow Control	6.624
10. SPRING, Flow Control	6.612
11. SEAL, Union to Pump Hsg "O" Ring(*1)	6.674
12. ROTOR, Pump (Part of # 15)	N.S.
13. RING, Shaft Retainer (Also part of #1, 15)	6.616
14. VANE, Rotor (Part of #15)	N.S.
15. RING KIT, Pump Rotor (Includes #12,13,14,15)	6.610
16. PLATE, Pressure	6.612
17. SPRING, Pressure Plate	6.612
18. PLATE, Pump Hsg End	6.609
19. RING, End Plate Retaining	6.609
20. SEAL, Reservoir(*1)	6.635
21. RESERVOIR ASM, Steering Oil Pump	6.635
22. BOLT, Hex (3/8"-16 x 3/4")	8.900
23. SEAL, Fitting(*1)	N.S.
24. FITTING, W/Orifice	6.673

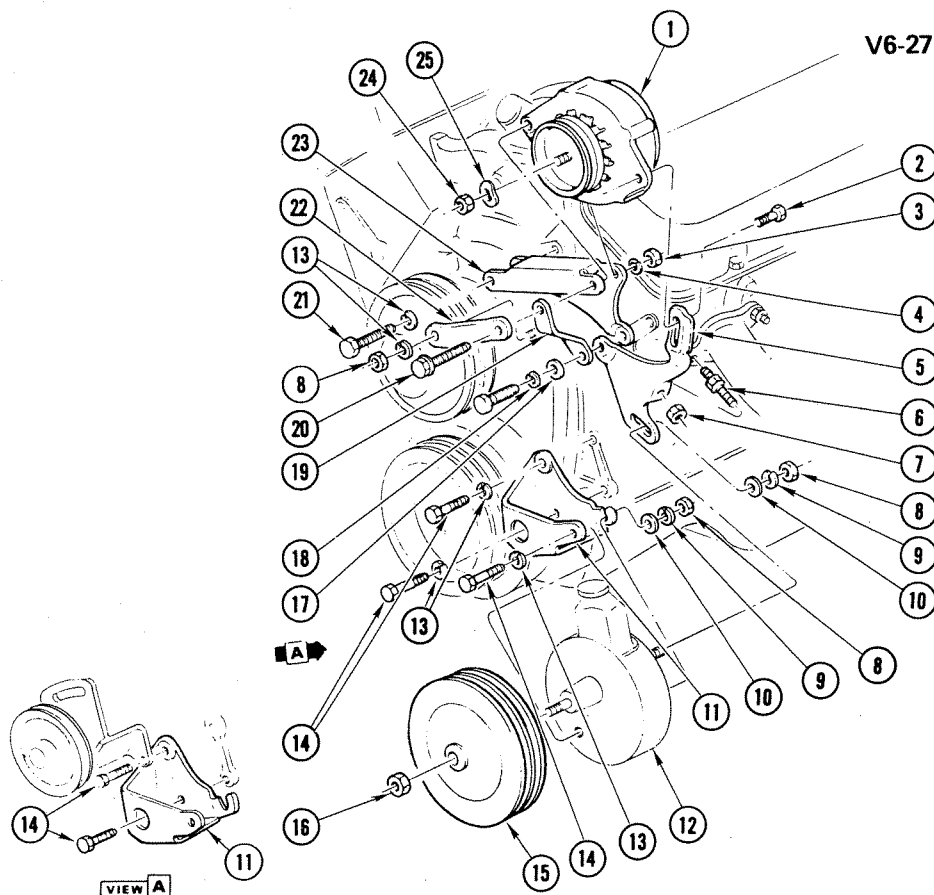
NOTE 1: Also part of Seal Kit, Group 6.609



V6-26

1963-69 "Y" POWER STEERING PUMP MOUNTING (327, 350)

1. SUPPORT	6.606
2. BOLT, Hex (3/8"-16 x 1")	8.900
3. WASHER (13/32")	8.929
4. WASHER, Lock (3/8")	8.931
5. NUT, Hex (3/8"-16)	8.915
6. CLAMP	8.948
7. HOSE, Pump to Cont Vlv Otlt	6.671
8. HOSE, Pump to Cont Vlv Inlet	6.670
9. CLAMP, Stg to Gear, Inlet and Otlt	6.672
10. PUMP	6.605
11. GUARD, Hyd Strg Pump	6.655
12. WASHER, Belt Guard (3/8")	6.655
13. BOLT, Hex (3/8"-16 x 1/2")	8.900
14. PULLEY, Hyd Strg Pump	6.655
15. BOLT, Hex (3/8"-16 x 3 1/4")	8.900
16. BOLT, Hex (3/8"-16 x 3/4")	8.900
17. WASHER, Lock (3/8")	8.931
18. BRACKET	6.606
19. WASHER (13/32")	8.929
20. WASHER, Lock (3/8")	8.931
21. NUT, Hex (3/8"-16)	8.915

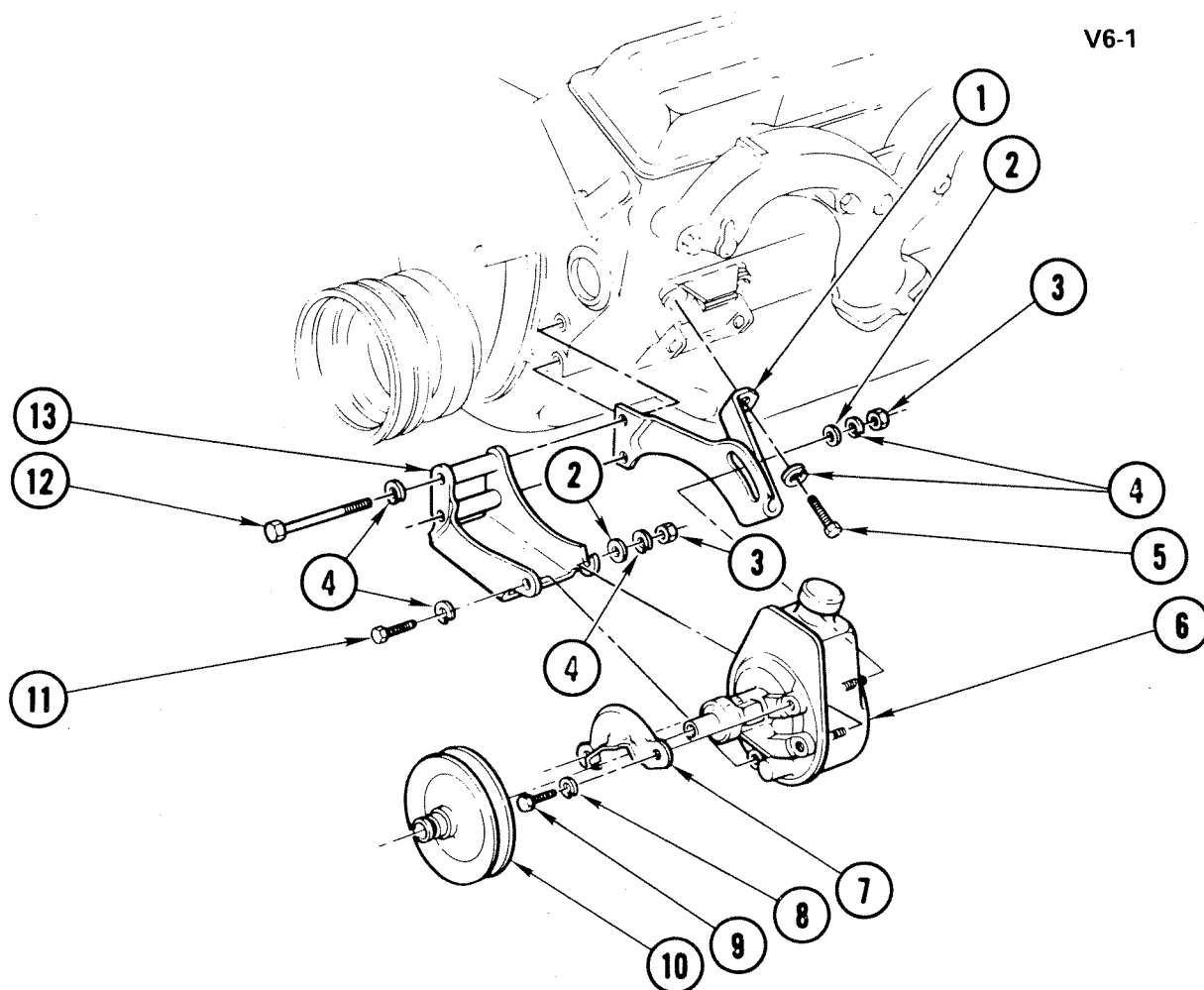


V6-27

1965-74 "Y" POWER STEERING PUMP MOUNTING (396, 427, 454)

1. GENERATOR	2.275
2. BOLT, Hex (5/8"-18 x 1")	8.900
3. NUT, Hex (5/16"-24)	8.917
4. WASHER, Lock (3/8")	8.921
5. BRACE, P/S Pump and Gen	6.606
6. STUD, Exh Manifold (3/8"-16 x 5/16"-18 x 2 17/64")	3.275
7. NUT, Hex (5/16"-18)	8.915
8. NUT, Hex (3/8"-16)	8.916
9. WASHER, Lock (3/8")	8.931
10. WASHER (13/32" x 13/16")	8.929
11. BRACKET, P/S Pump	6.606
12. PUMP, Steering Gear Hydraulic	6.605
13. WASHER, Lock (3/8")	8.931
14. BOLT, Hex (7/16"-14 x 13/16")	8.900
15. PULLEY, Hydraulic Steering Pump	6.655
16. NUT, Pulley (9/16"-18)	6.655
17. WASHER, Flat (3/8")	8.929
18. WASHER, Lock (5/16")	8.931
19. SUPPORT, Lower	2.277
20. BOLT, Hex (3/8"-16 x 4 1/2")	8.900
21. BOLT, Hex (3/8"-16 x 2 3/8")	8.900
22. SUPPORT, Upper	N.S.
23. BRACKET, Generator	2.277
24. NUT, Generator (5/8"-20)	2.280
25. WASHER, Generator (Wave)	2.280

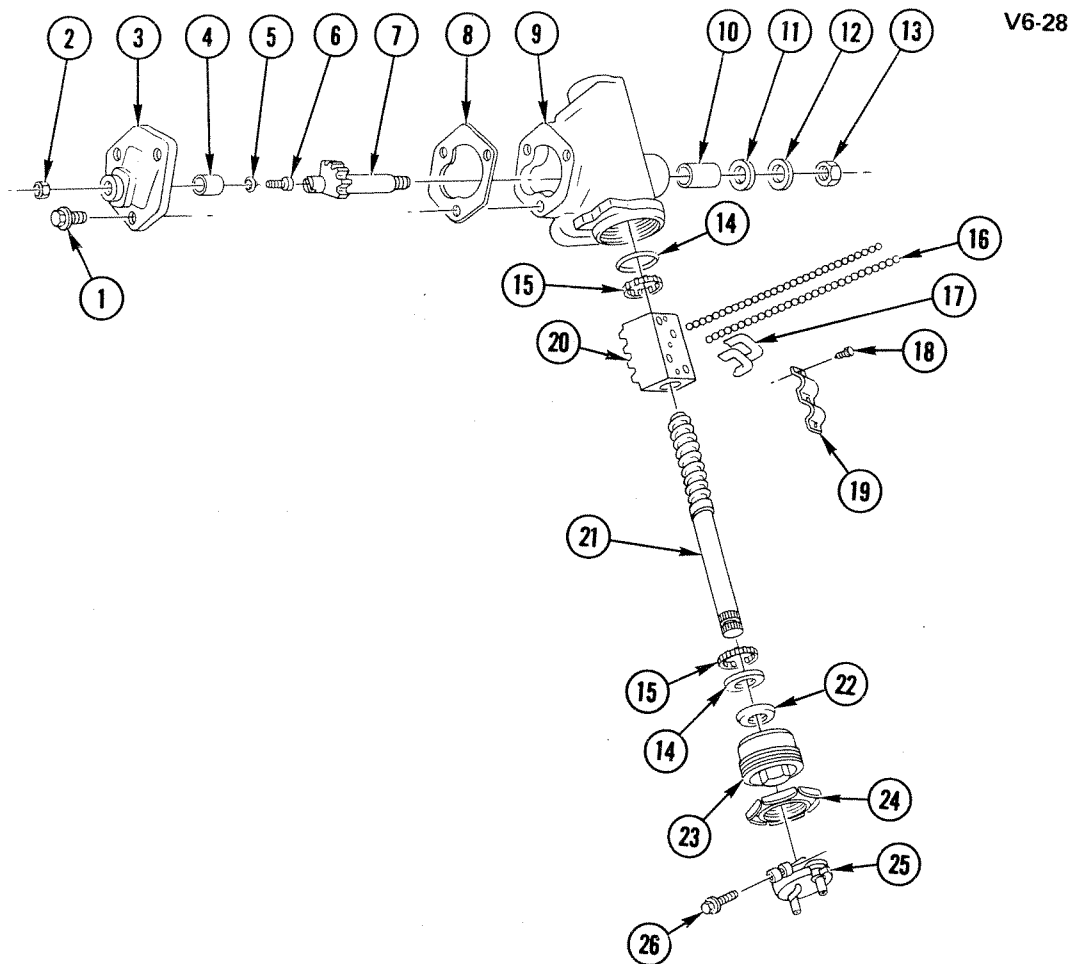
V6-1



V6-1

1970-82 "Y" POWER STEERING PUMP MOUNTING (305, 350)

1. SUPPORT, Strg Gear Hyd Pump Mtg	6.606
2. WASHER (13/32" x 13/16")	8.929
3. NUT (3/8"-16)	8.915
4. WASHER (3/8")	8.931
5. BOLT, Hyd Strg Pump Belt Guard (3/8"-16 x 15/16")	0.002
6. PUMP ASM, Strg Gear Hyd	6.605
7. GUARD, Belt	6.655
8. WASHER, Belt Guard (3/8" ID x 17/32" OD)	6.655
9. BOLT (3/8"-16 x 1/2")	8.900
10. PULLEY ASM, Strg Gear Hyd Pump	6.655
11. BOLT (3/8"-16 x 3/4")	8.900
12. BOLT (3/8"-16 x 3 3/16")	8.900
13. BRACKET ASM, Pump Mtg	6.606



V6-28

V6-28

1963-82 "Y" STEERING GEAR

1. BOLT, Side Cover (3/8"-16 x 3/4")(280M)(CZ)(8.900)	6.809
2. NUT, Hex Jam (7/16"-20)	8.917
3. COVER KIT, Side (Includes #1,4,6 & 8)	6.807
4. BUSHING, Side Cover (Part of #3)	N.S.
5. SHIM KIT, Lash Adj	6.828
6. ADJUSTER, Gear Lash	6.822
7. GEAR, Pitman Shaft	6.850
8. GASKET, Side Cover	6.809
9. HOUSING (Includes #10 & 14)	6.803
10. BUSHING, Pitman Shaft	6.786
11. SEAL, Pitman Shaft Grease	6.855
12. WASHER, Pitman Arm	6.861
13. NUT, Pitman Arm	6.861
14. RACE, Thrust Brearing	6.835
15. BEARING, Worm Thrust	6.835
16. BALL KIT, Worm Nut	6.844
17. GUIDE, Ball Return	6.842
18. SCREW, W/Lk Wa, Ball Return Guide Clamp	6.843
19. CLAMP, Ball Return Guide	6.843
20. NUT, Ball (Part of #21)	N.S.
21. WORM, Gear	6.524
22. SEAL, Worm Shaft	6.525
23. ADJUSTER, Worm Brg (Includes #14)	6.830
24. NUT, Worm Brg Adj Lk	6.832
25. FLANGE, W/Coupling	6.525
26. BOLT, Flange (12 Point Hd)	6.525



CHEVROLET CHASSIS GROUP 6.000



FRONT SUSPENSION — STEERING

ALPHABETICAL INDEX

A		C	
ADAPTER, Steering Column	6.521	CAP, Front Wheel Hub Grease	6.330
ADAPTER, Steering Gear Hydraulic	6.550	CAP, Steering Column	6.518
ADJUSTER, Steering Gear Worm Bearing	6.830	CAP, Steering Pump	6.635
ADJUSTER, Steering Gear Lash Adjuster	6.822	CLAMP KIT, Steering Gear Shaft	6.525
ARM KIT, Steering Knuckle	6.103	CLAMP, Power Steering Hose	6.672
ARM, Steering Knuckle Upper & Lower Control ..	6.168	CLAMP, Steering Connecting Rod	6.886
ARM, Steering Pitman	6.859	CLAMP, Steering Gear Ball Return Guide	6.843
B		CLAMP, Steering Gear Shaft	6.525
BALL JOINT, Front Wheel Lower Control Arm	6.174	CLAMP, Steering Relay	6.870
BALL JOINT KIT, Upper Control Arm Shaft	6.164	CLAMP, Steering Tie Rod	6.234
BALL, Steering Gear Worm	6.844	CLIP, Steering Column	6.521
BEARING, Front Wheel Inner	6.311	COLUMN, Steering Column	6.518
BEARING, Front Wheel Outer	6.313	CONNECTOR, Steering Gear Oil Pressure Hose ..	6.673
BEARING, King Pin Thrust	6.210	COUPLING, Steering Gear Shaft	6.525
BEARING, Steering Column	6.521	COVER, Hydraulic Steering Valve	6.554
BEARING, Steering Gear Shaft	6.525	COVER, King Pin Oil	6.225
BEARING, Steering Gear Thrust	6.835	COVER KIT, Hydraulic Steering Valve	6.554
BEARING, Steering Gear Pitman Shaft	6.786	COVER KIT, Steering Column	6.518
BEARING, Steering Idler and Third Arm Shaft	6.181	COVER, Steering Column	6.518
BOLT, Front Wheel Lower Control Arm	6.174	COVER, Steering Column Attaching	6.760
BOLT KIT, Steering Gear Shaft	6.525	COVER, Steering Column Housing	6.500
BOLT, Steering Column Housing	6.500	COVER, Steering Gear Housing Side	6.807
BOLT, Steering Column Attaching	6.760	CYLINDER, Steering Gear Hydraulic	6.576
BOLT, Steering Connecting Rod	6.874	E	
BOLT, Steering Gear Housing Side Cover	6.809	EXTENSION, Steering Wheel	
BOLT, Steering Gear Mounting	6.509	6.512	
BOLT, Steering Gear Shaft	6.525	F	
BOLT, Steering Idler and Third Arm Shaft	6.181	FELT, Front Wheel Hub Bearing	
BOLT, Steering Knuckle Upper Control Arm	6.178	FITTING, Steering Gear Oil Pressure Hose	
BOLT, Steering Knuckle Lower Control Arm	6.172	FLANGE, Steering Gear Shaft	
BOLT, Steering Linkage	6.865	6.525	
BOLT, Steering Pump Idler	6.665	G	
BOLT, Steering Pump Mounting	6.606	GASKET, Hydraulic Steering Valve	
BOLT, Steering Relay & Tie Rod	6.104	GASKET, Steering Gear Housing Side Cover	
BOWL, Steering Column	6.518	GEAR, Steering	
BRACE, Steering Column Attaching	6.760	GEAR, Steering Gear Pitman	
BRACE, Steering Pump Mounting	6.606	GROMMET, Hydraulic Steering Cylinder Piston	
BRACKET, Hydraulic Steering Cylinder	6.575	Rod	
BRACKET KIT, Steering Pump Mounting	6.606	GUARD, Steering Pump	
BRACKET, Power Steering Hose	6.672	GUIDE, Steering Column	
BRACKET, Steering Column Attaching	6.760	GUIDE, Steering Gear Ball Return	
BRACKET, Steering Idler Arm	6.896	6.842	
BRACKET, Steering Pump Mounting	6.606	H	
BUMPER, Steering Column	6.514	HOSE, Steering Gear Oil Return	
BUMPER, Steering Knuckle Control Arm	6.176	6.671	
BUSHING, Steering Column	6.521		
BUSHING, Steering Gear Pitman Shaft	6.786		
BUSHING, Steering Knuckle Lower Control Arm ..	6.170		
BUSHING, Steering Knuckle King Pin	6.021		
BUSHING, Upper Control Arm Shaft	6.164		

ALPHABETICAL INDEX

HOSE, Steering Gear Oil Pressure	6.670
HOUSING KIT, Steering Column	6.514
HOUSING KIT, Steering Column	6.518
HOUSING, Steering Column	6.518
HOUSING, Steering Gear	6.803
HOUSING, Steering Pump	6.608
HUB, Front Wheel	6.307
HUB, Steering Wheel	6.512

J

JACKET, Steering Column	6.518
-------------------------------	-------

K

KEY, Hydraulic Steering Adapter	6.560
KIT, Steering Gear Repair	6.507
KNUCKLE, Steering	6.020

L

LEVER, Steering Column	6.514
LEVER, Steering Column Housing	6.500
LEVER, Steering Idler	6.895
LOCK KIT, Steering Column Housing	6.500
LOCK, Steering Column Housing	6.500

N

NUT, Hydraulic Steering Cylinder	6.575
NUT, Steering Column Attaching	6.760
NUT, Steering Gear Housing	6.832
NUT, Steering Gear Shaft	6.525
NUT, Steering Knuckle Spindle	6.022
NUT, Steering Knuckle Lower Control Arm	6.172
NUT, Steering Pitman Arm	6.861
NUT, Steering Pump	6.655
NUT, Steering Relay & Tie Rod	6.104
NUT, Upper Control Arm Shaft	6.164

P

PAD, Steering Column Housing	6.500
PIN, King	6.203
PIN KIT, King	6.203
PIN, Steering Column	6.514
PIN, Steering Pump	6.608
PIPE, Steering Gear Oil Pressure	6.670
PLATE KIT, Steering Pump	6.612
PLATE, Steering Column	6.514
PLATE, Steering Column Housing	6.500
PLATE, Steering Column	6.518
PLATE, Steering Pump	6.609
PLATE, Steering Pump	6.612
PLUG, Hydraulic Steering Adapter	6.560
PLUG, Hydraulic Steering Cylinder Piston Rod ...	6.581
PLUG, Steering Connecting Rod End	6.881
PLUG, Steering King Pin Dust	6.223
PULLEY, Steering Pump	6.655
PUMP, Power Steering	6.605

R

RACE, Steering Column	6.521
RACE, Steering Gear Thrust	6.835
REINFORCEMENT, Hydraulic Steering Cylinder...	6.575

REINFORCEMENT, Steering Column	6.521
REINFORCEMENT, Steering Gear Shaft	6.525
REPAIR KIT, Steering Column	6.524
REPAIR UNIT, Steering Gear Hydraulic Valve	6.551
RESERVOIR KIT, Steering Pump	6.635
RESERVOIR, Steering Pump	6.635
RETAINER, Front Wheel Hub Grease	6.330
RETAINER, Steering Column	6.514
RETAINER, Steering Column	6.521
RETAINER, Steering Column Housing	6.500
RETAINER, Steering Gear Hydraulic Valve	6.552
RETAINER, Steering Gear Shaft	6.525
RETAINER, Steering Knuckle Upper Control Arm	6.163
RETAINER, Steering Knuckle Lower Control Arm	6.170
RETAINER, Steering Wheel	6.515
RING, Hydraulic Steering Cylinder Piston Rod	6.581
RING, King Pin Oil	6.225
RING KIT, Steering Pump	6.610
RING, Steering Pump	6.609
RING, Steering Pump Drive Shaft Outer Bearing Retainer	6.616
ROD, Steering Column	6.514
ROD, Steering Column Housing	6.500
ROD, Steering Relay	6.870
ROD, Tie Rod	6.233

S

SCREW, Steering Column	6.518
SCREW, Steering Column Housing	6.500
SCREW, Steering Column	6.514
SCREW, Steering Column Attaching	6.760
SCREW, Steering Gear Ball Return Guide	6.843
SCREW, Steering Gear Shaft	6.525
SEAL, Front Wheel Hub Bearing	6.326
SEAL, Hydraulic Steering Cylinder Piston Rod	6.581
SEAL KIT, Steering Pump	6.609
SEAL, Steering Column	6.758
SEAL, Steering Column	6.519
SEAL, Steering Connecting Rod	6.886
SEAL, Steering Gear Hydraulic Valve	6.552
SEAL, Steering Gear Oil Hose	6.674
SEAL, Steering Gear Oil Pressure Hose	6.673
SEAL, Steering Gear Pitman Shaft	6.855
SEAL, Steering Gear Repair	6.507
SEAL, Steering Gear Shaft	6.525
SEAL, Steering Idler	6.898
SEAL, Steering Knuckle Upper and Lower Control Arm	6.166
SEAL, Steering Pump	6.635
SEAL, Steering Pump	6.609
SEAL, Steering Pump Drive Shaft	6.617
SEAL, Steering Tie Rod	6.242
SEAT, Hydraulic Steering Cylinder Piston Rod	6.581
SEAT, Hydraulic Steering Adapter	6.560
SEAT, Steering Column	6.521
SEAT, Steering Connecting Rod	6.874
SEAT, Steering Gear Oil Pressure Hose	6.673
SHAFT, Steering Column	6.524
SHAFT, Steering Knuckle Lower Control Arm	6.169
SHAFT, Steering Pump	6.614
SHAFT, Upper Control Arm Shaft	6.164
SHIELD, Steering Column	6.514
SHIM, King Pin Thrust Bearing	6.214
SHIM KIT, Steering Gear Lash Adjuster	6.828
SHIM, Steering Knuckle Upper Control Arm	6.178
SHOE, Steering Column	6.514
SHROUD, Steering Column	6.518
SLEEVE, Hydraulic Steering Adapter	6.560
SLEEVE KIT, Steering Tie Rod Adjuster	6.232
SOCKET, Tie Rod	6.233
SPACER, Hydraulic Steering Valve	6.554
SPACER, Hydraulic Steering Cylinder Piston Rod	6.581
SPACER, Steering Column	6.514
SPACER, Steering Idler Lever	6.897
SPACER, Steering Knuckle Control Arm	6.176
SPACER, Steering Pump Mounting	6.606
SPHERE, Steering Column	6.514
SPRING, Hydraulic Steering Cylinder Piston Rod	6.581
SPRING, Hydraulic Steering Adapter	6.560

ALPHABETICAL INDEX

SPRING, Steering Column	6.514
SPRING, Steering Column	6.521
SPRING, Steering Column Housing	6.500
SPRING, Steering Connecting Rod	6.876
SPRING, Steering Gear Shaft	6.525
SPRING, Steering Gear Hydraulic Valve	6.552
SPRING, Steering Pump	6.612
STUD, Hydraulic Steering Cylinder Piston Rod	6.581
STUD, Steering Connecting Rod	6.874
STUD, Steering Pump Mounting	6.606
SUPPORT, Steering Column Attaching	6.760
SUPPORT, Steering Column	6.518

T

TUBE, Steering Column	6.518
-----------------------------	-------

U

UNIT, Steering Gear Hydraulic Valve	6.551
UNIT, Steering Gear Repair	6.507

V

VALVE, Steering Gear Hydraulic	6.550
VALVE, Steering Pump Control	6.624

W

WASHER, Hydraulic Steering Cylinder Piston Rod	6.581
WASHER, Hydraulic Steering Valve	6.554
WASHER, Steering Column	6.521
WASHER, Steering Column Housing	6.500
WASHER, Steering Column Attaching	6.760
WASHER, Steering Gear Shaft	6.525
WASHER, Steering Gear Hydraulic Valve	6.552
WASHER, Steering Idler Lever	6.897
WASHER, Steering Knuckle Spindle	6.321
WASHER, Steering Knuckle Upper Control Arm ..	6.178
WASHER, Steering Knuckle Lower Control Arm ..	6.172
WASHER, Steering Pitman Arm	6.861
WASHER, Steering Pump Mounting	6.606
WASHER, Steering Pump	6.655
WEDGE, Steering Column	6.514
WHEEL, Steering	6.513
WORM, Steering Column	6.524

Y

YOKE, Steering Column	6.524
-----------------------------	-------

[illegible]

FRONT SUSPENSION STEERING

6.020		KNUCKLE, Steering			
53-62	Y	3737594	2	140.00	KNUCKLE (FORGED 3693446) (DAUB OF YELLOW PAINT)
63-64	Y	3828580	2	82.00	KNUCKLE (FORGED 3828580)
65-67	Y	3864023	2	173.00	KNUCKLE,
68	Y	3924384	2	74.50	KNUCKLE,
69-82	Y	3953416	2	81.25	KNUCKLE,
6.021		BUSHING, Steering Knuckle King Pin			
53-62	Y	602124	4	2.15	BUSHING (1 5/16 X 1 3/16)
6.022		NUT, Steering Knuckle Spindle			
69-82	Y W/FRT DISC BRK	3953436	2	1.05	NUT (27/32-20 THD.)
6.103		ARM KIT, Steering Knuckle			
NOTE 1: CONSISTS OF 1 ARM AND 1 RIVET.					
63-67	Y	3829498	RH	67.50	ARM KIT, (NOTE 1)
68-82	Y	3955523	LH	33.50	ARM KIT,
68-82	Y	3955524	RH	33.50	ARM KIT,
6.104		BOLT-NUT, Steering Relay & Tie Rod			
53-82	Y	3777827	AR	.69	BOLT, HEX (3/8-24 X 1 1/2 300M)
60-75	Y (EXC. H.D. BRAKE)	1385922	AR	1.65	BOLT, KNUCKLE ARM SHORT (5.002)
63-69	Y	3815933	2	1.40	BOLT, SHOCK ABSORBER RELAY ROD BRACKET, UPPER AND (7/16-20 X 2 1/4) (0.662)
68-76	Y W/H.D. BRAKE	3916286	AR	.61	BOLT (1/2-20 X 2 29/32) (SHORT)
69-75	Y W/H.D. BRAKE	3948881	2	2.25	BOLT (LONG)
76-81	Y	3841724	AR	.85	BOLT (3/8-16 X 3 11/16)(300M)
65-82	Y	9418750	AR	.36	NUT (7/16-20)
6.163		RETAINER, Steering Knuckle Upper Control Arm			
63-81	Y	9785742	AR	.58	RETAINER, BSHG (3/8 I.D.)
6.164		BALL JOINT KIT-BUSHING-NUT-SHAFT, Upper Control Arm Shaft			
NOTE: ON LATE PRODUCTION ASSYS. WITH UNTAPPED LUBRICATION FITTING HOLES, IT IS NECESSARY TO USE SELF TAPPING LUBE FITTINGS OR TAP NEW THREADS FOR STANDARD TYPE LUB FITTINGS.					
NOTE 1: CONSISTS OF 1 SHAFT, 2 BUSHINGS, 2 RETAINERS, 2 WASHERS AND 2 BOLTS.					
63-81	Y	9762018	2	36.50	BALL JOINT KIT,
63-82	Y	401267	4	2.65	BUSHING,
77-81	Y	3983037	2	.36	NUT (HEX SLOTTED (9/16-18)
82	Y	3983036	2	.33	NUT, STRG KNU UPR CONT ARM BALL STUD
63-82	Y	3845244	2	25.25	SHAFT, (NOTE 1)
6.166		SEAL, Steering Knuckle Upper and Lower Control Arm			
53-62	Y	599180	AR	.32	SEAL, UPR AND LWR SHAFT BSHG
53-62	Y	599199	4	.37	SEAL, LWR PIVOT BOLT BSHG
6.168		ARM, Steering Knuckle Upper & Lower Control			
NOTE 1: INCLUDES BALL STUD ASM.					
53-62	Y	3693470	RH	254.00	ARM, LWR (THREADED TYPE)
53-62	Y	3708197	LH	254.00	ARM, LWR (THREADED TYPE)
63-82	Y	476083	LH	116.00	ARM, LWR
63-82	Y	476084	RH	116.00	ARM, LWR
63-82	Y	3832349	LH	75.50	ARM, UPR (NOTE 1)
63-82	Y	3832350	RH	75.50	ARM, UPR (NOTE 1)
6.169		SHAFT, Steering Knuckle Lower Control Arm			
NOTE 1: CONSISTS OF 1 SHAFT, 2 BSHGS. AND 2 SEALS.					
NOTE 2: CONSISTS OF 1 SHAFT, 2 BUSHINGS, 2 RETAINERS, 2 BOLTS, 2 WASHERS.					
53-62	Y	3737597	2	100.00	SHAFT (FORGED 3691468) (DAUB OF YELLOW PAINT) (NOTE 1)
63-82	Y	3749296	2	35.75	SHAFT (FORGED 3738505) (NOTE 2)
6.170		BUSHING-CAP-RETAINER, Steering Knuckle Lower Control Arm			
63-82	Y	3714368	4	2.30	BUSHING (1 13/16 O.D. X 2 3/32 O.L.)
63-82	Y	348390	4	.41	CAP, RR WHL SPD L SUPT STRUT BUSHING
63-82	Y	3714369	4	.47	RETAINER, LWR ARM BSHG (7/16 I.D. X 1 13/16 O.D.)
6.172		BOLT-CAM-NUT-WASHER, Steering Knuckle Lower Control Arm			
53-62	Y	3707480	AR	.89	BOLT (7/16-20 X 1 1/2) (300-M STEEL)
63-74	Y	3779097	2	2.35	BOLT (9/16-18 X 2 5/16) (300-M STEEL)

FRONT SUSPENSION STEERING

6.172 BOLT-CAM-NUT-WASHER, Steering Knuckle Lower Control Arm (Con't)

67-68	Y	3707480	AR	.89	BOLT (7/16-20 X 1 1/2) (300-M STEEL) ..
63-82	Y	3790331	2	.55	CAM, RR WHL SPDL SUPT STRUT
63-82	Y	3742249	2	3.20	NUT (7/16-20) (2 HOLES, 2 1/2 LONG) ...
63-69	Y	3866766	AR	.32	NUT (3/8-24) (0.626)
63-82	Y	3779096	2	.35	WASHER (37/64)

6.174 BALL JOINT-BOLT, Front Wheel Lower Control Arm

NOTE: ON LATE PRODUCTION ASM. WITH UNTAPPED LUBRICATION FITTING HOLES. IT IS NECESSARY TO USE SELF TAPPING LUB. FITTINGS OR TAP NEW THREADS FOR STANDARD TYPE LUBE FITTINGS.

63-77	Y	3886422	2	33.50	BALL JOINT, LWR BALL REPLACEMENT ..
78-82	Y	3886422	2	N.L.	BALL JOINT, LWR CONT ARM
70-72	Y	3882954	2	.79	BOLT (5/16-24 X 1 1/8)

6.176 BUMPER-SPACER, Steering Knuckle Control Arm

53-62	Y	459023	2	2.30	BUMPER, LWR (ATTACHES TO LWR. SPRING SEAT)
63-75	Y	384220	2	2.00	BUMPER, UPR
63-82	Y	3742252	2	1.20	BUMPER, LWR
76-82	Y	3742247	2	1.00	BUMPER, UPR
76-82	Y	367916	2	.98	SPACER, LWR

6.178 BOLT-SHIM-WASHER, Steering Knuckle Upper Control Arm

68-79	Y	381909	4	.69	BOLT (7/16-13 X 2 1/4) (300-M STEEL) ..
63-77	Y	6270717	AR	.31	SHIM (.030)
82	Y	14047733	8	.35	WASHER, FRT UPR CONT ARM

6.181 BEARING-BOLT, Steering Idler and Third Arm Shaft

53-62	Y	905506	1	44.40	BEARING (ND 5506TY 1E)
57-62	Y W/H.D. BRAKE/SUSP.	2066840	1	.88	BOLT, PLT (3/8-24) (5.586)

6.203 PIN-PIN KIT, King

NOTE 1: KIT INCLUDES 2 KING PINS, 2 LOCK PINS, 4 KNUCKLE BUSHINGS, 4 KNUCKLE PLUGS, 2 THRUST BEARINGS, 4 THRUST BEARING SHIMS (ALSO PLUG COVERS AND LOCK RINGS WHERE USED).

53-62	Y	599207	2	5.05	PIN (5 5/16 O.L.)
53-62	Y	603386	1	29.75	PIN KIT, (NOTE 1)

6.210 BEARING, King Pin Thrust

53-62	Y	373476	2	1.60	BEARING,
-------	---	--------	---	------	----------------

6.214 SHIM, King Pin Thrust Bearing

53-62	Y	373481	AR	.33	SHIM (.005)
-------	---	--------	----	-----	-------------------

6.223 PLUG, Steering King Pin Dust

53-62	Y	599208	4	.30	PLUG,
-------	---	--------	---	-----	-------------

6.225 COVER-RING, King Pin Oil

53-62	Y	599210	2	.37	COVER, BRG PLUG
53-62	Y	599209	4	.31	RING, LK

6.232 SLEEVE KIT, Steering Tie Rod Adjuster

63-82	Y	3826816	2	7.65	SLEEVE KIT (10 19/32 O.L.) (5/8-18 X 1 15/16)
-------	---	---------	---	------	---

6.233 ROD-SOCKET, Tie Rod

NOTE: SOME END HAVE UNTAPPED LUBRICATION FITTING HOLES, ON THESE IT IS NECESSARY TO USE A SELF TAPPING LUB. FITTINGS OR TAP NEW THREADS FOR STANDARD TYPE LUB. FITTINGS.

63-82	Y	3826814	2	17.90	ROD, OUTER (3 13/16 O.L.) (FORGED 3826815)
53-62	Y	461902	RH	21.05	SOCKET (DAUB OF YELLOW PAINT) (FORGED 3691956)
53-62	Y	461903	LH	17.90	SOCKET (4 1/2 LONG)(9/16-18 L.H. THD.)(FORGED 3691955)
63-82	Y	3826596	2	17.85	SOCKET, INR(3 15/16 O.L.)(FORGED 3826597)(6.230)

6.234 CLAMP, Steering Tie Rod

63-66	Y	3954397	2	1.20	CLAMP,
70-77	Y	3954397	4	1.20	CLAMP,

6.242 SEAL, Steering Tie Rod

53-64	Y	3687643	AR	.39	SEAL (1 1/2 O.D.)
65-82	Y	3826598	4	.37	SEAL (1/2 I.D. X 1 35/64 O.D.)

FRONT SUSPENSION STEERING

6.307 HUB, Front Wheel

53-62	Y	3775686	2	166.00	HUB (FORGED)
63-64	Y	3812712	2	29.25	HUB, W/BOLTS (5 HOLES 6 O.D.)
65-68	Y	3998278	2	164.00	HUB, W/DISC (5.809)
69-81	Y	3991024	2	165.00	HUB, W/DISC (5.809)

6.311 BEARING, Front Wheel Inner

NOTE 1: CONSISTS OF CONE, CUP AND SEPARATOR.

53-62	Y	909052	2	37.78	BEARING, (NOTE 1)
63-68	Y	7450630	2	N.L.	BEARING (HY-LM-67048-LM-67010)
69-81	Y	7450700	2	N.L.	BEARING (HY-LM-48548-LM-48510)

6.313 BEARING, Front Wheel Outer

NOTE 1: CONSISTS OF CONE, CUP, AND SEPARATOR.

53-62	Y	909067	2	19.24	BEARING, (NOTE 1)
63-68	Y	457478 7450627	2	9.00	BEARING (HY-LM-11949-11910)
69-82	Y	7450697	2	N.L.	BEARING (HY-M-12649-M-12610)

6.321 WASHER, Steering Knuckle Spindle

63-68	Y	457707	2	.40	WASHER,
69-82	Y	379657	2	.61	WASHER (INR CONE SEAT 1 13/32 O.D.)

6.326 FELT-SEAL, Front Wheel Hub Bearing

53-62	Y	3656536	2	3.45	FELT, W/RET, INR (STAMPED 41)
63-68	Y	3876192	2	4.00	SEAL, INR
69-82	Y	3953412	2	3.50	SEAL, INR

6.330 CAP-RETAINER, Front Wheel Hub Grease

63-68	Y	539153	2	1.30	CAP, FRT GREASE(1 1/4 X 2 1/2)
53-82	Y	471162	2	1.90	RETAINER, FRT WHL BRG GREASE

6.500 BOLT-COVER-LEVER-LOCK-LOCK KIT-PAD-PLATE-RETAINER-ROD-SCREW-SPRING-WASHER, Steering Column Housing

69-78	Y (EXC T&T WHL)	7806185	1	3.85	BOLT, W/SPRING
69-76	Y W/T.W., TEL WHL	7808614	1	2.70	BOLT, SHAFT LK
77-82	Y W/T&T WHL	7808613	1	2.65	BOLT, STRG COL SHAFT LK
76-77	Y	7819738	1	3.30	COVER, STRG SHF LK PLT
78	Y (EXC T&T WHL)	7819738	1	3.30	COVER, STRG SHF LK PLT
78-79	Y (EXC T&T WHL)	7819515	1	2.75	LEVER, IGN KEY RELEASE
78-82	Y W/T&T WHL	7815896	1	7.25	LEVER, IGN KEY RELEASE
69-78	Y (EXC T&T WHL)	7819510	1	6.65	LOCK, SHAFT
78	Y W/TILT WHL	7825867	1	8.20	LOCK, SHAFT
69-79	Y	7826016	1	8.05	LOCK KIT, SHAFT
69-70	Y (EXC. T.W., TEL. WHL.)	7827235	1	1.85	PAD, REL LVR FINGER
77-82	Y	7827235	1	1.85	PAD, REL LVR FINGER
69-82	Y W/T&T WHL	7811995	1	4.80	PLATE, SHAFT LK
71-78	Y W/T.W., TEL. WHL	580074	1	.30	RETAINER, UPR SHAFT
78-80	Y (EXC. T&T WHL.)	580074	2	.30	RETAINER, UPR SHAFT
78-82	Y W/T&T WHL	7819976	1	2.45	RETAINER, SHAFT LK
69-76	Y (EXC. T.W., TEL. WHL.)	7806118	1	8.20	ROD, W/RACK IGN SW ACTR (2.195)
69-71	Y W/T.W., TEL. WHL	7806114	1	10.00	ROD, W/RACK, IGN SW ACTR (2.195)
69	Y W/T.W., TEL. WHL	7803623	1	1.05	SCREW, SHAFT LK BOLT SPRING
77-82	Y W/T&T WHL	7803623	1	1.05	SCREW, SHAFT LK BOLT SPRING
69-75	Y (EXC. T.W., TEL. WHL.)	7804771	1	.77	SPRING, SHAFT UPR
69-82	Y W/T&T WHL	7805827	1	3.75	SPRING, STRG SHAFT
77-78	Y (EXC. T&T WHL.)	7810516	1	1.10	SPRING, KEY REL
69-78	Y (EXC. T/WHL., T&T WHL.)	7805950	1	.94	WASHER, SPRING THRUST

6.507 KIT, Steering Gear Repair

NOTE 1: CONSISTS OF 1 EACH SEAL, RING, WASHER, SCRAPER, AND ELEMENT.

NOTE 2: CONSISTS OF 2 SEALS, 1 O RING AND 1 NUT.

63-79	Y	5686382	1	5.70	KIT, CYL, PSTN ROD SEAL (NOTE 1)
63-81	Y	5687997	1	4.80	KIT, CONT ADAP VLV SEAL AND WASHER (NOTE 2)
63-75	Y	5691207	1	4.95	KIT, BALL STUD
63-74	Y	5691959	1	95.75	KIT, VLV
70-74	Y	5687999	1	82.50	KIT, STRG CONT VLV
70-74	Y	5688501	1	95.75	KIT, VLV CONT
74-81	Y	7817308	1	96.75	KIT, VLV KIT STRG VLV AND ADAP

6.508 GEAR, Steering

NOTE: ASSEMBLIES DO NOT INCLUDE MAST JACKET, EXCEPT WHERE SHOWN.

NOTE 1: WHEN USING 7808927 IN PLACE OF 5677641-42-5699038-7806900, REUSE THE OLD COUPLING ASM. AND FLANGE PINCH BOLT OR ORDER NEW COUPLING AND PINCH AS REQD.

63-69	Y	DIS 7808927	1	199.00	GEAR, (NOTE 1)
70-82	Y	7819668	1	173.00	GEAR,

FRONT SUSPENSION STEERING

6.509 BOLT, Steering Gear Mounting

63-82	Y	3820342	AR	.55	BOLT (3/8-24 X 4 1/2) (ROUND HD. SQ. NECK)
70	Y	399803	2	.82	BOLT (HEX. 7/16-14 X 4 7/16)
70-71	Y	5467056	1	1.10	BOLT (1/2-20 X 2) (5.056)
73-81	Y	399803	AR	.82	BOLT (HEX. 7/16-14 X 4 7/16)

6.512 EXTENSION-HUB, Steering Wheel

69-75	Y W/T&T WHL	3949109	1	9.55	EXTENSION,
76	Y W/T&T WHL	3994428	1	11.60	EXTENSION,
77-82	Y W/T&T WHL	458910	1	9.10	EXTENSION,
63-66	Y (EXC TEL WHL)	3828382	1	35.00	HUB,
68	Y (EXC T&T WHL)	3923696	1	35.25	HUB,
69-75	Y (EXC T&T WHL)	3937896	1	27.00	HUB,
69-79	Y W/T&T WHL	3949110	1	27.00	HUB,
80-82	Y	3949110	1	27.00	HUB,

6.513 WHEEL, Steering

NOTE: FOR HORN RING SEE GROUP 2.819, FOR HORN CAP SEE GROUP 2.820.

69-75	Y	333590	1	124.00	WHEEL, PLASTIC (BLACK) (15" DIA)
76-77	Y (EXC T&T WHL)	366147	1	112.00	WHEEL (DK FIRETHORN)
76-78	Y (EXC T&T WHL)	367966	1	125.00	WHEEL (DK BROWN)
76-79	Y (EXC T&T WHL)	458998	1	111.00	WHEEL (BLACK)
76	Y (EXC. T&T WHL.)	340376	1	112.00	WHEEL (DK SADDLE)
76	Y (EXC. T&T WHL.)	348030	1	112.00	WHEEL (DK GRAY)
76	Y W/T&T WHL	367971	1	125.00	WHEEL (DK BROWN)
76	Y W/T&T WHL	3994424	1	135.00	WHEEL (BLACK)
77-79	Y (EXC T&T WHL)	378266	1	117.00	WHEEL (MED RED)
77	Y (EXC T&T WHL)	378267	1	117.00	WHEEL (DK BLUE)
77	Y (EXC T&T WHL)	458917	1	112.00	WHEEL (SMOKE GRAY)
77	Y (EXC T&T WHL)	458918	1	112.00	WHEEL (BUCKSKIN)
77-79	Y W/T&T WHL	9760221	1	231.00	WHEEL (BLACK)
77	Y W/T&T WHL	9760222	1	231.00	WHEEL (SMOKE GRAY)
77	Y W/T&T WHL	9760223	1	231.00	WHEEL (BUCKSKIN)
77-79	Y W/T&T WHL	9760224	1	231.00	WHEEL (DK BROWN)
77-79	Y W/T&T WHL	9760225	1	231.00	WHEEL (MED RED)
77	Y W/T&T WHL	9760226	1	231.00	WHEEL (DK BLUE)
78	Y (EXC T&T WHL)	459095	1	112.00	WHEEL (MID BLUE)
78	Y (EXC T&T WHL)	459096	1	112.00	WHEEL (OYSTER WHITE)
78	Y (EXC T&T WHL)	459097	1	112.00	WHEEL (DOESKIN)
78	Y (EXC T&T WHL)	459098	1	112.00	WHEEL (SAFFRON)
78-80	Y W/T&T WHL	9761619	1	228.00	WHEEL (MID BLUE)
78-80	Y W/T&T WHL	9761620	1	228.00	WHEEL (OYSTER WHITE)
78-80	Y W/T&T WHL	9761621	1	228.00	WHEEL (DOESKIN)
78	Y W/T&T WHL	9761623	1	228.00	WHEEL (SAFFRON)
78	Y W/T&T WHL	9762625	1	228.00	WHEEL (SILVER MET)
79	Y (EXC T&T WHL)	475317	1	112.00	WHEEL (DK GREEN)
79-80	Y W/T&T WHL	9763010	1	228.00	WHEEL (DK GREEN)
80	Y	9764178	1	228.00	WHEEL (DK CLARET)
80-81	Y	9764512	1	228.00	WHEEL (BLACK)
80	Y	9764513	1	228.00	WHEEL (MED RED)
80-81	Y	9764514	1	228.00	WHEEL (DK BLUE)
80	Y	9764515	1	228.00	WHEEL (OYSTER WHITE)
80	Y	9764516	1	228.00	WHEEL (DOESKIN)
81	Y	9765294	1	228.00	WHEEL (SILVER MET-151)
81-82	Y	9765296	1	228.00	WHEEL (MED DOESKIN-641)
81	Y	9765297	1	228.00	WHEEL (MED RED-751)
81	Y	9765298	1	228.00	WHEEL (MED CINNABAR-671)
82	Y	9766672	1	228.00	WHEEL, STRG (SLATE-131)
82	Y	9766673	1	228.00	WHEEL, STRG (CHARCOAL-181)
82	Y	9767188	1	228.00	WHEEL, STRG(SILVER BEIGE MET-591)
82	Y	9767189	1	228.00	WHEEL, STRG(SILVER GREEN MET-401)
82	Y	9767190	1	228.00	WHEEL, STRG(DK BLUE-221)
82	Y (87)	9766675	1	228.00	WHEEL, STRG (DK RED-741)

6.514 BUMPER-GUIDE-HOUSING KIT-LEVER-PIN-PLATE-RETAINER-ROD-SCREW-SHIELD-SHOE-SPACER-SPHERE-SPRING-WEDGE, Steering Column

73-82	Y W/T&T WHL	7813235	1	2.10	BUMPER, RETRACTED STRG SHF
74	Y W/T.W., TEL WHL	5698416	1	.99	BUMPER, DOWN
69-82	Y W/T&T WHL	7800176	1	2.10	GUIDE, TILT SPRING
69-74	Y W/T.W., TEL WHL	7819854	1	141.00	HOUSING KIT, STRG COL STRG SHAFT BRG
77-82	Y W/T&T WHL	7827195	1	130.00	HOUSING KIT, STRG COL
68-82	Y W/T.W., TEL WHL	459083	1	11.80	LEVER, COL LK
69-71	Y W/T.W., TEL WHL	3832567	1	2.75	LEVER, WHL REL

FRONT SUSPENSION STEERING

6.514 BUMPER-GUIDE-HOUSING KIT-LEVER-PIN-PLATE-RETAINER-ROD-SCREW-SHIELD-SHOE-SPACER-SPHERE-SPRING-WEDGE, Steering Column (Con't)

69	Y W/T.W., TEL WHL	7800154	1	12.00	LEVER, SHOE, REL
71-76	Y W/T.W., TEL WHL	7805291	1	12.20	LEVER, SHOE REL
72-78	Y W/T.W., TEL WHL	459011	1	3.20	LEVER, W/KNOB, TILT WHL CONT
76	Y W/T.W., TEL WHL	3994427	1	7.05	LEVER, COL LK
77-82	Y W/T&T WHL	7827689	1	7.00	LEVER, SHOE REL
79-82	Y	473083	1	3.00	LEVER, W/KNOB, TILT WHL CONT
69-82	Y W/T&T WHL	5698406	1	.72	PIN, SHOE REL LVR
69-82	Y W/T&T WHL	7810363	2	2.20	PIN, STRG COL PIVOT(TILT PIN)
70	Y W/T.W., TEL WHL	5698688	2	1.65	PIN, SHOE REL
71-82	Y W/T&T WHL	7806567	1	.72	PIN, COL TILT LK SHOE RET
70-82	Y W/T&T WHL	7804915	1	4.20	PLATE, COL SUPT LOCK
69-82	Y W/T&T WHL	7800177	1	1.05	RETAINER, SPRING
69-74	Y W/T.W., TEL WHL	5693417	1	5.35	ROD, SHAFT LK
77-82	Y W/T&T WHL	7827158	1	3.50	ROD, TELE LOCKING
69-76	Y W/T.W., TEL WHL	3949135	1	5.65	SCREW, SHAFT LK KNOB
69-82	Y W/T&T WHL	7807274	4	.72	SCREW, COL SUPT
77-82	Y	3949135	1	5.65	SCREW, SHAFT LK KNOB
70-76	Y W/T.W., TEL WHL	7805608	1	1.05	SHIELD, TILT LVR OPG
77-82	Y W/T&T WHL	7827048	1	1.20	SHIELD, TILT LVR OPG
69-82	Y W/T&T WHL	7804925	1	9.60	SHOE, LK (3 POSITION, NO NOTCH)
69-82	Y W/T&T WHL	7813068	1	9.60	SHOE, LK (3 POSITION W/NOTCH AT TOP)
67-74	Y W/T.W., TEL WHL	3952781	1	2.75	SPACER, COL LK
75-82	Y W/T&T WHL	348325	1	2.65	SPACER, COL LK
77	Y W/T&T WHL	7829002	1	2.65	SPACER, RETRACTED SHAFT BPR
81-82	Y W/T&T WHL	7829002	1	2.65	SPACER, RETRACTED SHAFT BPR
69-76	Y W/T.W., TEL WHL	7808505	2	6.80	SPHERE, COL SHAFT CTR
77-82	Y W/T&T WHL	7805258	1	1.85	SPHERE, COL SHAFT CTR
69-82	Y W/T&T WHL	5698410	1	1.55	SPRING, SHOE REL
69-82	Y W/T&T WHL	7804912	2	1.05	SPRING, LK SHOE RTN
77-82	Y W/T&T WHL	7805259	1	1.75	SPRING, COL SHAFT CTR SPHERE
77-82	Y W/T&T WHL	7812854	1	2.35	SPRING, WHL TILT
77-82	Y W/T&T WHL	7816826	1	1.15	SPRING, COL KEY REL
69-82	Y W/T&T WHL	7809977	1	3.85	WEDGE, COL LOCKING

6.515 RETAINER, Steering Wheel

76-82	Y	419454	1	.30	RETAINER, NUT
-------	---	--------	---	-----	---------------

6.518 BOWL-CAP-COLUMN-COVER-COVER KIT-HOUSING-HOUSING KIT-JACKET-PLATE-SCREW-SHROUD-SUPPORT-TUBE, Steering Column

78	Y (EXC T&T WHL)	7828292	1	24.25	BOWL, STRG COL FLR SHIFT
78-82	Y W/T&T WHL	7827042	1	2.95	CAP, DIMR SW HSG CVR END
78-82	Y W/TILT WHL	7839666	1	3.75	CAP, COL HOUSING COVER END
68	Y (EXC TEL W)	7803909	1	142.00	COLUMN,
69-74	Y (EXC T.W., TEL W)	7812240	1	234.00	COLUMN,
69-75	Y W/T.W., TEL WHL	7818860	1	464.00	COLUMN,
75-76	Y (EXC T.W., TEL W)	7818920	1	215.00	COLUMN,
76	Y W/T&T WHL	7825117	1	491.00	COLUMN,
77	Y (EXC T&T WHL)	7826685	1	269.00	COLUMN,
77	Y W/T&T WHL	7826686	1	485.00	COLUMN,
78	Y (EXC T&T WHL)	7828869	1	268.00	COLUMN,
78	Y W/T&T WHL	7828827	1	480.00	COLUMN,
79-82	Y W/T&T WHL	7833812	1	481.00	COLUMN,
67	Y	3901944	1	1.60	COVER, STRG GEAR JKT UPR
67	Y	3901945	1	1.60	COVER, STRG GEAR JKT LWR
68	Y	3914214	1	2.70	COVER, STRG GEAR JKT UPR
69-77	Y	333423	1	40.50	COVER, I/P LWR STRG COL (PAINT AS REQD.)
69-76	Y (EXC T.W., TEL WHL)	7807986	1	14.15	COVER, TRANS LK TUBE HSG
69-76	Y W/T.W., TEL WHL	7808410	1	15.85	COVER, TRANS CONT LK TUBE SHROUD
77	Y W/T&T WHL	7827201	1	87.00	COVER, LK HSG
77-78	Y W/T&T WHL	7833716	1	58.25	COVER, LK HSG
77-82	Y W/T&T WHL	7834218	1	68.00	COVER KIT, W/SCREW, STRG COL LK HSG
69-76	Y	7811172	1	37.00	HOUSING, STRG COL
71-76	Y (EXC. T.W., TEL WHL)	7811390	1	26.75	HOUSING, STRG COL SHFT TUBE BOWL
77	Y (EXC T&T WHL)	7833599	1	63.25	HOUSING KIT, STRG COL
78	Y (EXC T&T WHL)	7829079	1	63.25	HOUSING KIT, STRG COL
79	Y (EXC T&T WHL)	7831406	1	49.25	HOUSING KIT, STRG COL
64-66	Y (EXC TEL WHL)	3866469	1	21.10	JACKET,
69-76	Y W/T&T WHL	7815690	1	113.00	JACKET,
77	Y (EXC T&T WHL)	7827139	1	130.00	JACKET,
77-78	Y W/T&T WHL	7827066	1	125.00	JACKET,

FRONT SUSPENSION STEERING

6.518 BOWL-CAP-COLUMN-COVER-COVER KIT-HOUSING-HOUSING KIT-JACKET-PLATE-SCREW-SHROUD-SUPPORT-TUBE, Steering Column (Con't)

78	Y (EXC T&T WHL)	7829832	1	129.00	JACKET,
79	Y (EXC T&T WHL)	7831614	1	125.00	JACKET,
79-82	Y W/T&T WHL	7831684	1	127.00	JACKET,
78-82	Y W/T&T WHL	7828617	1	4.95	PLATE, STRG COL SHRD RET
69-70	Y W/T.W., TEL WHL	9419728	3	.34	SCREW, STRG COL HSG
71-76	Y	7808784	3	.61	SCREW, STRG COL CVR TO SHROUD
77	Y (EXC T&T WHL)	7827244	1	.72	SCREW, BOWL TO SHROUD RET
70-76	Y W/T.W., TEL WHL	7808408	1	38.25	SHROUD, STRG COL TRANS CONT LK TUBE
71-73	Y W/T.W., TEL WHL	7811350	1	15.25	SHROUD, STRG COL G/S HSG BOWL
77	Y W/T&T WHL	7827065	1	15.25	SHROUD, STRG COL
78-80	Y W/T&T WHL	7828403	1	20.00	SHROUD, STRG COL HSG
70-77	Y W/T.W., TEL WHL	7807635	1	33.25	SUPPORT, TURN SIG HSG
77	Y W/T&T WHL	7827200	1	37.25	SUPPORT, STRG COL
78-81	Y W/T&T WHL	7828618	1	35.25	SUPPORT, STRG COL HSG
82	Y W/T&T WHL	7836541	1	35.25	SUPPORT, STRG COL HSG
70-75	Y W/T.W., TEL WHL	7805702	1	78.25	TUBE, STRG COL TRANS CONT LK (4.025)

6.519 SEAL, Steering Column

53-61	Y	6264903	1	.36	SEAL (11/16 I.D. X 7/64) (4.338)
68	Y	3937189	1	.41	SEAL, STRG GEAR JACKET CVR
79-80	Y W/T&T WHL	7810306	1	3.95	SEAL, STRG SHAFT

6.521 ADAPTER-BEARING-BUSHING-CLIP-RACE-REINFORCEMENT-RETAINER-SEAT-SPRING-WASHER, Steering Column

NOTE 1: IT MAY BE NECESSARY TO CUT WIRE LENGTH AND REWORK AS NECESSARY.

69-82	Y	7805822	1	2.25	ADAPTER, STRG SHAFT LWR BRG
53-62	Y	5660233	1	13.00	BEARING, W/CABLE, UPR (NOTE 1)
63-65	Y (EXC. TEL. WHL.)	7802845	1	4.85	BEARING, INTER SHAFT AND YOKE
64-66	Y (EXC. T.W.)	5679205	1	N.L.	BEARING, UPR
65-66	Y W/TEL. WHL.	7800269	2	3.55	BEARING, COL UPR SHAFT
67-68	Y	7800407	1	2.65	BEARING, SHAFT LWR BRG
67-70	Y (EXC T.W., TEL WHL)	7800269	1	3.55	BEARING, UPR SHAFT
69-76	Y	7805365	1	2.15	BEARING, BOWL LVR
69-82	Y	7805700	1	7.90	BEARING, LWR SHIFT TUBE
69-82	Y W/T&T WHL	5696210	1	4.72	BEARING, UPR STRG SHAFT LWR
76	Y	7811024	1	8.60	BEARING, W/ADAPTER LWR JKT
77-78	Y (EXC T&T WHL)	7819517	1	8.75	BEARING, COL HSG
78	Y (EXC T&T WHL)	7829069	1	2.15	BUSHING, COL BRG RET
65-67	Y W/T&T WHL	7804439	1	.84	CLIP, LWR SHAFT BRG
65-67	Y W/TEL WHL	7804439	1	.84	CLIP, UPR SHAFT BRG
67-68	Y (EXC T.W.)	7804439	1	.84	CLIP, STRG SHAFT STOP RING
68-82	Y	7804439	1	.84	CLIP, STRG COL LWR BRG ADAPTER
69	Y	7804439	1	.84	CLIP, STRG SHAFT STOP RING
69-82	Y W/T&T WHL	5693941	1	3.76	RACE, UPR SHAFT UPR BRG
69-82	Y	7804440	1	1.45	REINFORCEMENT, LWR BRG ADAP
77	Y (EXC T&T WHL)	7819519	1	2.00	RETAINER, COL HSG BRG
78-79	Y (EXC T&T WHL)	7829072	1	1.50	RETAINER, COL UPR BRG
67-68	Y (EXC TEL WHL)	262474	1	.63	SEAT, LWR BRG UPR
69-82	Y W/T&T WHL	7804909	1	2.70	SEAT, UPR COL SHAFT, UPR BRG RACE
78-79	Y W/TILT WHL	7815184	1	2.80	SEAT, COL SHF UPR BRG INR RACE
53-62	Y	3741877	1	.40	SPRING, UPR (5 COILS-19/32 FREE LENGTH)
69-77	Y (EXC T.W., TEL WHL)	7804771	1	.77	SPRING, COL SHAFT UPR
69	Y W/T.W., TEL WHL	7808505	1	6.80	SPRING, CTR SPHERE
69-82	Y W/T&T WHL	5695946	1	1.65	SPRING, UPR
71-75	Y W/T.W., TEL WHL	7801309	1	3.55	SPRING, TILT WHL
77-78	Y (EXC T&T WHL)	7819898	1	2.80	SPRING, UPR BRG
78	Y W/TILT WHL	7815185	1	2.80	SPRING, COL SHF UPR BRG
67-68	Y	7802124	1	.74	WASHER, LWR BRG THRUST
78-79	Y (EXC T&T WHL)	7800580	1	.66	WASHER, COL SHF UPR THRUST
78-81	Y W/T&T WHL	7804906	1	1.60	WASHER, BOWL THRUST

6.524 REPAIR KIT-SHAFT-WORM-YOKE, Steering Column

71-82	Y	7810077	1	29.25	REPAIR KIT, UPR AND LWR
63-66	Y (EXC T&T WHL)	5690810	1	22.35	SHAFT (COMPLETE)(37 1/32)
69-75	Y W/T.W., TEL WHL	7806314	1	63.75	SHAFT (LOWER) (31 17/32)
70-74	Y W/T.W., TEL WHL	7800164	1	57.00	SHAFT (UPPER)
70-74	Y W/T.W., TEL WHL	7809174	1	171.00	SHAFT (COMPLETE)(31 17/32)
75-76	Y (EXC T&T WHL)	7831547	1	59.75	SHAFT (COMPLETE)
75	Y W/T.W., TEL WHL	7818945	1	179.00	SHAFT (COMPLETE) (31 17/32)

FRONT SUSPENSION STEERING

6.524 REPAIR KIT-SHAFT-WORM-YOKE, Steering Column (Con't)

76	Y W/T&T WHL	7825132	1	181.00	SHAFT (COMPLETE) (31 17/32)
76	Y W/T&T WHL	7825142	1	96.75	SHAFT (LOWER)
77	Y (EXC T&T WHL)	7831549	1	59.75	SHAFT (COMPLETE)
77	Y W/T&T WHL	7827129	1	57.25	SHAFT (UPPER)
77	Y W/T&T WHL	7827196	1	181.00	SHAFT (COMPLETE)
77-82	Y W/T&T WHL	7827197	1	96.75	SHAFT (LOWER)
78	Y (EXC T&T WHL)	7829834	1	61.50	SHAFT (COMPLETE)
78-82	Y W/T&T WHL	7829047	1	57.00	SHAFT (UPPER)
78-82	Y W/T&T WHL	7829600	1	179.00	SHAFT (COMPLETE)
63-71	Y	5677650	1	62.75	WORM, W/BALL NUT
70-82	Y	7812942	1	78.25	WORM, STRG GEAR
71-75	Y W/T.W., TEL WHL	7809169	1	69.00	YOKE, UPR SHAFT
77-82	Y W/T&T WHL	7825339	1	72.50	YOKE, W/RACE, SHAFT

6.525 BEARING-BOLT-BOLT KIT-CLAMP-CLAMP KIT-COUPLING- FLANGE-NUT-REINFORCEMENT-RETAINER-SCREW-SEAL-SPRING-WASHER, Steering Gear Shaft

70	Y	5671921	2	1.40	BEARING, U JT COUPLING
53-79	Y	3991997	AR	1.00	BOLT, HEX (7/16-20 X 2-300M)
65-82	Y	7807271	1	2.10	BOLT (3/8-24 X 1 7/32)
69-74	Y	7806388	1	2.00	BOLT, COUPLING (5/16-24 X 1 9/16)
69-74	Y	7806389	1	2.00	BOLT, COUPLING (3/8-24 X 1 9/16)
67-68	Y	7806747	1	4.70	BOLT KIT,
53-66	Y	599234	AR	1.00	CLAMP, STRG SHAFT LWR BRG SPRING
					CLAMP (3/4 I.D. X 3/4 WIDE)(6.525)
71-73	Y W/T.W., TEL WHL	7804801	1	7.00	CLAMP KIT, W/BOLT
63-66	Y (EXC TEL WHL)	5690809	1	63.25	COUPLING, W/FLANGE
63-66	Y (EXC TEL WHL)	5691327	1	32.25	COUPLING, W/FLANGE, LWR
67-69	Y (EXC P.S.)	7806391	1	23.45	COUPLING, W/FLANGE
69-77	Y	7818568	1	29.00	COUPLING, W/FLANGE, LWR
78-81	Y	7818568	1	29.00	COUPLING, W/FLANGE
67-82	Y	7807052	1	18.60	FLANGE, GEAR, UPR
78-81	Y	7818568	1	29.00	FLANGE, W/CPLG, GEAR
78	Y	7826012	1	1.85	NUT, COUPLING SHIELD RET
63-67	Y	5682486	2	.52	REINFORCEMENT, STRG SHAFT CPLG
69	Y	5682486	2	.52	REINFORCEMENT, INTER SHAFT
					COUPLING
70	Y W/T.W., TEL WHL	7803432	2	.80	RETAINER, INTER STRG SHFT COUPLING
					SEAL
71-79	Y W/T&T WHL	7803623	1	1.05	SCREW, SHFT LK BOLT SPRING (6.500)
70-82	Y	5674114	1	1.75	SEAL, GEAR WORM SHAFT
74-79	Y (350) (M20, M21) H/PER	5696537	2	2.20	SEAL, TRANS SHFT LVR SHF OIL
79	Y (M20) (EXC SP H/PER) (2ND DES)	5696537	1	2.20	SEAL, TRANS SHFT LVR SHF OIL
80-81	Y (M18)	5696537	1	2.20	SEAL, TRANS SHFT LVR SHF OIL
70-71	Y	5675186	1	.53	SPRING, UPR, COUPLING
67-76	Y (EXC T.W. WHL)	7800580	1	.66	WASHER, UPR RET RING THRUST (4.012)

6.550 ADAPTER-VALVE-VALVE KIT, Steering Gear Hydraulic

64-81	Y	7825644	1	78.75	ADAPTER,
63-73	Y	5691955	1	118.00	VALVE, W/ADAP
74-75	Y	7819980	1	152.00	VALVE, W/ADAP
76-82	Y	7825636	1	156.00	VALVE, W/ADAP
75	Y	5687997	1	4.80	VALVE KIT, W/SEAL & WASHER

6.551 KIT, Steering Gear Hydraulic Valve

NOTE 1: CONSISTS OF VALVE SHAFT AND BALL SEAT SPRING.

NOTE 2: CONSISTS OF 2 SEATS, 1 EACH, SEAL, SPRING, STUD, LOCK NUT, SPACER AND SCREW OR BOLT.

NOTE 3: CONSISTS OF 1 EACH, ADAPTER AND PLUG ASM., RELAY ROD, CLAMP, LOCK NUT, SEAL, SPACER SCREW AND BOLT.

63-81	Y	5687998	1	5.05	KIT, (NOTE 1)
63-81	Y	5691150	1	14.00	KIT, ADAP (NOTE 2)
63-81	Y	5691151	1	29.75	KIT, ADAP AND SLEEVE (NOTE 3)
63-81	Y	5691690	1	3.85	KIT, BALL STUD SEAL AND CLAMP

6.552 RETAINER-SEAL-SPRING-WASHER, Steering Gear Hydraulic Valve

63-74	Y	5687006	1	.69	RETAINER, SPRING
63	Y	5691199	1	1.05	SEAL, END PLUG, VLV HSG (6.581)
65-74	Y	5681740	1	.79	SEAL, O RING, VLV REACTION SPOOL (27/64 I.D.) (6.674)
63-74	Y	5687990	1	.50	SPRING, ADJ (6 COILS-25/32 FREE LENGTH)
70-73	Y	5688441	1	.54	SPRING, W/VLV (2.9 COILS-35/64 FREE LENGTH)

FRONT SUSPENSION STEERING

6.552		RETAINER-SEAL-SPRING-WASHER, Steering Gear Hydraulic Valve		(Con't)	
63-74	Y	5687991	1	.50	WASHER, SPRING THRUST (7/8 O.D.)
6.554		COVER KIT-GASKET-SPACER-WASHER, Hydraulic Steering Valve			
64-73	Y	5687996	1	1.35	COVER KIT, W/LK NUT, DUST
74-81	Y	7816810	1	.87	COVER KIT, W/LK NUT, DUST
63-81	Y	5691581	1	.68	GASKET, ADAP ANNULUS SPACER
63-81	Y	5685469	1	.62	SPACER, ADAP ANNULUS
63-81	Y	5687011	1	.50	WASHER, ADAP SHAFT
6.560		KEY -PLUG-SEAT-SLEEVE-SPRING, Hydraulic Steering Adapter			
63-81	Y	5686218	1	.42	KEY (9/16 DIA. HOLE)
63-81	Y	5691747	1	4.75	PLUG, ADJ. BALL (1 5/16 O.D. X 21/32 THK.)
63-73	Y	264946	2	1.50	SEAT, BALL (1" O.D.) (6.874)
63-74	Y	5687704	1	8.25	SLEEVE, BEARING (1 7/32 O.D. X 1 13/16 O.L.)
63-81	Y	5687733	1	.40	SPRING, BALL SEAT (9/16 FREE HGT.-SPIRAL SHAPE)
6.575		BRACKET-NUT-REINFORCEMENT, Hydraulic Steering Cylinder			
63-82	Y	3832131	1	7.05	BRACKET, FRAME
63-82	Y	3829413	1	.40	NUT, FRAME BRKT (3/8-24)
63-82	Y	14011278	1	2.25	REINFORCEMENT, FRAME BRKT
6.576		CYLINDER, Steering Gear Hydraulic			
63-82	Y	5691112	1	87.50	CYLINDER (23 5/64 O.L.)
6.581		GROMMET-PLUG-RING-SEAL-SEAT-SPACER-SPRING-STUD-WASHER, Hydraulic Steering Cylinder Piston Rod			
74-82	Y	3709452	2	.31	GROMMET, CYL TO FRAME BRKT
63-75	Y	5691207	1	4.95	PLUG, BALL STUD END (1 3/16 O.D.)
63-75	Y	5691200	1	.41	RING, BALL STUD PLUG RET
63-64	Y	3687643	1	.39	SEAL, BALL STUD (6.242)
63-75	Y	7807845	AR	1.05	SEAL, O RING, END PLUG, VLV HSG
76-81	Y	7807845	1	1.05	SEAL, END PLUG SEAL
63-75	Y	264936	1	1.05	SEAT, BALL STUD
63-75	Y	264937	1	.37	SEAT, BALL STUD SPRING
63-82	Y	3709917	1	.31	SPACER, CYL. TO FRAME BRKT.
63-75	Y	5684403	1	.33	SPRING, BALL STUD SEAT
63-75	Y	5685382	1	3.30	STUD, MT BALL
63-79	Y	3709452	2	.31	WASHER, HYD STRG CYL TO HYD STRG CYL FRAME BRKT (1/2 I.D. X 1 3/8 O.D.)
63-82	Y	3938729	2	1.65	WASHER, CYL TO CYL TIE ROD BRKT GROMMET RET (13/32 I. D. X 1 3/8 O.D.)
6.605		PUMP, Power Steering			
65-73	Y	7808286	1	156.00	PUMP,
74	Y	7816847	1	156.00	PUMP,
75-79	Y	7818044	1	156.00	PUMP,
80-81	Y	7838904	1	156.00	PUMP, HYD STRG
82	Y	7839822	1	156.00	PUMP, HYD STRG
6.606		BOLT-BRACE-BRACKET-BRACKET KIT-SPACER-STUD-WASHER, Steering Pump Mounting			
68-75	Y	9430724	1	.94	BOLT, PUMP MT BRKT TO SUPT (3/8-16 X 3 3/4)
71-82	Y	3826039	2	.33	BOLT, PUMP MT BRKT TO SUPT (5/8-18 X 1 3/4)
77	Y	331246	1	.30	BOLT, PUMP BRACE TO ENG (3/8-16 X 15/16)(300M)
65-69	Y (396, 427)	3946000	1	13.65	BRACE,
70-74	Y (454) (EXC. H.D.)	3946000	1	13.65	BRACE,
63-65	Y W/SP. H/PER., HYD. LIFTERS	3786870	1	4.30	BRACKET, USED W/PUMP W/RR MT STUDS
65-68	Y (427)	3946002	1	14.80	BRACKET,
70-74	Y (454)	3946002	1	14.80	BRACKET,
74-82	Y	3928493	1	8.95	BRACKET KIT, W/SUPPORT HYD STRG PUMP
77-79	Y (EXC. A.C.)	3983422	1	.62	SPACER, PIV BRKT
63-79	Y	5689546	2	.98	STUD (3/8-16 X 1 1/2)
80-82	Y	7831388	1	2.35	STUD,
59-82	Y	502306	AR	.27	WASHER (13/32 X 3/4 X 1/8)

FRONT SUSPENSION STEERING

6.608 HOUSING-PIN, Steering Pump

NOTE 1: USED WITH PUMPS WITH DATE STAMPED ON RESERVOIR 356XX7 OR HIGHER.

67-79	Y	7807934	1	70.75	HOUSING,
80-82	Y	7830236	1	51.50	HOUSING,
63-82	Y	5689357	2	.53	PIN, DOWEL (3/16) (NOTE 1)

6.609 PLATE-RING-SEAL-SEAL KIT, Steering Pump

63-82	Y	5689358	1	2.70	PLATE, PUMP END (2 25/64 DIA.)
63-82	Y	5688014	1	.46	RING, END PLT RET (3" O.D.)
76-81	Y	7825171	1	23.65	RING, PUMP
63-66	Y	5688034	2	1.65	SEAL (2 51/64 I.D.)
63-82	Y	5688044	1	N.L.	SEAL KIT,

6.610 RING KIT, Steering Pump

63-81	Y	7825173	1	75.25	RING KIT, ROTOR & VANE
81	Y	7836571	1	75.00	RING KIT, ROTOR & VANE LESS GROOVE
81	Y	7837322	1	N.L.	RING KIT, HYD STRG PUMP ROTOR VANE(ROTOR HAS GROOVE)
81-82	Y	7837337	1	75.00	RING KIT, ROTOR & VANE W/GROOVE ..

6.612 PLATE-PLATE KIT-SPRING, Steering Pump

63-82	Y	5688043	1	11.70	PLATE, PRESS (17/32 THK)
63-80	Y	7834716	1	11.70	PLATE, THRUST
75-80	Y	7836369	1	11.70	PLATE, HYD STRG PUMP THRUST
82	Y	7836369	1	11.70	PLATE, HYD STRG PUMP THRUST
82	Y	7839669	1	11.70	PLATE, HYD STRG PUMP PRESS
82	Y	7841272	1		PLATE KIT, PRESSURE & THRUST
63-82	Y	5688037	1	.94	SPRING, FLOW CONT (1 31/32 FREE LENGTH)
63-81	Y	5689359	1	.50	SPRING, PRESS PLT

6.614 SHAFT, Steering Pump

NOTE 1: USED WITH PUMPS WITH DATE STAMPED ON RESERVOIR 356XX7 OR HIGHER.

67-74	Y	7810333	1	24.25	SHAFT, (NOTE 1)
75-81	Y	7818175	1	32.25	SHAFT, W/RING
81-82	Y	7837321	1	29.75	SHAFT, W/RING, HYD STRG PUMP DRIVE ..

6.616 RING, Steering Pump Drive Shaft Outer Bearing Retainer

69-81	Y	5689388	1	.58	RING,
81-82	Y	7837284	1	.58	RING, HYD STRG PUMP SHAFT RET

6.617 SEAL, Steering Pump Drive Shaft

63-66	Y	5688020	1	3.35	SEAL,
67-82	Y	7808195	1	3.55	SEAL,

6.624 VALVE, Steering Pump Control

NOTE 1: INCLUDES PLUNGER, GUIDE, BALL SPRING, SCREW, FILTER AND SHIM.

63-68	Y	5692407	1	14.35	VALVE, (NOTE 1)
70-82	Y	7809226	1	8.70	VALVE,

6.635 CAP-RESERVOIR-RESERVOIR KIT-SEAL, Steering Pump

63-82	Y	7834183	1	6.60	CAP, RESVR
67-74	Y	7826727	1	35.75	RESERVOIR,
75-82	Y	7826770	1	47.25	RESERVOIR KIT,
63-82	Y	5688015	1	2.65	SEAL, O RING, RESVR (4 1/2 I.D.)
63-77	Y	5688109	2	.58	SEAL, RESVR BOLT (29/64 O.D.)

6.655 GUARD-NUT-PULLEY-WASHER, Steering Pump

NOTE: IN SOME CASES DOUBLE GROOVE PULLEYS MAY BE USED IN PLACE OF SINGLE GROOVE PULLEYS.

NOTE 1: 1977 1ST DESIGN, NO 2ND DESIGN.

65-66	Y	W/A.C., 62 AMP.	3890478	1	3.80	GUARD, BELT
67-69	Y	(EXC. 427)	3890478	1	3.80	GUARD, BELT
70-77	Y	(350)	3890478	1	3.80	GUARD, BELT (NOTE 1)
63-75	Y		3824475	1	.55	NUT, PULLEY (9/16-18)
63-68	Y	(327)	3770509	1	13.30	PULLEY (5 47/64 O.D.)
65-68	Y	(327) W/SP. H/PER., HYD. LIFTERS (EXC. A.C.)	3834720	1	21.05	PULLEY,
65	Y	(396)	3878245	1	41.25	PULLEY (6 1/2 O.D.)
66-69	Y	(427) (EXC. H.D.)	3878245	1	41.25	PULLEY (6 1/2 O.D.)
69-70	Y	(350) (EXC. SP. H/PER., A.C.)	3834720	1	21.05	PULLEY,
69-74	Y	(350) W/A.C.	3770509	1	13.30	PULLEY (5 47/64 O.D.)
70	Y	(350) W/SP. H/PER.	3834720	1	21.05	PULLEY,
70	Y	(454) W/H/PER. (EXC. A.C.)	3878245	1	41.25	PULLEY (6 1/2 O.D.)
70	Y	(454) W/H.D.	3878245	1	41.25	PULLEY (6 1/2 O.D.)
71-74	Y	(EXC. 454, A.C.)	3834720	1	21.05	PULLEY,

FRONT SUSPENSION STEERING

6.655 GUARD-NUT-PULLEY-WASHER, Steering Pump (Con't)					
71-74	Y (454)	3878245	1	41.25	PULLEY (6 1/2 O.D.)
75-82	Y	14023175	1	13.25	PULLEY (5 23/32 O.D.) 1 GROOVE
66-69	Y (EXC. 427, H/PER.)	3860454	2	.31	WASHER, BELT GUARD (3/8 I.D. X 17/32 O.D.)
70-77	Y (350)	3860454	2	.31	WASHER, BELT GUARD (3/8 I.D. X 17/32 O.D.)
6.665 BOLT, Steering Pump Idler					
58-82	Y	3898575	AR	.75	BOLT, HEX (3/8-16 X 3 PC 280M)
6.670 HOSE-PIPE, Steering Gear Oil Pressure					
63-73	Y (EXC. 396,427,454)	3826277	1	23.00	HOSE, PUMP TO CONT VLV INLET
65-69	Y (396, 427)	3878886	1	23.00	HOSE, PUMP TO CONT VLV INLET
70-74	Y (454) (EXC. H.D.)	3878886	1	23.00	HOSE, PUMP TO CONT VLV INLET
74	Y (350)	3826277	1	23.00	HOSE, PUMP TO CONT VLV INLET
75-79	Y	3826277	1	23.00	HOSE, PUMP TO CONT VLV INLET
80-82	Y	7834409	1	23.00	HOSE, PUMP TO CONT VLV INLET
63-82	Y	3826275	1	7.45	PIPE, STRG CONT VLV TO EXTEND CYL
63-82	Y	3826276	1	8.10	PIPE, STRG CONT VLV TO RETRACT CYL
6.671 HOSE, Steering Gear Oil Return					
63-82	Y	3826278	1	6.55	HOSE, PUMP TO CONT VLV OTLT
6.672 BRACKET-CLAMP, Power Steering Hose					
75-81	Y W/P/S (N41)	7819613	1	8.95	BRACKET, PWR STRG HOSE GDE
76-81	Y	7819613	1	8.95	BRACKET, HYD STRG HOSE GUIDE
63-76	Y	3874661	1	.31	CLAMP, STRG TO GEAR, INLET AND OTLT
6.673 CONNECTOR-FITTING-SEAL-SEAT, Steering Gear Oil Pressure Hose					
63-76	Y	7826302	1	1.60	CONNECTOR, HYD VLV HSG (INVERT FLD TUBE)
76-79	Y	7811615	1	5.05	FITTING, W/ORIFICE, OTLT
81-82	Y	7830911	1	4.25	FITTING, HYD STRG PUMP
76-81	Y W/P.S.(N41)	5681740	3	.79	SEAL, O-RING
63-81	Y	5681757	AR	.59	SEAT, STRG CYL (3/16 I.D. X 3/8 O.D.)
75-81	Y W/P.S.(N41)	5681757	3	.59	SEAT, INV FLARED
6.674 SEAL, Steering Gear Oil Hose					
63-81	Y	5681740	1	.79	SEAL, O RING VALVE REACTION SPOOL (27/64 O.D.)
63-82	Y	5688035	1	.65	SEAL, O RING PUMP OUTLET FITTING (37/64 I.D.)
63-77	Y	5688049	1	.54	SEAL, PUMP OUTLET FITTING (15/16 O.D.)
6.758 SEAL, Steering Column					
69-77	Y W/T.W., TEL. WHL.	7806815	1	3.80	SEAL, STRG COL TO DASH
78-82	Y	7806815	1	3.80	SEAL, STRG COL TO DASH
6.760 BOLT-BRACE-BRACKET-COVER-NUT-SCREW-SUPPORT-WASHER, Steering Column Attaching					
68-69	Y	3928894	AR	.31	BOLT, COL SUPT BRKT (7/16-18 X 5/8)
69-75	Y67	3958304	1	3.80	BRACE, SUPT TO BODY HINGE PILLAR
69-75	Y67 (EXC. A.C.)	3962667	1	3.75	BRACE, SUPT TO U/B
69-82	Y	347894	1	62.75	BRACKET, STRG COL SUPT
78-82	Y	468102	1	40.50	COVER, I/P LWR STRG COL (BLACK) (PAINT AS REQUIRED)
60-79	Y	1378333	AR	.30	NUT, HEX FLANGE (3/8-16 PC 286M)
63-66	Y	9422314	1	.32	SCREW, UPR AND LWR CLAMP
69-82	Y	3945326	1	8.10	SUPPORT,
78-79	Y	587168	AR	.25	WASHER, FLAT
6.786 BEARING-BUSHING, Steering Gear Pitman Shaft					
53-62	Y	148418	1	3.30	BEARING, HOUSING (1 1/8 I.D. X 1 3/8 O.D. X 1 LONG)
63-82	Y	266316	AR	3.75	BUSHING (1 1/8 I.D. X 1 3/8)
6.803 HOUSING, Steering Gear					
63-82	Y	5677646	1	71.25	HOUSING, W/BSHG
6.807 COVER, Steering Gear Housing Side					
63-82	Y	7806748	1	20.00	COVER, W/BSHG, SI

FRONT SUSPENSION STEERING

6.809		BOLT-GASKET, Steering Gear Housing Side Cover			
69-75	Y	180120	3	.30	BOLT (3/8-16 X 3/4)
63-82	Y	5666734	1	.50	GASKET (3" HOLES 13/32 I.D.)
6.822		ADJUSTER, Steering Gear Lash Adjuster			
53-82	Y	7802482	1	1.15	ADJUSTER, LASH (7/16-20 X 1 9/16)
6.828		SHIM KIT, Steering Gear Lash Adjuster			
53-82	Y	605142	1	1.50	SHIM KIT (.063-.065-.067-.069 THK)
6.830		ADJUSTER, Steering Gear Worm Bearing			
63-82	Y	5677643	1	12.65	ADJUSTER, STRG GEAR WORM BRG
6.832		NUT, Steering Gear Housing			
63-82	Y	5676217	1	1.65	NUT, ADJ LOCK (2 3/4-16 THREAD)
6.835		BEARING-RACE, Steering Gear Thrust			
53-62	Y	261866	2	3.35	BEARING (1 3/4 O.D.)
63-82	Y	5666693	2	2.10	BEARING (1 5/16 O.D.)
63-82	Y	5666683	2	4.08	RACE (1 1/2 O.D. X 5/16 THK.)
6.842		GUIDE, Steering Gear Ball Return			
63-71	Y	5677107	1	.54	GUIDE (RH THREAD)
75-82	Y	5677107	1	.54	GUIDE,
6.843		CLAMP-SCREW, Steering Gear Ball Return Guide			
63-82	Y	5677106	1	.69	CLAMP (5/8 WIDE, R.H. THREAD)
63-82	Y	5674113	3	.47	SCREW, W/LOCKWASHER(#12-28 X 5/16)
6.844		BALL, Steering Gear Worm			
63-72	Y	7808541	AR	.50	BALL (9/32 DIA.)
70-82	Y	5671106	1	6.40	BALL, STRG GEAR
6.850		GEAR, Steering Gear Pitman			
63-82	Y	7812838	1	35.00	GEAR,
6.855		SEAL, Steering Gear Pitman Shaft			
63-82	Y	7801626	1	3.15	SEAL, STRG PITMAN SHAFT GREASE
6.859		ARM, Steering Pitman			
63-82	Y	3741383	1	25.25	ARM,
63-76	Y (EXC. P.S.)	3829451	1	24.60	ARM,
6.861		NUT-WASHER, Steering Pitman Arm			
53-62	Y	7809779	1	1.30	NUT (3/4-16 X 3/8 THICK-1 1/4 HEX.)
63-82	Y	5667628	1	1.70	NUT, PITMAN ARM (7/8-14)
78-79	Y	5697702	AR	.75	WASHER, LOCK
82	Y	5697702	1	.75	WASHER, PITMAN ARM LOCK
6.865		BOLT, Steering Linkage			
63-67	Y (EXC. P.S., F.I., SP. H/PER., 427)	3707480	AR	.89	BOLT, BRKT TO RELAY ROD (7/16-20 X 1 1/2) (6.172)
63-65	Y W/P.S., F.I., SP. H/PER.	3815933	2	1.40	BOLT, ABS TO BRKT (7/16-20 X 2 1/4) (0.662)
6.870		CLAMP-ROD, Steering Relay			
53-62	Y	599234	2	1.00	CLAMP, SLEEVE (6.525)
63-68	Y (EXC. 396, 427, P.S.)	3955521	1	155.00	ROD, relay w/strg. shock abs.
63-68	Y (396, 427) (EXC. P.S.)	3955512	1	82.75	ROD, RELAY (EXC. STRG. SHOCK ABS.)
63-76	Y W/P.S.	3952707	1	77.00	ROD, RELAY
69-76	Y (EXC. P.S.)	3955512	1	82.75	ROD, RELAY (EXC. STRG. SHOCK ABS.)
77-82	Y	3952707	1	77.00	ROD, RELAY
6.874		BOLT-SEAT-STUD, Steering Connecting Rod			
77-82	Y	3820342	2	.55	BOLT, RLY AND TIE ROD TO FRM(3/8-24 X 4 1/2)(6.509)
63-76	Y (EXC. P.S.)	3741378	2	1.20	SEAT, BALL STUD
63-73	Y W/P.S.	264946	2	1.50	SEAT, ADAPTER BALL (1" O.D.)
63-75	Y (EXC. P.S.)	3829448	1	1.80	STUD, BALL
6.876		SPRING, Steering Connecting Rod			
53-62	Y	335976	AR	1.20	SPRING (25/32 FREE LENGTH)
63-76	Y (EXC. P.S.)	3741385	2	1.20	SPRING, BALL STUD (1" FREE LENGTH) (4 1/4 COILS)

FRONT SUSPENSION STEERING

6.881 PLUG, Steering Connecting Rod End

55-76	Y (EXC. P.S.)	335977	AR	2.05	PLUG, STRG RLY ROD (1 1/16-18 THREAD X 1/2 O.L.)
-------	---------------	--------	----	------	---

6.886 CLAMP-SEAL, Steering Connecting Rod

NOTE: ON UNITS EQUIPPED W/P.S., QUANTITY REQUIRED IS ONE.

63-66	Y	3830896	1	1.25	CLAMP, RELAY ROD SEAL
67-76	Y (EXC. P.S.)	3830896	1	1.25	CLAMP, RELAY ROD SEAL
63-76	Y (EXC. P.S.)	3829450	1	1.15	SEAL, RELAY ROD (15/16 I.D. X 1 3/16 O.D.)
64-68	Y (EXC. P.S.)	3826598	2	.37	SEAL (1/2 I.D. X 1 35/64 O.D.) (6.242)

6.895 LEVER, Steering Idler

63-82	Y	3779184	1	35.00	LEVER (FORGED 3779185)
75-82	Y W/P.S.	3779184 14053350	1		LEVER, STRG IDLER

6.896 BRACKET, Steering Idler Arm

63-82	Y	3819289	1	1.60	BRACKET,
-------	---	---------	---	------	----------

6.897 SPACER-WASHER, Steering Idler Lever

76-82	Y W/A.C.	3820389	1	.35	SPACER (SEE GROUP 9.171 FOR USAGE)
63-82	Y	3793578	1	.35	WASHER, TO RELAY ROD (5/8)

6.898 SEAL, Steering Idler

63-82	Y	3744796	AR	.36	SEAL, TO RELAY ROD
63-81	Y	3779196	1	.46	SEAL (1 1/2 DIA.)



CHEVROLET

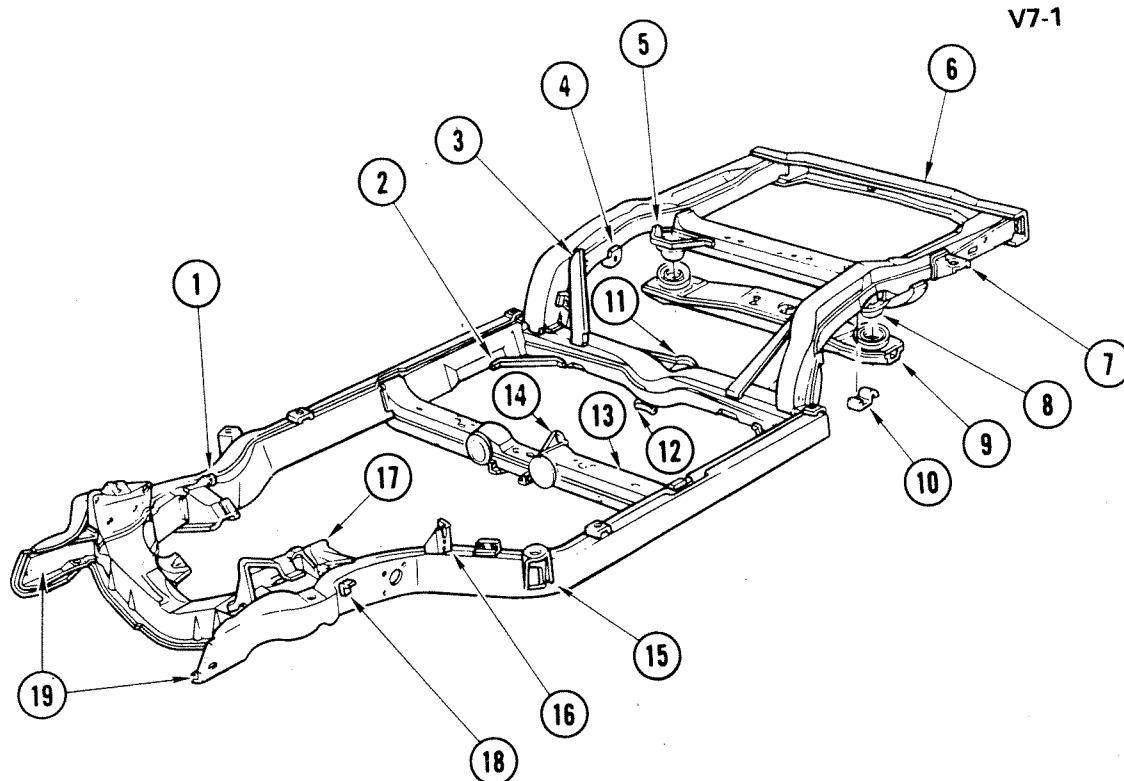
CHEVROLET CHASSIS GROUP 7.000



CHEVROLET

ILLUSTRATION INDEX

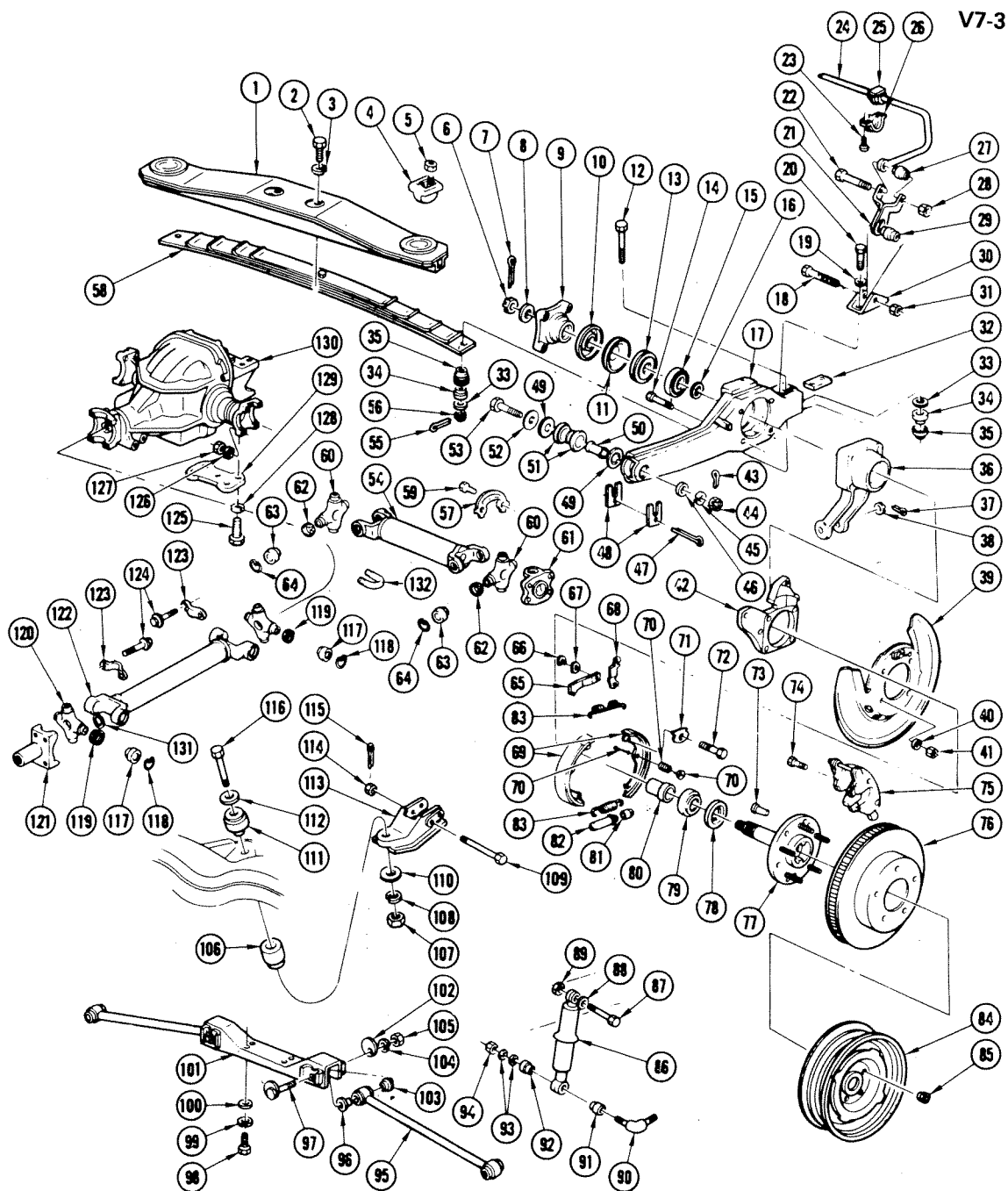
	TITLE	PAGE
1968-82	"Y" FRAME.....	7-1
1963-79	"Y" REAR SUSPENSION.....	7-2
1980-82	"Y" REAR SUSPENSION.....	7-4
1968-72	"Y" FRONT BUMPER.....	7-6
1968-73	"Y" REAR BUMPER.....	7-7
1973-74	"Y" FRONT BUMPER.....	7-8
1974	"Y" REAR BUMPER.....	7-9
1975	"Y" FRONT BUMPER.....	7-10
1976-79	"Y" FRONT BUMPER.....	7-12
1975-79	"Y" REAR BUMPER.....	7-14
1980-82	"Y" FRONT BUMPER.....	7-16
1980-82	"Y" REAR BUMPER.....	7-17
1968-79	SPARE TIRE CARRIER AND LOCK.....	7-18
1980-82	SPARE TIRE CARRIER AND LOCK.....	7-19



V7-1

1968-82 "Y" FRAME

1. BRACKET ASM, Eng Frt Mtg Frame	0.029
2. GUSSET, Frt Crossmember	7.039
3. REINFORCEMENT ASM, Frt Crossmember	7.039
4. BRACKET, Right Rear Supt Cont Arm Bpr	5.380
5. BRACKET, Diff Carrier Mtg Rear	7.039
6. MEMBER ASM, Rear Cross	7.014
7. BRACKET, Body #4	7.330
8. SUPPORT ASM, Rear Susp Outer Mtg (5-1/8" OD)	5.418
9. MEMBER ASM, Rear Susp Mtg Cross (1968-79 Only)	5.380
10. BRACKET, Rear Susp Control Arm Bpr	5.380
11. BRACKET, Diff Carrier Mtg Frt	7.039
12. BRACKET, Seat Belt Cable (1974-75 Only)	14.875
13. MEMBER ASM, Trans Supt Cross	7.011
14. BRACKET, Park Brake to Crossmember	4.785
15. BRACKET, Body #1	7.330
16. BRACKET, Shaft Frame	0.852
17. BRACKET ASM, Frt Mtg Frame	0.029
18. BRACKET, Frt Left Frame ("L" Shape W/O Side Proj)	4.681
19. MEMBER KIT, Frt Side Cross	7.010



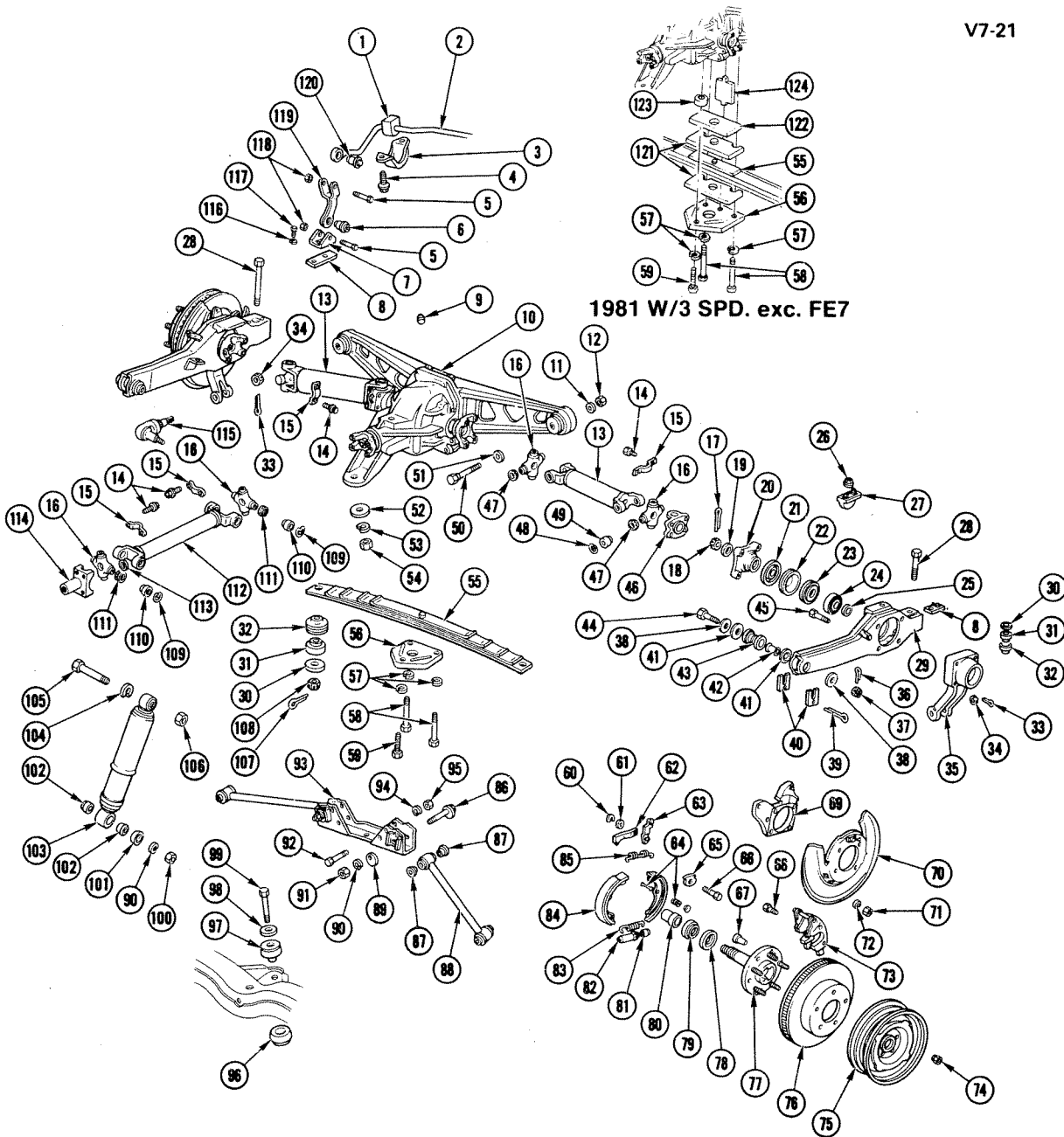
V7-3

1963-79 "Y" REAR SUSPENSION

1963-79 "Y" REAR SUSPENSION

1. MEMBER, Rr Susp Mtg Cross	5.380	66. CLIP, Parking Lvr	5.056
2. BOLT (7/16"-14 x 1 1/8")	8.900	67. WASHER, Pivot Pin	5.158
3. WASHER (7/16")	8.929	68. LEVER, Parking Brake	5.149
4. BUMPER, Rr Spring	5.395	69. SHOE KIT, Parking Brake	5.017
5. NUT (3/8"-16)	6.760	70. PIN, Brake Shoe	5.043
6. NUT (3/4"-20)	5.829	71. PLATE, Brake Shoe Guide	5.045
7. PIN, Rr Whl Spindle	8.939	72. BOLT (1/2"-20 x 2")	5.056
8. WASHER (7/32")	5.830	73. RIVET, Spindle	N.S.
9. FLANGE, Rr Whl Spindle	5.806	74. BOLT (7/16"-20 x 1 1/8")	8.900
10. DEFLECTOR, Rr Whl Spindle	5.425	75. HOUSING ASM, Brake Caliper	4.665
11. SHIELD, Rr Whl Inr Brg	5.815	76. DISC, Rr Whl Brake	5.809
12. BOLT, Rr Spring (9/16"-18 x 6 3/8")	7.529	77. SPINDLE, Rr Whl	5.806
13. SEAL, Rr Inr Brg	5.822	78. SEAL, Rr Whl Otr Brg	5.822
14. BOLT (3/8"-24 x 2 7/8")	5.002	79. BEARING ASM, Rr Whl Otr	5.855
15. BEARING, Rr Whl Inr	5.855	80. SPACER, Brg	5.816
16. SHIM, Rr Whl	5.855	81. SOCKET, Adj Screw	5.111
17. ARM, Torque Control	5.382	82. SCREW, W/Nut Parking Brake Adj	5.110
18. BOLT (3/8"-16 x 1 3/8")	8.900	83. SPRING, Parking Brake	5.026
19. WASHER (5/16" x 19/32")	8.931	84. WHEEL ASM, Rr	5.803
20. BOLT (5/16"-18 x 3/4")	8.900	85. NUT (7/16"-20)	5.813
21. LINK, Rr Stab Shaft	7.240	86. ABSORBER, Rr Shock	7.345
22. BOLT (3/8"-16 x 1 3/8")	8.900	87. BOLT (7/16"-20 x 2 3/16")	7.347
23. BOLT (5/16"-18 x 1 7/16")	8.900	88. WASHER (7/16")	8.931
24. SHAFT, Rr Stab	7.241	89. NUT (7/16"-20)	8.916
25. BUSHING, Rr Stab Shaft	7.243	90. SHAFT, Rr Whl Spindle	5.381
26. BRACKET, Stab Shaft	7.242	91. GROMMET, Shk Abs Link Rr Lwr	7.388
27. BUSHING, Rr Stab	7.243	92. GROMMET, Shk Abs Link Rr Lwr	7.388
28. NUT (3/8"-16)	8.916	93. WASHER (1/2" x 7/8")	8.931
29. BUSHING, Rr Stab	7.243	94. NUT (1/2"-20)	5.383
30. BRACKET, Rr Stab Shaft	7.242	95. STRUT, Rr Whl Spindle Supt	5.415
31. NUT (3/8"-16)	8.916	96. CAP, Bushing	5.417
32. PLATE (3 x 3/4" W/2 Holes)	7.245	97. CAM, Spindle Supt Strut	5.417
33. RETAINER, Otr Rr Spring	7.545	98. BOLT (3/8"-16 x 7/8")	8.900
34. CUSHION, Rr Spring	7.545	99. WASHER (3/8")	8.931
35. RETAINER, Inner	7.545	100. WASHER (23/32")	8.929
36. SUPPORT, Cont Arm to Spindle	5.380	101. BRACKET, Rr Whl Spindle	5.380
37. PIN (5/32"-1 1/4")	8.938	102. CAM, Rr Whl Spindle	6.172
38. NUT (5/8"-18)	8.917	103. BUSHING, Rr Whl Strut	5.417
39. PLATE, Parking Brake	5.001	104. WASHER (1/2")	8.931
40. WASHER (3/8")	8.931	105. NUT (1/2"-20)	8.921
41. NUT (3/8"-24)	8.915	106. INSULATOR, Diff Carr Mt Lwr	9.023
42. BRACKET, Brake Flange Rr	5.001	107. NUT (7/16")	8.915
43. PIN (3/32" x 1")	8.938	108. WASHER (7/16")	8.931
44. NUT (7/16")	N.S.	109. BOLT (7/16"-20 x 4 13/16")	5.383
45. WASHER (7/16" x 51/64" x 5/32")	8.931	110. PLATE, Body Mtg Cushion	N.S.
46. WASHER (15/32")	5.383	111. INSULATOR, Diff Carr Mt Up	9.023
47. PIN (11/64" x 4 1/2")	8.938	112. WASHER (7/16")	8.154
48. SHIM, Rr Susp Torque	5.380	113. BRACKET, Diff Carrier Mtg	5.500
49. PLATE, Rr Susp Torque	5.381	114. NUT (7/16"-20)	0.002
50. RETAINER, Torque Arm Bshg	5.381	115. PIN (3/32" x 1")	8.938
51. BUSHING, Up Rr	5.381	116. BOLT (7/16"-14 x 2 7/8")	8.900
52. WASHER (15/32")	5.383	117. BEARING ASM, Part Of #120	5.548
53. BOLT (7/16"-20 x 49/16")	5.383	118. RING, "U" Joint (Also Part #120)	5.586
54. SHAFT, Axle	5.420	119. SEAL, "U" Joint (Also Part #120)	5.560
55. PIN (1/8" x 1 1/4")	8.938	120. REPAIR KIT, "U" Joint	5.548
56. NUT (9/16"-18)	8.917	121. YOKE, "U" Joint Sleeve Frt	5.555
57. LOCK, Rr Axle "U" Joint	5.428	122. SHAFT, Rr Propeller	5.544
58. SPRING, Leaf Type Rr	7.503	123. STRAP, Propeller Shaft	5.586
59. BOLT (7/16"-20 x 1 1/8")	8.900	124. BOLT (5/16"-24 x 1 7/16")	5.586
60. REPAIR KIT, Dr Shaft "U" Joint	5.548	125. BOLT (7/16"-14 x 3 5/16")	8.900
61. FLANGE, Rr Whl "U" Joint	5.425	126. WASHER (3/8" x 43/64")	8.931
62. SEAL, Yoke Brg (1 1/32" x 21/32") (Also Part of #60)	5.430	127. NUT (3/8"-24)	8.915
63. BEARING, "U" Joint (Also Part of #60)	5.428	128. WASHER (9/16")	8.929
64. RING, "U" Joint (Also Part of #60)	5.586	129. PLATE, Rr Spring Anchor	7.518
65. STRUT, Park Brk Shoe Lvr	5.150	130. CARRIER ASM, Diff	5.505
		131. SPACER, Trunnion Brg	5.566
		132. BOLT, "U" (Trun Finger Dia 25/32")	5.586

V7-21

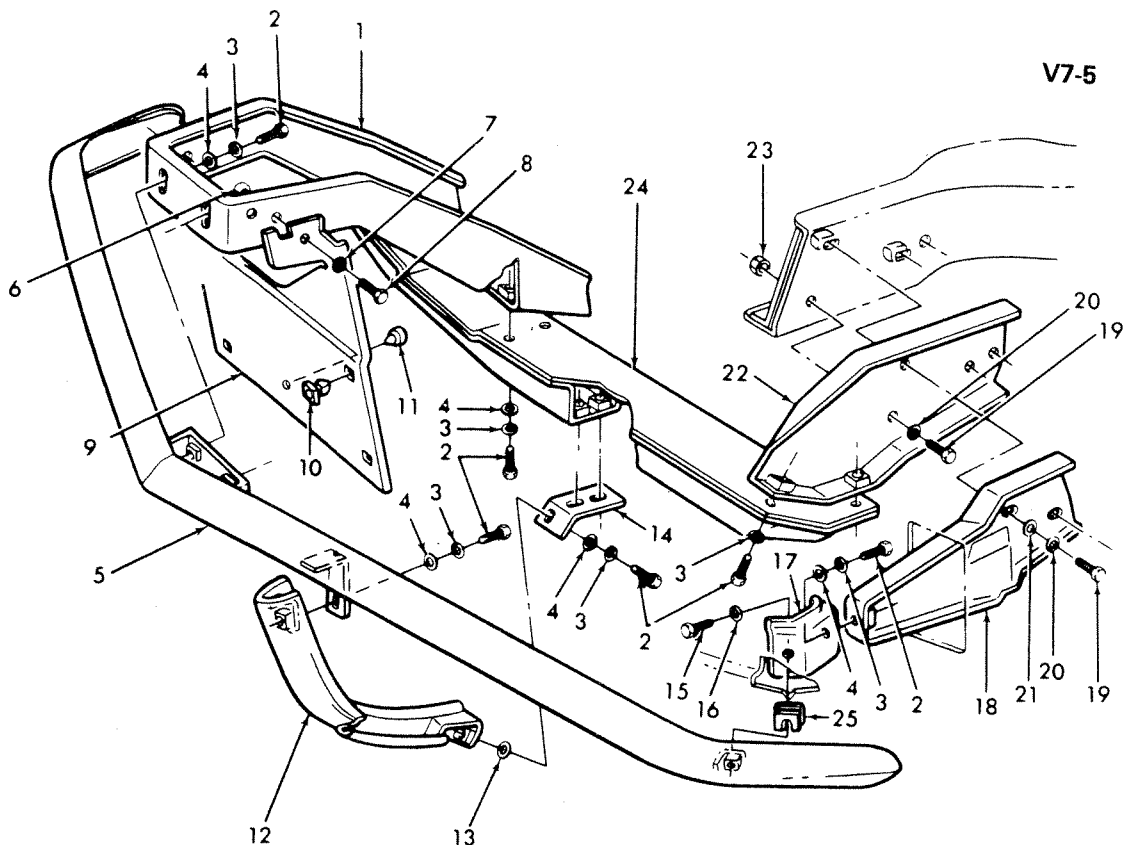


V7-21

1980-82 "Y" REAR SUSPENSION

1980-82 "Y" REAR SUSPENSION

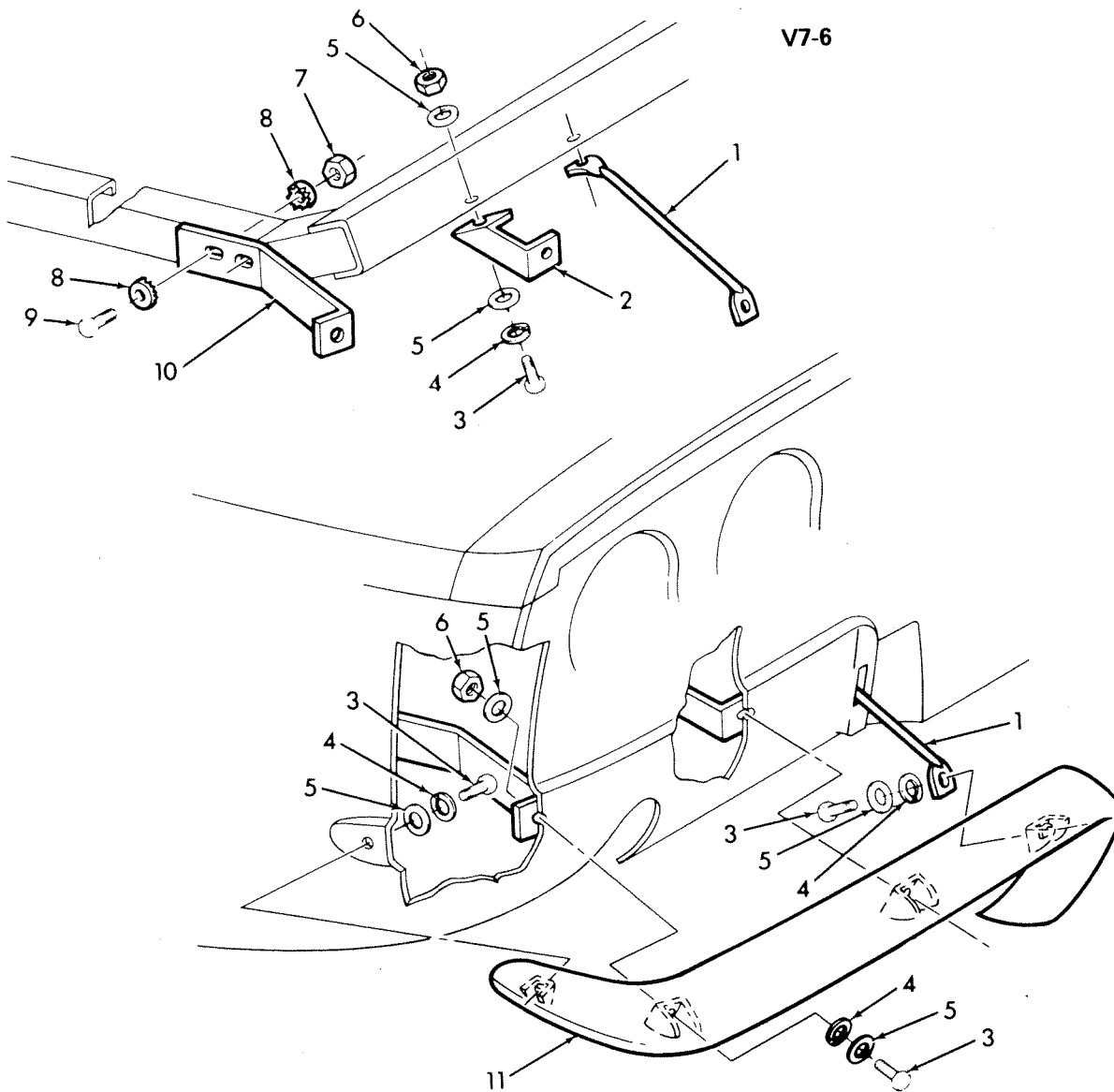
1. BUSHING, Rr Stab Shaft	7.243	62. STRUT, Parking Brake Shoe Lever	5.150
2. SHAFT, Rr Stab	7.241	63. LEVER, Parking Brake Shoe	5.149
3. BRACKET, Rr Stab Shaft	7.242	64. PIN KIT, Brake Shoe	5.043
4. SCREW, Rr Stab Shaft Brkt	7.242	65. PLATE, Brake Shoe Guide	5.045
5. BOLT (3/8"-16 x 1 3/8")	8.900	66. BOLT, Hex (7/16"-20 x 1 1/16")	5.056
6. BUSHING, Rr Stab Shaft Link	7.243	67. RIVET, Spindle	N.S.
7. BRACKET, Rr Stab Shaft Link	7.242	68. BOLT, Hex (7/16"-20 x 1 1/8")	8.900
8. PLATE, Rr Stab Shaft Link	7.245	69. BRACKET, Brake Flange Rr	5.001
9. PLUG, W/Instruction Tag (1 7/64" OL)	5.400	70. PLATE, Parking Brake	5.001
10. CARRIER, Diff W/Cap	5.505	71. NUT, Hex (3/8"-24)	8.915
11. WASHER, Lock	8.931	72. WASHER (3/8")	8.931
12. NUT, Hex	8.900	73. HOUSING ASM, Brake Caliper	4.665
13. SHAFT, Axle	5.420	74. NUT, Whl (7/16"-20)	5.813
14. BOLT, Hex (7/16"-20 x 1 1/8")	8.900	75. WHEEL ASM	5.803
15. RETAINER, Prop & Axle Shaft U-Joint (5.428)	5.380	76. DISC, Rr Whl Brake	5.809
16. REPAIR KIT, U-Joint	5.548	77. SPINDLE, Rr Whl	5.806
17. PIN, Rr Whl Spindle	8.938	78. SEAL, Rr Whl Otr Brg	5.822
18. NUT, Hex Slot (3/4"-20)	5.829	79. BEARING ASM, Rr Whl Otr	5.855
19. WASHER (7/32")	5.830	80. SPACER, Bearing	5.816
20. FLANGE, Rr Whl Spindle	5.806	81. SOCKET, Adj Screw	5.111
21. DEFLECTOR, Rr Whl Spindle	5.425	82. SCREW, W/Nut, Parking Brake Adj	5.110
22. SHIELD, Rr Whl Inr Bearing	5.815	83. SPRING, Parking Brake	5.026
23. SEAL, Rr Inr Bearing	5.822	84. SHOE KIT, Parking Brake	5.017
24. BEARING, Rr Whl Inr	5.855	85. SPRING, Parking Brake	5.026
25. SHIM, Rr Wheel	5.855	86. CAM, Spindle Support Strut	5.417
26. NUT, Hex (3/8"-16)	8.917	87. CAP, Rr Whl Strut Rod Bushing	5.417
27. BUMPER, Rr Spring	7.535	88. ROD, Rr Whl Strut(*1)	5.415
28. BOLT, Rr Spring	7.529	89. CAM, Rr Whl Strut	6.172
29. ARM, Torque Control	5.382	90. WASHER, Lock (1/2")	8.931
30. RETAINER, Spring Otr	7.545	91. NUT, Hex (1/2"-20)	8.921
31. CUSHION, Rr Spring	7.545	92. BOLT, Hex (M10 x 1.5 x 70)	8.900
32. RETAINER, Spring Inr	7.545	93. BRACKET, Rr Whl Sturt	5.380
33. PIN, Cotter	8.938	94. WASHER, Lock	8.931
34. NUT, Hex Slot (5/8"-18)	8.917	95. NUT, Hex (M10 x 1.5 x 70)	8.915
35. SUPPORT, Control Arm to Spindle	5.380	96. INSULATOR, Diff Carrier Mt Lwr	9.023
36. PIN, Cotter	8.938	97. INSULATOR, Diff Carrier Mt Up	9.023
37. NUT, Diff Carrier Mount (Hex Slot; 7/16"-20)	8.000	98. WASHER (11/32 x 1 1/8 x 1/8)	8.929
38. WASHER, Torque Control Arm	5.383	99. BOLT, Hex (7/16"-14 x 3 1/8")	8.900
39. PIN, Cotter	8.938	100. NUT, Shock Abs Lwr (1/2"-20)	5.383
40. SHIM, Rr Axle Torque Arm	5.380	101. RETAINER, Lwr Grommet Otr	7.389
41. PLATE, Rr Susp Torque	5.381	102. GROMMET, Shock Abs Lwr	7.388
42. RETAINER, Torque Arm Bushing	5.381	103. ABSORBER, Rr Shock	7.345
43. BUSHING, Up Rr	5.381	104. WASHER, Lock	8.931
44. BOLT, Torque Control Arm	5.383	105. BOLT, Shock Abs Up	7.374
45. BOLT, Hex (3/8"-24 x 2 7/8")	5.002	106. NUT (7/16"-20)	8.916
46. FLANGE, Rr Whl U-Joint	5.425	107. PIN, Cotter	8.938
47. SEAL, Yoke Bearing (Also Part of #16)	5.430	108. NUT, Hex Slot (9/16"-18)	8.917
48. LOCK RING, U-Joint (Also Part of #16)	5.586	109. LOCK RING, U-Joint (Also Part of #16)	5.586
49. BEARING, U-Joint (Also Part of 16)	5.428	110. BEARING, U-Joint (Part of #16)	5.548
50. BOLT, Hex	8.900	111. SEAL, U-Joint (Also Part of #16)	5.560
51. WASHER	8.929	112. SHAFT, Propeller	5.544
52. PLATE, Body Mtg Cushion	N.S.	113. SPACER, Trunnion Bearing	5.566
53. WASHER, Lock (7/16")	8.931	114. YOKE, U-Joint Sleeve Frt	5.555
54. NUT, Hex (7/16"-14)	8.915	115. SHAFT, Rr Whl Spindle Rod	5.381
55. SPRING, Rear	7.503	116. WASHER, Lock	8.931
56. PLATE, Rr Spring	7.518	117. BOLT (5/16"-18 x 3/4")	8.900
57. WASHER, Lock (7/16")	8.931	118. NUT, Hex (3/8"-16)	8.915
58. BOLT, Hex (M12 x 1.75 x 90)(10.9 PC)	8.900	119. LINK, Rr Stab Shaft	7.240
59. BOLT, Hex (M12 x 1.75 x 30)	8.900	120. BUSHING, Rr Stab Shaft Link	7.243
60. CLIP, Parking Lever	5.056	121. SPACER, Rr Spr	7.518
61. WASHER, Pivot pin	5.158	122. INSULATOR, Rr Spr	7.545
		123. SPACER, Rr Spr (1/2" ID 11/16" OD 3/16" Thk)	7.518
		124. SPACER, Rr Spr, Plate to Diff	7.518



V7-5

1968-72 "Y" FRONT BUMPER

1.	7.836	BRACE ASM, Center Front	3980824	7.836	EXTENSION ASM, Frt		
2.	8.900	BOLT (7/16" x 14 x 1 1/4")			Bumper to Frame-RH (1968-69)	3922078	
3.	8.931	WASHER, Lock (7/16")		7.836	EXTENSION, Outer Brace		
4.	8.929	WASHER (7/16")			(1970)	3964159	
5.	7.831	BAR, Bumper Face Front	3974008	18.	7.836	BRACE, Frame to Bumper-LH	
6.	8.915	NUT (1/4"-20)			(1968)	3914257	
7.	8.931	WASHER, Lock (5/8")			7.836	BRACE, Frame to Bumper-RH	
8.	8.900	BOLT (1/4"-20 x 5/8")			(1968)	3914258	
9.	7.800	BRACKET, Lic Plate Front	3919711		7.836	BRACE, Frt Bumper Outer-LH	
10.	7.800	NUT, Nylon Anc (1/4"-14)	559547		(1969)	3958795	
11.	7.800	BUMPER	542846		7.836	BRACE, Frt Bumper Outer-RH	
12.	7.828	GUARD, Bumper Frt-RH			(1969)	3958796	
		(1968-69)	377314		7.836	BRACE, Frt Outer-LH (1970-72)	
	7.828	GUARD, Bumper Frt-LH				3964157	
		(1968-69)	377313		7.836	BRACE, Frt Outer-RH (1970-72)	
	7.828	GUARD, Bumper Frt-LH				3964158	
		(1970-72)	3963127	19.	8.900	BOLT (1/2"-13 x 1 1/2")	
	7.828	GUARD, Bumper Frt-RH			20.	8.931	WASHER, Lock (1/2")
		(1970-72)	3963128	21.	8.929	WASHER (1/2")	
13.	8.929	WASHER (29/64" x 49/64" x 9/64")		22.	7.836	EXTENSION ASM, Frt	
						Bumper to Frame-LH	3958797
14.	7.836	EXTENSION, Frt Cross			7.836	EXTENSION ASM, Frt	
		Member Brkt-LH	3932845			Bumper to Frame-RH	3958798
	7.836	EXTENSION, Frt Cross		23.	8.915	NUT (1/2"-13)	
		Member Brkt-RH	3932846	24.	7.836	MEMBER ASM, Frt Bumper	
15.	8.900	BOLT (3/8"-16 x 2)				Cross	3954506
16.	8.931	WASHER, Lock (3/8")		25.	7.865	SHIM, Bumper Brace	
17.	N.S.	EXTENSION ASM, Frt					
		Bumper to Frame-LH (1968-69)					

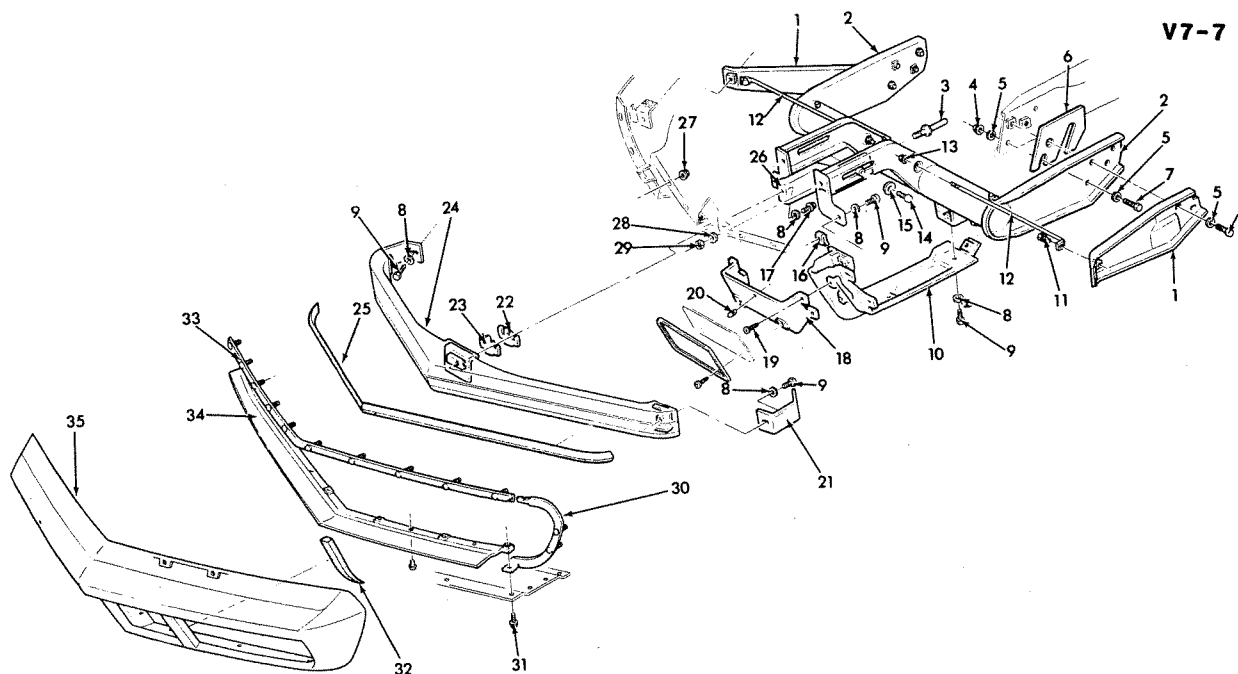


V7-6

V7-6

1968-73 "Y" REAR BUMPER

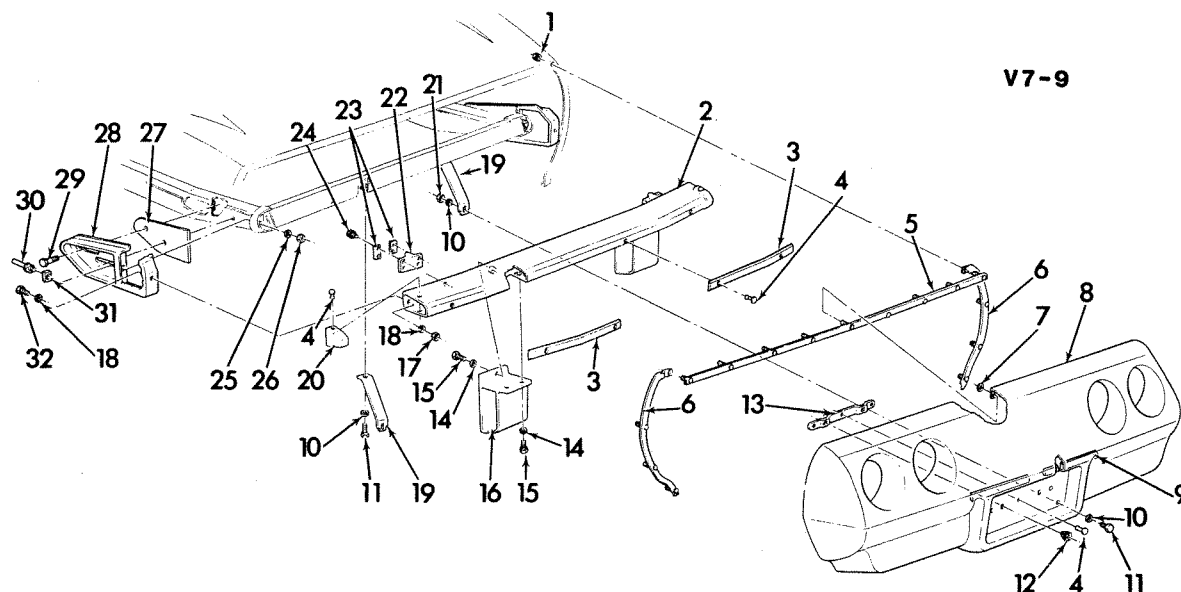
1.	7.836	ROD, Rr Bumper (1968-73)	331864
2.	7.836	BRACE, Rr Inner-LH	3937057
	7.836	BRACE, Rr Inner-RH	3937058
3.	8.900	BOLT (7/16"-14 x 1 1/4")	
4.	8.931	WASHER, Lock (7/16")	
5.	8.929	WASHER (7/16")	
6.	8.915	NUT (7/16"-14)	
7.	8.915	NUT (1/2"-13)	
8.	7.865	WASHER (1/2")	1362249
9.	8.900	BOLT (1/2"-13 x 1 1/2")	
10.	7.836	BRACE, Rr Outer-LH	3932943
	7.836	BRACE, Rr Outer-RH	3932944
11.	7.831	BUMPER ASM, Rear-LH	3922069
	7.831	BUMPER ASM, Rear-RH	3922070



V7-7

1973-74 "Y" FRONT BUMPER

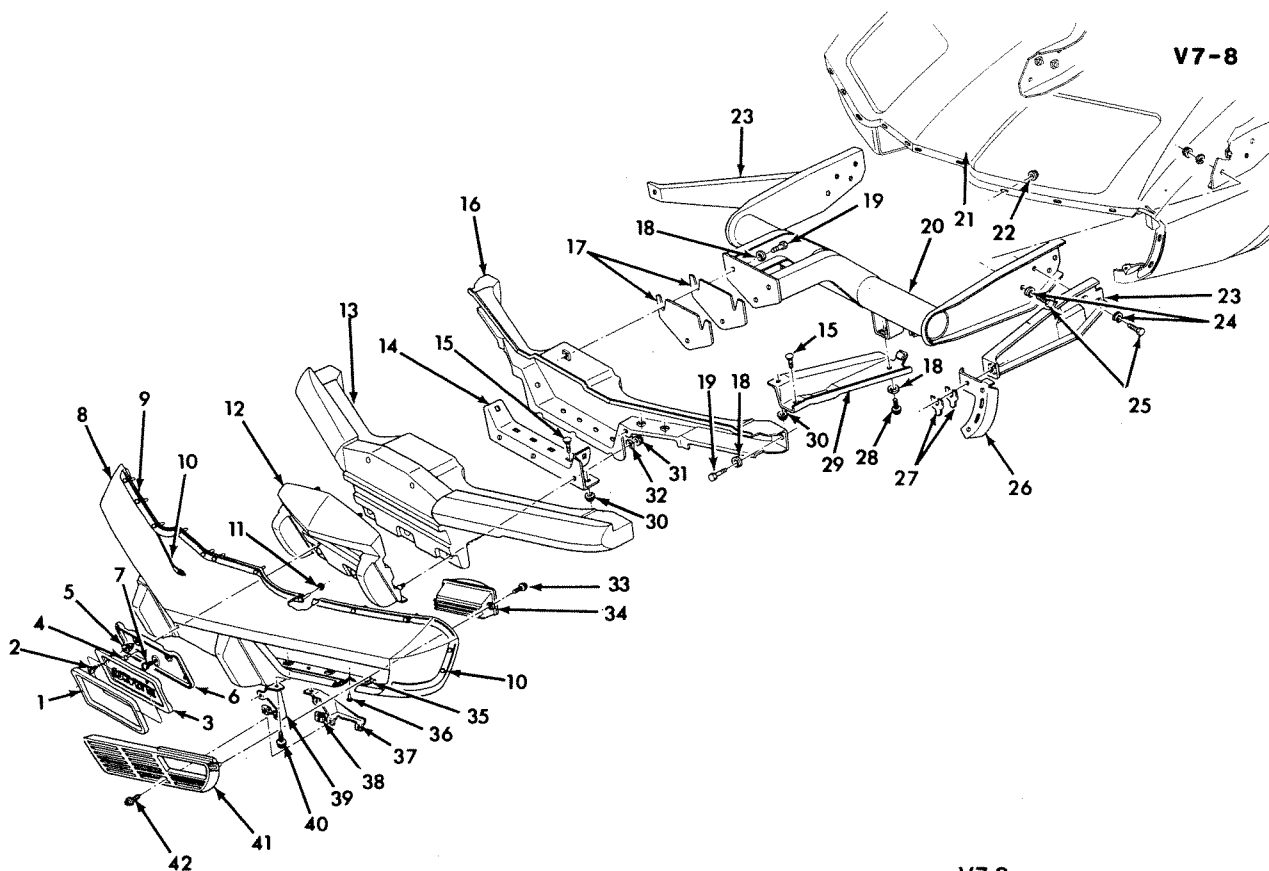
1.	7.836	BRACE ASM Frt Bpr Otr-LH .	327663	19.	8.977	SCREW (#10-16 x 3/4")	
2.	7.836	BRACE ASM, Frt Bpr Otr-RH .	327664	20.	7.800	BUMPER, Frt, Rubber	542846
3.	7.840	EXTENSION ASM, Energy		21.	7.836	EXTENSION, Frt Bpr Otr Br . .	327661
4.	8.915	Abs	342234	22.	7.865	SHIM, Energy Abs Frt Bar	
5.	7.865	(Thin)	327659	23.	7.865	SHIM, Thick	
6.	7.840	BOLT KIT, Energy Abs	339118	24.	7.831	BAR, Frt	327625
7.	8.915	NUT (1/2"-13)		25.	7.833	FILLER, Frt Bpr Face Bar . . .	331872
8.	8.915	WASHER, Frt and Rear (1/2"		26.	7.836	BRACKET, Frt Bpr Inter to	
9.	7.865	ID x 1 1/4" OD x 1/8")	1362249	27.	8.915	Face Bar	327644
10.	7.865	SHIM, Energy Abs Frt Bar . . .	331863	28.	8.915	NUT	
11.	8.900	BOLT		29.	8.929	WASHER	
12.	8.931	WASHER (15/32" x 1 1/4") . .		30.	8.915	NUT	
13.	8.900	BOLT (7/16"-14 x 1")		31.	7.832	RETAINER, Frt Bpr Face Bar	
14.	7.828	REINFORCEMENT ASM, Frt	331829			Otr Cvr-LH	331843
15.	7.828	Bpr Guard-LH				RETAINER, Frt Bpr Face Bar	
16.	8.900	REINFORCEMENT ASM, Frt	331830			Otr Cvr-RH	331844
17.	8.900	Bpr Guard-RH				BOLT	
18.	7.865	BOLT (5/16"-18 x 7/8")				FILLER, Frt Bpr Guard Reinf .	334751
		Br	342235			FILLER, Frt Bpr Guard Reinf .	334752
						RETAINER, Frt Bpr Face Bar	
						Cvr Upper	331839
						RETAINER, Frt Bpr Face Bar	
						Cvr Lower	331840
						COVER, Frt Bpr Face Bar . . .	6263597



V7-9

1974 "Y" REAR BUMPER

1.	8.915	NUT, (#10-24)		16.	7.831	REINFORCEMENT, Impact Bar	339125
2.	7.840	BAR ASM, (Incl 3-4-20)		17.	8.915	NUT (1/2"-13)	
3.	N.S.	FILLER, Impact Bar (Part of #2)		18.	8.929	WASHER (1/2")	342233
4.	8.967	RIVET		19.	7.836	BRACE, Impact Bar	342233
5.	7.832	RETAINER, Bar Cvr Ctr-RH ..	468186	20.	N.S.	CAP, Impact Bar End (Part of #2)	
	7.832	RETAINER, Bar Cvr Ctr-LH ..	342289	21.	8.915	NUT	
6.	7.832	RETAINER ASM, Bar Cvr-LH ..	339123	22.	7.865	BUMPER, Impact Bar	336196
	7.832	RETAINER, Bar Cvr-RH	339124	23.	8.929	WASHER (5/16")	
7.	8.929	WASHER		24.	8.977	SCREW (1/4"-20 x 7/8")	
8.	7.832	COVER ASM, Impact	339195	25.	8.900	BOLT	
9.	7.831	FILLER, Bar Inner-LH	342263	26.	8.929	WASHER	
	7.831	FILLER, Bar Inner-RH	342264	27.	N.S.	INSULATOR, Impact Bar Brkt	
10.	8.929	WASHER (1/4")		28.	7.869	BRACKET, Impact Bar-LH ..	342239
11.	8.900	BOLT			7.869	BRACKET, Impact Bar-RH ..	342240
12.	7.800	NUT, Nylon Anc (1/4"-14) ..	559547	29.	7.874	BOLT, Impact Bar Brkt	339141
13.	N.S.	BRACKET, Part of #8		30.	7.840	BOLT KIT, Energy Abs Frt and Rr	339118
14.	8.929	WASHER (11/32" x 11/16" x 5/64")		31.	7.865	SPACER, Impact Bracket	339120
15.	8.900	BOLT (5/16"-18 x 1")		32.	8.900	BOLT (1/2"-13 x 1 1/2")	



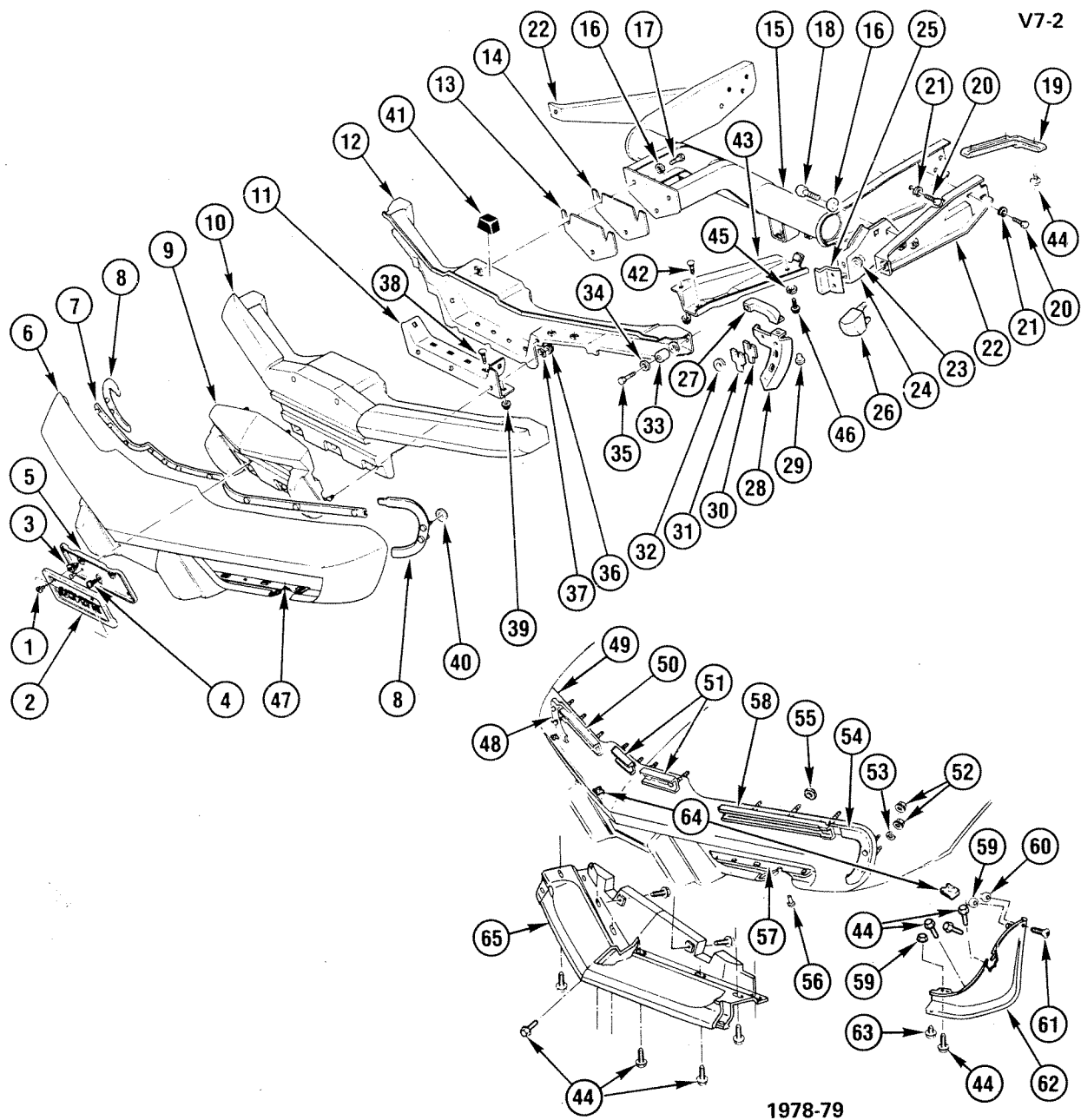
V7-8

1975 "Y" FRONT BUMPER

1.	7.800	FRAME, Lic Carrier	3797485	24.	7.865	WASHER (1/2" x 1 1/4" x 1/8")	1362249
2.	8.977	SCREW		25.	8.900	BOLT	
3.	7.800	BRACKET	327643	26.	8.155	REINFORCEMENT, Frt Fdr Lwr Frt Upr-LH	368639
4.	8.967	RIVET			8.155	REINFORCEMENT, Frt Fdr Lwr Frt Upr-RH	368640
5.	7.800	NUT (3/8"-16 x 1")		27.	7.865	SHIM	
6.	7.800	BRACKET, Frt Lic Plate	347929	28.	8.900	BOLT	
7.	7.800	BUMPER, Frt (Rubber)	542846	29.	7.829	REINFORCEMENT ASM, Energy Abs Frt Bar Guard-LH	347927
8.	7.832	COVER, Frt Bmpr Face Bar	345495		7.829	REINFORCEMENT ASM, Energy Abs Frt Bar Guard-RH	347928
9.	8.155	RETAINER ASM, Frt Bpr Cvr Upr	461053	30.	8.917	NUT (3/8"-16)	
10.	7.832	RETAINER ASM, Energy Abs Frt Bar Cover-L	331843	31.	8.917	NUT, Hex Lk (3/8"-16)	
	7.832	RETAINER ASM, Energy Abs Frt Bar Cover-R	331844	32.	8.929	WASHER, Flat (13/32" ID 13/16" OD 1/16" Thk)	
11.	8.921	NUT, Spring		33.	8.977	SCREW, Hex (#10-24 x 5/8")	912309
12.	7.831	REINFORCEMENT ASM, Frt Bpr Impact Bar	347930	34.	2.585	LAMP ASM, Park-LH	912310
13.	7.840	CUSHION, Frt Bpr Energy Abs	362952		2.585	LAMP ASM, Park-RH	
14.	7.840	EXTENSION, Frt Energy Bar	347931	35.	7.840	RETAINER ASM, Frt Bpr Cvr Lwr	355325
15.	8.900	BOLT (3/8"-16 x 1")		36.	8.967	RIVET	
16.	7.831	BAR ASM, Frt Energy Abs	362949	37.	1.267	BRACKET, Rad Grl Otr-LH	345485
17.	7.865	SHIM			1.267	BRACKET, Rad Grl Otr-RH	345486
18.	8.931	WASHER (15/32" x 1 1/4")		38.	8.921	"U" NUT (#10-16)	
19.	8.900	BOLT, Hex (7/16"-14 x 1 1/4")		39.	1.267	BRACKET, Rad Grl Inr-LH	347917
20.	7.836	EXTENSION ASM, Frt Bpr	345471		1.267	BRACKET, Rad Grl Inr-RH	347918
21.	8.130	PANEL ASM, Frt Fdr Upr	14030134	40.	8.900	SCREW, Hex (1/4"-20 x 13/16")	
22.	8.915	NUT ASM		41.	1.266	GRILLE, Radiator Otr-LH	345487
23.	7.836	BRACE ASM, Frt Bpr Outer-LH	368331		1.266	GRILLE, Radiator Otr-RH	345488
	7.836	BRACE ASM, Frt Bpr Outer-RH	368332	42.	8.977	SCREW (#10-16 x 3/4")	

NOTES

BLANK-13



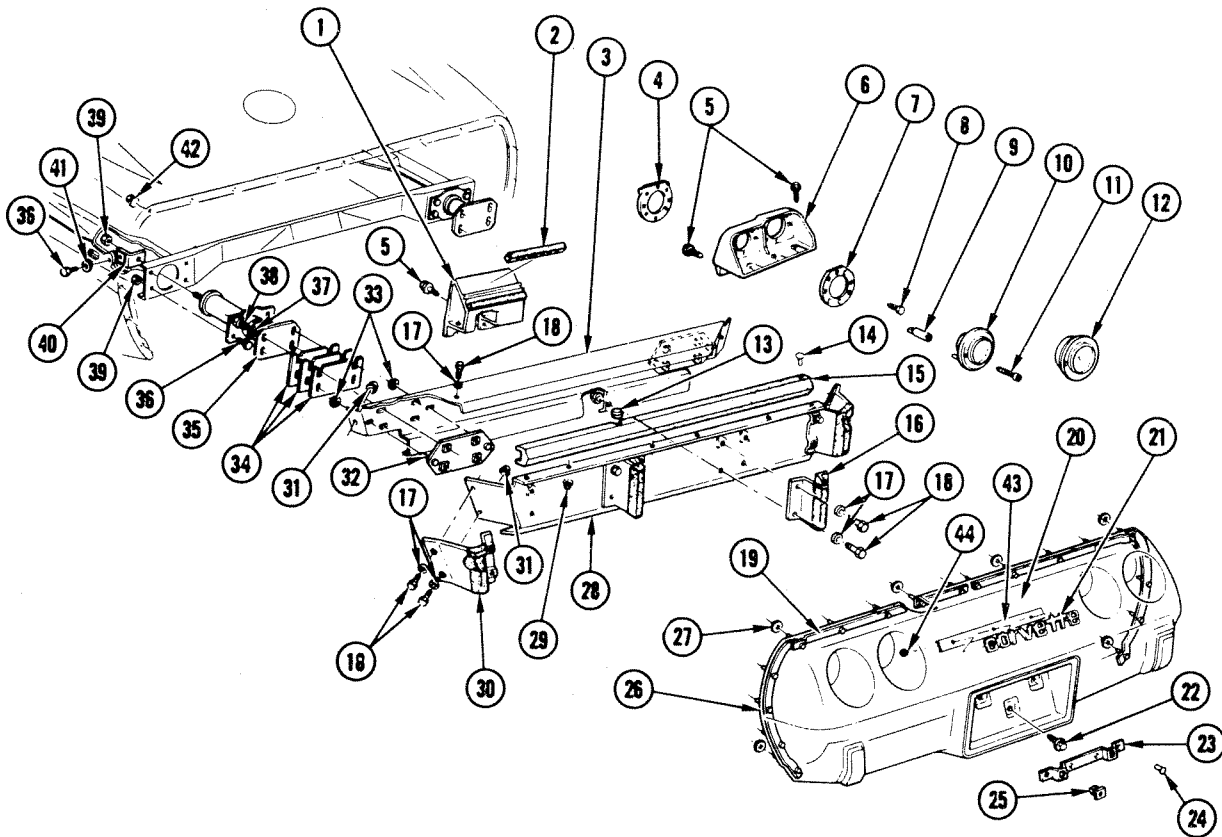
V7-2

1976-79 "Y" FRONT BUMPER

1976-79 "Y" FRONT BUMPER

1.	N.S.	ATTACHMENT UNIT, Lic Plate		36.	8.917	NUT (3/8")	
2.	7.800	EMBLEM, Lic Plate Filler	355385	37.	8.929	WASHER (13/32")	
3.	7.800	NUT, Lic Plate to Brkt	4755299	38.	8.900	BOLT (3/8"-16 x 1")	
4.	7.800	BUMPER, Frt (Rubber)	3981333	39.	8.917	NUT (3/8")	
5.	7.800	BRACKET, Lic Plate	347929	40.	8.921	NUT (#10-24)	
6.	7.832	COVER, Eng Abs Bar	345495	41.	8.015	BUMPER, Hood Support	
7.	7.832	RETAINER ASM, Upr Cvr Ctr	461136	42.	8.900	BOLT (3/8"-16)	
8.	7.832	RETAINER, Otr Cvr-LH	461053	43.	7.828	REINFORCEMENT, Bar Guard-LH	347927
	7.832	RETAINER, Otr Cvr-RH	461054		7.828	REINFORCEMENT, Bar Guard-RH	347928
9.	7.831	REINFORCEMENT ASM, Frt Bpr Impact Bar	347930	44.	8.900	BOLT (1/4"-20 x 1")	
10.	7.840	CUSHION, Bpr Abs	362952	45.	8.931	WASHER (7/16")	
11.	7.840	EXTENSION, Eng Abs Bar	347931	46.	8.900	BOLT (7/16"-14 x 1")	
12.	7.840	BAR ASM, Eng Abs	362949	47.	7.840	RETAINER, Cvr Lwr	355325
13.	7.865	SHIM, Center (Thin)	347935	48.	7.832	RETAINER, Face Bar Otr Cover-LH	331843
14.	7.865	SHIM, Center (Thin)	347935				345495
15.	7.836	EXTENSION, Bar to Frame	345471	49.	7.832	COVER, Frt Bar	
16.	8.931	WASHER (15/32" x 1 1/4")		50.	7.840	RETAINER ASM, Frt Bar Cvr Upr Otr-RH	470658
17.	8.900	BOLT (7/16"-14 x 1 1/4")		51.	7.840	RETAINER ASM, Frt Bar Cvr Upr Ctr-LH	470659
18.	8.900	BOLT (7/16"-14 x 1")			7.840	RETAINER ASM, Frt Bar Cvr Upr Ctr-RH	470660
19.	8.141	REINFORCEMENT, Lwr-LH	331853	52.	8.915	NUT, Hex #10-24	
	8.141	REINFORCEMENT, Lwr-RH	331854	53.	8.921	RETAINER, Frt Bar Cvr	9436766
20.	8.900	BOLT (1/2"-13 x 1 1/4")		54.	7.832	RETAINER, Face Bar Otr Cvr-RH	331844
21.	7.865	WASHER (1/2")	1362249				9436766
22.	7.836	BRACE, Otr-LH	368331	55.	8.921	RETAINER, Frt Bar Cvr	
	7.836	BRACE, Otr-RH	368332	56.	N.S.	RIVET (1/4" x 3/16")	
23.	8.917	NUT (5/16")		57.	7.840	RETAINER, Cvr Lwr	355325
24.	7.831	REINFORCEMENT, Otr-LH	368329	58.	7.840	RETAINER ASM, Frt Bar Cvr Upr Otr-LH	470657
	7.831	REINFORCEMENT, Otr-RH	368330	59.	7.833	NUT, W/Washer, Frt Bpr Air Defl (1/4"-20)(10.527)	3063100
25.	7.840	SHIM, Otr Cushion	371420	60.	8.921	NUT, Acorn Stamped (#10-24)	
26.	7.831	STRIP, Bar Otr-LH	368619	61.	8.909	SCREW, Oval Hd (#10-24 x 3/4")	
	7.831	STRIP, Bar Otr-RH	368620	62.	7.833	DEFLECTOR, Frt Bpr Air Otr-LH	14009717
27.	8.155	EXTENSION, Upr Pnl Reinf-LH	331877		7.833	DEFLECTOR, Frt Bpr Air Otr-RH	14009718
	8.155	EXTENSION, Upr Pnl Reinf-RH	331878	63.	8.977	SCREW, Hex Wa Hd (M4.2 x 1.41 x 11)	
28.	8.155	REINFORCEMENT, Lwr-LH	368639	64.	8.921	NUT, Spring "U" (1/4"-20)	
	8.155	REINFORCEMENT, Lwr-RH	368640	65.	7.833	DEFLECTOR, Frt Bpr Air Ctr	14009716
29.	8.967	RIVET					
30.	7.865	SHIM, Otr (Thick)	347937				
31.	7.865	SHIM, Otr (Thick)	347937				
32.	8.931	NUT, Eng Abs Frt Bar					
33.	7.840	SPACER, Eng Abs Frt Bar					
34.	8.929	WASHER (15/32")					
35.	8.900	BOLT (7/16"-14 x 2")					

V7-4

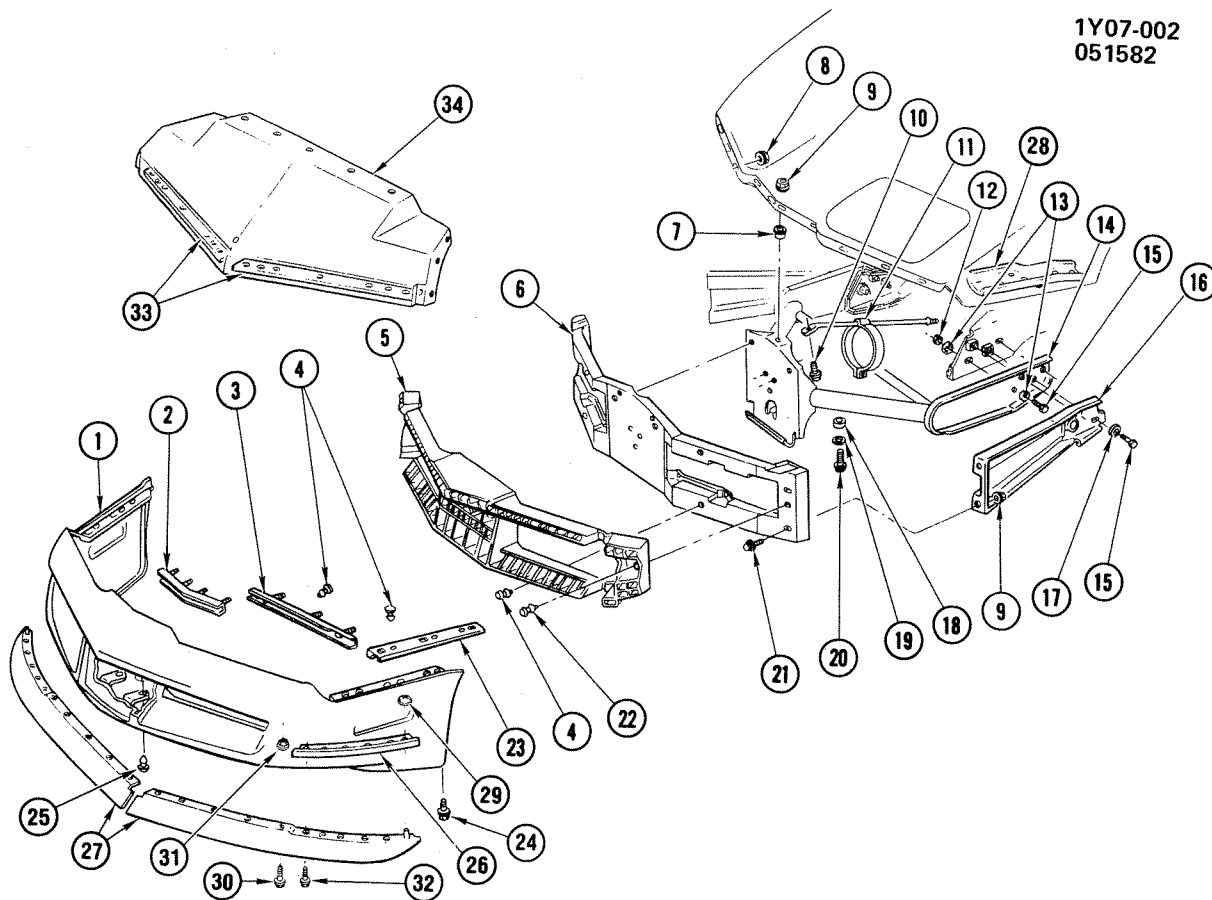


V7-4

1975-79 "Y" REAR BUMPER

1975-79 "Y" REAR BUMPER

1.	7.840	SUPPORT, W/Cushions, Cover (75-76)	462278
2.	N.S.	CUSHION, Support	
3.	7.831	BAR KIT, Impact (1st Design)(75-76)	352703
	N.S.	BAR UNIT, Impact Outer (2nd Design)(76-79)	462277
4.	2.660	RETAINER, Tail & Stop Lamp Mtg Pnl	347922
5.	8.977	SCREW (1/4"-20 x 7/8")	
6.	2.680	PANEL, Lamp Mtg-RH	461036
	2.680	PANEL, Lamp Mtg-LH	461035
7.	2.662	REINFORCEMENT, Mtg Pnl	347921
8.	8.977	SCREW & LOCKWASHER (1/4"-20 x 7/8")	
9.	2.660	NUT, Tail & Stop Lamp Anchor	347923
10.	2.697	LAMP ASM, Back Up	912040
11.	8.977	SCREW (#8-18 x 2 1/4")	
12.	2.679	LAMP ASM, Tail & Stop	897193
13.	7.833	GROMMET, Rr Bpr	371429
14.	N.S.	RIVET, Filler (Part of #28)	
15.	N.S.	FILLER, Impact Bar (Part of #28)	
16.	7.869	BRACKET ASM, Bar Inner	345500
17.	8.929	WASHER (5/16")	
18.	8.977	SCREW (5/16"-8 x 13/16")	
19.	7.832	RETAINER, Bar Cover-LH (1975-79)	468185
	7.832	RETAINER, Bar Cover-RH (1975-79)	468186
20.	7.832	COVER, Bpr	380000
21.	12.182	LETTER UNIT, Rr Body (75)	6260519
	N.S.	PLATE, Name, W/Depression (76)	374699
	12.182	PLATE, Name W/O Depression	462226
22.	0.679	SCREW (1/4"-20 x 7/8")	376300
23.	7.800	BRACKET, Lic Plate Rr	339142
24.	8.967	RIVET (1/8")	
25.	7.800	NUT, Lic Plate Mtg	
26.	7.832	RETAINER, Bar Cover-LH	339123
	7.832	RETAINER, Bar Cover-RH	339124
27.	8.921	NUT (#10-24) Flat Spring	
28.	7.831	BAR KIT, Impact (1 Pc Const)(75-76)	352703
	7.831	BAR KIT, Impact Outer (Used W/Inner Bar 371433)(76-79)	462277
29.	8.917	NUT (5/16"-18)	
30.	7.869	BRACKET ASM, Impact Bar Outer-LH	347901
31.	8.917	NUT (5/16"-18)	
32.	7.865	RETAINER ASM, Impact Bar	347916
33.	9.787	NUT (5/32")	
34.	7.865	SHIM, Rr Bpr Bar	473279
35.	7.840	ABSORBER ASM, Rr (75-78)	22017310
	7.840	ABSORBER ASM, Rr (79)	22017199
36.	8.900	BOLT (7/16-14 x 1 1/4")	
37.	8.929	WASHER (7/16")	
38.	8.900	BOLT (7/16"-14 x 2")	
39.	8.915	NUT (7/16"-14)	
40.	7.840	BRACKET, Rr Bpr Abs	492976
41.	8.154	WASHER (7/16")	
42.	8.915	NUT (#10-24)	
43.	N.S.	RETAINER, Part of #21	
44.	N.S.	NUT, Part of #21	

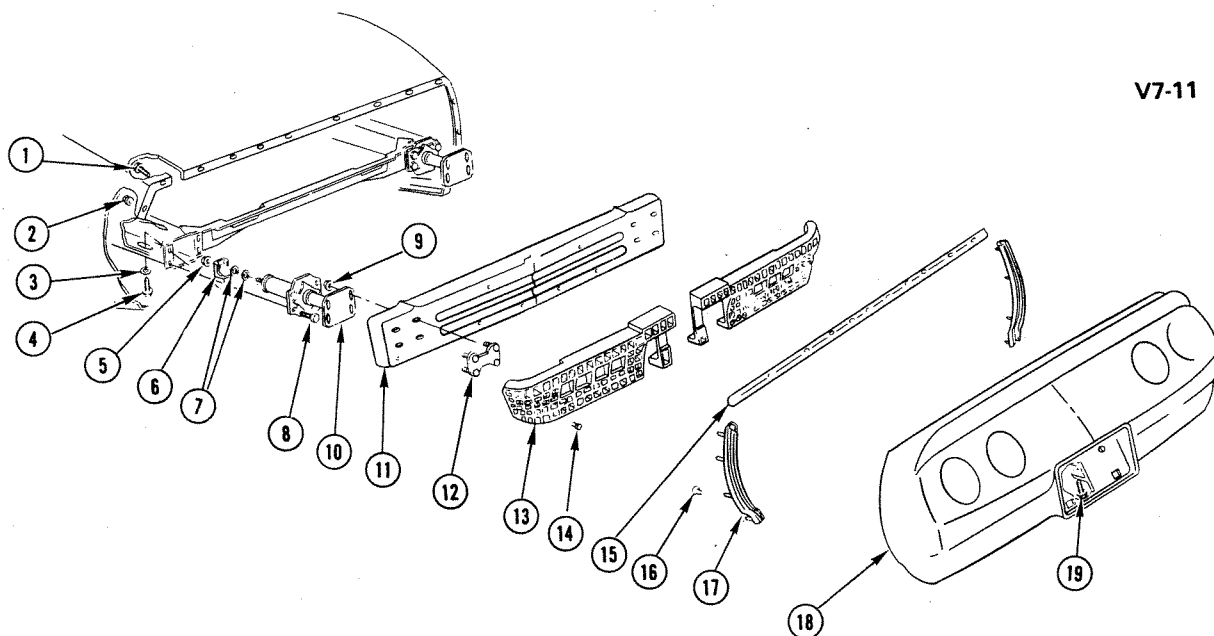


1Y07-002

1980-82 "Y" FRONT BUMPER

- | | | | | | | | |
|-----|-------|---|----------|-----|-------|---|----------|
| 1. | 7.831 | FASCIA, Frt Bpr (Paint to Match) | 14041156 | 18. | 7.840 | CUSHION, E/Abs Bar Ext. (9.023) | 3842914 |
| 2. | 7.832 | RETAINER, E/Abs Bar Cvr Upr Otr | 14011845 | 19. | 7.840 | WASHER, Sp Fl (15/32" ID, 1 49/64" OD, 3/16" Thk) | 3833649 |
| 3. | 7.832 | RETAINER, E/Abs Bar Cvr Upr Otr-LH | 14011843 | 20. | 8.900 | BOLT, Hex (M10 x 1.5 x 55) | |
| | 7.832 | RETAINER, E/Abs Bar Cvr Upr Otr-RH | 14011844 | 21. | 8.900 | BOLT, Hex (M10 x 1.5 x 30) | |
| 4. | N.S. | RIVET | | 22. | N.S. | RIVET | |
| 5. | 7.840 | CUSHION, E/Abs Bar | 14006996 | 23. | 7.832 | RETAINER, E/Abs Bar Cvr Lwr-LH | 14011841 |
| 6. | 7.840 | BAR, E/Abs Frt | 14007091 | | 7.832 | RETAINER, E/Abs Bar Cvr Lwr-RH | 14011842 |
| 7. | 7.840 | CUSHION, E/Abs Bar Ext (9.023) | 3842913 | 24. | 8.977 | SCREW, Hex Wa Hd Tap (M4.2 x 1.41 x 25) | |
| 8. | 8.915 | NUT, Hex (#10-24 x 1/8" Thk) | | 25. | 8.977 | SCREW, Hex W/Fl Wa Tap (M6.3 x 1.81 x 16) | |
| 9. | 8.917 | NUT, Hex Flg (M10 x 1.5 x 9.8 Thk) | | 26. | 7.831 | REINFORCEMENT, Facia-LH | 14018859 |
| 10. | 8.977 | SCREW, Hex Wa Hd Tap (1/4"-14 x 3/4") | | | 7.831 | REINFORCEMENT, Facia-RH | 14018860 |
| 11. | 7.840 | BRACE Rad Support | 14016173 | 27. | 1.287 | EXTENSION, Rad Lwr Pnl-LH | 14016063 |
| 12. | 8.915 | NUT, Hex (1/2"-13 x 7/16" Thk) | | | 1.287 | EXTENSION, Rad Lwr Pnl-RH | 14016064 |
| 13. | 7.865 | WASHER, Bar Ext to Frm | 1362249 | 28. | 8.141 | RETAINER, F/Fdr Lwr-LH | 14015229 |
| 14. | 7.836 | EXTENSION, E/Abs Bar to Frm | 14028559 | | 8.141 | RETAINER, F/fdr Lwr-RH | 14015230 |
| 15. | 8.900 | BOLT, Hex (1/2"-13 x 1 1/4") | | 29. | 8.921 | NUT, Push-On (1/4") | |
| 16. | 7.836 | BRACE, E/Abs Bar Otr-LH | 14007089 | 30. | 8.977 | SCREW, Hex Wa Hd Tap (1/4"-20 x 1") | |
| | 7.836 | BRACE, E/Abs Bar Otr-RH | 14007090 | 31. | 8.917 | NUT, Hex W/Con Wa (1/4"-20) | |
| 17. | 7.840 | WASHER, E/Abs Bar Br (5.418) | 3916493 | 32. | 8.977 | SCREW, Hex Wa Hd Tap (M4.2 x 1.41 x 25) | |
| | | | | 33. | 7.833 | RETAINER, Air Ctr Dfl | 14016186 |
| | | | | 34. | 1.272 | DEFLECTOR, Rad Lwr Air | 14015276 |

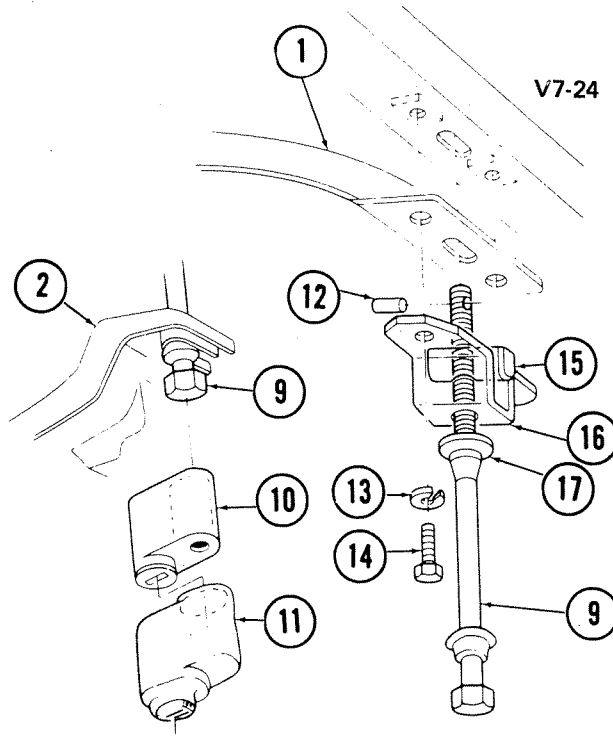
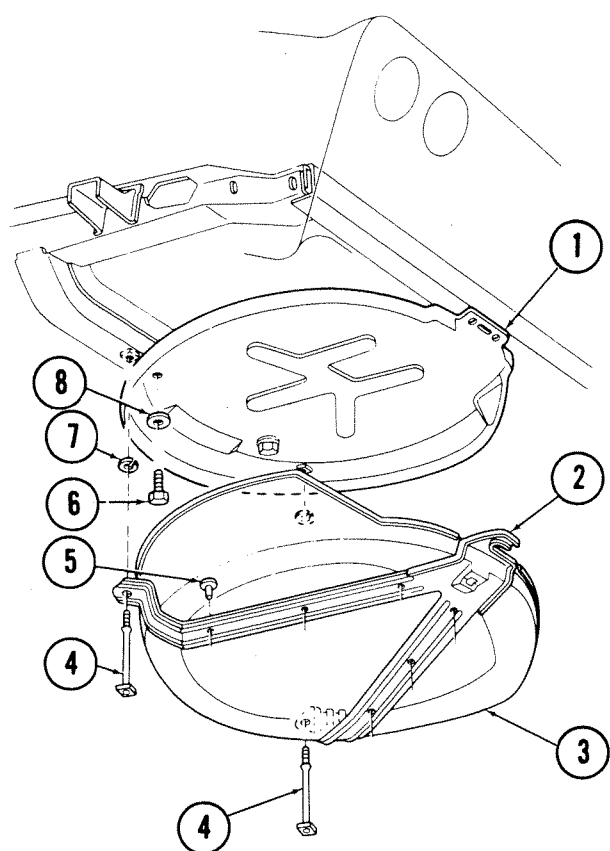
V7-11



V7-11

1980-82 "Y" REAR BUMPER

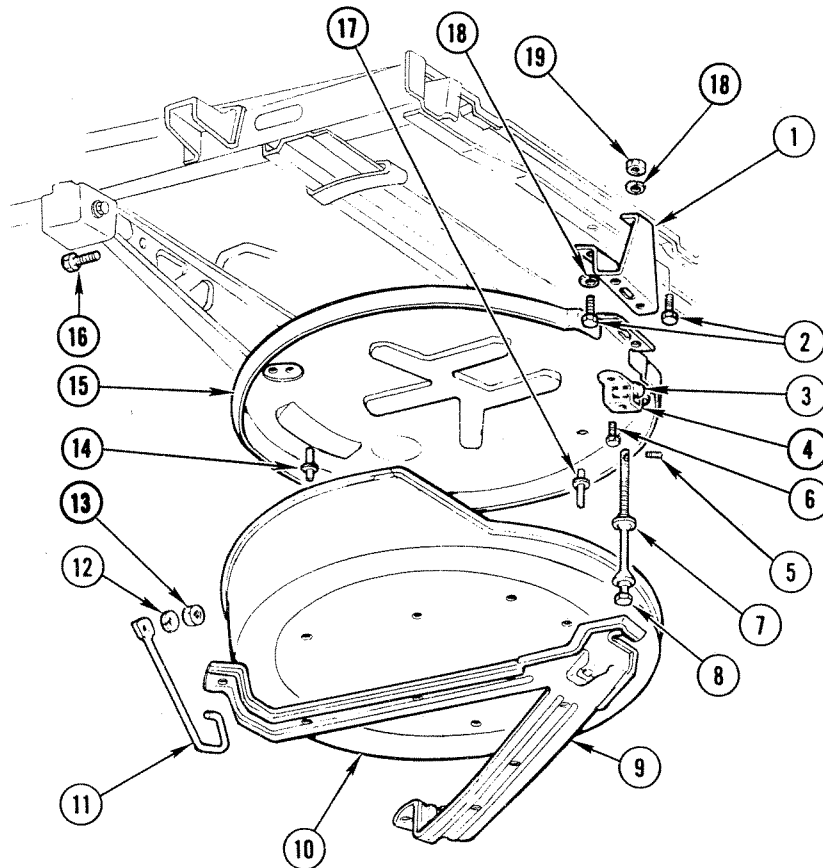
1.	8.977	SCREW ASM (M4.2 x 1.41 x 25)	
2.	8.915	NUT (#10-24)	
3.	8.929	WASHER (M10 x .25 x 3)	
4.	8.900	BOLT ASM (M10 x 1.5 x 22)	
5.	8.917	NUT (M8 x 1.25)	
6.	7.840	BRACKET ASM, E/A to Frm	525739
7.	8.929	WASHER (7/64" x 11/32" x 1 1/4")	
8.	8.900	BOLT (M8 x 1.25 x 25)	
9.	8.917	NUT (M8 x 1.25)	
10.	7.840	ABSORBER ASM, Shk	22017199
11.	7.831	BAR, Impact	14028581
12.	7.836	PLATE ASM, Reinf to E/A Mt	10005229
13.	7.840	CUSHION, Impact Bar-LH	14011489
	7.840	CUSHION, Impact Bar-RH	14011490
14.	8.967	RIVET, Dome Hd Blind (1/8"-1/4" x 3/16")	
15.	7.832	RETAINER	14011846
16.	8.967	RIVET, Dome Hd (1/4"-3/8" x 3/16")	
17.	7.832	RETAINER, Impact Bar Cover-LH	14011847
	7.832	RETAINER, Impact Bar Cover-RH	14011848
18.	7.832	COVER, Rr Impact Bar	14007082
19.	8.977	SCREW ASM (M6.3 x 1.81 x 25)	



V7-24

1968-79 SPARE TIRE CARRIER AND LOCK

1.	7.629	COVER, Spare Wheel	14011839
2.	7.629	CARRIER, Spare Wheel	14030151
3.	7.629	TRAY, Spare Wheel	3914225
4.	7.632	BOLT, Spare Wheel Strap Bolt	3956389
5.	8.967	RIVET	3828550
6.	8.977	SCREW, Hex Wa Hd Tap (M8 x 1.25 x 20)	11503675
7.	8.931	WASHER, Lock (7/16")	120383
8.	8.929	WASHER (.318 x .820)	
9.	7.632	BOLT, Latch Lock	471903
10.	7.675	CASE, W/Key, Spare Wheel	
11.	7.675	COVER, Carrier Lock	3841701
12.	N.S.	PIN, Grooved (3/16" x 9/16")	
13.	8.931	WASHER, Lk (3/8")	
14.	8.900	BOLT, Hex (3/8"-16 x 1 1/2")	454906
15.	7.633	NUT, Strap Latching Bolt	3841465
16.	7.629	BRACKET, Spare Wheel Strap	3914224
17.	8.929	WASHER (11/32" ID 1 1/8" OD 1/8" Thk)	



V7-22

1980-82 SPARE TIRE CARRIER AND LOCK

1.	7.629	SUPPORT, Spa Whl Strp Brkt	471905
2.	8.900	BOLT, Hex (3/8"-16 X 3/4")	
3.	7.633	NUT, Spa Whl Strp Latching Bolt	3841465
4.	7.629	BRACKET, Spa Whl Strp	3914224
5.	N.S.	PIN, Grooved (3/16" x 9/16")	
6.	8.900	BOLT, Hex (3/8"-16 x 1 1/2")	
7.	8.929	WASHER (11/32" ID 1 1/8" OD 1/8" Thk)	
8.	7.632	BOLT, Spa Whl Lat Lk	471903
9.	7.629	CARRIER, Spa Whl	14030151
10.	7.629	TRAY, Spa Whl	3914225
11.	7.629	HANGER, Spa Whl Carr	14030152
12.	8.931	WASHER, Lock (M8)	
13.	8.915	NUT, Hex (M8 x 1.25)	
14.	8.967	RIVET	
15.	7.629	COVER, Spa Whl	14011839
16.	8.900	BOLT, Hex (M8 X 1.25 X 35)	
17.	8.967	RIVET, Truss Hd Blind (3/16" X 13/32")	
18.	8.931	WASHER, Lock (3/8")	
19.	8.917	NUT, Hex Lock (3/8"-16)	

NOTES

BLANK-14



CHEVROLET CHASSIS GROUP 7.000



FRAME — SPRINGS — SHOCKS — BUMPERS

ALPHABETICAL INDEX

A		D	
ABSORBER, Bumper Energy Absorber.....	7.840	DEFLECTOR, Bumper to Body.....	7.833
ABSORBER, Front and Rear.....	7.345		
B		E	
BAR, Bumper Energy Absorber.....	7.840	EMBLEM, License Plate.....	7.800
BAR, Bumper Face.....	7.831	EXTENSION, Bumper.....	7.836
BAR KIT, Bumper Energy Absorber.....	7.840		
BAR KIT, Bumper Face.....	7.831		
BAR, License Plate.....	7.800		
BEZEL, License Plate.....	7.800		
BOLT, Bumper Mounting.....	7.874		
BOLT, Energy Absorber Bar Guide.....	7.829		
BOLT KIT, Bumper Energy Absorber.....	7.840		
BOLT, Rear Spring.....	7.506		
BOLT, Rear Spring and Axle.....	7.529		
BOLT, Shock Absorber.....	7.347		
BOLT, Shock Absorber.....	7.380		
BOLT, Spare Wheel Mounting.....	7.632		
BOLT, Stabilizer.....	7.240		
BRACE, Bumper.....	7.836		
BRACE, Frame Front Cross Member.....	7.039		
BRACKET, Body Mount Rear.....	7.330		
BRACKET, Bumper Energy Absorber.....	7.840		
BRACKET, Bumper Mounting.....	7.869		
BRACKET, Frame Front Cross Member.....	7.039		
BRACKET, License Plate.....	7.800		
BRACKET, Shock Absorber Anchor.....	7.395		
BRACKET, Shock Absorber.....	7.380		
BRACKET, Spare Wheel.....	7.629		
BRACKET, Stabilizer Shaft.....	7.242		
BRACKET, Towing.....	7.068		
BRACKET, Transmission Support.....	7.011		
BUMPER, Bumper to Body.....	7.833		
BUMPER, Bumper Face.....	7.831		
BUMPER, Bumper Mounting.....	7.865		
BUMPER, License Plate.....	7.800		
BUMPER, Rear Spring.....	7.535		
BUSHING, Bumper Mounting.....	7.865		
BUSHING, Rear Spring.....	7.504		
BUSHING, Rear Spring Shackle.....	7.524		
BUSHING, Stabilizer Shaft.....	7.243		
C		F	
CARRIER, Spare Wheel.....	7.629	FILLER, Bumper Face.....	7.831
CLIP, Energy Absorber Bar Guide.....	7.829	FILLER, Bumper Guard.....	7.828
COVER, Bumper.....	7.832	FITTING, Auto Shock Absorber.....	7.447
COVER, Bumper Face.....	7.831	FRAME, Chassis Frame.....	7.003
COVER, Spare Wheel.....	7.629	FRAME, License Plate.....	7.800
COVER, Wheel Carrier Lock.....	7.675		
CUSHION, Bumper Energy Absorber.....	7.840		
CUSHION, Frame Cross, Intermediate.....	7.012		
CUSHION, Rear Spring.....	7.545		
CYLINDER, Wheel Carrier Lock.....	7.675		
		G	
		GROMMET, Bumper to Body.....	7.833
		GROMMET, Shock Absorber.....	7.388
		GROMMET, Stabilizer Link.....	7.244
		GUARD, Bumper Guard.....	7.828
		GUSSET, Frame Front Cross Member.....	7.039
		H	
		HANGER, Rear Spring Front and Rear.....	7.112
		HANGER, Spare Wheel.....	7.629
		I	
		INSULATOR, Rear Spring.....	7.545
		INSULATOR, Stabilizer Link.....	7.244
		INSULATOR, Stabilizer Shaft.....	7.243
		L	
		LINER, Rear Leaf Spring.....	7.495
		LINK, Stabilizer.....	7.240

ALPHABETICAL INDEX

M

MEMBER, Bumper Face	7.831
MEMBER, Frame Cross, Intermediate	7.012
MEMBER KIT, Front Frame Cross	7.010
MEMBER, Rear Frame Cross	7.014
MEMBER, Transmission Support	7.011

N

NUT, Bumper to Body	7.833
NUT, Bumper Face	7.831
NUT, License Plate	7.800
NUT, Rear Spring and Axle	7.529
NUT, Rear Spring and Shock Absorber Anchor Plate	7.516
NUT, Shock Absorber	7.347
NUT, Shock Absorber Anchor	7.395
NUT, Spare Wheel Carrier	7.633
NUT, Stabilizer Link	7.245

P

PIN, Rear Spring and Axle	7.529
PLATE, Bumper	7.836
PLATE, Rear Spring and Shock Absorber Anchor	7.518
PLATE, Shock Absorber	7.380
PLATE, Stabilizer Link	7.245

R

REINFORCEMENT, Bumper Face	7.831
REINFORCEMENT, Bumper Guard	7.828
REINFORCEMENT, Energy Absorber Bar Guide	7.829
REINFORCEMENT, Frame Front Cross Member	7.039
RETAINER, Bumper	7.832
RETAINER, Bumper to Body	7.833
RETAINER, Bumper Energy Absorber	7.840
RETAINER, Bumper Face	7.831
RETAINER, Bumper Mounting	7.874
RETAINER, Bumper Mounting	7.865
RETAINER, Rear Spring and Axle	7.529
RETAINER, Rear Spring	7.545
RETAINER, Shock Absorber	7.389
RETAINER, Stabilizer Shaft	7.242
RETAINER, Stabilizer Link	7.245
RIVET, Bumper Energy Absorber	7.840
ROD, Bumper	7.836
ROD, Bumper Mounting	7.865

S

SCREW, Stabilizer Shaft	7.242
SEAL, Bumper to Body	7.833
SHACKLE KIT, Rear Spring	7.523
SHAFT, Stabilizer	7.241
SHIM, Bumper Energy Absorber	7.840
SHIM, Bumper Mounting	7.865
SPACER, Bumper Energy Absorber	7.840
SPACER, Rear Spring	7.535
SPACER, Rear Spring and Shock Absorber Anchor	7.518
SPACER, Stabilizer	7.240
SPRING, Front Chassis	7.412
SPRING, Rear Chassis	7.503
SPRINGS, Front Chassis	7.412
SPRINGS, Rear Chassis	7.503
STRAP, Spare Wheel	7.629
STRIP, Bumper Energy Absorber	7.840
STRIP, Bumper Face	7.831

STRIPE, Bumper	7.832
SUPPORT, Bumper	7.836
SUPPORT, Bumper Energy Absorber	7.840
SUPPORT, Spare Wheel	7.629

T

TAPE, Bumper	7.832
TEE, Auto Shock Absorber	7.447
TRAY, Spare Wheel	7.629
TUBE, Shock Absorber Air Lift	7.346

U

U BOLT, Rear Spring and Shock Absorber Anchor Plate	7.516
UNIT, Rear Spring and Axle	7.529

V

VALVE, Shock Absorber Air Lift	7.346
--------------------------------------	-------

W

WASHER, Bumper to Body	7.833
WASHER, Bumper Energy Absorber	7.840
WASHER, Bumper Mounting	7.865
WASHER, Frame Front Cross Member	7.039
WASHER, Shock Absorber	7.347

FRAMES-SPRINGS-SHOCKS-BUMPERS

7.003 FRAME, Chassis Frame

NOTE 1: WHEN USING 14050682 FOR 1982 ALSO USE 14038295 CROSS MBR.

69-74	Y	12300910	1	1574.00	FRAME,
75-77	Y	458439	1	1000.00	FRAME,
78-79	Y (M20, M38)	471742	1	1000.00	FRAME,
80-81	Y	14041144	1	1000.00	FRAME,
82	Y W/A.T.(MD8)	14050682	1	1000.00	FRAME, (NOTE 1)

7.010 MEMBER KIT, Front Frame Cross

75-81	Y	470152	1	545.00	MEMBER KIT, FRT SI AND CROSS (USE WITH FRAMES 363445 & 458439)
-------	---	--------	---	--------	--

7.011 BRACKET-MEMBER, Transmission Support

68-79	Y W/A.T.	3913849	2	10.35	BRACKET, TRANS SUPT CROSS
76-79	Y W/M.T.	3913877	LH	3.90	BRACKET, TRANS SUPT CROSS (4.083) ..
76-79	Y W/M.T.	3913878	RH	3.90	BRACKET, TRANS SUPT CROSS (4.083) ..
63-67	Y	3900266	1	324.00	MEMBER, TRANS SUPT CROSS
68-79	Y W/A.T.	367915	1	163.00	MEMBER, TRANS SUPT CROSS
68-79	Y W/M.T.	348311	1	163.00	MEMBER, TRANS SUPT CROSS
69-79	Y	12300911	1		MEMBER, TRANS SUPT CROSS
80-81	Y	475334	1	163.00	MEMBER, TRANS SUPT CROSS

7.012 CUSHION-MEMBER, Frame Cross, Intermediate

63-79	Y	9750078	2	16.75	CUSHION, RR SUSP RR MT C/MBR
53-62	Y	3706152	1	9.15	MEMBER, TRANS SUPT
63-79	Y	3949087	1	113.00	MEMBER, RR SUSP RR MT CR

7.014 MEMBER, Rear Frame Cross

68-73	Y	6263621	1	39.50	MEMBER
74	Y	12300912	1	91.25	MEMBER,
75-77	Y	348060	1	91.25	MEMBER,
78-79	Y W/M.T. (M20), A.T. (M38)	457990	1	82.25	MEMBER,
80-82	Y	457990	1	82.25	MEMBER,

7.039 BRACE-BRACKET-GUSSET-REINFORCEMENT-WASHER, Frame Front Cross Member

75	Y	3986809	LH	7.55	BRACE, FRT
75	Y	3986810	RH	7.55	BRACE, FRT
63-79	Y	3819337	LH	7.00	BRACKET, DIFF CARR MT, RR
63-79	Y	3819338	RH	4.55	BRACKET, DIFF CARR MT, RR
63-79	Y	3949055	1	6.75	BRACKET, DIFF CARR MT, FRT
65-74	Y	3868715	LH	3.40	GUSSET, FRT
65-74	Y	3868716	RH	3.55	GUSSET, FRT
75-79	Y	348063	LH	20.15	GUSSET, FRT
75-81	Y	348064	RH	20.15	GUSSET, FRT
68-79	Y	3949017	LH	7.55	REINFORCEMENT, FRT
68-79	Y	3949018	RH	7.55	REINFORCEMENT, FRT
70-80	Y	1370177	AR	.43	WASHER, FLAT (17/32 X 1 X 5/32 ZC) ..

7.068 BRACKET, Towing

80	Y	14028560	1	21.85	BRACKET, FRT TOWING
81-82	Y	14028582	2	6.40	BRACKET, RR TOWING

7.112 HANGER, Rear Spring Front and Rear

56-62	Y	3731147	LH	31.00	HANGER, FRT (FLAT BOTTOM)
-------	---	---------	----	-------	---------------------------------

7.240 BOLT-LINK-SPACER, Stabilizer

NOTE 1: CONSISTS OF (1) REAR LINK AND (1) 3872955 BUSHING ASM.

60-82	Y	3817575	2	1.15	BOLT, FRT STAB SHAFT LINK (5/16-24 X 5 25/32)
53-62	Y	3706283	1	3.10	LINK, BOLT TYPE (5/16-24 X 11 1/4)
65-82	Y	3872452	2	5.40	LINK, W/BSHG (NOTE 1)
55-62	Y	3931399	1	1.20	SPACER, BOLT GROMMET (6 1/8 LONG) ..
60-62	Y	3775445	2	2.10	SPACER, RR SHAFT BSHG BRKT ("U" SHAPE)
60-62	Y	3775446	2	2.10	SPACER, LINK BOLT GROMMET (17/32 O.D. X 1 31/32)
63-82	Y	3817574	2	.40	SPACER, LINK BOLT GROMMET

7.241 SHAFT, Stabilizer

63-64	Y (EXC. SP. PER. SUSP., H.D. SUSP.)	3831971	1	27.50	SHAFT, FRT
63-69	Y W/SP. PER. H.D. SUSP.	3871318	1	29.00	SHAFT, FRT
65	Y (396) W/SP. H/PER. (EXC. H.D. SUSP.)	3871318	1	29.00	SHAFT, FRT
65-68	Y (396, 427)	3967713	1	84.75	SHAFT, RR (9/16 DIA)

FRAMES-SPRINGS-SHOCKS-BUMPERS

7.241 SHAFT, Stabilizer (Con't)

65-69	Y (427, 454) (EXC SP PER SUSP, H.D. SUSP)	3831971	1	27.50	SHAFT, FRT
66-67	Y (427) (EXC SP PER SUSP H.D.)	3871318	1	29.00	SHAFT, FRT
69-74	Y (427,454)	3967713	1	84.75	SHAFT, RR (9/16 DIA)
70-72	Y (EXC SP PER SUSP, 454) ...	3831971	1	27.50	SHAFT, FRT
70-73	Y (350) W/SP PER SUSP, SP H/PER	3871318	1	29.00	SHAFT, FRT
73-79	Y (EXC H.D. SUSP) (FE7)	3871318	1	29.00	SHAFT, FRT
73-75	Y (350) (EXC H.D. SUSP)	334930	1	27.50	SHAFT, FRT
73-74	Y W/SP SUSP	3871318	1	29.00	SHAFT, FRT
75-82	Y W/H.D. SUSP (FE7)	351596	1	45.25	SHAFT, FRT (27.55 MM)
75-82	Y W/H.D. SUSP (FE7)	351597	1	59.75	SHAFT, RR (11.12 MM)

7.242 BRACKET-RETAINER-SCREW, Stabilizer Shaft

60-67	Y	3742246	2	.96	BRACKET, FRT FRAME
65	Y (396)	3871329	2	1.85	BRACKET, RR LINK
65-67	Y (396,427)	3742246	2	.96	BRACKET, RR FRAME
66-76	Y (427, 454, 350)	3871329	2	1.85	BRACKET, RR LINK
68-82	Y	3913863	2	1.20	BRACKET, FRT
68-82	Y W/H.D. SUSP (FE7)	3913863	2 ✓	1.20	BRACKET, RR
69-82	Y	406887	AR	1.50	BRACKET, FRT STAB(13/32 MTG HOLES)
77-82	Y W/H.D. SUSP (FE7)	3871329	2 ✓	1.85	BRACKET, RR LINK
65-67	Y (396,427)	3871325	2	1.70	RETAINER, RR
77-82	Y	458985	4	.51	SCREW, W/WA, FRT FRAME BRKT
77-82	Y W/H.D. SUSP (FE7)	458985	4	.51	SCREW, W/WA, RR FRAME BRKT
78-82	Y	371962	AR	.56	SCREW, HEX (M10-1.5 X 30)

7.243 BUSHING-INSULATOR, Stabilizer Shaft

53-62	Y	599430	2	1.10	BUSHING, SHAFT
60-63	Y	3742254	2	1.80	BUSHING, RR FRAME
63-67	Y (EXC. SP. PER. SUSP., H.D. SUSP.)	3817573	2	2.05	BUSHING, FRT FRAME
63-67	Y W/SP. PER. SUSP., H.D. SUSP.	3828826	2	1.45	BUSHING, FRT FRAME
65-76	Y (396, 427, 454, 350)	3872955	4 ✓	1.65	BUSHING, RR LINK
65-67	Y (396,427)	3742254	2	1.80	BUSHING, RR FRAME
68-74	Y (EXC. 427, 454, SP. PER. SUSP.)	3986427	2	1.60	BUSHING, FRT FRAME
68-69	Y (350, 427)	3923674	2	1.60	BUSHING, FRT FRAME
68-74	Y (427,454)	481432	2	1.50	BUSHING, RR FRAME
70-72	Y (SP. PER. SUSP. W/SP. H/PER.) (350)	3923674	2	1.60	BUSHING, FRT FRAME
70-76	Y (454, 350)	3923674	2	1.60	BUSHING, FRT FRAME
75-82	Y W/H.D. SUSP. (FE7)	351595	2	2.15	BUSHING, FRT
75-82	Y W/H.D. SUSP. (FE7)	351600	2 ✓	1.65	BUSHING, RR
77-79	Y (EXC. H.D. SUSP.) (FE7)	3923674	2	1.60	BUSHING, FRT FRAME
77-79	Y (EXC. H.D. SUSP.) (FE7)	3923674	2	1.60	BUSHING, RR LINK
77-82	Y W/H.D. SUSP. (FE7)	3872955	4 ✓	1.65	BUSHING, RR LINK
80-82	Y	6270752	AR	.40	INSULATOR, FRT STAB SHF(7.244)

7.244 GROMMET-INSULATOR, Stabilizer Link

53-79	Y <i>6270752</i> 6264018 AR	.53	GROMMET, RUBBER (13/32 I.D. X 1" O.D.)
80-82	Y 6270752 AR	.40	INSULATOR, FRT STAB SHF

7.245 NUT-PLATE-RETAINER, Stabilizer Link

53-82	Y	3654642	2	.31	NUT, FRT STAB SHAFT LINK BOLT
65-76	Y (396, 427, 454, 350)	3877979	2	3.70	PLATE, RR (3 X 3/4 W/2 HOLES)
77-82	Y W/H.D. SUSP. (FE7)	3877979	2 ✓	3.70	PLATE, RR (3 X 3/4 W/2 HOLES)
53-81	Y	4941130	AR	.17	RETAINER, FRT SHOCK ABS GROMMET LWR AND UPR END,FRT STAB LINK BOLT GROMMET

7.330 BRACKET, Body Mount Rear

68-82	Y	3923650	2	9.20	BRACKET, NO. 4
-------	---------	---------	---	------	----------------------

7.345 ABSORBER, Front and Rear

NOTE 1: INCLUDES 4 BUSHINGS AND 2 NUTS.

53-62	Y	3192095	2	22.75	ABSORBER (FRONT)
53-62	Y	3192962	2	22.75	ABSORBER (REAR) (NOTE 1)
57-59	Y W/H.D. BRAKE/SUSP	3192962	2	22.75	ABSORBER (REAR) (NOTE 1)
63-77	Y (EXC H.D. SUSP)	4975486	2	22.75	ABSORBER (FRONT)
63-73	Y (EXC SPEC PERF SUSP)	22011967	2	22.75	ABSORBER (REAR)
63-81	Y W/H.D. SUSP (FE7), H.D. SHK	3196957	2	22.75	ABSORBER (FRONT)

FRAMES-SPRINGS-SHOCKS-BUMPERS

7.345 ABSORBER, Front and Rear (Con't)					
63-77	Y W/H.D. SUSP	4940459	2	41.00	ABSORBER (REAR)
74-81	Y W/A.T. (M38) (EXC H.D. SUSP, SP H/PER	22011967	2	22.75	ABSORBER (REAR)
78-81	Y W/A.T. (EXC H.D. SUSP, SP H/PER)	4975486	2	22.75	ABSORBER (FRONT)
78-80	Y W/H.D. SUSP (FE7), H.D. SHK	4993538	2	36.50	ABSORBER (REAR)
78-79	Y W/M.T. (EXC H.D. SUSP)	4940459	2	41.00	ABSORBER (REAR)
81	Y W/H.D. SHK (F51)	4993538	2	36.50	ABSORBER (REAR)
81-82	Y W/H.D. SUSP (FE7)	4993538	2	36.50	ABSORBER (REAR)
82	Y (EXC FE7)	4975486	2	22.75	ABSORBER (FRONT)
7.346 TUBE-VALVE, Shock Absorber Air Lift					
77-81	Y	10005354	1	6.40	TUBE, RR S/ABS(6502 MM)
62-77	Y	3178498	AR	2.48	VALVE, RR SHK AIR FILL
7.347 BOLT-NUT-WASHER, Shock Absorber					
72-81	Y	458986	2	.53	BOLT, RR UPR END
63-81	Y	3866766	AR	.32	NUT, FRT UPR END (3/8-24 X 3/8 THK) (0.626)
53-82	Y	3905569	AR	.21	WASHER, SEALING (9/32 I.D.)
65-82	Y	3790342	2	.21	WASHER, FRT UPR (13/32 I.D. X 1 29/32 O.D.)
7.380 BOLT-BRACKET-PLATE, Shock Absorber					
63-65	Y (EXC. SP. H/PER. F.I.)	3815933	2	1.40	BOLT, RR, UPR END (7/16-20 X 2 1/4) (0.662)
67-69	Y	3815933	2	1.40	BOLT, RR, UPR END (7/16-20 X 2 1/4) (0.662)
53-57	Y	3688548	2	2.75	BRACKET, FRT, LWR (DBL. ACTING)
58-59	Y (EXC. H.D. BRK. SUSP.)	3688548	2	2.75	BRACKET, FRT, LWR (DBL. ACTING)
60-62	Y	3688548	2	2.75	BRACKET, FRT, LWR (DBL. ACTING)
56-59	Y	3714311	LH	12.65	PLATE,
7.388 GROMMET, Shock Absorber					
53-82	Y	3735334	4	.32	GROMMET, RR, LWR (RUBBER) (5/8 I.D.)
53-79	Y	6264018	4	.53	GROMMET, LWR, UPR END (7.244)
65-82	Y	3790341	AR	.35	GROMMET, FRT, UPR
7.389 RETAINER, Shock Absorber					
53-69	Y	4941130	AR	.17	RETAINER, FRT AND RR (25/64 I.D. X 1 1/4 O.D.) (7.245)
56-82	Y (EXC. AIR LIFT)	3714310	AR	1.00	RETAINER, LWR GROMMET OTR (1/2 I.D. X 1 1/4 O.D.)
76-81	Y	4941130	AR	.17	RETAINER, FRT AND RR (25/64 I.D. X 1 1/4 O.D.) (7.245)
7.395 BRACKET-NUT, Shock Absorber Anchor					
63-82	Y	3819644	2	3.45	BRACKET, RR
53-64	Y	3691530	AR	.33	NUT, FRT (5.383)
7.412 SPRING-SPRINGS, Front Chassis					
NOTE: SEE SPRING CHART SECTION AT THE END OF 7.000 GROUP FOR YEARS 1972 TO DATE.					
NOTE 1: PART NUMBER TAPED ON SPRING.					
53-59	Y (EXC. H.D. BRAKE/SUSP.)	3756540	2	49.50	SPRING (DOT OF BLACK PAINT ON 2ND COIL FROM WR. END) (13 1/4 FREE HEIGHT)
57-59	Y W/H.D. BRAKE/SUSP.	3748140	2	43.00	SPRING (GRAY) (11 1/8 FREE HEIGHT)
60-62	Y	3756540	2	49.50	SPRING (DOT OF BLACK PAINT ON 2ND COIL FROM WR. END) (13 1/4 FREE HEIGHT)
63-71	Y W/SP. PERF. SUSP., H.D. SUSP.	3832518	2	29.50	SPRING (DK GREEN)
64	Y (2ND DESIGN)	3851100	2	43.25	SPRING, (NOTE 1)
64	Y W/A.C. (2ND DESIGN)	3851100	2	43.25	SPRING, (NOTE 1)
65-66	Y (EXC. H.D. SP. PERF. SUSP.)	3851100	2	43.25	SPRING, (NOTE 1)
66	Y W/A.C.	3888251	2	45.50	SPRING, (NOTE 1)
66-67	Y W/A.C. (427 H/PERF.) (2ND DESIGN 1966)	3888251	2	45.50	SPRING, (NOTE 1)
66	Y W/427 H/PER, SP H/PER)	3888250	2	42.75	SPRING, (NOTE 1)
67	Y (EXC H.D., SP PERF SUSP, 427)	3851100	2	43.25	SPRING, (NOTE 1)
67	Y W/427 H/PER, (EXC A.C.)	3888250	2	42.75	SPRING, (NOTE 1)
67	Y W/427 H/PER, (EXC SP. PERF. SUSP)	3888250	2	42.75	SPRING, (NOTE 1)

FRAMES-SPRINGS-SHOCKS-BUMPERS

7.412 SPRING-SPRINGS, Front Chassis (Con't)

68-71	Y (EXC SPEC PERF SUSP, 427, 454, A.C.)	331316	2	29.50	SPRING, (NOTE 1)
68-71	Y (427, 454 SPEC H/PER) (EXC SPEC PERF SUSP)	331318	2	33.25	SPRING, (NOTE 1)
68-71	Y (427,454) W/A.C.	3931826	2	45.25	SPRING, (NOTE 1)
68-71	Y W/A.C. (EXC 427, 454)	3931824	2	41.25	SPRING, (NOTE 1)

7.447 FITTING-TEE, Auto Shock Absorber

69	Y (427) W/A.C.	354513	1	2.25	FITTING, VAC INLET MANIF
64-69	Y	336015	1	1.65	TEE, SPECIAL (1/8-18) TWO 1/4 HOSE TAKE OFF (3.278)
65-72	Y	336013	1	2.05	TEE (3/8-18 PIPE THD 1 1/4 HOSE TAKE OFF) (3.278)
65-69	Y	3891526	1	1.70	TEE, 3/8 HOSE TAKE OFF(3.278)
65-70	Y	3891528	1	3.35	TEE, INLET MANIFOLD ONE 3/8 HOSE TAKE OFF & ONE 1/4 HOSE TAKE OFF(3.278)
68-69	Y W/T.H., (427 H/PER) (EXC P.B.)	354513	1	2.25	TEE,

7.495 LINER, Rear Leaf Spring

NOTE 1: CUT TO LENGTH.

63-74	Y	3794113	1	3.70	LINER, RR (NO 1 THRU 6) (NOTE 1)
78-82	Y	462589	AR	7.00	LINER, RR SPR (NOTE 1)
78-80	Y W/H.D. SUSP (FE7)	3794113	1	3.70	LINER, RR (NO 1 THRU 6) (NOTE 1)

7.503 SPRING-SPRINGS, Rear Chassis

NOTE: SEE SPRING CHART SECTION AT THE END OF 7.000 GROUP FOR YEARS 1973-1981.

63-77	Y (EXC H.D. SUSP, SP PER SUSP)	362153	1	247.00	SPRING (10 LEAVES)
63-75	Y W/H.D. SUSP, SP PER SUSP	354130	1	227.00	SPRING (7 LEAVES)
82	Y (EXC H.D. SUSP FE7)	9767199	1	247.00	SPRING,
82	Y W/H.D. SUSP (FE7)	14021604	1	236.00	SPRING,

7.504 BUSHING, Rear Spring

53-62	Y	1427894	AR	1.65	BUSHING, FRONT EYE (5/8 I.D. X 1 1/4 O.D. X 1 9/32 O.L.)
-------	---	---------	----	------	--

7.506 BOLT, Rear Spring

53-72	Y	3723010	2	3.25	BOLT, FILL. PLAIN HD. (5/16-24 X 3 5/8)
63-75	Y	458982	2	6.20	BOLT, REAR (9/16-18 X 6 1/2)

7.516 NUT-U BOLT, Rear Spring and Shock Absorber Anchor Plate

53-64	Y	3691530	AR	.33	NUT (1/2-20) (5.383)
56-62	Y	3723981	AR	2.65	U BOLT, RR SPRING

7.518 PLATE-SPACER, Rear Spring and Shock Absorber Anchor

NOTE 1: SPRING (WHITE CODE) 1-BETWEEN SPRING AND DIFFERENTIAL CARRIER, 1-BETWEEN SPRING AND PLATE. SPRING (GREEN CODE) 2-BETWEEN SPRING AND DIFFERENTIAL CARRIER. SPRING (RED CODE) 2-BETWEEN SPRING AND PLATE.

56-59	Y	3714311	LH	12.65	PLATE, ANCHOR (7.380)
63-77	Y	3817582	1	5.85	PLATE, ANCHOR
78-79	Y	457977	1	3.35	PLATE,
80	Y	14010398	1	1.90	PLATE,
81-82	Y	14030188	1	1.90	PLATE,
78-79	Y	459032	2	.84	SPACER,
80	Y (EXC H.D. SUSP(FE7)	14030191	2	10.65	SPACER,
81-82	Y (EXC FE7)	3849370	1	.36	SPACER (.50 X .72 X .196)
81-82	Y (EXC FE7)	14030190	1	.83	SPACER, PLATE TO DIFF
81-82	Y (EXC FE7)	14030191	2	10.65	SPACER, (NOTE 1)

7.523 SHACKLE KIT, Rear Spring

53-62	Y	3707891	2	9.05	SHACKLE KIT (RUBBER BUSHING TYPE)
-------	---	---------	---	------	-----------------------------------

7.524 BUSHING, Rear Spring Shackle

53-62	Y	3706419	8	1.60	BUSHING, SHACKLE (RUBBER 1 O.D.)
75-82	Y	3743857	4	3.55	BUSHING, RR SUSP TORQUE CONT ARM (5.381)

7.529 BOLT-NUT-PIN-RETAINER-UNIT, Rear Spring and Axle

NOTE 1: CONSISTS OF BOLT 458982, RETAINER 3910701, CUSHION 3831586, NUT 125258, RETAINER 3831587 & PIN 103387.

63-81	Y	458982	AR	6.20	BOLT, REAR
63-74	Y	3833486	4	2.15	BOLT, REAR SPRING PLATE (9/16-12 X 3 1/8)

FRAMES-SPRINGS-SHOCKS-BUMPERS

7.529 BOLT-NUT-PIN-RETAINER-UNIT, Rear Spring and Axle (Con't)					
53-81 Y	3863559	AR	.40	NUT, SLOTTED (3/8-16)	
53-62 Y	1433914	2	11.35	PIN, FRT EYE, RR SPRING (3 23/32 O.L.)	
63-82 Y	3831587	4	.66	RETAINER, RR SPR CUSH OTR (7.503)	
63-80 Y	14029851	1	21.60	UNIT, RR SPR OTR ATTACH (NOTE 1)	
7.535 BUMPER-SPACER, Rear Spring					
62 Y W/H.D. BRAKE/SUSP.	3858017	2	1.20	BUMPER (1 5/8 DIA., 2 HIGH) (5.395)	
76-82 Y	483746	2	1.70	BUMPER,	
78-80 Y W/H.D. SUSP (FE7)	460608	1	11.35	SPACER,	
7.545 CUSHION-INSULATOR-RETAINER, Rear Spring					
63-82 Y	3831586	4	.56	CUSHION,	
81-82 Y (EXC FE7)	14030189	1	1.55	INSULATOR, RR SPR	
63-82 Y	3831587	4	.66	RETAINER, CUSH OTR (7.503)	
63-82 Y	3910701	2	.75	RETAINER, CUSH INR	
7.629 BRACKET-CARRIER-COVER-HANGER-STRAP-SUPPORT-TRAY, Spare Wheel					
68-82 Y	3914224	1	7.40	BRACKET, SPA WHL STRAP	
77-82 Y	14030151	1	17.60	CARRIER, SPA WHL	
63-66 Y	3886899	1	104.00	COVER, SPA WHL	
68-82 Y	14011839	1	22.00	COVER, SPA WHL	
80-82 Y	14030152	2	1.70	HANGER, SPA WHL CARR	
63-67 Y	3841460	1	28.50	STRAP, SPA WHL	
78-82 Y	471905	1	3.95	SUPPORT, SPA WHL STRAP BRKT	
63-67 Y	3841700	1	48.25	TRAY, WHL	
68-82 Y	3914225	1	50.00	TRAY, WHL	
7.632 BOLT, Spare Wheel Mounting					
53-79 Y	9789654	AR	.53	BOLT (ROUND HEAD) (.3155-18-5 255M) (STEEL)	
57-79 Y	3991022	1	5.00	BOLT, CROSS STRAP (1/2-13 X 10 7/32)	
63-74 Y	3933819	1	5.00	BOLT, WHL STRAP LATCH LK BOLT (7/16-14 X 7")	
68-79 Y	3956389	2	3.45	BOLT, SPA WHL STRAP	
75-77 Y	345476	1	4.50	BOLT, SPA WHL LATCH LK	
78-82 Y	471903	1	4.90	BOLT, SPA WHL LATCH LK	
7.633 NUT, Spare Wheel Carrier					
53-78 Y	379458 368284	AR	2.25	NUT, SPA WHL LOCK (HEX) (7/16-20)	
55-82 Y	9785616	AR	1.30	NUT, WING TYPE (STEEL) (5/16-18)	
74-82 Y	3841465	1	1.15	NUT, SPA WHL STRAP LATCHING BOLT	
7.675 COVER-CYLINDER, Wheel Carrier Lock					
NOTE 1: SEE GROUP 10.553 FOR TUMBLER UNIT, SPRING UNIT, AND RETAINER USED WITH LOCK CYLINDERS.					
63-79 Y	3841701	1	1.40	COVER,	
63-81 Y	3912416	1	15.60	CYLINDER, W/CASE, SPA WHL LOCK (B&S 605169) (NOTE 1)	
7.800 BAR-BEZEL-BRACKET-BUMPER-EMBLEM-FRAME-NUT, License Plate					
NOTE 1: FOR FLUSH MTD. PLATES CUT OFF EXT. ABOVE FLANGE.					
58-62 Y	3736263	1	16.70	BAR, FRT BRKT	
63-67 Y	3797486	1	27.00	BEZEL, RR	
68-73 Y	3919715	1	24.65	BEZEL, RR	
58-62 Y	3736244	1	40.25	BRACKET, FRT	
63-67 Y	3878898	1	2.00	BRACKET, FRT	
68-72 Y	3919711	1	3.80	BRACKET, FRT	
73-74 Y	327643	1	2.75	BRACKET, FRT	
75-79 Y	339142	1	1.35	BRACKET, RR	
75-79 Y	347929	1	10.20	BRACKET, FRT	
80-82 Y	14015274	1	.36	BRACKET, RR	
55-60 Y	3711168	1	.33	BUMPER, RR (9/16 DIA. X 1/2 LONG)	
61-80 Y	3981333	1	.40	BUMPER, FRT	
62-75 Y	3762180	AR	.41	BUMPER, FRT (9/16 DIA. X 1/2) (8.024)	
75-79 Y	355385	1	10.70	EMBLEM, FRT FILLER (CORVETTE)	
80-82 Y W/FRT EMB (BY8)	14016175	1	9.40	EMBLEM, FRT LIC PLT FIL	
63-75 Y	3797485	2	9.85	FRAME, FRT AND RR	
60-78 Y	559547	AR	.50	NUT, FRT AND RR (SPECIAL SPRING 1/4-14) (NOTE 1)	
63 Y	3783004	AR	.30	NUT, FRT AND RR ATTACH (NO. 10 ANCHOR)	
76-82 Y	559547	AR	.50	NUT, METRIC NY ANC (1/4-14) (9.7 SQ. HOLE)	
76-82 Y	4755299	AR	.30	NUT, MT (.370 SQ HOLE)	

FRAMES-SPRINGS-SHOCKS-BUMPERS

7.828 FILLER-GUARD-REINFORCEMENT, Bumper Guard

73-74 Y	334751 LH	6.90	FILLER, FRT BPR GUARD REINF
73-74 Y	334752 RH	6.90	FILLER, FRT BPR GUARD REINF
68-69 Y	377313 LH	50.75	GUARD, BPR FRT
68-69 Y	377314 RH	50.75	GUARD, BPR FRT
70-72 Y	3963127 LH	50.75	GUARD, BPR FRT
70-72 Y	3963128 RH	50.75	GUARD, BPR FRT
73-74 Y	331829 LH	24.40	REINFORCEMENT, FRT BPR GUARD
73-74 Y	331830 RH	24.40	REINFORCEMENT, FRT BPR GUARD

7.829 BOLT-CLIP-REINFORCEMENT, Energy Absorber Bar Guide

80-82 Y	549791 4	.40	BOLT, RR TOWING BRACKET
73-82 Y	562327 AR	.40	CLIP, BPR (3/8 X 5/8 HOLE) (STEEL)
75-79 Y	347927 LH	25.50	REINFORCEMENT, FRT
75-79 Y	347928 RH	25.50	REINFORCEMENT, FRT

7.831 BAR-BAR KIT-BUMPER-COVER-FILLER-MEMBER-NUT-REINFORCEMENT-RETAINER-STRIP, Bumper Face

58-60 Y	3739385 LH	149.00	BAR, FRT
61-62 Y	3782291 LH	149.00	BAR, FRT
63-67 Y	3797231 LH	144.00	BAR, RR
63-67 Y	3797232 RH	144.00	BAR, RR
63-67 Y	3797337 LH	161.00	BAR, FRT
63-67 Y	3797338 RH	161.00	BAR, FRT
68-72 Y	3974008 1	135.00	BAR, FRT (Z-SHAPED BUMPER GUARD BRKT)
73-74 Y	327625 1	73.50	BAR, FRT
75 Y	362949 1	94.75	BAR, ENERGY ABS FRT
77-79 Y	371435 1	206.00	BAR, RR BPR IMPACT OTR (USED WITH BAR KIT 462277)
80-82 Y	14028581 1	82.75	BAR, RR BPR IMPACT
75-76 Y (1ST DESIGN 1976)	352703 1	295.00	BAR KIT, RR BPR IMPACT (1 PIECE CONSTRUCTION)
76-79 Y (2ND DESIGN 1976) <i>To Body</i>	462277 1	293.00	BAR KIT, RR BPR IMPACT INR (USED W/OTR BAR 371435)
68-73 Y	3922069 LH	108.00	BUMPER, RR
68-73 Y	3922070 RH	108.00	BUMPER, RR
80-82 Y	<i>14041157</i> 14007082 1	447.00	COVER, RR BPR IMPACT BAR
80-82 Y	14041156 1	170.00	COVER, FRT ENERGY ABS BAR
73-74 Y	331872 1	8.85	FILLER, FRT FACE BAR
74 Y	342263 LH	3.35	FILLER, RR BPR IMPACT BAR INR
74 Y	342264 RH	3.35	FILLER, RR BPR IMPACT BAR INR
68-72 Y	3954506 1	44.50	MEMBER, FRT BPR CROSS
79-82 Y	22516030 AR		NUT, HWH THREAD FORMING(M6.3X1.81)
74-75 Y	339125 1	13.05	REINFORCEMENT, RR BPR IMPACT BAR
75-79 Y	347930 1	108.00	REINFORCEMENT, FRT BPR IMPACT BAR
76-79 Y	368329 LH	5.80	REINFORCEMENT, FRT BPR OTR
76-79 Y	368330 RH	5.80	REINFORCEMENT, FRT BPR OTR
80-82 Y	14018859 LH	3.05	REINFORCEMENT, FRT BPR FACIA
80-82 Y	14018860 RH	3.05	REINFORCEMENT, FRT BPR FACIA
75-82 Y	1605396 AR	.66	RETAINER (.250X0.450 PUSH-IN .700 TRUSS HD)
76-79 Y	368619 LH	3.90	STRIP, FRT BPR OTR (RUB)
76-79 Y	368620 RH	3.90	STRIP, FRT BPR OTR (RUB)

7.832 COVER-RETAINER-STRIP-TAPE, Bumper

NOTE 1: (URETHANE) PAINT AS REQUIRED.

NOTE 2: RETAINERS 461053 T/W 461054 T/W 461136 REPLACE 1ST DESIGN RETAINER ASM.

NOTE 3: THREE-PIECE CONSTRUCTION.

NOTE 4: NO DEPRESSION FOR BODY NAME PLATE.

73-74 Y	6263597 1	187.00	COVER, FRT
74 Y	339195 1	442.00	COVER, RR (NOTE 1)
75-79 Y	345495 1	173.00	COVER, FRT BAR
75-79 Y	380000 1	465.00	COVER, RR (NOTE 4)
73-79 Y	331843 LH	2.65	RETAINER, FRT BAR CVR
73-79 Y	331844 RH	2.65	RETAINER, FRT BAR CVR
74 Y	331839 1	5.05	RETAINER, E/A FRT BAR CVR UPR
74-75 Y	331840 1	6.10	RETAINER, E/A FRT BAR CVR LWR
74-79 Y	339123 LH	6.10	RETAINER, RR BPR CVR (OTR)
74-79 Y	339124 RH	6.10	RETAINER, RR BPR CVR (OTR)
74-77 Y	<i>468185</i> 342289 LH	3.75	RETAINER, RR BPR IMPACT BAR CVR CTR (UPR)
74-77 Y	<i>468186</i> 342290 RH	3.25	RETAINER, RR BPR IMPACT BAR CVR CTR (UPR)
74-79 Y	468186 RH	3.75	RETAINER, RR BPR CVR (UPR)

FRAMES-SPRINGS-SHOCKS-BUMPERS

7.832 COVER-RETAINER-STRIPE-TAPE, Bumper (Con't)

75-77	Y (2ND DESIGN 1976)	461053	LH	4.80	RETAINER, E/A FRT CVR UPR OTR (NOTE 2,,3)
75-77	Y (2ND DESIGN 1976)	461054	RH	4.80	RETAINER, E/A FRT CVR UPR OTR (NOTE 2,,3)
75-77	Y (2ND DESIGN 1976)	461136	1	4.95	RETAINER, E/A FRT CVR UPR CTR (NOTE 2,,3)
78-79	Y	468185	LH	3.75	RETAINER, RR BPR CVR (UPR)
80-82	Y	14011841	LH	4.80	RETAINER, E/A FRT BAR CVR LWR
80-82	Y	14011842	RH	4.80	RETAINER, E/A FRT BAR CVR LWR
80-82	Y	14011843	LH	4.45	RETAINER, E/A FRT BAR CVR UPR QTR
80-82	Y	14011844	RH	4.45	RETAINER, ENERGY ABS FRT BAR CVR UPR QTR
80-82	Y	14011845	1	4.45	RETAINER, ENERGY ABS FRT BAR CVR LWR
80-82	Y	14011847	LH	4.95	RETAINER, RR BPR IMPACT BAR CVR
80-82	Y	14011848	RH	4.95	RETAINER, RR BPR IMPACT BAR CVR
81-82	Y	14030194	1	29.00	STRIPE, FRT BPR FASCIA(BLUE-25A)
81-82	Y	14030196	1	29.25	STRIPE, FRT BPR FASCIA(RED-77A)
81-82	Y	14030197	1	29.25	STRIPE, FRT BPR FASCIA(GRAY-83A)
81-82	Y	14030198	1	13.25	STRIPE, RR BPR FASCIA(BLUE-25A)
81-82	Y	14030200	1	13.20	STRIPE, RR BPR FASCIA(RED-77A)
81-82	Y	14038241	1	13.20	STRIPE, RR BPR FASCIA(GRAY-83A)
82	Y	14045947	1	4.05	STRIPE, RR LIC PLT PKT UPR
82	Y07	14045943	LH	4.85	STRIPE, FRT BPR FASCIA LWR
82	Y07	14045944	RH	4.85	STRIPE, FRT BPR FASCIA LWR
82	Y07	14045945	1	14.60	STRIPE, FRT BPR FASCIA UPR
82	Y07	14045946	1	10.00	STRIPE, RR BPR FASCIA UPR
82	Y07	14045948	1	3.20	STRIPE, RR LIC PLT PKT LWR
78	Y W/ACNT STRIPE (D88), B2Z	473261	1	25.75	TAPE, FRT ACNT STRIPE (SVL MET, GRAY MET)
78	Y W/ACNT STRIPE (D88), B2Z	473262	1	12.15	TAPE, RR ACNT STRIPE (SVL MET, GRAY MET)
78	Y W/ACNT STRIPE (D88), Z78	476265	1	25.75	TAPE, FRT ACNT STRIPE (RED, SILVER)
78	Y W/ACNT STRIPE (D88), Z78	476266	1	12.15	TAPE, RR ACNT STRIPE (RED, SILVER)

7.833 BUMPER-DEFLECTOR-GROMMET-NUT-RETAINER-SEAL-WASHER, Bumper to Body

NOTE 1: PAINT TO MATCH.

58-61	Y	3762180	AR	.41	BUMPER, USED AS FRONT BUMPER FACE BAR VALANCE ASM. SPACER (RUBBER-1/2 DIA.) (8.024)
78-79	Y W/D75	14009716	1	126.00	DEFLECTOR, FRT BPR AIR CTR (NOTE 1)
78-79	Y W/D75	14009717	LH	67.25	DEFLECTOR, FRT BPR AIR OTR (NOTE 1)
78-79	Y W/D75	14009718	RH	67.25	DEFLECTOR, FRT BPR AIR OTR (NOTE 1)
76-79	Y	371429	1	.55	GROMMET, RR BPR INR
64-78	Y	3945694	AR	1.30	NUT, SPR. (.040-.090 PNL) (5/16-18 X 1/2 PC)
78	Y	3063100	4	.34	NUT, W/WASHER, FRT BPR AIR DEFL QTR (10.527)
80-82	Y	14011846	1	7.45	RETAINER, RR BPR FASCIA CTR
80-82	Y	14016186	2	3.45	RETAINER, FRT BPR AIR CTR DFL
58-60	Y	3739338	4	3.90	SEAL, RR FACE BAR BRACE TO BODY
68-72	Y	3947927	2	.80	SEAL, FRT BPR BRACE
73-79	Y	331842	2	.59	SEAL, FRT BPR BRACE
79-82	Y	3813432	2	.30	WASHER, RAD FAN SHRD

7.836 BRACE-EXTENSION-PLATE-ROD-SUPPORT, Bumper

58-62	Y	3739313	LH	7.65	BRACE, FRAME TO BPR, INR
58-62	Y	3739314	RH	7.65	BRACE, FRAME TO BPR, INR
58-62	Y	3739325	LH	14.05	BRACE, FRAME TO BPR, OTR
58-62	Y	3739326	RH	9.45	BRACE, FRAME TO BPR, OTR
63-64	Y	3848213	LH	20.50	BRACE, FRAME TO BPR, FRT, CTR
63-64	Y	3848214	RH	18.30	BRACE, FRAME TO BPR, FRT, CTR
63-67	Y	3848217	LH	8.10	BRACE, FRAME TO BPR, FRT, OTR
63-67	Y	3848218	RH	8.10	BRACE, FRAME TO BPR, FRT, OTR
63-67	Y	3848219	LH	32.25	BRACE, FRAME TO BPR, FRT, INR
63-67	Y	3848220	RH	32.25	BRACE, FRAME TO BPR, FRT, INR
63-67	Y	3848221	LH	4.20	BRACE, OTR
63-67	Y	3848222	RH	2.65	BRACE, OTR
63-67	Y	3848224	RH	3.05	BRACE, CTR
63-67	Y	3848225	LH	2.65	BRACE, INR, UPR
63-67	Y	3848226	RH	2.65	BRACE, INR, UPR
65-67	Y	3866405	LH	18.30	BRACE, FRAME TO BPR, BPR, CTR
65-67	Y	3866406	RH	18.30	BRACE, FRAME TO BPR, BPR, CTR
68	Y	3914257	LH	8.80	BRACE, FRAME TO BPR, FRT, OTR

FRAMES-SPRINGS-SHOCKS-BUMPERS

7.836 BRACE-EXTENSION-PLATE-ROD-SUPPORT, Bumper (Con't)

68	Y	3914258	RH	8.80	BRACE, FRAME TO BPR, FRT, OTR
68-73	Y	3932943	LH	4.35	BRACE, RR OTR
68-73	Y	3932944	RH	4.45	BRACE, RR OTR
68-73	Y	3937055	2	9.05	BRACE, INR, FRT LH AND RH
68-72	Y	3937057	LH	5.95	BRACE, INR, RR
68-72	Y	3937058	RH	4.35	BRACE, INR, RR
68-72	Y	3980824	1	32.25	BRACE, CTR, FRT
69	Y	3958795	LH	12.40	BRACE, FRT BPR OTR
69	Y	3958796	RH	12.40	BRACE, FRT BPR OTR
70-72	Y	3964157	LH	12.95	BRACE, FRT OTR
70-72	Y	3964158	RH	12.95	BRACE, FRT OTR
73-74	Y	327663	LH	9.95	BRACE, FRT BPR OTR
73-74	Y	327664	RH	9.95	BRACE, FRT BPR OTR
73	Y	331865	2	2.65	BRACE, RR BPR INR RR LH AND RH
74-75	Y	342233	2	7.95	BRACE, RR BPR IMPACT BAR
75-79	Y	368331	LH	9.35	BRACE, ABS FRT BAR OTR
75-79	Y	368332	RH	9.35	BRACE, ABS FRT BAR OTR
80-82	Y	14007089	LH	22.20	BRACE, E/A FRT BAR OTR
80-82	Y	14007090	RH	22.20	BRACE, E/A FRT BAR OTR
68-69	Y	3922078	RH	2.90	EXTENSION, FRT BPR OTR BRKT
68-72	Y	3932845	LH	2.55	EXTENSION, FRT C/MBR BRKT
68-72	Y	3932846	RH	2.55	EXTENSION, FRT C/MBR BRKT
68-72	Y	3958797	LH	10.70	EXTENSION, FRT BPR TO FRAME
68-72	Y	3958798	RH	10.50	EXTENSION, FRT BPR TO FRAME
70-72	Y	3964159	2	2.70	EXTENSION, FRT OTR BRACE
73-74	Y	327661	2	3.85	EXTENSION, FRT BPR BAR OTR
73-74	Y	342234	1	318.00	EXTENSION, FRT BAR TO FRAME
75-79	Y	345471	1	318.00	EXTENSION, FRT BAR TO FRAME
75-79	Y	347931	1	10.35	EXTENSION, FRT BAR
80-82	Y	14028559	1	177.00	EXTENSION, E/A FRT BAR TO FRAME
80-82	Y	10005229	2	3.80	PLATE, RR BPR STUD
68-73	Y	331864	2	2.50	ROD, RR BPR
72-73	Y	331867	LH	2.25	ROD, RR BPR OTR
72-73	Y	331868	RH	2.25	ROD, RR BPR OTR
73	Y	334797	LH	2.00	ROD, FRT BPR EXT BR
73	Y	334798	RH	2.00	ROD, FRT BPR EXT BR
58-60	Y	3739331	LH	7.65	SUPPORT, GUARD BRKT
58-60	Y	3739332	RH	7.65	SUPPORT, GUARD BRKT
58-62	Y	3739376	RH	13.30	SUPPORT, BRACE

7.840 ABSORBER-BAR-BAR KIT-BOLT KIT-BRACKET-CUSHION-RETAINER-RIVET-SHIM-SPACER-STRIP-SUPPORT-WASHER, Bumper Energy Absorber

NOTE 1: WHEN USED IN PLACE OF 359991 FOR 1975-76, IT IS NECESSARY TO REDRILL THE REAR ATTACHING HOLE .22 REARWARD.

NOTE 2: 1ST DESIGN NOT AVAILABLE; FOR 2ND DESIGN SEE GRP 7.832.

NOTE 3: FOUR PIECE CONSTRUCTION CONSISTS OF 470657-470660.

75-78	Y	22017310	2	37.48	ABSORBER, RR
80-82	Y	22017199	2	37.48	ABSORBER, RR
76-79	Y	362949	1	94.75	BAR, ENERGY ABS FRT
80-82	Y	14007091	1	94.25	BAR, ENERGY ABS FRT
74	Y	338386	1	111.00	BAR KIT, RR BPR IMPACT
74-75	Y	339118	1	20.65	BOLT KIT, ENERGY ABS FRT AND RR
75-79	Y	492976	2	1.45	BRACKET, FRT BPR ABS
80-82	Y	525739	2	3.45	BRACKET, RR BPR ABS
75-79	Y	362952	1	98.50	CUSHION, FRT BUMPER ABS
80-82	Y	3842913	1	2.25	CUSHION, ENERGY ABS FRT BAR EXT (STEEL & RUBBER)(9.023)
80-82	Y	3842914	1	.78	CUSHION, ENERGY ABS FRT BAR EXT (9.023) (RUBBER)
80-82	Y	14006996	1	99.50	CUSHION, ENERGY ABS FRT BAR
74-75	Y	273365	AR	.30	RETAINER, FRT AND RR BPR IMPACT BAR CVR
75-79	Y	355325	1	9.50	RETAINER, ENERGY ABS FRT BAR CVR LWR
77-79	Y(3RD DESIGN)	470657	LH	4.45	RETAINER, ENERGY ABS FRT BAR CVR UPR OTR (NOTE 2,,,3)
77-79	Y(3RD DESIGN)	470658	RH	4.45	RETAINER, ENERGY ABS FRT BAR CVR UPR OTR (NOTE 2,,,3)
77-79	Y(3RD DESIGN)	470659	LH	2.35	RETAINER, ENERGY ABS FRT BAR CVR UPR CTR (NOTE 2,,,3)
77-79	Y(3RD DESIGN)	470660	RH	2.35	RETAINER, ENERGY ABS FRT BAR CVR UPR CTR (NOTE 2,,,3)
74	Y	187992	8	.25	RIVET, RR BPR IMPACT BAR CVR REINF
76-79	Y	371420	2	.98	SHIM, ENERGY ABS FRT BAR OTR CUSH

FRAMES-SPRINGS-SHOCKS-BUMPERS

7.840

ABSORBER-BAR-BAR KIT-BOLT KIT-BRACKET-CUSHION- RETAINER-RIVET-SHIM-SPACER-STRIP-SUPPORT-WASHER, Bumper Energy Absorber (Con't)

75-78 Y	3899215	1	50	SPACER, ENERGY ABS FRT BAR (4.790)
80-82 Y	14011489	LH	15.35	STRIP, RR BPR IMPACT BAR
80-82 Y	14011490	RH	15.35	STRIP, RR BPR IMPACT BAR
75-79 Y	462278	1	28.50	SUPPORT, W/CUSHIONS, RR BPR IMPACT BAR CVR (NOTE 1)
73-81 Y	3818180	2	.36	WASHER, ABS FRT BAR TO BRACE(.453 PL)(0.002)
80-81 Y	3916493	4	.34	WASHER, ENERGY ABS FRT BAR BR (5.418)

7.865

BUMPER-BUSHING-RETAINER-ROD-SHIM-WASHER, Bumper Mounting

74-75 Y	336196	2	3.80	BUMPER, RR IMPACT BAR
72-73 Y	6263571	1	1.50	BUSHING, RR QTR PNL
76 Y	9436766	6	.30	RETAINER, RR IMPACT BAR CVR
74 Y	342235	2	4.60	ROD, ENERGY ABS FRT BAR EXT BRACE
58-62 Y	3714962	AR	.31	SHIM, FRT AND RR BRACE
73-74 Y	331863	2	1.15	SHIM, FRT TO FRAME EXT
74-78 Y	493267	AR	4.50	SHIM (.120)
75-79 Y	347935	AR	3.00	SHIM, FRT CTR (THIN)
75-79 Y	347937	AR	2.65	SHIM, FRT OTR (THICK)
75-79 Y	473279	AR	3.00	SHIM, RR
82 Y	10005798	AR	4.10	SHIM, FRT & RR BPR IMP BAR(STRAIGHT)
68-82 Y	1362249	AR	.46	WASHER, FRT AND RR (1/2 I.D. X 1 1/4 O.D. X 1/8)
68-71 Y	6256884	2	.23	WASHER, FRT. GUARD BRKT. (7/16 I.D. X 49/64 O.D. X 9/64 THK.) (0.030)
75-76 Y	120394	3	.19	WASHER, FRT BAR IMPACT BAR REINF(25/64 THICK)

7.869

BRACKET, Bumper Mounting

73-74 Y	327644	2	23.20	BRACKET, FRT BPR INR
74 Y	342239	LH	49.25	BRACKET, RR IMPACT BAR
74 Y	342240	RH	49.25	BRACKET, RR IMPACT BAR
75-79 Y	345500	2	19.90	BRACKET, RR IMPACT BAR, INR
75-79 Y	347901	LH	14.95	BRACKET, RR IMPACT BAR, OTR
75-79 Y	347902	RH	14.95	BRACKET, RR IMPACT BAR, OTR

7.874

BOLT-RETAINER, Bumper Mounting

61-62 Y	3716509	RH	.85	BOLT, FRT AND RR, RAD GRILL AND BPR GUARD, RR BPR & CTR FACE BAR, RR BPR OTR FACE, FRT BPR OTR FACE BAR TO BRKT (ST STEEL 7/16-14 X 1 1/4")
68-72 Y	3926435	2	.41	BOLT, FRT FRAME EXT (1/2"-13 X 1)
75-79 Y	355342	2	2.35	BOLT, FRT IMPACT BAR REINF
75-79 Y	347916	2	4.95	RETAINER, RR BPR

[illegible]

1972 CORVETTE

NOTE: In order to utilize the 1972 Spring Chart begin with the base sprung weight. Select all options and their weight and add or subtract accordingly to the base weight. Once accumulated weight has been determined refer to the part number chart and select correct spring.

BASE AND RPO FRONT SPRINGS	COMBINATION	POUNDS	MODELS 19437 SPRUNG WEIGHT	19467 SPRUNG WEIGHT
Base	(Only)	0	677.5	662.5
A-31	(Only)	2.5		
A-85	(Only)	.5		
CO-7	(Only)	4.0		
CO-8	(Only)	.5		
C-60	w/LS-5 (Only)	35.0		
C-60	w/M-40 (exc. LS-5)	33.0		
C-60	(exc. M-40, LS-5)	39.0		
F-41	(Only)	2.0		
J-50	(Only)	4.0		
J-56	(Only)	4.0		
LS-5	(Only)	99.5		
LT-1	(Only)	11.5		
M-22	(Only)	16.0		
M-40	w/LS-5 (exc. C-60)	18.0		
M-40	(exc. LS-5, C-60)	28.0		
NB-2	(Only)	7.5		
N-37	(Only)	1.0		
N-40	w/LS-5 (Only)	13.0		
N-40	(exc. LS-5) (Only)	12.0		
T-60	(Only)	.5		
U-69	(Only)	3.0		
U-79	(Only)	1.0		
VO-1	(Only)	8.0		

ENGINE	SUSP.	SPRING NUMBER	SPRING WEIGHT
350	STD.	331316 3931824	C thru 702 Over 702
454	STD.	331317 3931826	O thru 777 Over 777
350 w/Sp. H/Per.	F-41 (Perf. Susp.)	3832518	All

Follow the three steps below to utilize the 1973 spring charts.

1. Select the model desired with the base spring weight on Chart "A".
2. Then select options accordingly shown on Chart "B" and add that weight to the base spring weight.
3. Once accumulated weight has been determined refer to chart "C" and select correct spring.

CHART "A"
1973 CORVETTE

	MODEL	FRONT	REAR
YZ-37	Coupe	703.5	734.0
YZ-67	Conv.	699.0	742.0

CHART "B"
1973 CORVETTE

	RPO OPTIONS	FRONT	REAR
A-31	Power Windows	2.0	1.5
C-07	Auxiliary Top	4.0	23.0
C-60	Air Conditioning	38.0	9.5
L-S4	(454)	94.0	11.5
L-82	(350) (Sp. H/Per.)	18.0	3.0
M-40	T.H. 400	18.5	8.5
N-40	Power Steering	13.5	0.5
Radio	Radio	5.5	3.5

CHART "C"
1973 CORVETTE

SUSP.	CODE	FRONT SPRUNG WEIGHT	PART NUMBER	CODE	REAR SPRUNG WEIGHT	PART NUMBER
Std.	MA	0-768	331316	EA	All	370388
	MD	769-806	331317			
	ME	807-844	331318			
	MG	Over-844	331319			
H.D. Susp.	EA	All	3832518	EB	All	370350

1974 CORVETTE

Follow the three steps below to utilize the 1974 spring charts.

1. Select the model desired with the base spring weight on Chart "A".
2. Then select options accordingly shown on Chart "B" and add that weight to the base spring weight.
3. Once accumulated weight has been determined refer to Chart "C" and select correct spring.

CHART "A"**1974 CORVETTE**

Base Spring		Weight	
Model		Front	Rear
1Y237	Coupe	704.5	733.5
1Y267	Conv.	701.0	740.0

CHART "B"**1974 CORVETTE**

RPO	Options	Front	Rear
A31	Power Windows	2.0	1.5
C07	Auxiliary Top	5.0	29.5
C60	Air Conditioning	32.5	8.0
J50	Power Brakes	4.5	0.5
LS4	(454)	88.5	11.0
L82	(350) (Sp. H/Per.)	5.0	1.5
M-40	T.H. 400	16.0	7.5
N-41	Power Steering	13.0	0.5
Radio	Radio	3.5	3.0

CHART "C"**1974 CORVETTE**

Susp.	Code	Front Sprung Weight	Part Number	Code	Rear Sprung Weight	Part Number
Std.	MA	0-766	331316	EA	All	370388
	MD	767-802	331317			
	ME	803-838	331318			
	MG	Over-838	331319			
H.D. Susp.	AA	All	340519	EM	All	370350

Follow the three steps below to utilize the 1975 spring charts.

1. Select the model desired with the base spring weight on Chart "A".
2. Then select options accordingly shown on Chart "B" and add that weight to the base spring weight.
3. When accumulated weight has been determined refer to chart "C" and select correct spring.

CHART "A"
1975 CORVETTE

MODELS	BASE SPRUNG WEIGHT	
	FRONT	REAR
1YZ37 Corvette 2 Dr. Cpe.	714	784.5
1YZ67 Corvette Convertible	714.5	790.5

CHART "B"
1975 CORVETTE

R.P.O. OPTION WEIGHTS	FRONT	REAR
A31 Power Windows	2.0	1.5
CO7 Auxiliary Top	5.0	29.5
C60 Air Conditioning	32.5	8.0
J50 Power Brakes	4.5	0
L82 350 4 B.C. Spec. Hi Perf. Engine	5.0	1.5
M40 Hydramatic Transmission	18.5	8.5
N41 Power Steering	12.5	0
U58 Stereo Radio	5.5	3.5
U69 AM-FM Radio	3.5	3.5

CHART "C"
1975 CORVETTE

FRONT SPRINGS—GROUP 7.412			REAR SPRINGS—GROUP 7.503		
MODELS	SPRUNG WEIGHT	PART NO.	MODELS	SPRUNG WEIGHT	PART NO.
All (wstd. susp.)	0-774	346939	All (w/std. susp.)	All	370388
	775-Over	346943			
All (w/H.D. susp.)	All	340519	All (w/H.D. susp.)	All	370350

Follow the three steps below to utilize the 1976 spring charts.

1. Select the model desired with the base spring weight on Chart "A".
2. Then select options accordingly shown on Chart "B" and add that weight to the base spring weight.
3. When accumulated weight has been determined refer to chart "C" and select correct spring.

CHART "A"
1976-78 CORVETTE

MODELS	BASE SPRUNG WEIGHT	
	FRONT	REAR
1YZ37 Corvette 2 Dr. Cpe.	728.5	778.0

CHART "B"
1976-78 CORVETTE

R.P.O. OPTION WEIGHTS		FRONT	REAR
A31	Power Windows	2.0	1.5
C60	Air Conditioning	32.5	8.0
J50	Power Brakes	4.5	0
M38	Hydramatic Transmission	10.5	6.5
M40	Hydramatic Transmission	18.5	8.5
N41	Power Steering	12.5	0
U58	Stereo Radio	5.5	3.5
U69	AM-FM Radio	3.5	3.5

CHART "C"
1976-78 CORVETTE
FRONT SPRINGS — GROUP 7.412

MODELS	TIRES	SPRUNG WEIGHT	PART NO.
All (exc. H.D. Susp.)	GR70-15	0-760 761-800 801 Over	346939 346940 346941
All w/H.D. Susp.	GR70-15	0-720 721-780 781-835 836-Over	340519 354131 362150 362151

CHART "C"
1976-78 CORVETTE
REAR SPRINGS — GROUP 7.503

MODELS	TIRES	SPRUNG WEIGHT	PART NO.
All (exc. H.D. Susp.)	GR70-15	All	362153
All w/H.D. Susp.	GR70-15	All	462598

1979 ALL PASSENGER CAR CHASSIS SPRING CHART (Exc. Cadillac)

To determine correct replacement spring, refer to production code taped to spring on vehicle.

FRONT

Production I.D. Code	Service Part Number	Production I.D. Code	Service Part Number	Production I.D. Code	Service Part Number	Production I.D. Code	Service Part Number
AA	340519	ME	1605664	AFT	14003382	ASA	370990
AD	346939	MF	344537	AFU	14003383	ASB	370990
AE	3996362	AAR	460623	AHT	463833	ASC	370992
AF	3996362	AAS	460625	AHU	463833	ASD	370992
AH	346939	AAU	460627	AHW	463834	ASF	370965
AJ	346940	AAW	460627	AHY	354131	ASH	370995
AK	346941	AAX	460629	AJA	463836	ASJ	370995
AM	3996364	AAY	460629	AJB	463836	ASK	370997
AN	346943	ABA	460632	AJC	463837	ASM	370997
AR	3996364	ABB	460632	AJH	463885	ASN	370999
AU	3996365	ABC	460634	AJJ	463885	ASR	370999
AY	346943	ABD	460634	ANB	462540	ASS	370964
AZ	346944	ABF	460636	ANC	462541	AST	370964
CR	3998629	ABH	460636	ANY	362150	ASU	370965
CS	3998629	ABJ	460638	ANZ	362151	ASW	370967
CU	6272883	ABK	460638	AOJ	354136	ASX	370967
DD	378598	ABR	460641	AOK	362200	ASY	370968
DH	6262425	ABS	460643	AOM	362200	ATK	3982352
DJ	6262426	ABT	460643	AON	370906	ATM	3982354
DK	6262428	ABU	460645	AOR	370906	ATX	3982354
DL	6262428	ABW	460645	AOS	370907	ATY	3988104
DM	6262430	ABX	460647	AOT	370909	AUA	462501
EM	334488	ABY	460647	AOU	370909	AUB	462503
EV	3982352	ACA	460649	AOW	370911	AUC	462503
FA	378599	ACB	460651	AOX	370911	AUD	3982352
FB	378600	ACC	460651	APA	378501	AUH	462507
GA	1608625	ACD	460653	APB	378503	AUJ	462507
GB	1608626	ACF	460653	APC	378503	AUK	334488
GC	1608626	ACH	460655	APD	378505	AUM	462509
GE	1608629	ACJ	460655	APF	378505	AUN	462511
GF	1608630	ACK	460684	APH	378507	AUR	462511
GG	1608631	ACR	460660	APJ	378507	AWX	378598
GH	1608626	ACS	460660	APK	378539	AWY	378599
GJ	1608633	ACT	460662	APM	378539	AWZ	378600
GK	1608634	ACU	460662	APN	378541	AXA	378592
HH	346993	ACW	460664	APR	378541	AXC	378594
HI	354161	ACX	460664	APS	378501	AXD	378596
HJ	346995	ACY	460687	AQC	463850	AXF	378596
HK	346995	ADS	460679	AQD	463851	AXH	462540
HL	3982356	ADT	460679	AQF	463852	AXJ	378598
HM	346996	ADU	460681	ARF	370976	AXN	462549
HR	3988104	ADW	460681	ARH	370976	AXR	462549
KB	334445	ADX	460683	ARJ	370978	AXS	462550
KF	334445	ADY	460683	ARK	370978	AXT	462552
KJ	3988111	ADZ	460684	ARM	370980	AXU	462552
KT	3988111	AFA	460686	ARN	370980	AXW	462554
KU	3988113	AFB	460686	ARR	370982	AXX	462554
KV	3988113	AFC	460687	ARS	370982	AXY	462556
KW	3988116	AFD	460688	ARW	370986	AXZ	462556
KX	3988116	AFF	460689	ARX	370986		
LA	6262425	AFJ	460691	ARY	370988		
MB	344537	AFS	14003381	ARZ	370988		

NOTE: Torsion bars are not included in the above listing.
See Group 7.412 for specific usage.

1979 ALL PASSENGER CAR CHASSIS SPRING CHART (Exc. Cadillac)

To determine correct replacement spring, refer to production code taped to spring on vehicle.

REAR

Production I.D. Code	Service Part Number	Production I.D. Code	Service Part Number	Production I.D. Code	Service Part Number	Production I.D. Code	Service Part Number
AZ	1607830	SS	485719	YZ	485709	NFA	485744
CI	14000563	ST	485719	ZA	483671	NFB	485689
HS	3988081	SU	482064	ZK	485748	NFC	362172
HT	3988081	SW	485734	ZX	485722	NFD	362105
HW	336877	SZ	493689	ZZ	485738	NFF	362105
JA	1611136	TA	485736	NAL	354183	NFH	462538
JB	1611136	TB	485746	NAM	354159	NFJ	462538
JC	1611138	TC	485746	NAN	354188	NFK	362109
JD	1611138	TD	485721	NBA	362102	NFL	462545
JE	1611140	TF	485721	NBB	362102	NFM	462545
JF	1611140	TJ	485727	NBC	362104	NFN	462547
JJ	1611136	TS	485736	NBD	362105	NFP	462547
JK	1611136	TT	485719	NBF	362106	NFU	494672
JL	1611145	TU	485719	NBH	362107	NHC	463815
JM	1611146	UA	494776	NBJ	362109	NHH	482064
JN	1611147	UC	480881	NBX	6272839	NHJ	494672
JP	1611136	UH	482078	NCM	485729	NHK	10002985
JR	1611136	UT	482062	NCN	485729	NHN	10002985
OA	485740	WR	485721	NCP	485738	NHS	485709
OB	485721	WS	485722	NCR	370934	NKB	1615931
OL	3988081	WT	485722	NCY	378553	NKC	1615931
PA	480878	WU	485738	NCZ	378553	NKD	1615931
PB	480880	WV	485740	NDB	482064	NKF	1615933
PC	496960	XG	482062	NDC	482066	NKH	1615933
PD	480881	XJ	482064	NDD	482066	NKW	1615947
PE	480881	XK	482066	NDM	482068	NKX	1615947
PF	480884	XP	485077	NDN	485691	NKY	1615947
PG	480884	XY	485748	NDP	485691	NKZ	1615947
PJ	481132	YA	482080	NDH	527780	NLA	1615947
PL	481132	YB	482080	NDS	527780	NLB	480885
PR	482548	YC	482082	NDT	527782	NLC	10007421
PZ	477512	YG	482086	NDU	527782	NLD	10007421
RW	336877	YH	482086	NDW	485698	NLH	1615933
SJ	485727	YJ	482088	NDX	485698	NLL	1615947
SK	485754	YK	482088	NDY	485696	NLW	10009665
SL	485754	YL	482090	NDZ	485744	NLT	1615931
SM	485754	YM	482090	NFS	471820	NLU	1615946
SR	485709	YP	480885	NFT	471821		

NOTE: Torsion bars are not included in the above listing.
See Group 7.412 for specific usage.

1978-79 "Y" CAR

Follow the steps below to utilize Service Spring Charts

1. Obtain GAWRF (Frt) or GAWRR (Rear) weight from sticker on left door.
Use kilogram (kg) values only.
2. Select chart to be used, determined by model and engine or suspension.
3. Locate the GAWRF or GAWRR weight within the appropriate range under the proper tire column. Use indicated spring part number.

Y W/STANDARD SUSPENSION

FRONT GAWRF RANGE			REAR GAWRR RANGE		
P225/70R15 TIRE	P255/60R15 TIRE	SPRING PART NUMBER	P225/70R15 TIRE	P225/60R15 TIRE	SPRING PART NUMBER
Over 958	Over 938	346944	All	All	462577
878-958	858-938	346943			
837-877	817-857	346941			
797-836	776-816	346940			
0-796	0-775	346939			

Y W/FE7 SUSPENSION

FRONT GAWRF RANGE			REAR GAWRR RANGE		
P225/70R15 TIRE	P225/60R15 TIRE	SPRING PART NUMBER	P225/70R15 TIRE	P225/60R15 TIRE	SPRING PART NUMBER
Over 867	Over 847	362151	All	All	462598
815-867	795-847	362150			
762-814	742-794	354131			
0-761	0-741	340519			

1980 ALL PASSENGER CAR CHASSIS SPRING CHART (Exc. Cadillac)

GM46

To determine correct replacement spring, refer to production code taped to spring on vehicle.

FRONT

Prod. I.D. Code	Serv. Part No.	Serv'd. I.D. Code	Prod. I.D. Code	Serv. Part No.	Serv'd. I.D. Code	Prod. I.D. Code	Serv. Part No.	Serv'd. I.D. Code	Prod. I.D. Code	Serv. Part No.	Serv'd. I.D. Code
AA	340519	AA	ACR	460660	ACS	ARH	370976	ARH	BBH	14003325	BBJ
AD	346939	AH	ACS	460660	ACS	ARJ	370978	ARK	BBJ	14003325	BBJ
AE	3996362	AF	ACT	460662	ACU	ARK	370978	ARK	BBX	14003335	BBY
AF	3996362	AF	ACU	460662	ACU	ARM	370980	ARN	BBY	14003335	BBY
AH	346939	AH	ACW	460664	ACX	ARN	370980	ARN	BBZ	14003337	BCA
AJ	346940	AJ	ACX	460664	ACX	ARR	370982	ARS	BCA	14003337	BCA
AK	346941	AK	ACY	460687	AFC	ARS	370982	ARS	BCB	14003339	BCC
AM	3996364	AR	ADS	460679	ADT	ARW	370986	ARX	BCC	14003339	BCC
AN	346943	AY	ADT	460679	ADT	ARX	370986	ARX	BCD	14003374	BDS
AR	3996364	AR	ADU	460681	ADW	ARY	370988	ARZ	BCT	14003350	BCU
AU	3996365	AU	ADW	460681	ADW	ARZ	370988	ARZ	BCU	14003350	BCU
AY	346943	AY	ADX	460683	ADY	ASA	370990	ASB	BCW	14003351	BCW
AZ	346944	AZ	ADY	460683	ADY	ASB	370990	ASB	BCX	14003353	BCY
CR	3998629	CS	ADZ	460684	ADZ	ASC	370992	ASD	BCY	14003353	BCY
CS	3998629	CS	AFA	460686	AFB	ASD	370992	ASD	BCZ	14003354	BCZ
CU	6272883	CU	AFB	460686	AFB	ASF	370965	ASU	BDK	14003371	BDM
DD	378598	AWX	AFC	460687	AFC	ASH	370995	ASJ	BDM	14003371	BDM
EM	334488	EM	AFD	460688	AFD	ASJ	370995	ASJ	BDR	14003373	BDR
EV	354161	HI	AFJ	460691	AFJ	ASK	370997	ASM	BDS	14003374	BDS
FA	378599	AWY	AFS	14003381	AFS	ASM	370997	ASM	BFA	1608637	BFC
FB	378600	AWZ	AFT	14003382	AFT	ASN	370999	ASR	BFB	1608637	BFC
GD	1608629	GE	AFU	14003383	AFU	ASR	370999	ASR	BFC	1608637	BFC
HL	3982356	CZ	AHT	463833	AHU	ASS	370964	AST	BFD	1608639	BFF
HR	3988104	GL	AHU	463833	AHU	AST	370964	AST	BFF	1608639	BFF
KJ	3988111	BC	AHW	463834	AHW	ASU	370965	ASU	BFH	1608639	BFF
KT	3988111	BC	AHY	354131	AHY	ASW	370967	ASX	BFJ	1608642	BFK
KU	3988113	BE	AJA	463836	AJB	ASX	370967	ASX	BFK	1608642	BFK
KV	3988113	BE	AJB	463836	AJB	ASY	370968	ASY	BFM	14003386	BFN
KW	3988116	BH	AJC	463837	AJC	ATK	3982352	HI	BFN	14003386	BFN
KX	3988116	BH	AJH	463885	AJJ	ATM	3982354	HZ	BFR	14003388	BFS
MB	344537	MF	AJJ	463885	AJJ	ATX	3982354	HZ	BFS	14003388	BFS
MF	344537	MF	ANB	462540	AXH	ATY	3988104	GL	BFT	14003390	BFU
AAR	460623	AAR	ANC	462541	AXJ	AUB	462503	AUC	BFU	14003390	BFU
AAS	460625	AAT	ANY	362150	ANY	AUC	462503	AUC	BFX	14003393	BFY
AAU	460627	AAW	ANZ	362151	ANZ	AUM	462509	AUM	BFY	14003393	BFY
AAW	460627	AAW	AOJ	354136	ANB	AUN	462511	AUR	BFZ	14003395	BHA
AAX	460629	AAY	AOK	362200	AOM	AUR	462511	AUR	BHA	14003395	BHA
AAY	460629	AAY	AOM	362200	AOM	AWX	378598	AWX	BHB	14003395	BHA
ABA	460632	ABB	AON	370906	AOR	AWY	378599	AWY	BHC	14003398	BHD
ABB	460632	ABB	AOR	370906	AOR	AWZ	378600	AWZ	BHD	14003398	BHD
ABC	460634	ABD	AOS	370907	AOS	AXH	462540	AXH	BHF	14003399	BHF
ABD	460634	ABD	AOT	370909	AOU	AXJ	378598	AWX	BHH	14021601	BHJ
ABF	460636	ABH	AOU	370909	AOU	AXN	462549	AXR	BHJ	14021601	BHJ
ABH	460636	ABH	AOW	370911	AOX	AXR	462549	AXR	BHK	14021602	BHK
ABJ	460638	ABK	AOX	370911	AOX	AXS	462550	AXS			
ABK	460638	ABK	APA	378501	APA	AXT	462552	AXU			
ABR	460641	ABR	APB	378503	APC	AXU	462552	AXU			
ABS	460643	ABT	APC	378503	APC	AXW	462554	AXX			
ABT	460643	ABT	APD	378505	APF	AXX	462554	AXX			
ABU	460645	ABW	APF	378505	APF	AXY	462556	AXZ			
ABW	460645	ABW	APH	378507	APJ	AXZ	462556	AXZ			
ABX	460647	ABY	APJ	378507	APJ	BAH	14003307	BAJ			
ABY	460647	ABY	APK	378539	APM	BAJ	14003307	BAJ			
ACB	460651	ACC	APN	378541	APR	BAK	14003309	BAM			
ACC	460651	ACC	APR	378541	APR	BAM	14003309	BAM			
ACD	460653	ACF	APS	378501	APA	BAN	14003311	BAR			
ACF	460653	ACF	AQC	463850	AQC	BAR	14003311	BAR			
ACH	460655	ACJ	AQD	463851	AQD	BBC	14003321	BBC			
ACJ	460655	ACJ	AQF	463852	AQF	BBD	14003323	BBF			
ACK	460684	ADZ	ARF	370976	ARH	BBF	14003323	BBF			

NOTE: Torsion bars are not included in the above listing.
See Group 7.412 for specific usage.

1980 ALL PASSENGER CAR CHASSIS SPRING CHART (Exc. Cadillac)

GM47

To determine correct replacement spring, refer to production code taped to spring on vehicle.

REAR

Prod. I.D. Code	Serv. Part No.	Serv'd. I.D. Code	Prod. I.D. Code	Serv. Part No.	Serv'd. I.D. Code	Prod. I.D. Code	Serv. Part No.	Serv'd. I.D. Code	Prod. I.D. Code	Serv. Part No.	Serv'd. I.D. Code
CI	14000563	CI	UC	480881	PE	NDR	527780	NDS	NKA	1615929	NKA
HS	3988081	HT	UH	482078	UH	NDS	527780	NDS	NKB	1615931	NKC
HT	3988081	HT	UT	482062	XG	NDT	527782	NDU	NKC	1615931	NKC
HW	336877	RW	WR	485721	TF	NDU	527782	NDU	NKF	1615933	NKF
JE	1611140	JF	WS	485722	ZX	NDW	485698	NDX	NKW	1615946	NKX
OA	485740	OA	WT	485722	ZX	NDX	485698	NDX	NKX	1615946	NKX
OB	485721	TF	WU	485738	WU	NDY	485696	NDY	NKZ	1615946	NKX
OL	3988081	HT	WV	485740	OA	NDZ	485744	NFA	NLB	480885	YP
PA	480878	PA	XG	482062	XG	NFA	485744	NFA	NLC	10007421	NLC
PB	480880	PC	XJ	482064	XJ	NFB	485689	WL	NLD	10007421	NLC
PC	480880	PC	XP	485077	ZM	NFL	462545	NFM	NLF	1615929	NKA
PE	480881	PE	XY	485748	XY	NFM	462545	NFM	NLT	1615931	NKC
PF	480884	PG	YA	482080	YB	NFN	462547	NFP	NLU	1615946	NKX
PG	480884	PG	YB	482080	YB	NFP	462547	NFP	NLW	10009665	NLW
PJ	481132	PJ	YC	482082	YD	NFR	549955	NFR	NLX	1616988	NMA
PL	481132	PJ	YG	482086	YH	NFU	494672	NFU	NLY	1616988	NMA
PR	482548	PR	YH	482086	YH	NHC	463815	NHC	NLZ	1616988	NMA
PZ	477512	PZ	YJ	482088	YK	NHH	482064	XJ	NMA	1616988	NMA
RW	336877	RW	YK	482088	YK	NHJ	494672	NFU	NMB	1616989	NMB
SJ	485727	TJ	YL	482090	YM	NHK	10002985	NHN	NMC	1616992	NMF
SK	485754	SL	YM	482090	YM	NHN	10002985	NHN	NMD	1616992	NMF
SL	485754	SL	YP	480885	YP	NHR	485756	NHR	NMF	1616992	NMF
SM	485754	SL	YZ	485709	SR	NHS	485709	SR	NMH	1616992	NMF
SR	485709	SR	ZA	483671	ZH	NHT	10004319	NHU			
SS	485719	TU	ZX	485722	ZX	NJA	10004089	NJB			
ST	485719	TU	ZZ	485738	WU	NJB	10004089	NJB			
SU	482064	XJ	NAL	354183	NAL	NJC	10004091	NJD			
SW	485734	SW	NAM	354159	NAM	NJD	10004091	NJD			
SZ	493689	SZ	NAN	354188	NAN	NJF	10004093	NJG			
TA	485736	TA	NCM	485729	NCN	NJG	10004093	NJG			
TB	485746	TC	NCN	485729	NCN	NJH	10004095	NJJ			
TC	485746	TC	NCP	485738	WU	NJJ	10004095	NJJ			
TD	485721	TF	NCR	370934	NCR	NJK	10004096	NJK			
TF	485721	TF	NDB	482064	XJ	NJL	10004098	NJM			
TJ	485727	TJ	NDC	482066	XL	NJM	10004098	NJM			
TS	485736	TA	NDD	482066	XL	NJN	10004100	NJP			
TT	485719	TU	NDM	482068	XN	NJP	10004100	NJP			
TU	485719	TU	NDN	485691	WN	NJR	10004101	NJR			
UA	494776	UA	NDP	485691	WN	NJZ	1615929	NKA			

NOTE: Torsion bars are not included in the above listing.
See Group 7.412 for specific usage.

1980 CORVETTE

Follow the steps below to utilize Service Spring Charts.

1. Obtain GAWRF (frt) or GAWRR (rear) weight from sticker on left door.
2. Select chart to be used, determined by model and engine or suspension.
3. Locate the GAWRF or GAWRR weight within the appropriate range under the proper tire column. Use indicated spring part number.

STANDARD SUSPENSION

FRONT GAWRF RANGE		REAR GAWRR RANGE	
ALL TIRES	SPRING PART NUMBER	ALL TIRES	SPRING PART NUMBER
0-780 Over 780	14003398 14003399	All	14021603

FE7 SUSPENSION

FRONT GAWRF RANGE		REAR GAWRR RANGE	
ALL TIRES	SPRING PART NUMBER	ALL TIRES	SPRING PART NUMBER
0-812 Over 812	14021601 14021602	All	14021604

1981 ALL PASSENGER CAR CHASSIS SPRING CHART (EXC. CADILLAC)

FRONT

Prod. I.D. Code	Serv. Part No.	Serv'd. I.D. Code	Prod. I.D. Code	Serv. Part No.	Serv'd. I.D. Code	Prod. I.D. Code	Serv. Part No.	Serv'd. I.D. Code	Prod. I.D. Code	Serv. Part No.	Serv'd. I.D. Code
AE	3996362	AF	ACY	460687	AFC	BHC	14003398	BHD	ARH	370976	ARH
AF	3996362	AF	BCY	14003353	BCY	BHD	14003398	BHD	ARJ	370978	ARK
AM	3996364	AR	BCZ	14003354	BCZ	BHF	14003399	BHF	ARK	370978	ARK
AR	3996364	AR	DD	378598	AWX	BHH	14021601	BHJ	ARM	370980	ARN
AAU	460627	AAW	BDK	14003371	BDM	BHJ	14021601	BHJ	ARN	370980	ARN
AU	3996365	AU	BDM	14003371	BDM	BHK	14021602	BHK	ARR	370982	ARS
AAW	460627	AAW	BDR	14003373	BDR	HL	3982356	CZ	ARS	370982	ARS
AAX	460629	AAY	ADS	460679	ADT	HR	3988104	GL	ARW	370986	ARX
AAY	460629	AAY	BDS	14003374	BDS	BHS	1620423	BHT	ARX	370986	ARX
ABC	460634	ABD	ADT	460679	ADT	AHT	463833	AHU	ARY	370988	ARZ
ABD	460634	ABD	ADU	460681	ADW	BHT	1620423	BHT	ARZ	370988	ARZ
BBD	14003323	BBF	BDU	1620423	BHT	AHU	463833	AHU	ASA	370990	ASB
ABF	460636	ABH	ADW	460681	ADW	AJA	463836	AJB	ASB	370990	ASB
BBF	14003323	BBF	ADX	460683	ADY	AJB	463836	AJB	ASC	370992	ASD
ABH	460636	ABH	ADY	460683	ADY	AJC	463837	AJC	ASD	370992	ASD
BBH	14003325	BBJ	ADZ	460684	ADZ	AJH	463885	AJJ	ASF	370965	ASU
ABJ	460638	ABK	EV	3982352	HI	AJJ	463885	AJJ	ASH	370995	ASJ
BBJ	14003325	BBJ	FA	378599	AWY	KJ	3988111	BC	ASJ	370995	ASJ
ABK	460638	ABK	AFA	460686	AFB	KT	3988111	BC	ASK	370997	ASM
ABS	460643	ABT	BFA	1608637	BFC	KU	3988113	BE	ASM	370997	ASM
ABT	460643	ABT	FB	378600	AWZ	KV	3988113	BE	ASN	370999	ASR
ABU	460645	ABW	AFB	460686	AFB	KW	462509	AUM	ASR	370999	ASR
ABW	460645	ABW	BFB	1608637	BFC	KX	462509	AUM	ASS	370964	AST
ABX	460647	ABY	AFC	460687	AFC	MB	344537	MF	AST	370964	AST
BBX	14003335	BBY	BFC	1608637	BFC	MF	344537	MF	ASU	370965	ASU
ABY	460647	ABY	AFD	460688	AFD	ANB	462540	AXH	ASW	370967	ASX
BBY	14003335	BBY	BFD	1608639	BFF	ANC	462541	AXJ	ASX	370967	ASX
BBZ	14003337	BCA	BFF	1608639	BFF	AOJ	354136	ANB	ASY	370968	ASY
BCA	14003337	BCA	BFH	1608639	BFF	AOK	362200	AOM	ATK	3982352	HI
ACB	460651	ACC	AFJ	460691	AFJ	AOM	362200	AOM	ATM	3982354	HZ
BCB	14003339	BCC	BFJ	1608642	BFK	AON	370906	AOR	ATX	3982354	HZ
ACC	460651	ACC	BFK	1608642	BFK	AOR	370906	AOR	ATY	3988104	GL
BCC	14003339	BCC	BFM	14003386	BFN	AOS	370907	AOS	AUB	462503	AUC
ACD	460653	ACF	BFN	14003386	BFN	AOT	370909	AOU	AUC	462503	AUC
BCD	14003339	BCC	BFR	14003388	BFS	APA	378501	APA	AXN	462549	AXR
ACF	460653	ACF	AFS	14003381	AFS	APB	378503	APC	AXR	462549	AXR
ACH	460655	ACJ	BFS	14003388	BFS	APC	378503	APC	AXS	462550	AXS
ACJ	460655	ACJ	AFT	14003382	AFT	APD	378505	APF	AXT	462552	AXU
ACK	460684	ADZ	BFT	14003390	BFU	APF	378505	APF	AXU	462552	AXU
CR	3998629	CS	AFU	14003383	AFU	APH	378507	APJ	AXW	462554	AXX
ACS	460660	ACS	BFU	14003390	BFU	APJ	378507	APJ	AXX	462554	AXX
CS	3998629	CS	BFX	14003393	BFY	APK	378539	APM	AXY	462556	AXZ
ACT	460662	ACU	BFY	14003393	BFY	APM	378539	APM	AXZ	462556	AXZ
BCT	14003350	BCU	BFZ	14003395	BHA	APR	378541	APR			
ACU	460662	ACU	GD	1608629	GE	APS	378501	APA			
BCU	14003350	BCU	GF	1608630	GF	AQC	463850	AQC			
ACW	460664	ACX	GG	1608631	GG	AQD	463851	AQD			
BCW	14003351	BCW	GK	1608634	GK	AQF	463852	AQF			
ACX	460664	ACX	BHA	14003395	BHA	ARD	370974	ARD			
BCX	14003353	BCY	BHB	14003395	BHA	ARF	370976	ARH			

1981 ALL PASSENGER CAR CHASSIS SPRING CHART (EXC. CADILLAC)
(Continued)

REAR

Prod. I.D. Code	Serv. Part No.	Serv'd. I.D. Code	Prod. I.D. Code	Serv. Part No.	Serv'd. I.D. Code	Prod. I.D. Code	Serv. Part No.	Serv'd. I.D. Code	Prod. I.D. Code	Serv. Part No.	Serv'd. I.D. Code
NCM	485729	NCN	NJN	10004100	NJP	SW	485734	SW			
NCN	485729	NCN	NJP	10004100	NJP	SZ	493689	SZ			
NCP	485738	WU	NJR	10004101	NJR	TA	485736	TA			
NDB	482064	XJ	NJS	10004102	NJS	TB	485746	TC			
NDC	482066	XL	NJZ	1615929	NKA	TC	485746	TC			
NDD	482066	XL	NKA	1615929	NKA	TD	485721	TF			
NDN	485691	WN	NKB	1615931	NKC	TF	485721	TF			
NDP	485691	WN	NKC	1615931	NKC	TJ	485727	TJ			
NDR	527780	NDS	NKF	1615933	NKF	TL	485696	NDY			
NDS	527780	NDS	NKW	1615946	NKX	TS	485736	TA			
NDT	527782	NDU	NKX	1615946	NKX	TT	485719	TU			
NDU	527782	NDU	NKZ	1615948	NKZ	TU	485719	TU			
NDW	485698	NDX	NLA	1615948	NKZ	UA	494776	UA			
NDX	485698	NDX	NLB	480885	YP	UC	480881	PE			
NDY	485696	NDY	NLC	10007421	NLC	UH	482078	UH			
NDZ	485744	NFA	NLD	10007421	NLC	UT	482062	XG			
NFA	485744	NFA	NLF	1615929	NKA	WR	485721	TF			
NFB	485689	WL	NLL	1615948	NKZ	WS	485722	ZX			
NFU	494672	NFU	NLT	1615931	NKC	WT	485722	ZX			
NHH	482064	XJ	NLU	1615946	NKX	WU	485738	WU			
NHJ	494672	NFU	NLW	10009665	NLW	WV	485740	OA			
NHK	10002985	NHN	NLX	1616988	NMA	XP	485077	ZM			
NHN	10002985	NHN	NLY	1616988	NMA	XY	485748	XY			
NHR	485756	NHR	NLZ	1616988	NMA	YA	482080	YB			
HS	3988081	HT	NMA	1616988	NMA	YB	482080	YB			
NHS	485709	SR	NMB	1616989	NMB	YC	482082	YD			
NHT	10004319	NHU	NMC	1616992	NMF	YG	482086	YH			
NHU	10004319	NHU	NMD	1616992	NMF	YH	482086	YH			
BHU	14029310	BHU	NMF	1616992	NMF	YJ	482088	YK			
HW	336877	RW	NMH	1616992	NMF	YK	482088	YK			
NHW	10004320	NHW	OA	485740	OA	YP	480885	YP			
BHW	14029311	BHW	OB	485721	TF	YZ	485709	SR			
BHX	14029312	BHX	OL	3988081	HT	ZZ	485738	WU			
BHY	14029313	BHY	PA	480878	PA						
BHZ	14029314	BHZ	PB	480880	PC						
NJA	10004089	NJB	PC	480880	PC						
NJB	10004089	NJB	PE	480881	PE						
NJC	10004091	NJD	PF	480884	PG						
NJD	10004091	NJD	PG	480884	PG						
JE	1611140	JF	PJ	481132	PJ						
NJF	10004093	NJG	PL	481132	PJ						
NJG	10004093	NJG	PR	482548	PR						
NJH	10004094	NJH	PZ	477512	PZ						
NJJ	10004094	NJH	SJ	485727	TJ						
NJK	10004096	NJK	SK	485754	SL						
JL	1611145	JL	SL	485754	SL						
NJL	10004098	NJM	SM	485754	SL						
JM	1611146	JM	SR	485709	SR						
NJM	10004098	NJM	SS	485719	TU						
JN	1611147	JN	ST	485719	TU						

1981 CORVETTE

Follow the steps below to utilize Service Spring Charts.

1. Obtain GAWRF (Frt) or GAWRR (Rear) weight from sticker on left door.
2. Select chart to be used, determined by model and engine or suspension.
3. Locate the GAWRF or GAWRR weight within the appropriate range under the proper tire column. Use indicated spring part number.

STANDARD SUSPENSION W/MANUAL TRANSMISSION

FRONT GAWRF RANGE		REAR GAWRR RANGE	
ALL TIRES	SPRING PART NUMBER	ALL TIRES	SPRING PART NUMBER
0-780 Over 780	14003398 14003399	All	14021603

STANDARD SUSPENSION W/AUTOMATIC TRANSMISSION

FRONT GAWRF RANGE		REAR GAWRR RANGE	
ALL TIRES	SPRING PART NUMBER	ALL TIRES	SPRING PART NUMBER
0-780 Over 780	14003398 14003399	All	9764141

FE7 SUSPENSION

FRONT GAWRF RANGE		REAR GAWRR RANGE	
ALL TIRES	SPRING PART NUMBER	ALL TIRES	SPRING PART NUMBER
0-812 Over 812	14021601 14021602	All	14021604

1982 ALL PASSENGER CAR CHASSIS SPRING CHART

TO DETERMINE CORRECT REPLACEMENT SPRING, REFER TO PRODUCTION CODE TAPED TO SPRING ON VEHICLE

FRONT

PROD. ID CODE	SERV. PART NO.	SERV'D ID CODE	PROD. ID CODE	SERV. PART NO.	SERV'D ID CODE	PROD. ID CODE	SERV. PART NO.	SERV'D ID CODE	PROD. ID CODE	SERV. PART NO.	SERV'D ID CODE
DZ	1620428	DZ	APS	378501	APA	BFD	1608639	BFF	BXD	14029383	BXF
GD	1608629	GE	AQC	463850	AQC	BFF	1608639	BFF	BXF	14029383	BXF
GE	1608629	GE	AQD	463851	AQD	BFH	1608639	BFF	BXM	14029388	BXN
GF	1608630	GF	AQF	463852	AQF	BFK	1608642	BFK	BXN	14029388	BXN
GG	1608631	GG	ARF	370976	ARH	BFM	14003386	BFN	BXR	14029390	BXS
GK	1608634	GK	ARH	370976	ARH	BFN	14003386	BFN	BXS	14029390	BXS
AAS	460625	AAT	ARJ	370978	ARK	BFR	14003388	BFS	BXT	14029392	BXU
AAT	460625	AAT	ARK	370978	ARK	BFS	14003388	BFS	BXU	14029392	BXU
AAU	460627	AAW	ARM	370980	ARN	BFT	14003390	BFU	BXW	14034238	BKR
AAW	460627	AAW	ARN	370980	ARN	BFU	14003390	BFU	BXX	14029394	BXX
AAX	460629	AAY	ARR	370982	ARS	BHC	14003398	BHD	BXY	14029396	BXZ
AAY	460629	AAY	ARS	370982	ARS	BHD	14003398	BHD	BXZ	14029396	BXZ
ABC	460634	ABD	ARW	370986	ARX	BHF	14003399	BHF	BYK	14029327	BYM
ABD	460634	ABD	ARX	370986	ARX	BHH	14021601	BHJ	BYM	14029327	BYM
ABF	460636	ABH	ARY	370988	ARZ	BHJ	14021601	BHJ	BYN	14029328	BYN
ABH	460636	ABH	ARZ	370988	ARZ	BHK	14021602	BHK	BYR	14029329	BYR
ABJ	460638	ABK	ASA	370990	ASB	BHN	14023698	BHR	BYS	14029330	BYS
ABK	460638	ABK	ASB	370990	ASB	BHR	14023698	BHR	BZD	14029341	BZF
ABS	460643	ABT	ASC	370992	ASD	BHS	1620423	BHT	BZF	14029341	BZF
ABT	460643	ABT	ASD	370992	ASD	BHS	14003374	BDS	BZH	14029342	BZH
ABU	460645	ABW	ASF	370965	ASU	BHT	1620423	BHT	BZJ	14029343	BZJ
ABW	460645	ABW	ASH	370995	ASJ	BJN	14034258	BJR	BZN	14029330	BYS
ABX	460647	ABY	ASJ	370995	ASJ	BJR	14034258	BJR	BZU	14029343	BZJ
ABY	460647	ABY	ASK	370997	ASM	BJS	14023698	BHR	BZW	14029398	BZX
ACC	460651	ACC	ASM	370997	ASM	BJW	14034262	BJW	BZX	14029398	BZX
ACD	460653	ACF	ASN	370999	ASR	BJX	14034264	BJY	BZY	14029398	BZX
ACF	460653	ACF	ASR	370999	ASR	BJY	14034264	BJY	BZZ	14029400	BZZ
ACH	460655	ACJ	ASS	370964	AST	BJZ	14034266	BKA	CAB	14056306	CAB
ACJ	460655	ACJ	AST	370964	AST	BKA	14034266	BKA			
ACK	460684	ADZ	ASU	370965	ASU	BKB	14034267	BKB			
ACS	460660	ACS	ASW	370967	ASX	BKC	14034268	BKC			
ACT	460662	ACU	ASX	370967	ASX	BKD	14034270	BKF			
ACU	460662	ACU	AXR	462549	AXR	BKF	14034270	BKF			
ACW	460664	ACX	AXS	462550	AXS	BKH	14034272	BKJ			
ACX	460664	ACX	AXT	462552	AXU	BKJ	14034272	BKJ			
ACY	460687	AFC	AXU	462552	AXU	BKK	14034273	BKK			
ADS	460679	ADT	AXW	462554	AXX	BKM	14034274	BKM			
ADT	460679	ADT	AXX	462554	AXX	BKN	14034274	BKM			
ADU	460681	ADW	AXY	462556	AXZ	BKR	14034238	BKR			
ADW	460681	ADW	AXZ	462556	AXZ	BMC	14047212	BMC			
ADX	460683	ADY	BBB	14003373	BDR	BMD	14047213	BMD			
ADY	460683	ADY	BBD	14003323	BBF	BMF	14047214	BMF			
ADZ	460684	ADZ	BBF	14003323	BBF	BMH	14047215	BMH			
AFA	460686	AFB	BBH	14003325	BBJ	BMJ	14047216	BMJ			
AFB	460686	AFB	BBJ	14003325	BBJ	BMK	14047217	BMK			
AFC	460687	AFC	BBN	14003329	BBR	BRB	14050386	BRC			
AFD	460688	AFD	BBR	14003329	BBR	BRC	14050386	BRC			
AFF	460689	AFF	BBS	14003331	BBT	BRD	14050387	BRD			
AFJ	460691	AFJ	BBT	14003331	BBT	BRK	14050391	BRK			
AFS	14003381	AFS	BBU	14003372	BDN	BSN	14045791	BSN			
AFT	14003382	AFT	BBY	14003335	BBY	BUF	14034216	BUH			
AFU	14003383	AFU	BBZ	14003337	BCA	BUH	14034216	BUH			
AHT	463833	AHU	BCA	14003337	BCA	BUJ	14034218	BUK			
AHU	463833	AHU	BCB	14003339	BCC	BUK	14034218	BUK			
AJA	463836	AJB	BCC	14003339	BCC	BUM	14034220	BUN			
AJB	463836	AJB	BCD	14003339	BCC	BUN	14034220	BUN			
AJC	463837	AJC	BCS	14003350	BCV	BUR	14034220	BUN			
AJH	463885	AJJ	BCT	14003350	BCV	BWD	14029365	BWF			
AJJ	463885	AJJ	BCV	14003350	BCV	BWF	14029365	BWF			
APA	378501	APA	BCW	14003351	BCW	BWH	14029367	BWJ			
APB	378503	APC	BCX	14003353	BCY	BWJ	14029367	BWJ			
APC	378503	APC	BCY	14003353	BCY	BWK	14029368	BWK			
APD	378505	APF	BCZ	14003354	BCZ	BWM	14029368	BWK			
APF	378505	APF	BOK	14003371	BDM	BWX	14029377	BWY			
APH	378507	APJ	BDM	14003371	BDM	BWY	14029377	BWY			
APJ	378507	APJ	BDN	14003372	BDN	BWZ	14029379	BXA			
APK	378539	APM	BDR	14003373	BDR	BXA	14029379	BXA			
APM	378539	APM	BDS	14003374	BDS	BXB	14029381	BXC			
APR	378541	APR	BDU	1620423	BHT	BXC	14029381	BXC			

1982 ALL PASSENGER CAR CHASSIS SPRING CHART

TO DETERMINE CORRECT REPLACEMENT SPRING, REFER TO PRODUCTION CODE TAPED TO SPRING ON VEHICLE

REAR

PROD. ID CODE	SERV. PART NO.	SERV'D ID CODE	PROD. ID CODE	SERV. PART NO.	SERV'D ID CODE	PROD. ID CODE	SERV. PART NO.	SERV'D ID CODE	PROD. ID CODE	SERV. PART NO.	SERV'D ID CODE
JE	1611140	JF	NDX	485698	NDX	NNX	10019639	NNX			
JF	1611140	JF	NDY	485696	NDY	NNY	10019640	NNY			
JL	1611145	JL	NDZ	485744	NFA	NNZ	10019642	NPA			
JM	1611146	JM	NFA	485744	NFA	NPA	10019642	NPA			
JN	1611147	JN	NFB	485689	WL	NPB	10019644	NPC			
OA	485740	OA	NFU	494672	NFU	NPC	10019644	NPC			
OB	485721	TF	NHH	482064	XJ	NPD	10019646	NPF			
PZ	477512	PZ	NHJ	494672	NFU	NPF	10019646	NPF			
RB	1623485	RD	NHK	10002985	NHN	NPH	10020763	NPH			
RC	1623485	RD	NHN	10002985	NHN	NPJ	10020765	NPK			
RF	1623488	RJ	NHP	477512	PZ	NPK	10020765	NPK			
RH	1623488	RJ	NHR	485756	NHR	NPL	10020765	NPK			
SJ	485727	TJ	NHS	485709	SR	NPM	10020768	NPN			
SK	485754	SL	NHT	10004319	NHU	NPN	10020768	NPN			
SL	485754	SL	NHU	10004319	NHU	NPP	10021066	NPR			
SM	485754	SL	NJA	10004089	NJB	NPR	10021066	NPR			
SR	485709	SR	NJB	10004089	NJB	NPU	10021299	NPU			
SS	485719	TU	NJC	10004091	NJD	NPW	10021515	NPW			
ST	485719	TU	NJD	10004091	NJD	NPX	10021569	NPY			
SW	485734	SW	NJF	10004093	NJG	NPY	10021569	NPY			
TA	485736	TA	NJG	10004093	NJG	NPZ	10021571	NRA			
TB	485746	TC	NJH	10004094	NJH	NRA	10021571	NRA			
TC	485746	TC	NJK	10004096	NJK	NRD	1623485	NRD			
TF	485721	TF	NJL	10004098	NJM	NRJ	1623488	NRJ			
TJ	485727	TJ	NJM	10004098	NJM						
TL	485696	NDY	NJN	10004100	NJP						
TS	485736	TA	NJP	10004100	NJP						
TU	485719	TU	NJR	10004101	NJR						
UH	482078	UH	NJS	10004102	NJS						
UT	482062	XG	NKB	1615930	NKB						
WL	485689	WL	NKC	1615932	NKD						
WN	485691	WN	NKD	1615932	NKD						
WR	485721	TF	NKF	1615934	NKH						
WS	485722	ZX	NKH	1615934	NKH						
WT	485722	ZX	NKW	1615945	NKW						
WU	485738	WU	NKY	1615947	NKY						
WV	485740	OA	NKY	1615947	NKY						
XG	482062	XG	NKZ	1615949	NLA						
XJ	482064	XJ	NLA	1615949	NLA						
XL	482066	XL	NLF	1615929	NKA						
XP	485077	ZM	NLH	1615933	NKF						
XY	485748	XY	NLL	1615948	NKZ						
YA	482080	YB	NLT	1615931	NKC						
YB	482080	YB	NLU	1615946	NKX						
YD	482082	YD	NLW	10009665	NLW						
YG	482086	YH	NMM	10013230	NMM						
YH	482086	YH	NMN	10013230	NMM						
YJ	482088	YK	NMP	10013232	NMP						
YK	482088	YK	NMR	10013232	NMP						
YZ	485709	SR	NMS	10013234	NMS						
ZM	485077	ZM	NMT	10013234	NMS						
ZX	485722	ZX	NMU	10013236	NMU						
ZZ	485738	WU	NMW	10017756	NMW						
BHU	14029310	BHU	NMX	10017757	NMX						
BHW	14029311	BHW	NMY	10017756	NMW						
BHX	14029312	BHX	NMZ	10017757	NMX						
BHY	14029313	BHY	NNB	10018083	NNB						
BHZ	14029313	BHY	NNC	10020763	NPH						
NCM	485729	NCN	NNG	10018088	NNH						
NCN	485729	NCN	NNK	10018090	NNK						
NDB	482064	XJ	NNL	10018091	NNL						
NDD	482066	XL	NNM	10018083	NNM						
NDN	485691	WN	NNN	10018091	NNL						
NDP	485691	WN	NNP	14038806	NNP						
NDR	527780	NDS	NNR	10019635	NNS						
NDS	527780	NDS	NNS	10019635	NNS						
NDT	527782	NDU	NNT	10019637	NNU						
NDU	527782	NDU	NNU	10019637	NNU						
NDW	485698	NDX	NNW	10019639	NNX						

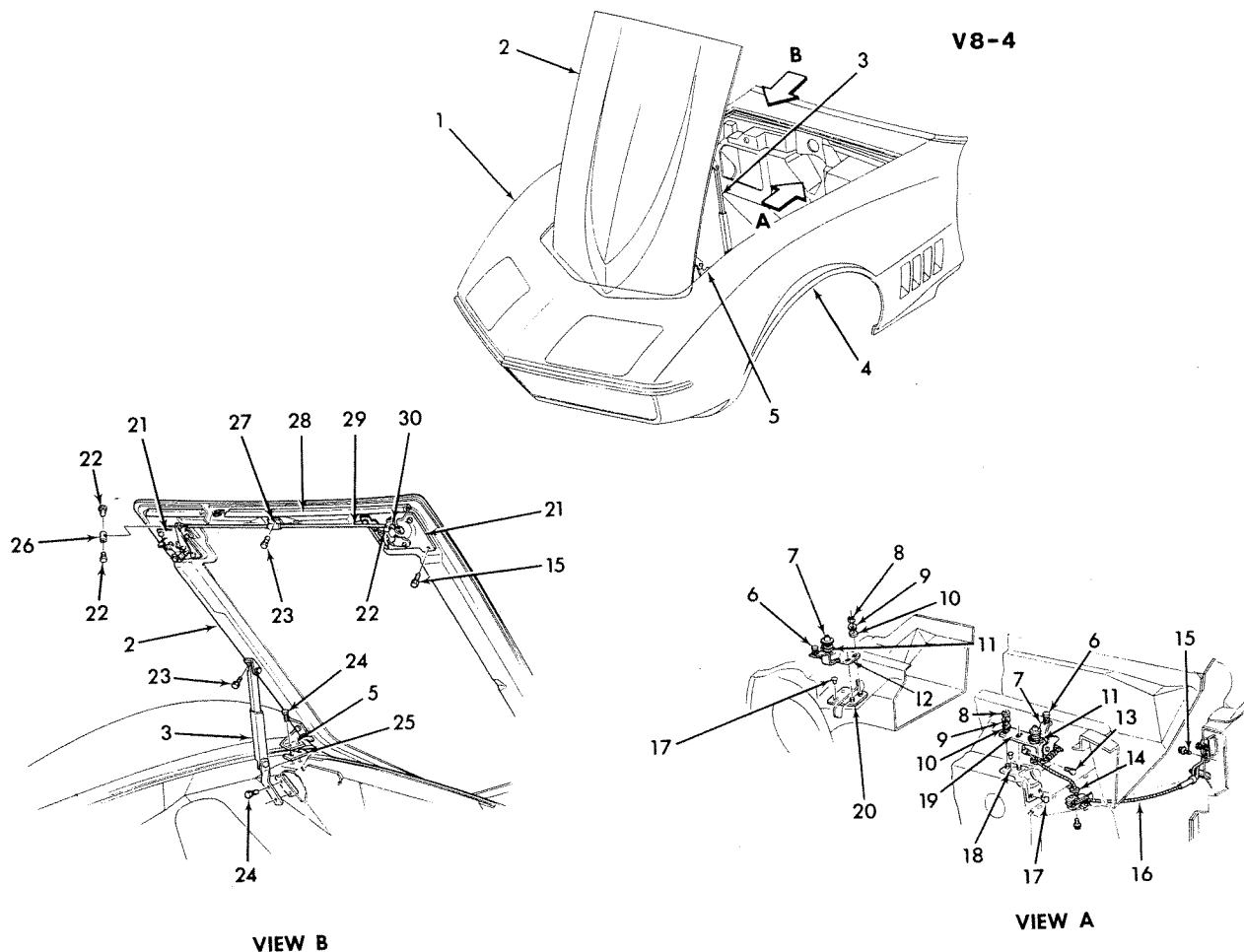


CHEVROLET CHASSIS GROUP 8.000



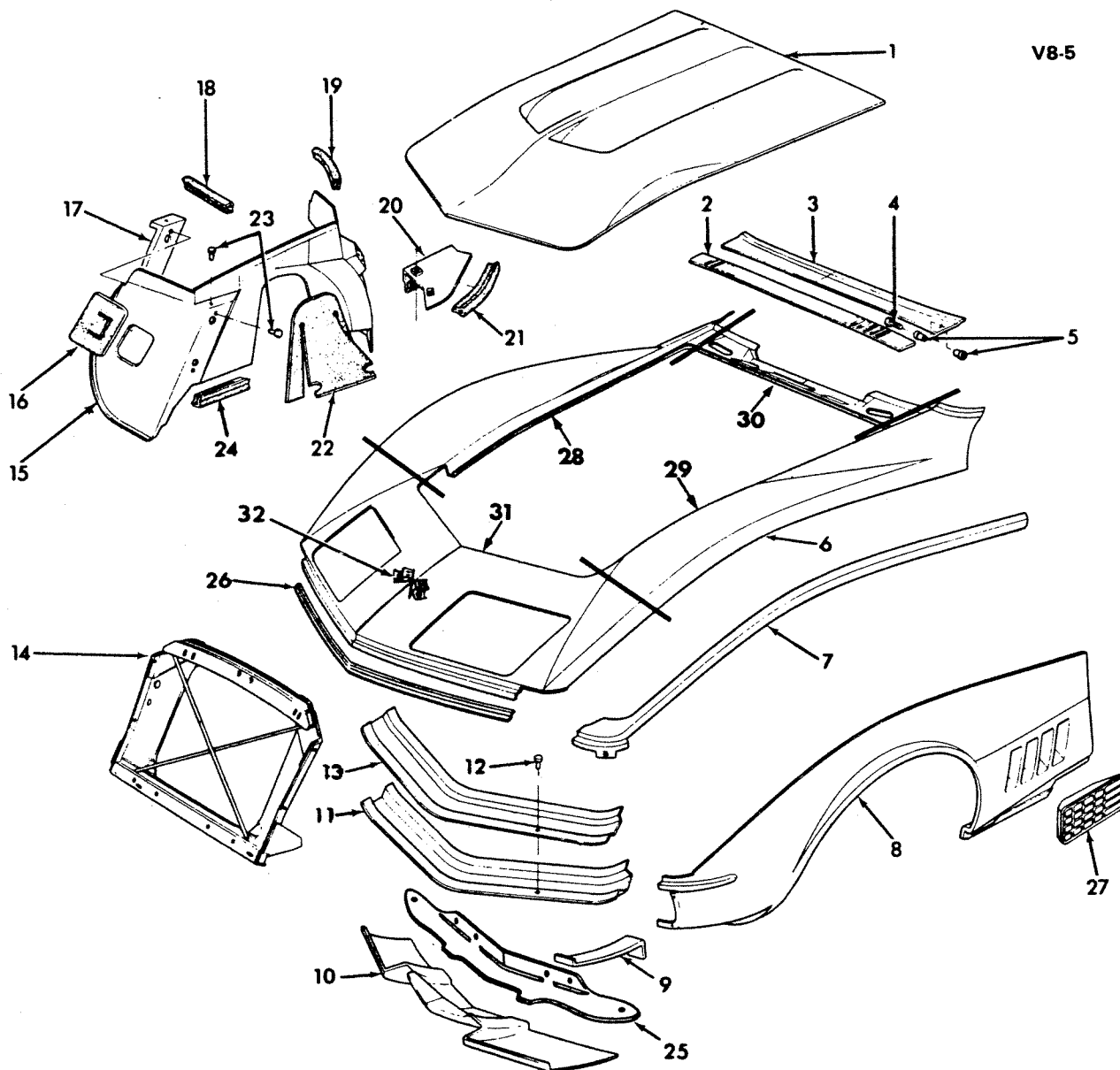
ILLUSTRATION INDEX

	TITLE	PAGE
1968-76	"Y" HOOD AND RELATED PARTS	8-1
1968-72	"Y" FRONT END.....	8-2
1973-75	"Y" FRONT END.....	8-3
1976-79	"Y" FRONT END BODY PANELS & RELATED PARTS	8-4
1980-82	"Y" FRONT END BODY PANELS & RELATED PARTS	8-6
1968-78	"Y" HEATER & DEFROSTER SYSTEM.....	8-8



1968-76 "Y" HOOD AND RELATED PARTS

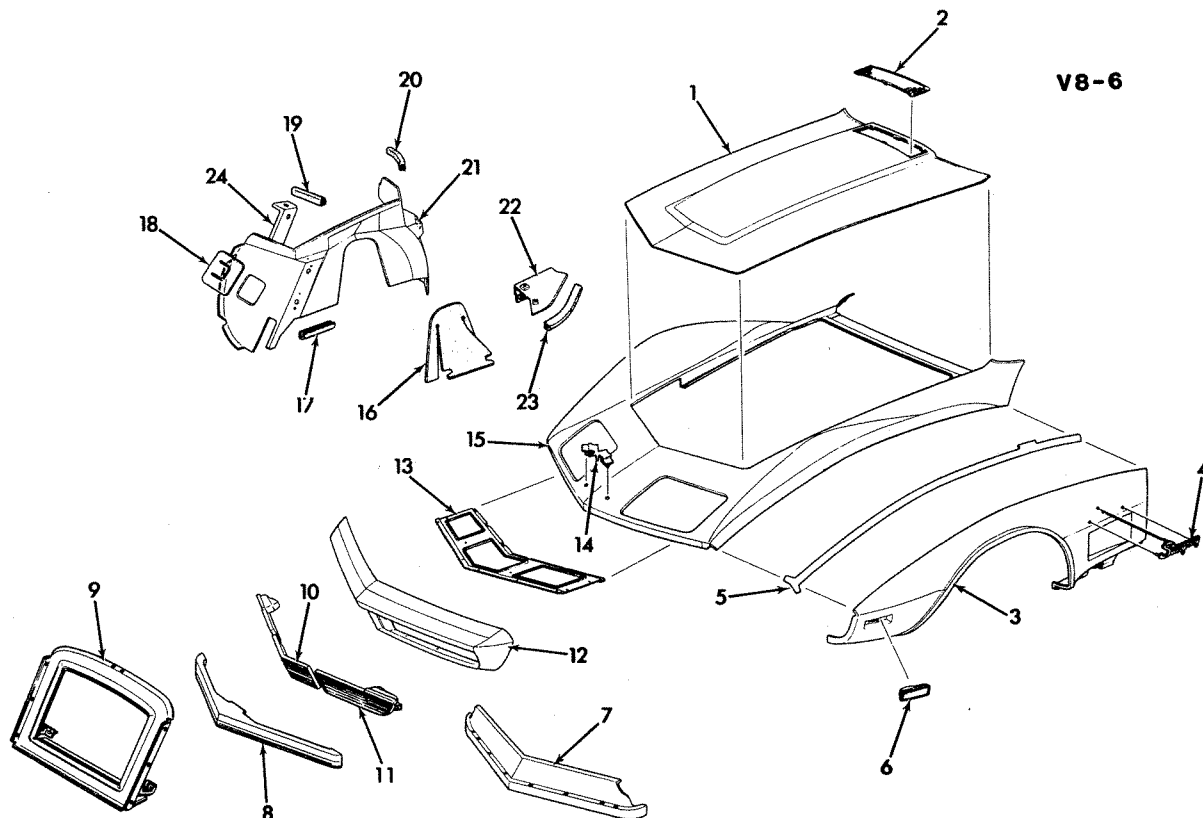
1. PANEL, Frt	8.130	17. RIVET	8.997
2. PANEL CONVERSION KIT, Hood Top	8.000	18. REINFORCEMENT, Hood Lock Lower	8.080
3. SUPPORT ASM, Hood Panel	8.015	19. BRACKET ASM, Hood Upper Lock	8.085
4. PANEL, Frt	8.130	20. PLATE, Lock Catch	8.083
5. HINGE ASM, Hood Panel	8.015	21. PLATE, Lock Catch	8.083
6. BUMPER, Hood	8.024	22. BOLT (#8-32 x 7/16")	8.900
7. BOLT	8.085	23. BOLT (1/4"-20 x 1/2")	8.900
8. NUT (5/16"-18)	8.915	24. BOLT (5/16"-18 x 7/8")	8.900
9. WASHER, Lock (5/16")	8.931	25. WASHER (5/16")	8.932
10. WASHER (5/16")	8.929	26. SHIM	8.016
11. SPRING, Hood Upper Lock Plate	8.085	27. GUIDE, Rod Stop	8.077
12. BRACKET ASM, Lock Release & Bolt	8.085	28. CLIP (3/16")	8.950
13. BOLT (#8-32 x 5/16")	8.900	29. WEATHERSTRIP, Hood Ledge	12.801
14. GROMMET	8.077	30. CABLE ASM, Hood Lock Release	8.075
15. BOLT (1/4"-20 5/8")	8.900	31. GUIDE, Release Cable	8.075
16. CABLE ASM, Hood Lock Release	8.075		



V8-5

1968-72 "Y" FRONT END

1. PANEL CONVERSION KIT, Hood Top	8.000	17. REINFORCEMENT	8.155
2. PANEL, Air Inlet Grille	12.800	18. SEAL (9/16" x 3/4" x 10 Ft)	8.154
3. PANEL, W/S Washer Access Door	10.130	19. SEAL	8.154
4. BOLT (#10-24)	10.130	20. SHIELD, Skirt Splash	8.153
5. BUSHING, Actuator Limiter Switch	10.130	21. SEAL, Frt Fender & Skirt	8.154
6. PANEL ASM, Frt Fender Upr	8.130	22. SHIELD, Fender Dust	8.153
7. BONDING STRIP, Frt Fender	8.141	23. RIVET	8.997
8. PANEL, Frt Fender Lower	8.130	24. SEAL, Fender Skirt to Frame	8.154
9. BONDING STRIP	8.141	25. EXTENSION, Rad Grille	1.287
10. PANEL, Frt	1.263	26. REINFORCEMENT, Upr Panel	1.263
11. REINFORCEMENT, Frt Fender	8.141	27. LOUVER, Frt Fender (1970-72)	8.147
12. RIVET	8.997	28. PANEL, Fender Upr-RH	8.130
13. BONDING STRIP, Radiator	1.263	29. PANEL, Fender Upr-LH	8.130
14. SUPPORT ASM, Radiator Core	1.270	30. PANEL, Fender Upr Rear	8.130
15. SKIRT, Frt Fender	8.153	31. PANEL, Fender Upr Front	8.130
16. SEAL, Frt Bumper Brace	7.833	32. EMBLEM, Crossed Flags	1.303

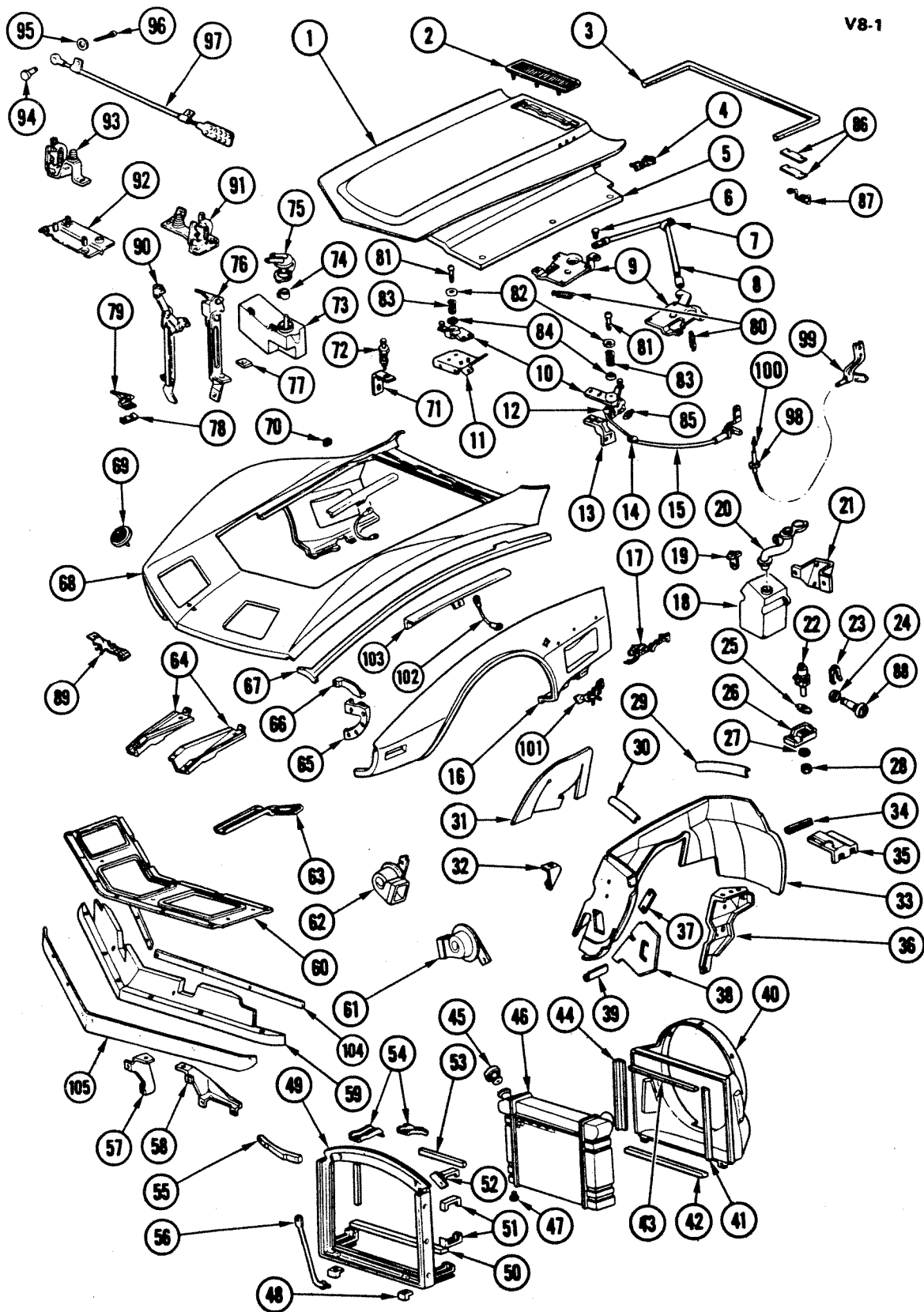


V8-6

V8-6

1973-75 "Y" FRONT END

1. PANEL CONVERSION KIT, Hood Top	8.000
2. GRILLE, Hood Air Inlet	12.800
3. PANEL, Frt Fender Lower	8.130
4. EMBLEM, Side "STINGRAY"	8.147
5. BONDING STRIP, Fender Upper to Fender Lower	8.141
6. LAMP ASM, Side Marker	2.575
7. EXTENSION, Rad Grille Lower Panel	1.287
8. BAR, Bumper Face Frt	7.831
9. SUPPORT ASM, Radiator Core	1.270
10. GRILLE, Center	1.266
11. GRILLE, Outer	1.266
12. COVER, Frt Bumper Face Bar	7.832
13. PANEL, Grille Lower	1.263
14. EMBLEM KIT, Body Frt W/Nuts	1.303
15. PANEL ASM, Frt Fender Upper	8.130
16. SHIELD, Fender Dust	8.153
17. SEAL (Cut As Req)	8.154
18. SEAL, Frt Bumper Brace	7.833
19. SEAL (Cut As Req)	8.154
20. SEAL (Cut As Req)	8.154
21. SKIRT ASM, Frt Fender	8.153
22. SHIELD, Skirt Splash	8.154
23. SEAL (Cut as Req)	8.154
24. REINFORCEMENT, Skirt	8.155



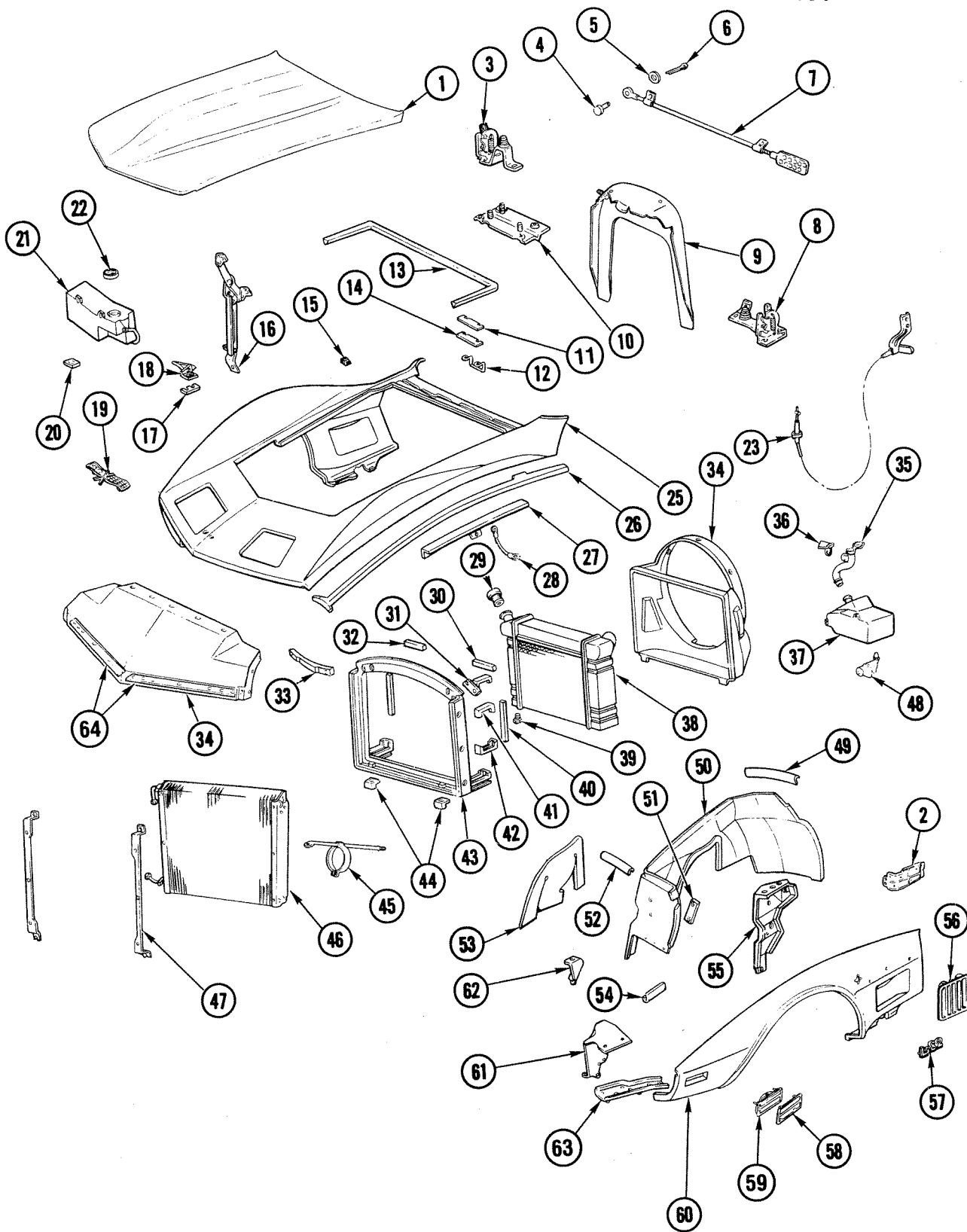
V8-1

1976-79 "Y" FRONT END BODY PANELS & RELATED PARTS

1976-79 "Y" FRONT END BODY PANELS & RELATED PARTS

1. PANEL CONVERSION KIT, Hood Top	8.000	53. SEAL, Rad Support Upper	1.274
2. GRILLE, Hood Air Inlet (1976 Only)	12.800	54. BRACKET, Fan Shroud Upper Support	1.277
3. WEATHERSTRIP, Hood Ledge (Cowl)	12.801	55. SEAL, Rad Support to Hood	1.274
4. EMBLEM, Hood (L82)	8.055	56. ROD, Rad Support to Frt Fender Upper	1.287
5. INSULATOR, Hood Panel	8.021	57. BRACKET, Rad Grille Inner	1.267
6. PIN, Hood Lock Catch Clevis (1976 only)	8.080	58. BRACKET, Rad Grille Outer	1.267
7. CLIP, Hood Latch Actuator Cable (1976 only)	8.950	59. EXTENSION, Rad Grille Lower Panel	1.287
8. CABLE, Hood Lock Actuator (1976 only)	8.075	60. PANEL, Grille Lower	1.263
9. PLATE ASM, Lock Catch (1976 only)	8.083	61. HORN ASM, Low Note	2.810
10. BRACKET ASM, Hood Lock Release (1976 only)	8.080	62. HORN ASM, High Note	2.810
11. PLATE ASM, Hood Lock Bolt & Bpr Mtg Brkt Tap (1976Only)	8.080	63. REINFORCEMENT, Frt Fndr Lwr, Frt Lwr	8.141
12. GUIDE, Hood Latch Release Cable (1976)	8.075	64. REINFORCEMENT, Eng Abs Frt Bar Guard	7.828
13. REINFORCEMENT, Hood Lock Catch (1976)	8.080	65. REINFORCEMENT, Frt Fdr Lwr, Frt Up	8.155
14. GROMMET, Hood Lock Release Cable (1976)	8.077	66. EXTENSION, Frt Fdr Up	8.155
15. CABLE ASM, Hood Lock Release (1976 only)	8.075	67. BONDING STRIP, Fdr Up to Fdr Lower	8.141
16. PANEL, Frt Fender Lower	8.130	68. PANEL, Frt Fender Up	8.130
17. EMBLEM, Side "STINGRAY"	8.147	69. EMBLEM, Body Front (1976 only)	1.303
18. MOTOR, Pump & Jar Asm, WSWA	10.150	70. BUMPER, Hood Support	8.015
19. BRACKET, Motor, Pump & Jar Exten	10.154	71. BRACKET, Anti-Theft Hood Switch	2.195
20. EXTENSION, Motor, Pump & Jar	10.154	72. SWITCH, Anti-Theft Hood	2.195
21. BRACKET, Motor, Pump & Jar	10.154	73. TANK, Coolant Recovery	1.240
22. SWITCH ASM, Anti-Theft Alarm Protector	2.195	74. CLAMP, Worm Adj Type	1.166
23. RETAINER, Lock Cyl Anti-Theft Switch	10.551	75. CAP, Coolant Recovery Tank	1.240
24. GASKET, Alarm System Switch	2.195	76. SUPPORT, Hood (1976 only)	8.015
25. BRACKET, Anti-Theft Alarm Switch Adj	2.195	77. WASHER, Hood Support	8.929
26. SHIELD, Anti-Theft Lock Switch	2.195	78. SHIM, Hood Hinge to Front	8.016
27. WASHER, Anti-Theft	12.981	79. HINGE, Hood	8.015
28. NUT (3/8"-16)	8.916	80. SPRING, Lock Catch (1976 only)	8.085
29. SEAL, Frt Fender Skirt Rr	N.S.	81. BOLT, Hood Lock Release (2 1/2" OL)(1976 Only)	8.085
30. SEAL, Frt Fender Skirt Frt	N.S.	82. RETAINER, Lock Release (1976 Only)	8.085
31. SHIELD, Fender Dust	8.153	83. SPRING, Lock Release Bolt (1976 Only)	8.085
32. REINFORCEMENT, Skirt Frt Fdr to Frt Fdr Pnl	8.155	84. SEAT, Hood Lock Spring (1976 Only)	8.085
33. SKIRT, Frt Fender	8.153	85. SPRING, Lock Release Arm Return (1976)	8.085
34. SEAL, Frt Fender Skirt Splash Shield	N.S.	86. SHIM, Hood Latch Striker	8.016
35. SHIELD, Frt Fender Skirt Splash	8.154	87. STRIKER, Hood Latch	8.080
36. REINFORCEMENT, Skirt	8.155	88. SWITCH ASM, Anti-Theft Hood	2.195
37. PLATE, Reinf (Not in Catalog)	8.153	89. EMBLEM, Body Frt	1.303
38. SEAL, Frt Bumper Brace	7.833	90. SUPPORT ASM, Hood	8.015
39. SEAL, Frt Fender Skirt to Frame	N.S.	91. BRACKET ASM, Hood Latch Release-LH	8.080
40. SHROUD ASM, Radiator Fan	1.277	92. REINFORCEMENT, Hood Latch Dash Mtg	8.080
41. SEAL, Rad Fan Side Shroud-LH	1.274	93. BRACKET ASM, Hood Latch Release-RH	8.080
42. SEAL, Rad Fan Shroud Lower	1.274	94. PIN	8.077
43. SEAL, Rad Fan Shroud Upper	1.274	95. WASHER, Flat (5/32" x 5/16")	8.929
44. SEAL, Rad Fan Side Shroud-RH	1.274	96. PIN, Cotter (1/16" x 1/2")	8.938
45. CAP ASM, Rad Fill	1.203	97. CABLE ASM, Hood Lock Actuator	8.075
46. RADIATOR	1.219	98. GROMMET, Hood Lock Cable	8.077
47. PLUG, Rad Drain (1/4")	N.S.	99. CABLE ASM, Hood Lock Release	8.075
48. BRACKET, Rad Supt Mtg Inter	1.270	100. GUIDE, Hood Release Cable	3.483
49. SUPPORT, Radiator Core	1.270	101. EMBLEM ASM, Frt Fdr Lwr Panel	8.147
50. SEAL, Rad Support Lower	1.274	102. CABLE, Frt Fdr Up	8.141
51. INSULATOR, Rad Support	1.270	103. REINFORCEMENT, Frt Fdr Up Pnl-LH	8.141
52. BRACKET, Rad Core	1.270	REINFORCEMENT, Frt Fdr Up Pnl-RH	8.141
		104. REINFORCEMENT, Lwr Pnl Ext	1.287
		105. EXTENSION, Rad Grl Lwr Pnl	1.263

V8-7

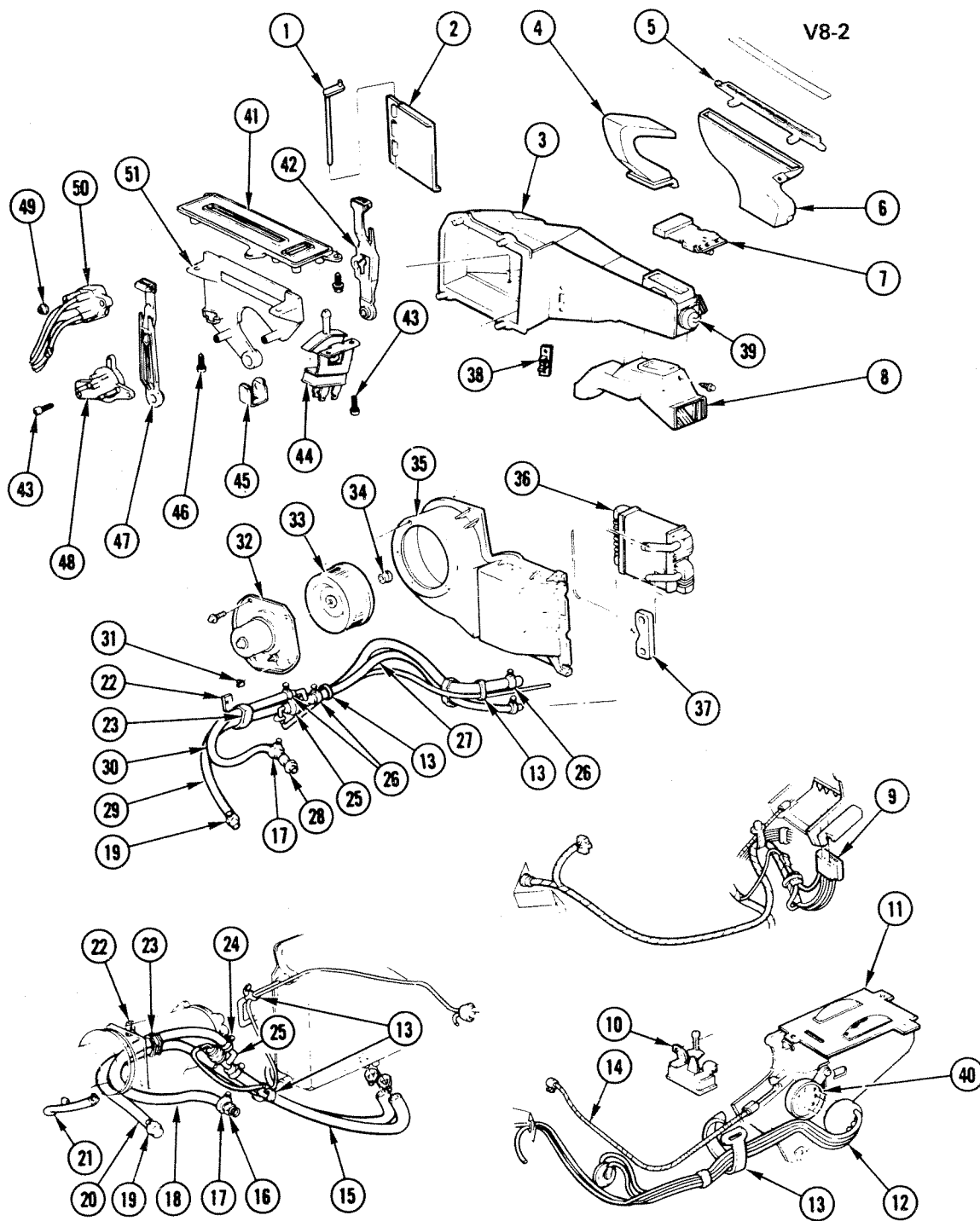


V8-7

1980-82 "Y" FRONT END BODY PANELS & RELATED PARTS

1980-82 "Y" FRONT END BODY PANELS & RELATED PARTS

1. PANEL, Hood Top	8.000
2. SCREEN, Plenum Side Panel	12.941
3. BRACKET, W/Latch, Hood Rel-RH	8.080
4. PIN, Clevis (9/64" x 5/16")	8.077
5. WASHER (13/64" x 1/2")	8.929
6. PIN, Cotter (1/16" x 1/2")	8.938
7. CABLE ASM, Hood Latch Actr	8.075
8. BRACKET, W/Latch, Hood Rel-LH	8.080
9. SHIELD ASM, Distr (Noise Suppression)	9.663
10. REINFORCEMENT, Hood Latch Dash Mtg	8.080
11. SHIM, Hood Latch Stkr (Thin)	8.016
12. STRIKER, Hood Latch	8.080
13. WEATHERSTRIP, Hood Ledge (Cowl)	12.801
14. SHIM, Hood Latch Striker (Thin)	8.016
15. BUMPER, Hood Supt	8.015
16. SUPPORT ASM, Hood	8.015
17. SHIM, Hood Hinge to Fdr Skirt	8.016
18. HINGE ASM, Hood	8.015
19. EMBLEM ASM, Body Frt	1.303
20. WASHER, Hood Support	8.055
21. TANK, Coolant Recovery	1.240
22. CLAMP, Worm Adj Type	1.166
23. CABLE ASM, Hood Latch Rel	8.075
24. SHROUD, Rad Fan	1.277
25. PANEL ASM, Fdr Up	8.130
26. STRIP, Fdr Up to Fdr Lwr Bond	8.141
27. REINFORCEMENT, Fdr Up Pnl	8.141
28. CABLE ASM, Frt Fdr Up	8.141
29. CAP ASM, Rad Press	1.203
30. SEAL, Rad Supt Up-LH	1.274
31. BRACKET ASM, Rad Fan Shrd Supt	1.277
32. SEAL, Rad Supt Up-RH	1.274
33. SEAL ASM, Rad Supt to Hood	1.274
34. DEFLECTOR, Lwr Air	1.272
35. EXTENTION, Mtr Pump & Jar	10.154
36. BRACKET, Mtr Pump & Jar Exten	10.154
37. RESEVOIR, Wswa Fluid	10.154
38. BODY ASM, Rad	1.219
39. PLUG, Spl (1/4"-18)	3.680
40. SEAL, Rad Supt Up	1.270
41. INSULATOR, Rad Supt Up	1.270
42. INSULATOR, Rad Supt Lwr	1.270
43. SUPPORT ASM, Rad	1.270
44. BRACKET, Rad Supt Mtg Inter	1.270
45. ROD, Rad Supt to Fdr Up	1.271
46. CONDENSER ASM, A/C	9.190
47. BRACKET, A/C Cndsr	9.190
48. PUMP, Wswa	10.153
49. SEAL, Fdr Sk Rr	N.S.
50. SKIRT, Fdr	8.153
51. PLATE, Fdr Sk Reinf Anc	N.S.
52. SEAL, Fdr Sk Frt	N.S.
53. SHIELD ASM, Fdr Dust	8.153
54. SEAL, Fdr Sk to Frm	N.S.
55. REINFORCEMENT ASM, Fdr Sk	8.155
56. LOUVER, Fdr Si	8.147
57. EMBLEM ASM, Frt Fdr Lwr Pnl	8.147
58. ORNAMENT, Cornering & Si Mkr Lamp	2.586
59. LAMP ASM, Cornering & Si Mkr	2.585
60. PANEL, Fdr Lwr	8.130
61. EXTENSION, Fdr Sk	8.153
62. REINFORCEMENT, Fdr Sk	8.155
63. RETAINER, Fdr Lwr	8.141
64. RETAINER, Frt Bpr Air Ctr Dfl	7.833



1968-78 "Y" HEATER & DEFROSTER SYSTEM

1968-78 "Y" HEATER & DEFROSTER SYSTEM

1. SHAFT, Temp Valve	9.786
2. VALVE, Temperature	9.786
3. CASE, Car Heater	8.854
4. DUCT, Htr Center Outlet (1968-77)	9.779
5. GRILLE, Defr Outlet	9.779
6. DUCT, Htr Defr Air Outlet	9.779
7. VALVE, W/Seal, Htr Air	9.786
8. DUCT, Carb Htr	9.786
9. HARNESS, Htr Wiring	8.852
10. SWITCH, Htr Blower (1968-76)	8.852
11. CONTROL ASM, Car Heater (1968-76)	8.849
12. HOSE, Car Htr Vac Control (1968-76)	8.850
13. STRAP, Wiring Harness	2.559
14. CABLE, Control	9.787
15. HOSE, Car Htr to Valve	8.846
16. NIPPLE, Car Htr to Inlet Manifold Hose	8.866
17. CLAMP, Car Htr to Inlet Manifold Hose	1.166
18. HOSE, Car Htr to Inlet Manif to Water Shut-Off Valve	N.S.
19. CLAMP, Htr to Valve & Htr Wtr Pump	1.166
20. HOSE, Car Htr to Water Pump	N.S.
21. CLIP, Htr Hose to Compressor Fitting	9.242
22. BRACKET, Htr Hose Clip	8.846
23. CLIP, Car Htr Hose	8.846
24. CLAMP, Hose Htr to Nipple	1.166
25. VALVE, Car Htr Water Shut-Off	9.795
26. CLAMP, Hose W/P to Htr	N.S.
27. HOSE, Car Htr to Water Shut-Off Valve	N.S.
28. NIPPLE, Htr to Thermo Hsg Hose	8.866
29. HOSE, Htr Return	N.S.
30. HOSE, Car Htr Inlet Manif to Water Shut-Off Valve	8.846
31. TERMINAL, Blower Ground	2.530
32. MOTOR ASM, Blower	8.855
33. FAN, Heater	8.857
34. NUT, Fan to Mtr	8.857
35. CASE ASM, Htr Blower	8.857
36. CORE, Heater	8.854
37. SEAL, Car Htr Core Pipes	8.845
38. RESISTOR ASM, Heater	8.855
39. ACTUATOR, Vacuum Def	9.786
40. VALVE ASM, Htr & Air (1969-76)	9.786
41. PLATE, Car Htr Cont Face	8.849
42. LEVER, Car Htr & A/C Cont Temp	9.278
43. SCREW (#8-18 x 3/8")	8.977
44. SWITCH ASM	9.275
45. CLIP, Car Htr	9.787
46. SCREW (#8-18 x 1/2")	8.977
47. LEVER, Car Htr Cont Sel	9.278
48. SWITCH ASM, Car Htr Vac Cont	8.852
49. NUT, Push On (5/32")	9.787
50. HOSE ASM, Car Htr Vac Control	8.850
51. PLATE, Car Htr	9.279

NOTE: Items #41-51 were used beginning in 1977.

NOTES

BLANK-15



CHEVROLET CHASSIS GROUP 8.000



FRONT END SHEET METAL — HEATER

ALPHABETICAL INDEX

A		EXTENSION, Front Fender Panel	8.131
ACTUATOR, Heater Temperature Control	8.850	F	
B		FAN, Heater and Defroster	8.857
BEZEL, Heater Control	8.852	FILLER, Front Fender	8.153
BEZEL, Hood Panel Ornamentation	8.055	G	
BOLT, Front Fender Molding	8.133	GASKET, Heater and Defroster	8.857
BOLT, Hood Latch	8.085	GASKET, Heater Core	8.854
BOLT, Hood Panel	8.015	GRILLE, Hood Panel Ornamentation	8.055
BONDING STRIP, Front Fender	8.141	GROMMET, Hood Hinge	8.016
BOOT, Auto Jack	8.820	GROMMET, Hood Latch Release Cable	8.077
BRACKET, Heater	8.846	GUIDE, Hood Latch Release Cable	8.077
BRACKET, Heater	8.845	H	
BRACKET, Heater and Defroster	8.857	HAMMER, Wheel and Jack Wrench	8.821
BRACKET, Heater Control	8.852	HARNESS, Heater Control	8.852
BRACKET, Hood Latch	8.080	HINGE, Hood Panel	8.015
BRACKET, Hood Latch	8.085	HOSE, Heater	8.846
BUMPER, Hood Panel Closing	8.024	HOSE, Heater Temperature Control	8.850
BUSHING, Heater Control	8.852	HOUSING, Heater Control	8.852
C		HOUSING, Temperature Control	8.858
CABLE, Front Fender	8.141	I	
CABLE, Hood Latch Release	8.075	INSULATOR, Hood Panel	8.021
CASE, Heater and Defroster	8.857	J	
CASE, Heater Core	8.854	JACK, Auto Jack	8.820
CATCH, Hood Latch	8.080	K	
CLAMP, Heater Core	8.854	KNOB, Heater Control	8.852
CLAMP, Heater Water Flow	8.866	L	
CLIP, Front Fender	8.154	LAMP, Underhood	8.890
CONTROL, Heater & A.C.	8.849	LETTER KIT, Hood Panel Ornamentation	8.055
CONTROL, Heater Water Flow	8.866	LOCK, Hood Latch	8.083
CORE, Heater Core	8.854		
COVER, Heater Core	8.854		
D			
DECAL, Front Fender and Body Ornamentation...	8.132		
DECAL, Hood Panel Ornamentation	8.055		
E			
EMBLEM, Front Fender and Body Ornamentation	8.132		
EMBLEM, Front Fender Name	8.147		
EMBLEM, Hood Panel Ornamentation	8.055		
EMBLEM KIT, Front Fender Name	8.147		
EXTENSION, Fender Wheelhouse	8.155		
EXTENSION, Front Fender	8.153		

ALPHABETICAL INDEX

LOUVER, Front Fender Name..... 8.147

M

MOLDING, Front Fender and Body
Ornamentation 8.132
MOLDING KIT, Hood Panel..... 8.015
MOLDING, Rocker Panel..... 8.304
MOTOR, Heater Blower Motor..... 8.855

N

NIPPLE, Heater Water Flow..... 8.866
NUMERAL, Hood Panel Ornamentation 8.055
NUT, Front Fender Name..... 8.147
NUT, Heater and Defroster..... 8.857
NUT, Hood Panel Closing..... 8.024
NUT, Rocker Panel Molding 8.309
NUT, Underhood..... 8.890

O

ORNAMENT, Front Fender Name..... 8.147
ORNAMENT, Hood Panel Ornamentation 8.055

P

PANEL, Front Fender..... 8.130
PANEL, Hood..... 8.000
PIN, Hood Latch 8.080
PIN, Hood Latch Release Cable..... 8.077
PIPE, Heater..... 8.846
PLATE, Front Fender and Body Ornamentation.... 8.132
PLATE, Front Fender Name 8.147
PLATE, Heater..... 8.845
PLATE, Heater & A.C. 8.849
PLATE, Heater and Defroster..... 8.857
PLATE, Hood Latch..... 8.083
PLATE, Hood Latch..... 8.080
PLATE, Hood Panel..... 8.021
PLATE, Hood Panel Ornamentation..... 8.055
PLUG, Hood Latch Release 8.075

R

REINFORCEMENT, Fender Wheelhouse 8.155
REINFORCEMENT, Front Fender..... 8.141
REINFORCEMENT, Front Fender Name..... 8.147
REINFORCEMENT, Front Fender..... 8.143
REINFORCEMENT, Hood Latch..... 8.080
RESISTOR, Heater Blower Motor..... 8.855
RETAINER, Auto Jack..... 8.820
RETAINER, Fender Wheelhouse 8.155
RETAINER, Front Fender Molding..... 8.133
RETAINER, Front Fender Name 8.147
RETAINER, Front Fender..... 8.141
RETAINER, Hood Latch 8.085
RETAINER, Hood Latch Release Cable..... 8.077
RETAINER, Hood Panel..... 8.021
RETAINER, Hood Panel Ornamentation 8.055
RETAINER, Rocker Panel Molding 8.309

S

SCREW, Front Fender 8.143
SCREW, Front Fender Name 8.147

SCREW, Hood Latch 8.080
SCREW, Rocker Panel Molding 8.309
SEAL, Front Fender 8.154
SEAL, Heater 8.845
SEAL, Heater Core 8.854
SEAL, Hood Panel Ornamentation 8.055
SEAT, Hood Latch..... 8.085
SHIELD, Front Fender..... 8.153
SHIM, Hood Hinge..... 8.016
SKIRT, Front Fender..... 8.153
SPACER, Heater..... 8.846
SPRING, Auto Jack..... 8.820
SPRING, Hood Latch 8.085
SPRING, Hood Latch 8.083
STRAP, Heater Core 8.854
STRIKER, Hood Latch 8.080
STRIPE, Front Fender and Body Ornamentation.. 8.132
STRIPE, Hood Panel Ornamentation 8.055
SUPPORT, Hood Panel..... 8.015
SWITCH, Heater Control..... 8.852

T

TAPE, Front Fender and Body Ornamentation..... 8.132
TERMINAL, Heater Blower Motor 8.855
TOOL, Wheel and Jack Wrench..... 8.821

V

VALVE, Heater Temperature Control..... 8.850

W

WASHER, Front Fender..... 8.143
WRENCH, Wheel and Jack Wrench..... 8.821

FRONT END SHEET METAL-HEATER

8.000 PANEL , Hood

NOTE 1: ON 1963 CORVETTES IT MAY BE NECESSARY TO REWORK THE ORNAMENTAL GRILLE RECESS TO INSTALL ORNAMENTS.

NOTE 2: WHEN USING ON SOME 1965 MODELS, THE HOOD SUPPORT TAPPING PLATE MUST BE RELOCATED BY TRANSFERRING FROM LEFT SIDE OF 1965 HOOD TO RIGHT SIDE OF 1966 HOOD.

NOTE 3: IF A HOOD SUPPORT IS NEEDED ORDER PART 3996865.

53-57	Y	3726735	1	375.00	PANEL (PLASTIC LAMINATE)
63-67	Y (EXC. 396,427)	3857463	1	332.00	PANEL (NOTE 1)
65-66	Y (396, 427) W/SP. H/PER.	3874793	1	332.00	PANEL (NOTE 2)
67	Y (427)	6263573	1	332.00	PANEL
68-69	Y (EXC. 427)	3996855	1	391.00	PANEL (NOTE 3)
68-69	Y (427) (EXC. H.D.)	3996864	1	391.00	PANEL
70-72	Y (350) (EXC. SP. H/PER.)	3996855	1	391.00	PANEL (NOTE 3)
70-71	Y (350, 454) W/SP. H/PER., H/PER.	3996864	1	391.00	PANEL
72	Y (350) W/SP. H/PER.	3996864	1	391.00	PANEL
72	Y (454)	3996864	1	391.00	PANEL
73-75	Y	327684	1	391.00	PANEL
76	Y	362941	1	394.00	PANEL
77-79	Y	472799	1	378.00	PANEL
80-81	Y	14007087	1	378.00	PANEL
82	Y	14033721	1	378.00	PANEL, HOOD

8.015 BOLT -HINGE-MOLDING KIT-SUPPORT, Hood Panel

78-82	Y	367499	AR	1.75	BOLT (M10 X 1.5 W/CON SPR WA ORG BL)
58-62	Y	3740285	LH	12.70	HINGE
58-62	Y	3740286	RH	12.70	HINGE
63-67	Y	3797061	LH	12.70	HINGE
63-67	Y	3797062	RH	12.70	HINGE
68-82	Y	3912639	LH	6.60	HINGE
68-82	Y	3912640	RH	6.60	HINGE
68-72	Y (427, 454)	3929259	LH	14.30	MOLDING KIT, HOOD PNL
68-72	Y (427, 454)	3929260	RH	14.30	MOLDING KIT, HOOD PNL
70-72	Y (350) W/SP. H/PER.	3929259	LH	14.30	MOLDING KIT, HOOD PNL
70-72	Y (350) W/SP. H/PER.	3929260	RH	14.30	MOLDING KIT, HOOD PNL
58-62	Y	3739384	1	42.00	SUPPORT, HOOD
63-67	Y	3797079	1	23.15	SUPPORT, HOOD
68-71	Y	3936301	1	24.10	SUPPORT, HOOD
72-76	Y	3996865	1	24.10	SUPPORT, HOOD
77-82	Y	461086	1	22.30	SUPPORT, HOOD HOLD OPEN

8.016 GROMMET-SHIM, Hood Hinge

78-82	Y	1264963	AR	.30	GROMMET, HOOD HGE (I.D. .28-OD .8 PANEL)
63-82	Y	3966709	AR	.40	SHIM, HOOD HINGE (TO FRT FDR SKIRT) (1/16")
77-82	Y	461034	AR	.46	SHIM, HOOD LATCH STRIKER (THIN)

8.021 INSULATOR-PLATE-RETAINER, Hood Panel

NOTE 1: FOR 1976-78,MUST BE TRIMMED AS REQUIRED.

73-75	Y	6263599	1	15.25	INSULATOR
76-79	Y	472800	1	14.25	INSULATOR, (NOTE 1)
68-69	Y (EXC. H.D. 427)	3958882	AR	1.20	PLATE, INSULATOR
73-74	Y	3958882	AR	1.20	PLATE, INSULATOR
68-69	Y (EXC. H.D. 427)	3958883	AR	.38	RETAINER, INSULATOR
73-79	Y	3958883	AR	.38	RETAINER, INSULATOR
75-82	Y	3977775	AR	.35	RETAINER, HOOL INSUL 2.00 DIA PLASTIC

8.024 BUMPER-NUT, Hood Panel Closing

58-79	Y	400765	AR	.83	BUMPER, W/BOLT
74-79	Y	458306	AR	1.15	BUMPER, HOOD SUPT
74-75	Y	3762180	AR	.41	BUMPER (SEE GROUP 7.800 FOR USAGE)
74-76	Y	3792828	2	.50	BUMPER, HOOD PNL FRT
80-82	Y	14011831	AR	1.15	BUMPER, HOOD SUPT
77-79	Y	371914	3	.61	NUT, HOOD PNL SPL

8.055 BEZEL-DECAL-EMBLEM-GRILLE-LETTER KIT-NUMERAL-ORNAMENT-PLATE-RETAINER-SEAL-STRIPE, Hood Panel Ornamentation

NOTE 1: KITS CONTAIN LETTERS C-O-R-V-E-T-T-E AND MOUNTING NUTS.

56-57	Y	3725755	1	10.55	BEZEL, HOOD EMBLEM
58-60	Y	3740239	1	11.00	BEZEL, HOOD
70-72	Y (350) W/SP. H/PER.	3962692	2	2.25	DECAL, HOOD PNL (LT-1)
56-57	Y	3725754	1	13.40	EMBLEM (1.303)

FRONT END SHEET METAL-HEATER

8.055

BEZEL-DECAL-EMBLEM-GRILLE-LETTER KIT-NUMERAL- ORNAMENT-PLATE-RETAINER-SEAL-STRIPE, Hood Panel Ornamentation (Con't)

58-60	Y	3796462	1	14.00	EMBLEM (12.182)
62	Y	3796355	1	8.00	EMBLEM
73-75	Y	336119	2	5.75	EMBLEM (454)
75-79	Y W/L82	372370	1	5.30	EMBLEM (L-82)
65-66	Y (396,427)	3868763	LH	8.10	GRILLE, HOOD PNL, AIR INLET
65-66	Y (396,427)	3868764	RH	8.10	GRILLE, HOOD PNL AIR INLET
67	Y (427)	3894551	1	21.55	GRILLE, HOOD PNL
61-62	Y	3782700	1	14.30	LETTER KIT, NAME (NOTE 1)
67-69	Y (427)	3900326	2	1.85	NUMERAL, HOOD PNL (2)
67-69	Y (427)	3900327	2	1.85	NUMERAL, HOOD PNL (7)
67-72	Y (427,454) (EXC. H.D.)	3900325	2	1.85	NUMERAL, HOOD PNL (4)
70-72	Y (454) (EXC. H.D.)	3963199	2	2.00	NUMERAL, HOOD PNL (5)
69	Y (427) W/H.D. (EXC. ALUM. CYL. & CASE)	3963196	1	5.80	ORNAMENT, HOOD (L-88)
58-60	Y	3740240	1	10.60	PLATE, HOOD, EMBLEM BACKING
66-67	Y	3873776	1	10.60	PLATE, CORVETTE, FRT, RR
65	Y (396) SP. H/PER.	3872977	2	.35	RETAINER, HOOD PNL AIR INT GRILLE
66	Y (396, 427)	3872977	2	.35	RETAINER, HOOD PNL AIR INT GRILLE
58-60	Y	3753163	2	.93	SEAL
78	Y W/ACNT. STRIPE (D88), Z78	476268	1	57.25	STRIPE, HOOD PNL (RED, SILVER)
78	Y W/B2Z	473280	1	31.00	STRIPE, HOOD PNL (SILVER MET, GRAY MET)
81-82	Y	14038248	1	59.75	STRIPE, HOOD CTR (RED, SPECTRA RED, DK CLARET MET)
81-82	Y	14038249	1	59.75	STRIPE, HOOD CTR (LT GRAY, GRAY, CHARCOAL MET)
82	Y07	14045977	LH	3.50	STRIPE, HOOD RR(DK BEIGE)
82	Y07	14045978	RH	3.50	STRIPE, HOOD RR(DK BEIGE)
82	Y07	14045979	1	70.25	STRIPE, HOOD CTR(DK BEIGE)
82	Y87 W/ACNT STRIPE(D88)	14045987	1	59.75	STRIPE, HOOD CTR(LT BLUE,MED BLUE,DK BLUE MET)

8.075 CABLE-PLUG, Hood Latch Release

NOTE 1: CABLES 461040 AND 473284 ARE NOT INTERCHANGEABLE DUE TO DIFFERENCE IN LENGTH
AND METHOD OF ATTACHMENT.

58-62	Y	1990911	1	15.65	CABLE, W/HANDLE, REL
63-67	Y	3797115	RH	3.10	CABLE, HOOD LK REL
63-75	Y	3797115	1	3.10	CABLE, FLDG TOP RR BOW LK, COMPT LID
63-66	Y (EXC. A.C.)	3820887	LH	11.75	CABLE,
67	Y	3900251	LH	10.55	CABLE
68-82	Y	3931640 14030127	1	13.40	CABLE, LAT
68	Y (2ND DESIGN)	3797115	1	3.10	CABLE, FLDG TOP RR BOW LK. COMPT LID
68	Y (3RD DESIGN)	3947959	1	6.50	CABLE, ACTIVATING
69	Y (1ST DESIGN)	3947959	1	6.50	CABLE, ACTIVATING (33" LONG)
69-76	Y (2ND DESIGN)	3966626	1	8.55	CABLE, ACTR (31 3/4" LONG)
77	Y	461040	1	8.00	CABLE, LATCH ACTR (NOTE 1)
78-82	Y	473284	1	8.00	CABLE, LATCH ACTR (NOTE 1)
68-71	Y	4744981	1	.30	PLUG, CABLE (12.491)

8.077 GROMMET-GUIDE-PIN-RETAINER, Hood Latch Release Cable

63-67	Y	3839173	1	.31	GROMMET, REL CABLE (IN DASH PANEL)
68-76	Y	3931650	1	.61	GROMMET, CABLE
77-82	Y	461039	1	.65	GROMMET, LATCH CABLE
53-59	Y	3796374	AR	.37	GUIDE, ROD STOP(3.483)
58-80	Y	3796374	AR	.37	GUIDE, LK REL CABLE (3.483)
76-82	Y	3947963	2	.42	PIN, LATCH CATCH
80-82	Y	14030128	1	.32	RETAINER, LATCH CABLE

8.080 BRACKET-CATCH-PIN-PLATE-REINFORCEMENT-SCREW-STRIKER, Hood Latch

NOTE 1: WHEN USING AS LH CUT THE HOOD CATCH RELEASE BRACKET FLUSH W/THE HOOD
LOCKCATCH, ALSO DRILL 1/8" HOLE THRU THE HOOD LOCK CATCH.

NOTE 2: WHEN USING 476240 IN PLACE OF 461018 FOR 1977, REMOVE 473288 CABLE RELEASE
BRACKET TO ATTACH ACTUATOR CABLE 461040.

77	Y	461017	LH	12.10	BRACKET, LATCH REL
77	Y	461018	RH	12.10	BRACKET, LATCH REL
78-82	Y	476239	LH	12.10	BRACKET, LATCH REL
78-82	Y	476240	RH ✓	12.10	BRACKET, LATCH REL (NOTE 2)
53-57	Y	3706666	2	23.20	CATCH (NOTE 1)
63-67	Y	3841437	1	24.35	CATCH, RH AND LH HOOK LK
76	Y	3738054	1	.34	PIN, HOOD LATCH SAFETY CATCH

FRONT END SHEET METAL-HEATER

8.080 BRACKET-CATCH-PIN-PLATE-REINFORCEMENT-SCREW-STRIKER, Hood Latch (Con't)

68-76	Y	3976456	1	3.05	PLATE, LK BOLT AND BPR MT BRKT TAPPING
68-76	Y	3914320	1	7.95	REINFORCEMENT, HOOD LK CATCH
77-82	Y	14016041	1	2.30	REINFORCEMENT, HOOD LATCH DASH
80-82	Y	473892	AR	.39	SCREW, HEX 5X16-18X7/8MA W/CON WA 275
77-82	Y	14011860	2	1.65	STRIKER, HOOD LATCH

8.083 LOCK-PLATE-SPRING, Hood Latch

60-62	Y	3767843	2	10.35	LOCK
68-76	Y	3966627	LH	11.95	PLATE, LK CATCH
68-69	Y (1ST DESIGN)	3948142	RH	9.35	PLATE, LK CATCH
69-76	Y (2ND DESIGN)	3966628	RH	29.00	PLATE, LK CATCH
77-82	Y	461024	1	.53	SPRING, HOOD LAT RATCHET & PAWL
77-82	Y	461031	1	1.55	SPRING, HOOD LAT POP-UP

8.085 BOLT -BRACKET-RETAINER-SEAT-SPRING, Hood Latch

61-67	Y	3782560	1	1.50	BOLT (1/2"-20 X 3 3/4" O.L. W/CONE POINT)
68-69	Y	3915814	2	2.65	BOLT (1/2"-20 X 2 11/64" O.L.)
69-76	Y	3966625	2	2.10	BOLT, HOOD LK REL (2 1/2" O.L.)
68-76	Y	3930181	LH	5.70	BRACKET, LK REL AND BOLT MT
68-76	Y	3966624	RH	9.60	BRACKET, LK BOLT AND BPR MT
69-76	Y	3966623	2	1.20	RETAINER, LK REL
60-76	Y	3767846	AR	.78	SEAT, HOOD LK SPRING
58-68	Y	3767812	AR	1.00	SPRING, LK BOLT (3 3/8" LG.-6 3/4" COILS)
63-76	Y	3841439	AR	1.50	SPRING, LK CATCH
68-76	Y	3918597	2	.69	SPRING, LK REL BOLT
68-76	Y	3930191	1	4.40	SPRING, LK REL ARM RTN

8.130 PANEL, Front Fender

NOTE 1: WHEN USING 327653 IN PLACE OF 342229, LOCATE AND DRILL HOLE FOR MOUNTING THE ANTI-THEFT LOCK.

NOTE 2: IT MAY BE NECESSARY TO REMOVE LWR. INSIDE TAB FOR ATTACHING GRILLE AND BOSS ON INSIDE UPPER CORNER WHEN INSTALLING ON 1965 MODELS.

NOTE 3: CONTAINS; PANEL, REINFORCEMENTS, SHIMS, RIVET, CEMENT.

NOTE 4: OPTION QBS INDICATES A TIRE SIZE OF P255/60-R15.

NOTE 5: WHEN USING ON MODEL YEARS PRIOR TO 1980, DEALER TO FILL EXISTING HOLES WITH PLASTIC COMPOUND AND REDRILL HOLES AS REQUIRED.

63-67	Y	3831929	LH	57.00	PANEL, LWR FRT (NOTE 2)
63-67	Y	3831930	RH	57.00	PANEL, LWR FRT (NOTE 2)
63-64	Y	3833357	LH	78.50	PANEL, LWR RR
63-64	Y	3833358	RH	78.50	PANEL, LWR RR
63-67	Y	3848067	LH	192.00	PANEL, UPR
63-67	Y	3848068	RH	192.00	PANEL, UPR
63-66	Y	3864695	1	113.00	PANEL, UPR FRT (REPAIR)
65-66	Y	3857525	LH	60.00	PANEL, LWR RR
65-66	Y	3857526	RH	60.00	PANEL, LWR RR
67	Y	3897403	LH	58.25	PANEL, LWR RR
67	Y	3897404	RH	58.25	PANEL, LWR RR
67	Y	3897450	1	186.00	PANEL, UPR
67	Y	3904969	1	134.00	PANEL, UPR FRT (REPAIR)
68-69	Y	3963181	LH	123.00	PANEL, LWR
68-69	Y	3963182	RH	123.00	PANEL, LWR
68-72	Y	3995076	1	513.00	PANEL, UPR
70-72	Y	3977865	LH	141.00	PANEL, LWR
70-72	Y	3977866	RH	141.00	PANEL, LWR
73-74	Y	327655	1	513.00	PANEL, FRT FDR
73-82	Y	6259431	LH	98.75	PANEL, UPR (REPAIR)
73-82	Y	6259432	RH	98.75	PANEL, UPR (REPAIR)
73-82	Y	6259434	1	69.25	PANEL, UPR RR (REPAIR)
73-74	Y	6259655	1	286.00	PANEL, UPR FRT (REPAIR) (NOTE 3)
74-79	Y (EXC QBS)	327653	LH	105.00	PANEL, F/FDR LWR (NOTE 4)
74-79	Y (EXC QBS)	327654	RH	105.00	PANEL, F/FDR LWR (NOTE 4)
75-82	Y	14024458	1	286.00	PANEL, UPR FRT (REPAIR)
75-81	Y	14030134	1	513.00	PANEL, UPR FRT (NOTE 5)
78-79	Y (EXC. QBS)	327653	LH	105.00	PANEL, LWR (NOTE 1,,,4)
78-79	Y (EXC. QBS)	327654	RH	105.00	PANEL, LWR (NOTE 4)
78-79	Y W/QBS	472779	LH	105.00	PANEL, LWR (NOTE 4)
78-79	Y W/QBS	472780	RH	105.00	PANEL, LWR (NOTE 4)
78	Y W/Z78	14004633	LH	105.00	PANEL, LWR
78	Y W/Z78	14004634	RH	105.00	PANEL, LWR
80-82	Y	14030139	LH	105.00	PANEL, LWR FRT

FRONT END SHEET METAL-HEATER

8.130 PANEL, Front Fender (Con't)

80-82 Y 14030140 RH 105.00 PANEL, LWR FRT

8.131 EXTENSION, Front Fender Panel

61-62 Y	3779240	1	4.80	EXTENSION, ON HDLP
68-72 Y	3927663	LH	6.15	EXTENSION, UPR PNL FRT REINF
68-72 Y	3927664	RH	6.15	EXTENSION, UPR PNL FRT REINF
68-74 Y	3965781	LH	176.00	EXTENSION,
68-74 Y	3965782	RH	176.00	EXTENSION,

8.132 DECAL-EMBLEM-MOLDING-PLATE-STRIPE-TAPE, Front Fender and Body Ornamentation

NOTE 1: DECAL READS "LIMITED EDITION INDIANAPOLIS PACE CAR".

78 Y W/(Z78)	476281	2	3.35	DECAL, SIDE (RED) (NOTE 1)
82 Y07 <i>14043085</i> 14043094		2	13.25	EMBLEM, F/FDR(8.147)
56-57 Y	3730107	LH	13.25	MOLDING, RR UPR (ST STEEL)
56-57 Y	3730108	RH	13.25	MOLDING, RR UPR (ST STEEL)
56-61 Y	3733571	LH	10.80	MOLDING, RR LWR (ST STEEL)
56-61 Y	3733572	RH	10.80	MOLDING, RR LWR (ST STEEL)
58-61 Y	3736275	LH	10.80	MOLDING, SI UPR
58-61 Y	3736276	RH	10.80	MOLDING, SI UPR
58-62 Y	3740215	2	30.00	MOLDING, UPPER (CHROME)
58-61 Y	3744867	LH	6.85	MOLDING, UPR HORIZ (CHROME)
58-61 Y	3744868	RH	6.85	MOLDING, UPR HORIZ (CHROME)
58-61 Y	3744869	LH	6.85	MOLDING, CTR HORIZ (CHROME)
58-61 Y	3744870	RH	6.85	MOLDING, CTR HORIZ (CHROME)
58-61 Y	3744871	LH	6.85	MOLDING, LWR HORIZ (CHROME)
58-61 Y	3744872	RH	6.85	MOLDING, LWR HORIZ (CHROME)
82 Y	1155747	1	6.45	MOLDING, F/FDR(BLACK)
82 Y	1155748	1	6.45	MOLDING, F/FDR(WHITE)
58-61 Y	3743414	4	.23	PLATE, RKR PNL UPR AND CTR MLDG SEALING
58-61 Y	3747070	2	.30	PLATE, RKR PNL LWR MLDG SEALING
78 Y W/ACNT. STRIPE (D88), B2Z	473265	LH	27.00	STRIPE, LWR (SILVER MET, GRAY MET) ..
78 Y W/ACNT. STRIPE (D88), B2Z	473266	RH	27.00	STRIPE, LWR (SILVER MET, GRAY MET) ..
78 Y W/ACNT. STRIPE (D88), B2Z	473269	LH	12.05	STRIPE, SI VENT (SILVER MET, GRAY MET)
78 Y W/ACNT. STRIPE (D88), B2Z	473270	RH	12.05	STRIPE, SI VENT (SILVER MET, GRAY MET)
78 Y W/ACNT. STRIPE (D88), B2Z	473275	LH	15.35	STRIPE, UPR (SILVER MET, GRAY MET) ..
78 Y W/ACNT. STRIPE (D88), B2Z	473276	RH	15.35	STRIPE, UPR (SILVER MET, GRAY MET) ..
81 Y W/ACNT STRIPE (D88)	14038251	LH	13.70	STRIPE, F/FDR UPR (LT BLUE, MED BLUE) ..
81 Y W/ACNT STRIPE (D88)	14038252	RH	13.70	STRIPE, F/FDR UPR (LT BLUE, MED BLUE) ..
81 Y W/ACNT STRIPE (D88)	14038255	LH	13.70	STRIPE, F/FDR UPR (RED, SPECTRA RED) ..
81 Y W/ACNT STRIPE (D88)	14038256	RH	13.70	STRIPE, F/FDR UPR (RED, SPECTRA RED) ..
81 Y W/ACNT STRIPE (D88)	14038257	LH	13.70	STRIPE, F/FDR UPR (LT GRAY, GRAY)
81 Y W/ACNT STRIPE (D88)	14038258	RH	13.70	STRIPE, F/FDR UPR (LT GRAY, GRAY)
82 Y07	14045957	LH	11.05	STRIPE, F/FDR UPR(DK BEIGE)
82 Y07	14045958	RH	11.05	STRIPE, F/FDR UPR(DK BEIGE)
82 Y07	14045959	LH	4.25	STRIPE, F/FDR RR(DK BEIGE)
82 Y07	14045960	RH	4.25	STRIPE, F/FDR RR(DK BEIGE)
82 Y07	14045961	LH	10.25	STRIPE, F/FDR WHL OPG(DK BEIGE)
82 Y07	14045962	RH	10.25	STRIPE, F/FDR WHL OPG(DK BEIGE)
82 Y07	14045963	LH	10.00	STRIPE, F/FDR AIR EXTRACTOR OTR(DK BEIGE)
82 Y07	14045964	RH	10.00	STRIPE, F/FDR AIR EXTRACTOR OTR(DK BEIGE)
82 Y07	14045965	LH	8.90	STRIPE, F/FDR AIR EXTRACTOR INR(DK BEIGE)
82 Y07	14045966	RH	8.90	STRIPE, F/FDR AIR EXTRACTOR INR(DK BEIGE)
82 Y07	14045967	LH	12.15	STRIPE, F/FDR AIR EXTRACTOR CTR(DK BEIGE)
82 Y07	14045968	RH	12.15	STRIPE, F/FDR AIR EXTRACTOR CTR(DK BEIGE)
82 Y87 W/ACNT STRIPE (D88) ...	14038251	LH	13.70	STRIPE, F/FDR UPR (LT BLUE, MED BLUE) ..
82 Y87 W/ACNT STRIPE (D88) ...	14038252	RH	13.70	STRIPE, F/FDR UPR (LT BLUE, MED BLUE) ..
82 Y87 W/ACNT STRIPE (D88) ...	14038255	LH	13.70	STRIPE, F/FDR UPR (RED, SPECTRA RED) ..
82 Y87 W/ACNT STRIPE (D88) ...	14038256	RH	13.70	STRIPE, F/FDR UPR (RED, SPECTRA RED) ..
82 Y87 W/ACNT STRIPE (D88) ...	14038257	LH	13.70	STRIPE, F/FDR UPR (LT GRAY, GRAY)
82 Y87 W/ACNT STRIPE (D88) ...	14038258	RH	13.70	STRIPE, F/FDR UPR (LT GRAY, GRAY)
78 Y W/ACNT. STRIPE (D88), Z78	476261	LH	27.00	TAPE, LWR (RED, SILVER)
78 Y W/ACNT. STRIPE (D88), Z78	476262	RH	27.00	TAPE, LWR (RED, SILVER)

8.133 BOLT-RETAINER, Front Fender Molding

56-61 Y 3730104 AR .41 BOLT, UPR AND LWR

FRONT END SHEET METAL-HEATER

8.133 BOLT-RETAINER, Front Fender Molding (Con't)

56-61	Y	3730268	AR	.50	RETAINER, RR UPR AND LWR MLDG
58-59	Y	3740294	4	.40	RETAINER, SI MLDG
76-82	Y	22506785	AR	.25	RETAINER (1/8 STUD) (8.309)

8.141 BONDING STRIP-CABLE-REINFORCEMENT -RETAINER, Front Fender

NOTE 1: ON 1962 MODELS, CUT AS REQUIRED.

NOTE 2: WHEN USING 3976466 IN PLACE OF 3918508, REWORK UPR. FRT. FLANGE AS REQD.

NOTE 3: WHEN USING IN PLACE OF 331807 LH OR 331808 RH BONDING STRIP DEALERS WILL BE REQUIRED 08820ILD UP APPROX. 1 SQ. INCH AT FRT. CORNER.

58-62	Y	3744122	RH	22.65	BONDING STRIP, BOTTOM PNL TO FRT FDR SKIRT (PLASTIC LAMINATE)
63-67	Y	3797477	LH	5.10	BONDING STRIP, LWR FRT TO GRILLE PNL
63-67	Y	3797478	RH	5.10	BONDING STRIP, LWR FRT TO RAD GRILLE LWR PNL
63-67	Y	3797479	LH	12.85	BONDING STRIP, LWR TO FRT LWR RR
63-67	Y	3797480	RH	12.85	BONDING STRIP, LWR TO FRT LWR RR
63-67	Y	3849213	LH	30.75	BONDING STRIP, FRT UPR TO FRT LWR
63-67	Y	3849214	RH	30.75	BONDING STRIP, FRT UPR TO FRT LWR
68-72	Y	3976465	LH	6.10	BONDING STRIP, LWR TO RAD GRILLE LWR PNL
68-72	Y	3976466	RH	6.10	BONDING STRIP, LWR TO RAD GRILLE LWR PNL (NOTE 2)
68-72	Y	3996841	LH	30.75	BONDING STRIP, FRT UPR TO FRT LWR
68-72	Y	3996842	RH	30.75	BONDING STRIP, FRT UPR TO FRT LWR
73-82	Y	14015287	LH	23.75	BONDING STRIP, FRT UPR TO FDR LWR (NOTE 3)
73-82	Y	14015288	RH	23.75	BONDING STRIP, FDR UPR TO FDR LWR (NOTE 3)
78-82	Y	476231	2	2.65	CABLE, UPR
58-62	Y	3742554	RH	22.50	REINFORCEMENT (PLASTIC LAMINATE) (NOTE 1)
68-71	Y	3941911	LH	6.80	REINFORCEMENT, UPR PNL OPG OTR
73-79	Y	331853	LH	3.85	REINFORCEMENT, LWR FRT LWR
73-79	Y	331854	RH	3.85	REINFORCEMENT, LWR FRT LWR
78-82	Y	476229	LH	1.60	REINFORCEMENT, UPR PNL
78-81	Y	476230	RH	1.60	REINFORCEMENT, UPR PNL
80-82	Y	14015229	LH	5.95	RETAINER, FRT FDR LWR
80-82	Y	14015230	RH	5.95	RETAINER, FRT FDR LWR

8.143 REINFORCEMENT-SCREW -WASHER, Front Fender

80-81	Y	3958325	4	.53	REINFORCEMENT, F/FDR SK
53-69	Y	3650059	20	.32	SCREW (NO. 14-10 X 3/4")
65-77	Y	3704579	AR	.26	WASHER, SKIRT (9/32 I.D. X 1 1/8 O.D. X 3/64 THICK)(STEEL)

8.147 EMBLEM -EMBLEM KIT-LOUVER-NUT-ORNAMENT-PLATE - REINFORCEMENT-RETAINER-SCREW, Front Fender Name

57	Y W/F.I.	3767507	1	4.80	EMBLEM (CROSSED FLAGS)
62-66	Y	3872930	2	4.85	EMBLEM (V-CROSSED FLAGS)
66-67	Y (427)	3876425	2	6.60	EMBLEM (427)
69-76	Y	3956216	2	6.35	EMBLEM, ST (STINGRAY)
77-79	Y	466652	2	7.75	EMBLEM, LWR (CROSSED FLAGS)
80	Y W/L82	14016115	2	7.75	EMBLEM, LWR
82	Y	14043085	2	8.85	EMBLEM, F/FDR(CROSS-FIRE INJECTION)
65	Y (396)	3872997	2	7.95	EMBLEM KIT, ST (396)
69	Y	3945247	LH	8.80	LOUVER
69	Y	3945248	RH	8.80	LOUVER
70-72	Y	3995017	LH	92.75	LOUVER
70-72	Y	3995018	RH	92.75	LOUVER
80-82	Y	14038239	LH	3.90	LOUVER
80-82	Y	14038240	RH	3.90	LOUVER
69	Y	3945656	16	.69	NUT, LOUVER (BLACK RUBBER) (8.133)
61	Y	3779673	LH	2.75	ORNAMENT, UPR
61	Y	3779674	RH	2.75	ORNAMENT, UPR
53-55	Y	3759599	2	6.05	PLATE (CHEVROLET)
57	Y W/F.I.	3742212	2	3.90	PLATE (FUEL INJECTION)
58-61	Y	3746457	2	4.80	PLATE (FUEL INJECTION)
61	Y	3779671	2	8.10	PLATE (CORVETTE)
65	Y W/F.I.	3857572	2	7.05	PLATE (FUEL INJECTION)
70-72	Y	3963168	2	3.35	REINFORCEMENT, LOUVER
70-72	Y	3976459	2	1.25	RETAINER, LOUVER MLDG (8.133)
70-72	Y	3966552	4	.32	SCREW, LOUVER (10-16 X 7/8") (8.133)

FRONT END SHEET METAL-HEATER

8.153 EXTENSION-FILLER-SHIELD-SKIRT, Front Fender

NOTE 1: ON 1968 MODELS IT WILL BE NECESSARY TO ALSO USE ONE REINFORCEMENT 3953051 IN GROUP 8.155.

NOTE 2: WHEN USING ON MODELS PRIOR TO 1973, REWORK FRONT LOWER CORNER AS REQD.

NOTE 3: WHEN USING IN PLACE OF 3914342 ADD HOLES IN FENDER SKIRT.

70-73	Y	3976443	LH	5.50	EXTENSION, SKIRT
70-73	Y	3976444	RH	5.50	EXTENSION, SKIRT
80-82	Y	14015279	LH	28.50	EXTENSION, F/FDR WHL HSE
80-82	Y	14015280	RH	28.50	EXTENSION, F/FDR WHL HSE
65	Y (396)	3833397	LH	31.75	FILLER, SKIRT
63-67	Y	3797275	LH	9.10	SHIELD, SKIRT SPLASH (STEEL)
63-67	Y	3797276	RH	9.10	SHIELD, SKIRT SPLASH (STEEL)
63-67	Y	3908199	2	2.75	SHIELD, DUST
68-79	Y	3914340	RH	7.20	SHIELD, SKIRT SPLASH
68-82	Y	3947933	LH	3.15	SHIELD, DUST (NOTE 3)
68-82	Y	3947934	RH	3.15	SHIELD, DUST (NOTE 3)
70-79	Y	3974017	LH	8.20	SHIELD, SKIRT SPLASH
58-62	Y	3739371	LH	128.00	SKIRT
58-62	Y	3762690	RH	128.00	SKIRT (LAMINATE PLASTIC)
63-67	Y	3886893	LH	107.00	SKIRT
63-67	Y	3908198	RH	107.00	SKIRT
68-73	Y	331857	LH	83.50	SKIRT (NOTE 1,,2)
68-73	Y	331858	RH	83.50	SKIRT
74-79	Y	339104	RH	82.75	SKIRT
74-79	Y	472777	LH	82.75	SKIRT
80-82	Y	14016065	LH	68.25	SKIRT,
80-82	Y	14016066	RH	68.25	SKIRT,

8.154 CLIP-SEAL, Front Fender

68-79	Y	9792217	18	.33	CLIP,
53-79	Y	3996620	AR	.50	SEAL (9/16" X 3/4" X 10 FT.)

8.155 EXTENSION-REINFORCEMENT-RETAINER, Fender Wheelhouse

73-79	Y	331877	LH	2.35	EXTENSION, UPR PNL FRT REINF
73-79	Y	331878	RH	2.35	EXTENSION, UPR PNL FRT REINF
63-67	Y	3797424	RH	21.40	REINFORCEMENT, SKIRT
68	Y	3927649 14015247	LH	4.15	REINFORCEMENT, SKIRT
68-82	Y	14015248	RH	4.45	REINFORCEMENT, SKIRT
69-82	Y	3954523	LH	2.10	REINFORCEMENT, SKIRT TO FRT FDR PNL (1.263)
69-82	Y	3954524	RH	2.10	REINFORCEMENT, SKIRT TO FRT FDR PNL (1.263)
69-82	Y	14015247	LH	4.45	REINFORCEMENT, SKIRT
73-74	Y	331831	LH	4.45	REINFORCEMENT, LWR FRT UPR
73-74	Y	331832	RH	4.45	REINFORCEMENT, LWR FRT UPR
75-79	Y	368639	LH	4.85	REINFORCEMENT, LWR FRT, UPR
75-79	Y	368640	RH	4.85	REINFORCEMENT, LWR FRT, UPR
73-75	Y	331839	1	5.05	RETAINER, BPR FACE BAR CVR UPR
73-75	Y	331840	1	6.10	RETAINER, BPR FACE BAR CVR LWR

8.304 MOLDING, Rocker Panel

62	Y	3820541	LH	50.50	MOLDING (PAINTED)
62	Y	3820542	RH	50.50	MOLDING (PAINTED)
63	Y	3834713	AR	52.50	MOLDING, LEFT OR RIGHT
64	Y	3849594	AR	58.25	MOLDING, LEFT OR RIGHT
65	Y (EXC. SIDE MT. EXH.)	3859798	1	50.50	MOLDING, LEFT OR RIGHT
65-67	Y W/SIDE MT. EXH.	3933846	AR	50.50	MOLDING, BODY SILL
66	Y (EXC. SIDE MT. EXH.)	3933847	2	48.50	MOLDING, LEFT OR RIGHT
67	Y (EXC. SIDE MT. EXH.)	3933848	2	54.00	MOLDING, LEFT OR RIGHT
68-69	Y	3933893	LH	31.75	MOLDING, UPR
68-69	Y	3933894	RH	31.75	MOLDING, UPR
68-69	Y (EXC. SIDE MT. EXH.)	3936367	LH	28.25	MOLDING, LWR
68-69	Y (EXC. SIDE MT. EXH.)	3936368	RH	28.25	MOLDING, LWR
70-77	Y	3977623	LH	44.50	MOLDING, BODY SILL
70-77	Y	3977624 472750	RH	44.50	MOLDING, BODY SILL
78	Y W/P255-60 TIRES (QBS)	472749	LH	56.00	MOLDING, BODY SILL
78	Y W/P255-60 TIRES (QBS)	472750	RH	56.00	MOLDING, BODY SILL
78	Y W/Z78	476249	LH	57.00	MOLDING, BODY SILL
78	Y W/Z78	476250	RH	57.00	MOLDING, BODY SILL
79	Y	472749	LH	56.00	MOLDING, BODY SILL
79	Y	472750	RH	56.00	MOLDING, BODY SILL
80	Y	14015283	LH	56.00	MOLDING, BODY SILL
80	Y	14015284	RH	56.00	MOLDING, BODY SILL
81-82	Y	14030131	LH	56.00	MOLDING, BODY SILL
81-82	Y	14030132	RH	56.00	MOLDING, BODY SILL

FRONT END SHEET METAL-HEATER

8.309 NUT-RETAINER-SCREW, Rocker Panel Molding

63-67	Y	3842929	AR	.55	NUT, MLDG (NO. 10-12)
62	Y	3886638	4	.46	RETAINER, SILL MLDG
63-67	Y	3844179	2	2.70	RETAINER, MLDG
79-82	Y	22506785	AR	.25	RETAINER (1/8 STUD)
70-76	Y	3966677	12	.32	SCREW, BODY SILL MLDG

8.820 BOOT -JACK-RETAINER-SPRING, Auto Jack

NOTE 1: WHEN USING IN PLACE OF 3706350,3813730 OR 3825993 JACK ASMS USE 1-3963108 SPRING ASM.

65-82	Y	3872965	1	.35	BOOT (JACK HANDLE HOLD DOWN)
53-82	Y	14016051	1	43.75	JACK, SCISSOR TYPE (NOTE 1)
81-82	Y	14041104	2	.31	RETAINER, JK STOW SPR
63-82	Y	3963108	1	1.30	SPRING, JACK STOWAGE

8.821 HAMMER-TOOL-WRENCH, Wheel and Jack Wrench

63-66	Y	W/KNOCK OFF WHLS.	3859067	1	19.10	HAMMER
82	Y	14046970	1			TOOL, HUB CAP REMOVAL
63-82	Y	3898172	1	4.90		WRENCH, JACK AND WHL

8.845 BRACKET-PLATE-SEAL, Heater

NOTE 1: THIS PLATE INCLUDES OUTLET FOR CLOCK FACE, DEFROSTER, TEMPERATURE, AND AIR KNOBS.

68-74	Y	3840474	2	2.60	BRACKET, HTR AND DEFR (8.857)
58-62	Y	3740281	1	16.15	PLATE, HTR NAME (NOTE 1)
63-67	Y	3825301	AR	2.50	SEAL, HTR AIR INLET TO DASH
68-79	Y(EXC A.C.)	3909099	1	1.55	SEAL, HTR CORE PIPE

8.846 BRACKET-HOSE-PIPE-SPACER, Heater

68-78	Y	3914532	1	.31	BRACKET, HTR HOSE CLIP
58-62	Y	3134837	1	2.10	HOSE (MOLDED "L" SHAPE)
63-67	Y	3794094	1	2.55	HOSE (MOLDED "L" SHAPE) (USE W/AIR FLOW) THERMOSTAT BY-PASS
68-82	Y	3929006	1	11.25	HOSE, HTR TO WAT PUMP(CUT AS REQ)
74-79	Y W/A.C.	3992177	1	10.05	HOSE, HTR TO WAT SHUT-OFF VLV
75-80	Y	482424	1	N.L.	HOSE, HTR OTLT (FORMED 90 DEG ANGLE)
80-81	Y	499310	1	N.L.	HOSE, INLET
80-82	Y	3992177	1	10.05	HOSE, HTR TO WAT SHUT-OFF VLV
82	Y	3992184	1	12.90	HOSE, HTR INL MANIF TO WAT SHUTOFF VLV
80-82	Y	14020090	1	7.65	PIPE, HTR WAT PUMP
76-82	Y	554853	AR	1.10	SPACER, HTR HOSE(1" X 4")

8.849 CONTROL-PLATE, Heater & A.C.

58-62	Y	3140543	1	35.00	CONTROL, SW AND DEFR
69-76	Y (EXC. A.C.)	1223709	1	122.00	CONTROL, W/VLV, HTR PKG
69-76	Y W/A.C.	1223708	1	66.60	CONTROL
77-80	Y (EXC. A.C.)	470394	1	42.00	CONTROL
77-80	Y (EXC. A.C.)	459338	1	6.40	PLATE, CONT FACE

8.850 ACTUATOR-HOSE-VALVE, Heater Temperature Control

69-71	Y	W/A.C.	1998999	1	8.90	ACTUATOR, DIST VAC (9.280)
77-78	Y	W/A.C.	1996595	1	8.55	ACTUATOR, A/C HTR DVTR VLV
71-75	Y	(EXC. A.C.)	354803	1	11.65	HOSE, CONT
76	Y	(EXC. A.C.)	370155	1	11.85	HOSE, CONT
77-78	Y	(EXC. A.C.) (DESIGN 1-1978)	459339	1	11.85	HOSE, CONT
68	Y	W/A.C.	7302836	1	3.60	VALVE, HTR AND A/C DEFR VAC
69-72	Y	(EXC. A.C.)	7309781	1	7.65	VALVE, RR VENT PLENUM DR
69-76	Y	W/MAN CONTROL A.C.	7309780	1	11.35	VALVE, CONT DEFR AND AIR
75-76	Y	(EXC. A.C.)	7309781	1	7.65	VALVE, RR VENT PLENUM DR
76	Y	W/A.C.	7302836	1	3.60	VALVE, HTR AND A/C DEFR VAC

8.852 BEZEL-BRACKET-BUSHING-HARNESS-HOUSING-KNOB-SWITCH, Heater Control

NOTE: SEE GROUP 9.786 FOR VACUUM VALVE DETAILS AND PART NUMBERS.

NOTE: SEE GROUP 3700 FOR VACUUM VALVE DETAILS AND PART NUMBERS					
66-67	Y	3875812	AR	1.25	BEZEL, CONT CABLES
76-77	Y	3840474	6	2.60	BRACKET, BLO INLET TO PLENUM (8.857)
77-80	Y (EXC. A.C.)	379997	1	.45	BUSHING, VAC CONT SW (12.009)
77	Y (EXC. A.C.)	8916443	1	32.25	HARNESS, WIRING
78-79	Y (EXC. A.C.)	12005412	1	35.00	HARNESS, WIRING
68-76	Y (EXC. A.C.)	3958739	1	9.35	HOUSING, CONT (CHROME LEVERS APPROX. 1 11/16 FROM CABLE CONN.)
68-76	Y W/A.C.	3942118	1	2.00	HOUSING, CONT
77-82	Y	459355	1	1.25	HOUSING, HTR CONT ILLUM LP

FRONT END SHEET METAL-HEATER

8.852 BEZEL-BRACKET-BUSHING-HARNESS-HOUSING-KNOB-SWITCH, Heater Control (Con't)

63	Y (1ST DESIGN)	3783381	1	1.10	KNOB, BLO, TEMP CONT (9.787)
67	Y	3899701	1	3.50	KNOB, BLO, TEMP, AIR INLET
69	Y W/A.C.	3899700	1	2.20	KNOB, DEFR, TEMP, AIR DIV VLV
68-76	Y	3909028	1	7.10	SWITCH, HTR BLO
68-69	Y W/A.C.	3870286	1	3.35	SWITCH, HTR AND A/C BLO LOW (PUSH BUTTON TYPE W/2 TERM.)
69-76	Y W/A.C.	3942657	1	6.05	SWITCH, BLO MTR (6 TERMINALS)
69-76	Y W/A.C.	7310365	1	5.30	SWITCH, HTR AND A/C COMP
69-76	Y W/A.C.	7310366	1	5.30	SWITCH, HTR AND A/C LOW BLO
77-79	Y	5638740	1	24.20	SWITCH, WATER SHUT-OFF VLV
77-80	Y (EXC. A.C.)	362536	1	5.75	SWITCH, BLO
77-80	Y (EXC. A.C.)	7897581	1	7.40	SWITCH, VAC CONT
80-82	Y	14009284	1	3.75	SWITCH, HTR WAT SHUT-OFF VLV

8.854 CASE-CLAMP-CORE-COVER-GASKET-SEAL-STRAP, Heater Core

NOTE: ON MODELS PRIOR TO 1965 IT MAY BE NECESSARY TO USE WITH 3859356 SWITCH ASM.

75-79	Y (EXC. A.C.)	3031625	1	166.00	CASE, W/VLVS
76	Y W/A.C.	3027085	1	133.00	CASE, FRT PLT BAFFLE VLV AND BRKT
77-82	Y	3047715	1	31.50	CASE
64-65	Y W/A.C.	3143486	2	1.75	CLAMP, CORE
68-76	Y W/A.C.	3015196	1	2.45	CLAMP, CORE PIPES
68-70	Y W/A.C.	3042867	1	2.25	CLAMP, CORE MT IN-OUT TANK
68-76	Y W/A.C.	3156915	1	1.10	CLAMP, CORE MT
63-67	Y (EXC. A.C.)	3008574	1	44.50	CORE, W/FITTINGS
68-79	Y (EXC. A.C.)	3014900	1	57.15	CORE, W/FITTINGS
68-77	Y W/A.C.	3015145	1	73.25	CORE, W/FITTINGS
78-79	Y W/A.C.	3037379	1	72.30	CORE, HTR
80-82	Y	3037379	1	72.30	CORE, HTR
68-76	Y W/A.C.	3015197	1	5.80	COVER, CORE PIPES TO HSG
80-82	Y	3043422	1	4.30	GASKET, MT
68-76	Y W/A.C.	3015210	1	.52	SEAL, CORE PIPES TO HSG
78-82	Y	3037385	1	1.10	SEAL, CORE TUBE
80-82	Y	14009293	1	.52	SEAL, CORE PIPES TO HSG
78-79	Y W/A.C.	3042867	1	2.25	STRAP, CORE MT
80-82	Y	3042867	1	2.25	STRAP, CORE MT

8.855 MOTOR-RESISTOR-TERMINAL, Heater Blower Motor

57-62	Y	5044402	1	67.25	MOTOR (STUDS-2 5/16" CTR)
63-76	Y W/A.C.	22020943	1		MOTOR (9.215)
64-79	Y (EXC. A.C.)	22021257	1	N.L.	MOTOR, BLO
62-79	Y (EXC. A.C.)	3929052	1	2.55	RESISTOR, HTR
76-82	Y	3033932	1	1.00	TERMINAL, BLO GRD (2.530)

8.857 BRACKET-CASE-FAN-GASKET-NUT-PLATE, Heater and Defroster

NOTE 1: 1ST DESIGN IS W/O SHORT STACK MOTOR, 2ND DESIGN W/SHORT STACK MTR(GRP 9.216).

NOTE 2: SEE GROUPS 2.343, 9.786, 12.980 FOR ADDITIONAL USAGE.

68-82	Y	3840474	AR	2.60	BRACKET, HTR, DEFR BLO MT (NOTE 2)
69-79	Y W/A.C.	3840474	AR	2.60	BRACKET, RCVR DEHYD
68-79	Y (EXC. A.C.)	3014358	1	32.50	CASE, BLO
63-71	Y	3905776	1	N.L.	FAN,
72-77	Y (1ST DESIGN-1977)	3027031	1	N.L.	FAN, (NOTE 1)
77-79	Y (EXC. A.C.)	3027062	1	8.40	FAN
63-67	Y	3143552	1	1.65	GASKET, BLO CASE
53-63	Y (EXC. A.C.)	3130055	1	.38	NUT, RET (USE FANS W/O SET SCREWS)
64-76	Y	3130804	1	.35	NUT, RET (NO. 10-32)
74-77	Y	3011293	1	.31	NUT, BLO TO MTR (5/8" X 3/64" X 5/16")
68-82	Y W/A.C.	3918537	2	.56	PLATE, AIR SEL DUCT MT

8.858 HOUSING, Temperature Control

78-79	Y W/A.C.	3037381	1	50.00	HOUSING, W/VLV
80-82	Y	3037381	1	50.00	HOUSING, W/VLV

8.866 CLAMP-CONTROL-NIPPLE, Heater Water Flow

78	Y W/A.C.	3037389	1	.53	CLAMP, SPL HTR TUBE
73-79	Y	10007751	1	10.05	CONTROL, HTR COOLANT FLOW
55-82	Y	331968	1	1.65	NIPPLE, HTR TO THERM HSG HOSE, HTR TO INLET MANIF (1/2"-14 X 1 1/2")
64-82	Y	3849848	AR	1.65	NIPPLE, WATER PUMP HOSE (2 25/32 O.L.) (HOSE-5/8)

8.890 LAMP-NUT, Underhood

77-81	Y	14016284	1	14.50	LAMP
82	Y	14043269	1	14.50	LAMP, UNDERHOOD

FRONT END SHEET METAL-HEATER

8.890	LAMP-NUT, Underhood	(Con't)			
77-82	Y	347065	2	.50	NUT, LP

[illegible]



CHEVROLET CHASSIS GROUP 9.000



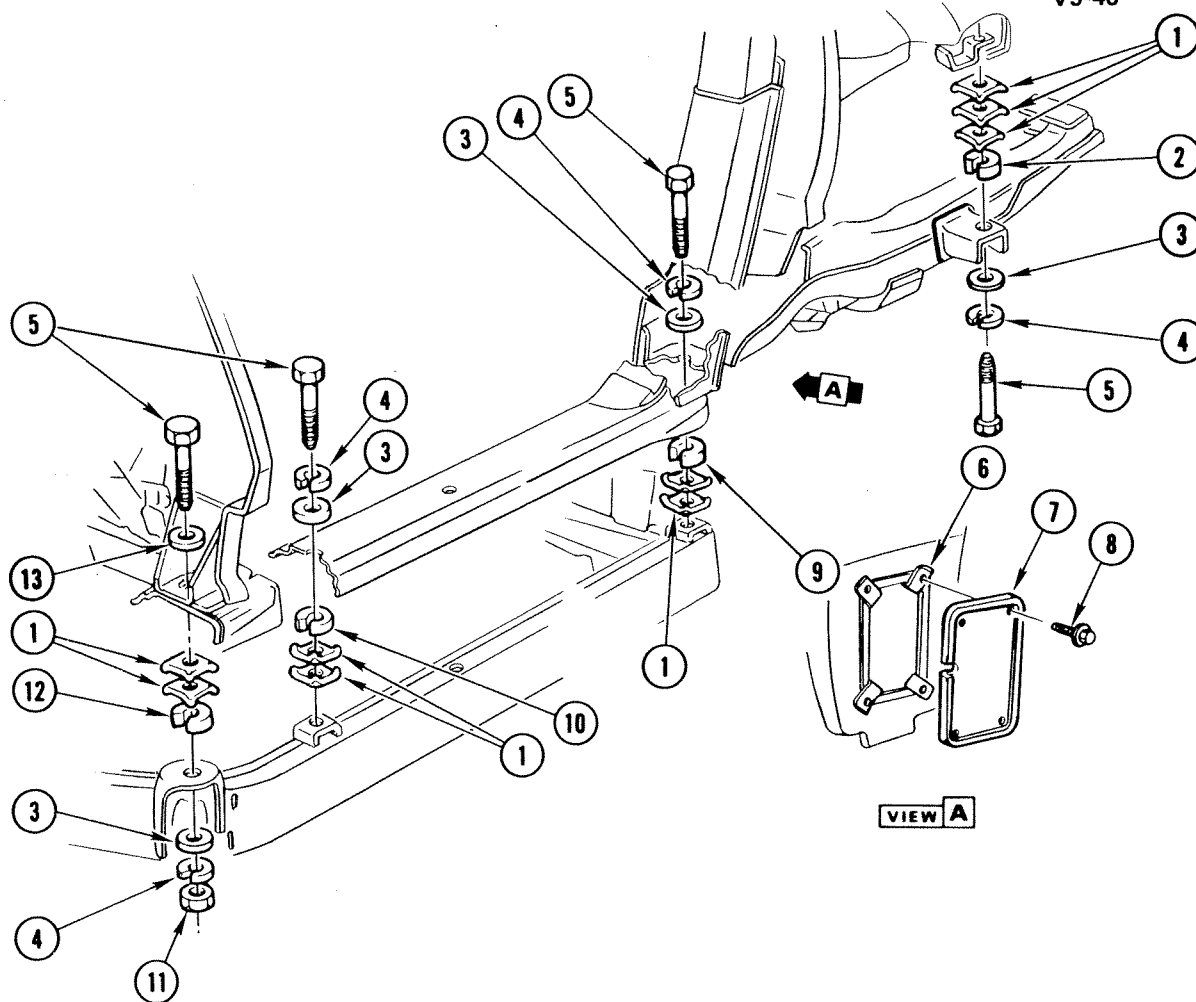
ILLUSTRATION INDEX

TITLE	PAGE	TITLE	PAGE
1968-80 "Y" BODY MOUNTINGS	9-2	1978-82 "Y" AIR CONDITIONING EVAPORATOR AND BLOWER.....	9-26
1976-82 RADIAL 4 CYLINDER AIR CONDITION- ING COMPRESSOR.....	9-3	1968 "Y" AIR CONDITIONING CONTROL SYSTEM	9-27
1962-76 AXIAL 6 CYLINDER AIR CONDITION- ING COMPRESSOR.....	9-4	1969-75 "Y" AIR CONDITIONING CONTROL SYSTEM	9-28
1973-77 VALVES IN RECEIVER (VIR).....	9-6	1969-82 "Y" AIR CONDITIONING CONTROL SYSTEM	9-29
1968-74 "Y" 454 V8 AIR CONDITIONING COMPRESSOR MOUNTING.....	9-7	1968-72 "Y" AIR CONDITIONING ELECTRICAL SYSTEM	9-30
1964-76 "Y" V8 AIR CONDITIONING AXIAL COMPRESSOR MOUNTING (327, 350).....	9-8	1973-75 AIR CONDITIONING ELECTRICAL SYS- TEM.....	9-30
1976-81 "Y" AIR CONDITIONING RADIAL COMPRESSOR MOUNTING.....	9-9	1976-82 "Y" AIR CONDITIONING ELECTRICAL SYSTEM	9-31
1982 "Y" COMPRESSOR MOUNTING.....	9-10	1968-77 "Y" RADIO ANTENNA	9-32
1968-72 "Y" A/C EVAPORATOR & REFRIGER- ANT CONTORL VALVE.....	9-11	1978-79 ELECTRIC ANTENNA.....	9-33
1968-74 "Y" A/C COMPRESSOR, FAN, BELTS AND PULLEYS (427, 454).....	9-12	1978-82 "Y" RADIO ANTENNA	9-34
1969-75 "Y" AIR CONDITIONING PLENUM VALVE.....	9-13	1979-82 ELECTRIC ANTENNA (SLIMLINE).....	9-35
1969-72 AIR CONDITIONING CONDENSER, RE- CEIVER AND DEHYDRATOR.....	9-14	1971-80 "Y" RADIO SHIELDING EQUIPMENT	9-36
1968-74 "Y" AIR CONDITIONING FITTING AND MUFFLER ASM.....	9-15	1968-76 "Y" CENTER INSTRUMENT CLUSTER	9-37
1968-72 "Y" AIR CONDITIONING REFRIGERANT HOSES.....	9-15	1978-82 "Y" CENTER INSTRUMENT CLUSTER	9-38
1968-73 "Y" AIR CONDITIONING HOSES & WA- TER VALVE.....	9-16	1978-80 "Y" SPEEDOMETER AND TACHOME- TER.....	9-39
1969-74 "Y" AIR CONDITIONING AND HEATER HOSE	9-16	1971-75 "Y" DEFROSTER GRILLE, DUCT & CA- BLES.....	9-40
1974-82 "Y" AIR CONDITIONING HOSE ROUT- ING.....	9-17	1968-75 "Y" REAR WINDOW DEFOGGER (CONV.)	9-40
1968-75 "Y" AIR CONDITIONING SIDE SHROUD VACUUM CONTROL.....	9-18	1968-75 "Y" REAR WINDOW DEFOGGER (CONV.)	9-41
1968-75 "Y" AIR CONDITIONING SIDE OUTLET DUCTS	9-19	1968-76 "Y" REAR WINDOW DEFOGGING (EXC. CONV.)	9-41
1968-75 "Y" AIR DISTRIBUTION SYSTEM.....	9-20	1968-76 "Y" REAR WINDOW DEFOGGING WIR- ING	9-42
1968-75 "Y" AIR CONDITIONING UNDER DASH BRACE RODS	9-21	1976-77 "Y" REAR WINDOW DEFOGGER.....	9-43
1969-75 "Y" AIR CONDITIONING AIR DISTRIBU- TION SYSTEM.....	9-22	1978-80 "Y" REAR WINDOW DEFOGGER.....	9-44
1976-78 "Y" AIR CONDITIONING AIR DISTRIBU- TION SYSTEM.....	9-23	1968-70 "Y" ASTRO VENTILATION.....	9-45
1979-82 "Y" AIR CONDITIONING AIR DISTRIBU- TION SYSTEM.....	9-24	1971-78 "Y" AIR SIDE OUTLET.....	9-45
1974-77 "Y" AIR CONDITIONING EVAPORATOR AND BLOWER.....	9-25	1979-82 "Y" AIR SIDE OUTLET.....	9-46
		1968-76 "Y" COWL VENTILATOR CONTROLS	9-47
		1977-82 COWL VENT.....	9-48
		1968-72 "Y" REAR WINDOW DETAILS	9-49
		1968 "Y" BODY REAR GRILLE AND PLENUM DOOR	9-49
		1969-75 "Y" BODY REAR GRILLE & REAR PLE- NUM AIR DOOR.....	9-50

NOTES

BLANK-16

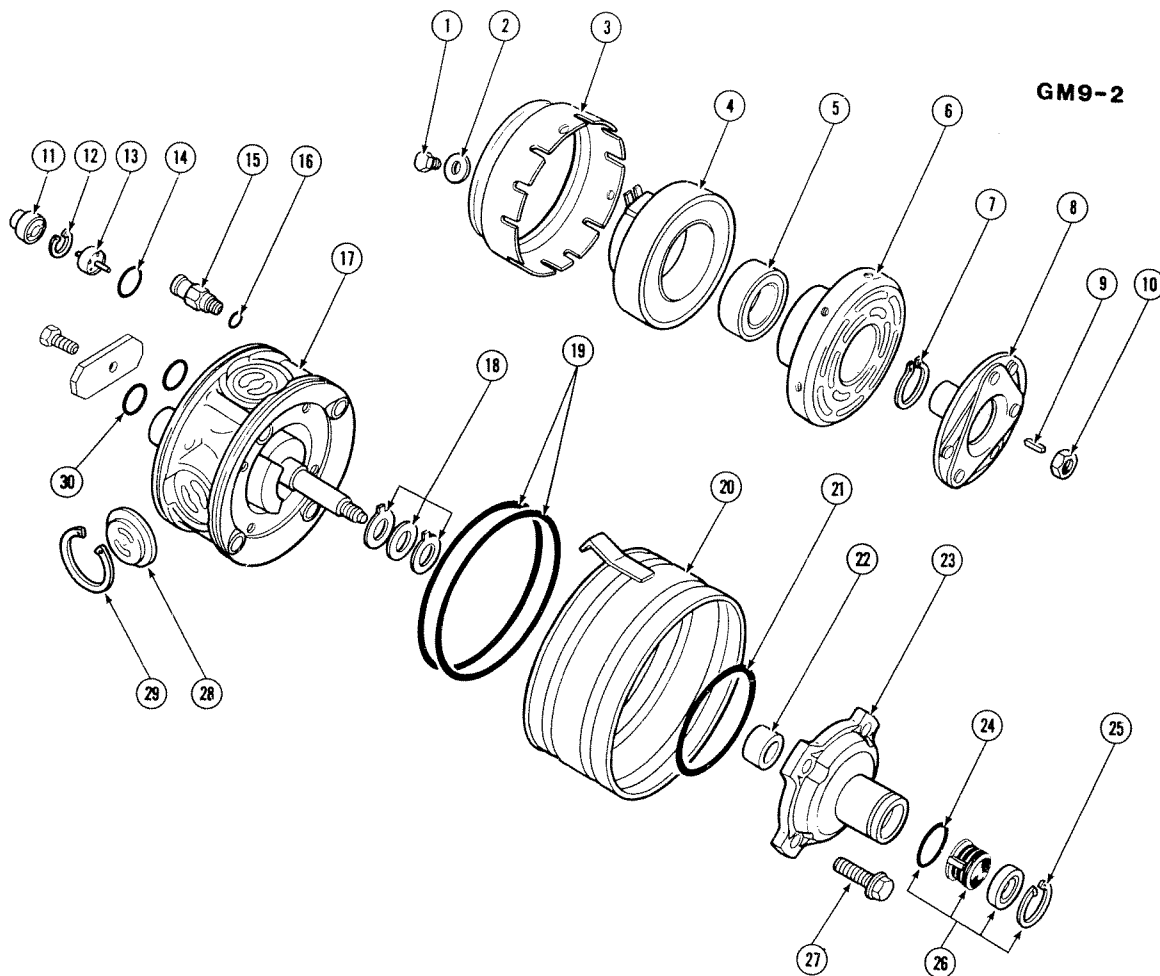
V9-46



V9-46

1968-80 "Y" BODY MOUNTINGS

1. SHIM, Body Mounting	9.023
2. CUSHION, #4 Body Mount	9.023
3. WASHER	8.929
4. WASHER, Lock	8.931
5. BOLT, Body Mounting	8.900
6. NUT, "U" Spring (#10-16)	8.921
7. COVER, Body Bolt Access Hole	N.S.
8. SCREW, Tap (#10-16 X 1/2")	N.S.
9. CUSHION, #3 Body Mount	9.023
10. CUSHION, #2 Body Mount	9.023
11. NUT, HEX (7/16"-14)	8.915
12. CUSHION, #1 Body Mount	9.023
13. WASHER	8.929

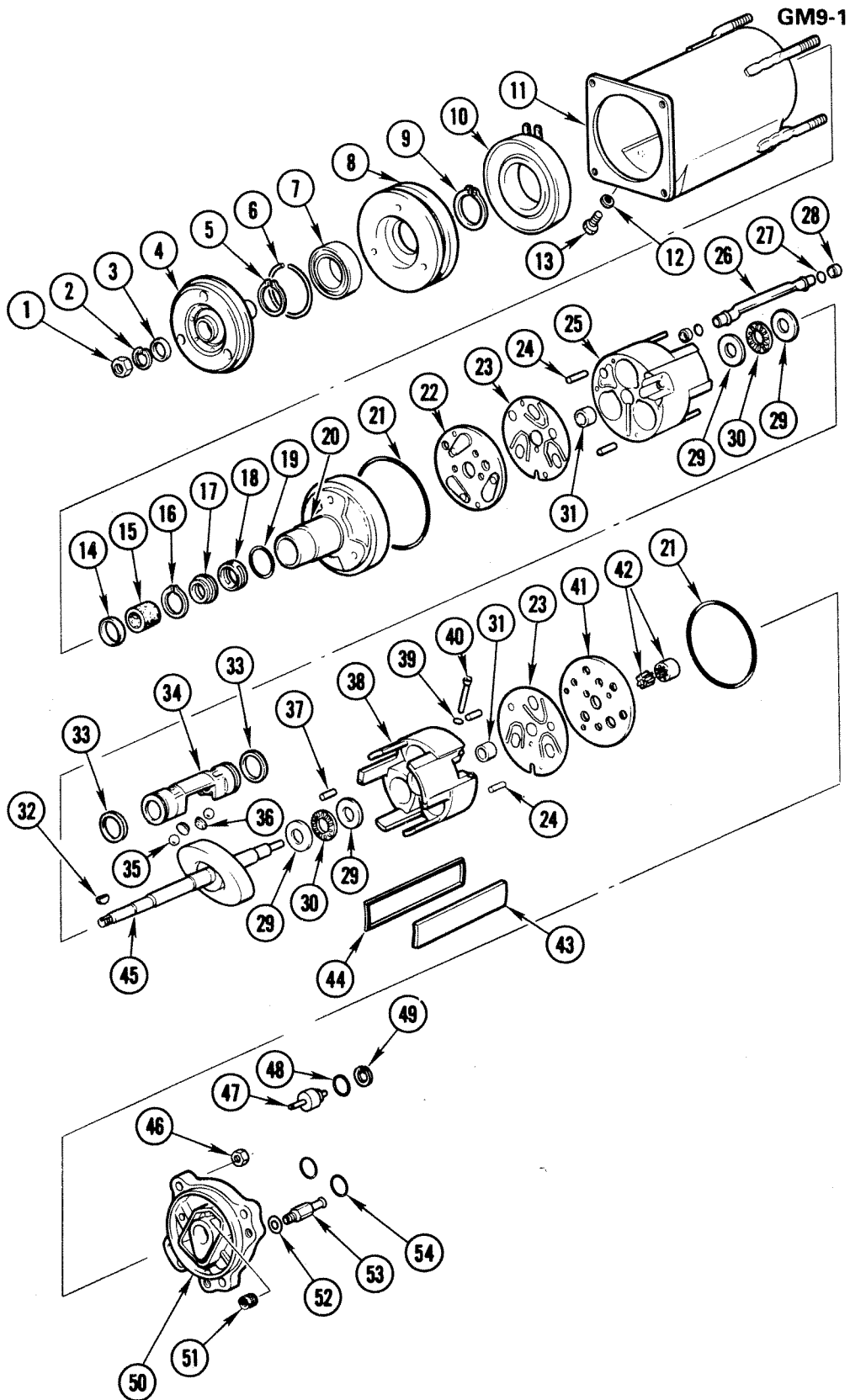


GM9-2

1976-82 RADIAL 4 CYLINDER AIR CONDITIONING COMPRESSOR

1. SCREW, Pulley Rim Mounting	9.180	16. O-RING, Relief Valve (Part of #15)(*1)	N.S.
2. WASHER, Pulley Rim Mt Scr	9.180	17. CYLINDER, W/Shaft, Cmpr	9.170
3. PULLEY, Cmpr (4.6 Dia)	9.180	18. WASHER KIT, Thrust Compressor	9.170
4. COIL, W/Hsg	9.186	19. O RING KIT, Cmpr	9.170
5. BEARING, Pulley Rotor	9.181	20. SHELL ASM, Compressor	9.170
6. ROTOR, W/Brg Cmpr	9.172	21. SEAL, Frt Hd to Cyl(*1)	9.172
7. RING, Brg to Frt Hd Ret	9.172	22. BEARING, Front Hd Main	9.172
8. CLUTCH, Cmpr Drive	9.188	23. HEAD, W/Brg, Frt	9.174
9. KEY, Dr Hub to Dr Shf	9.188	24. SEAL, Seat "O" Ring (Included W/item 26)	N.S.
10. NUT, Drive Shaft Pulley	9.181	25. RING, Seal Seat Retainer	9.175
11. CAP, Thermal Switch Protective	N.S.	26. SEAL KIT, Compressor Shaft	9.170
12. RETAINER, Rr Cmpr Hd Sw	9.172	27. SCREW, W/Washer Asm, Front Head Mounting	N.S.
13. SWITCH, Hi Pressure Cutoff	9.172	28. PLATE, Vlv	9.172
14. O RING, Switch(*1)	9.172	29. RING, Valve Plate Retaining	9.172
15. VALVE, Compressor Pressure Relief (Incl #16)	9.178	30. SEAL, Suction Disch Ports(*1)	9.226

NOTE 1: Also part of "O"Ring kit 9956746



GM9-1

1962-76 AXIAL 6 CYLINDER AIR CONDITIONING COMPRESSOR

1962-76 AXIAL 6 CYLINDER AIR CONDITIONING COMPRESSOR

1. NUT, Drive Shaft(*1)	9.181
2. RING, Drive Shaft Hub Retaining(*2)	9.175
3. SPACER, Drive Shaft Hub to Nut	9.181
4. PLATE, Compressor Clutch W/Hub	9.188
5. RING, Bearing to Head Ret(*2)	9.181
6. RING, Bearing to Pulley Hub Ret	9.181
7. BEARING, Pulley	9.181
8. PULLEY, Compressor	9.180
9. RING, Coil & Housing Retainer	9.175
10. COIL, Compressor Clutch W/Housing	9.186
11. SHELL, Compressor (Incl #12 & 13)	9.170
12. GASKET, Oil Filler Screw	9.177
13. SCREW, Oil Filler	9.177
14. RETAINER, Seal(*3)	9.175
15. SEAL, Sleeve (Felt)(*3)	9.175
16. RING, Seal Seat Retainer(*3)	9.172
17. SEAL, Felt Sleeve Retainer(*3)	N.S.
18. SEAL, Felt Sleeve(*3)	N.S.
19. RING, Seal Seat(*3,4)	N.S.
20. HEAD, Cylinder Front	9.174
21. SEAL, Head "O" Ring(*3)	N.S.
22. VALVE PLATE, Front Discharge W/Vlv	9.172
23. VALVE, Suction Reed	9.172
24. PIN, Cylinder Locator(*5)	9.178
25. CYLINDER, Front (Part of Cylinder Asm)	9.170
26. TUBE KIT, Discharge(*4)	N.S.
27. RING, Discharge Tube(*3)	N.S.
28. BUSHING, Discharge Tube(*4)	9.172
29. RACE, Wobble Plate Thrust Bearing (Selective)	9.172
30. BEARING, Wobble Plate Thrust	9.172
31. BEARING, Main Shaft (Part of Cylinder Asm)	9.172
32. KEY, Clutch Hub	9.188
33. RING, Piston	9.172
34. PISTON, Compressor	9.172
35. BALL, Piston Drive	9.172
36. SEAT, Piston Ball Drive (Selective)	9.172
37. PIN, Head Locator	9.178
38. CYLINDER, Rear (Part of Cylinder)	9.170
39. "O" RING, Oil Inlet Tube(*3)	9.172
40. TUBE, Oil Pump Suction	9.172
41. VALVE PLATE, Rear Discharge W/Vlv	9.172
42. PUMP KIT, Inner & Outer Rotors	9.172
43. COVER, Manifold Suction Crossover Passage (Incl #44)(*3)	9.172
44. SEAL, Manifold Suction Cover(*3)	N.S.
45. SHAFT, Compressor W/Wobble Plate	9.170
46. NUT KIT, Cylinder Head (7/16"-20)(*1)	9.170
47. SWITCH, Superheat(*6)	N.S.
SWITCH, Pressure(*7)	N.S.
48. RING, Superheat Switch(*6)	9.172
49. RETAINER, Ring(*6)	9.172
50. HEAD, Cylinder Rear	9.174
51. SCREEN, Suction Freon Inlet	9.172
52. GASKET, Pressure Relief Valve (Part of #53)	N.S.
53. VALVE, Pressure Relief	9.178
54. "O" RING, Suction Discharge Part(*3)	9.172

NOTE 1: NUT KIT, Drive Shaft & Head-Group 9.170.

NOTE 2: RETAINING RING KIT-Group 9.172

NOTE 3: SEAL KIT, Cmpr.-Group 9.170.

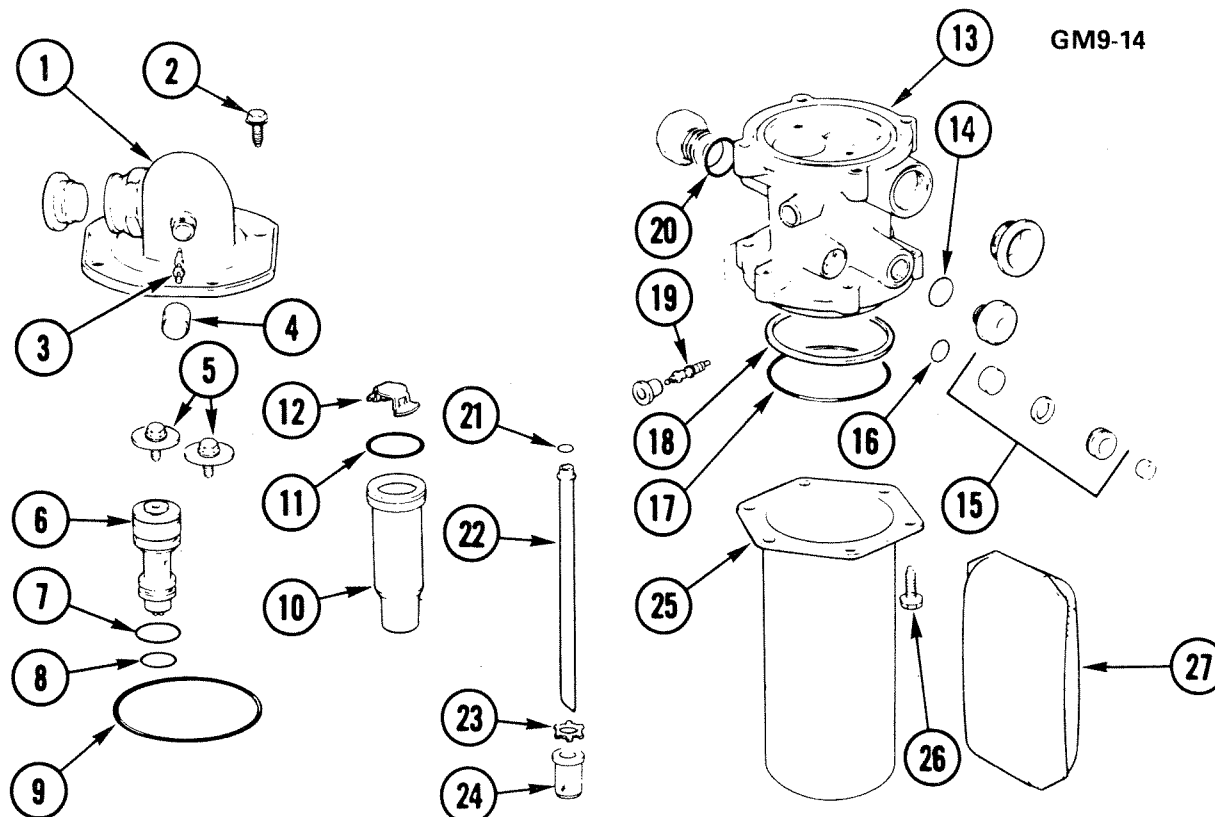
NOTE 4: TUBE KIT, Manifold Discharge-Group 9.172.

NOTE 5: PIN KIT Cylinder Locator-Group 9.178.

NOTE 6: SWITCH KIT, Superheat-Group 9.172

NOTE 7: SWITCH KIT, High Side Pressure-Group 9.172.

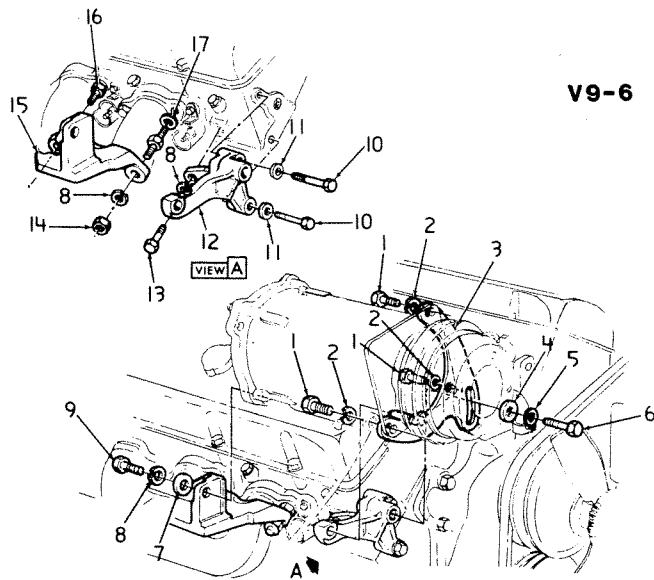
GM9-14



GM9-14

1973-77 VALVES IN RECEIVER (VIR)

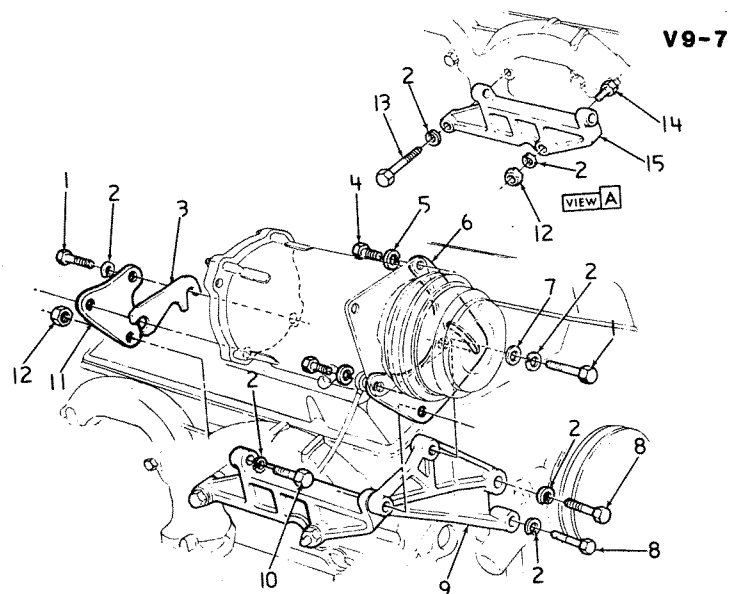
1. SHELL, Inlet Conn	9.195
2. SCREW, Inlet Conn	9.195
3. VALVE, Evap Core	9.177
4. CAP, Charge Valve	9.198
5. SCREW, W/Washer Valve Capsule Retaining	9.214
6. VALVE, Expn Cap Kit	9.213
7. "O" RING, Expn Valve	9.214
8. "O" RING, Expn Valve Lwr	9.214
9. "O" RING, Inlet Conn Shell to Valve	9.196
10. VALVE ASM, POA Suction Throttling	9.198
11. "O" RING, POA Valve	9.196
12. BAFFLE, POA Valve	9.198
13. HOUSING, Expan Valve W/Sight Glass & "O" Rings	9.195
14. "O" RING, Evap Inlet Line	9.214
15. SIGHT GLASS KIT	9.202
16. "O" RING, Sightglass to Housing	9.202
17. "O" RING, Expan Valve Housing to Rec Shell-Lwr	9.196
18. "O" RING, Expan Valve Housing to Rec Shell-Upr	9.196
19. CORE, Valve Liquid Bleed	9.198
20. "O" RING, Evap Outlet Conn to VIR	9.214
21. "O" RING, Evap Pick-Up Tube Line Conn	9.196
22. TUBE KIT, Pick-Up	9.195
23. RING, Pick-Up Tube Retaining	9.195
24. SCREEN, Pick-Up Tube	9.195
25. SHELL, Receiver	9.195
26. SCREW, Receiver Shell	9.195
27. DESICCANT, Evap Dryer	9.195



V9-6

1968-74 "Y" 454 V8 AIR CONDITIONING COMPRESSOR MOUNTING

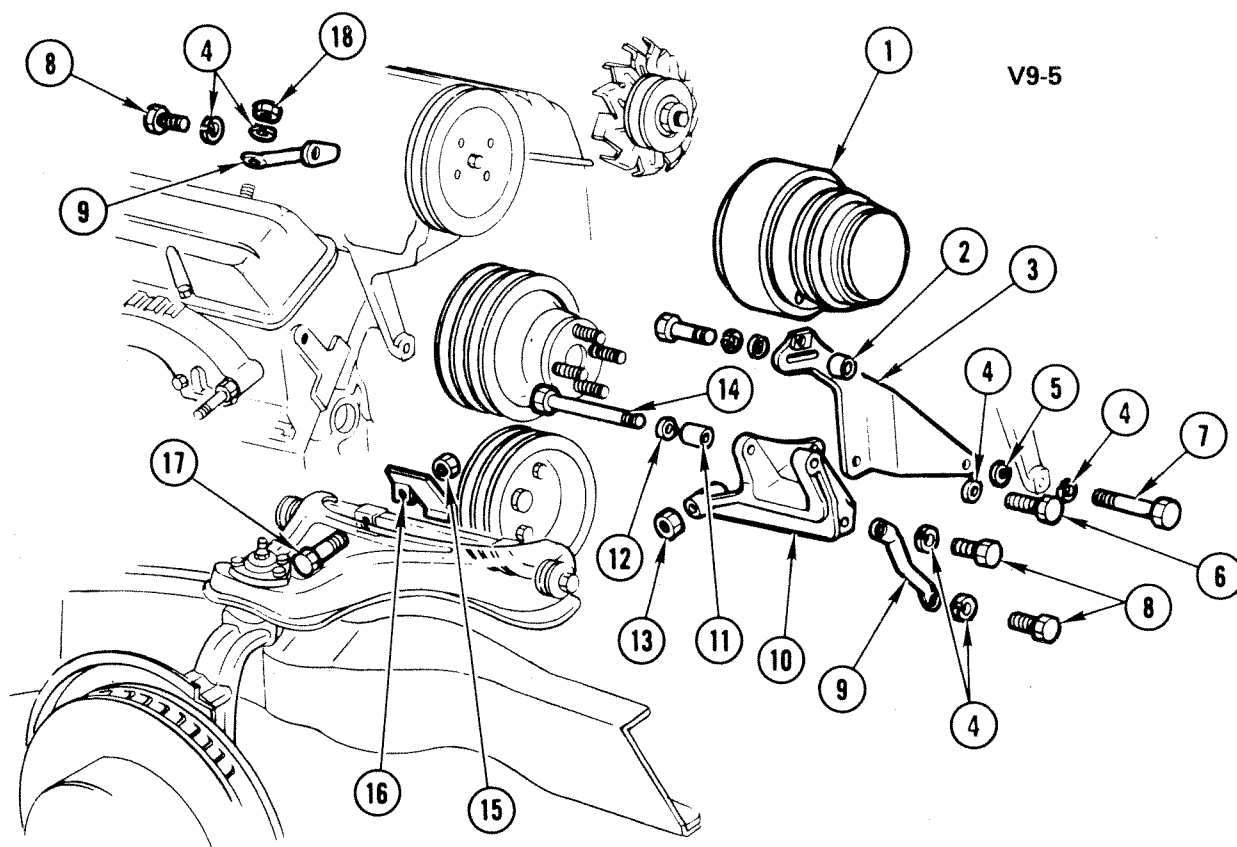
1. BOLT (3/4")	8.900
2. WASHER (5/16")	8.931
3. SUPPORT ASM	9.171
4. WASHER (1/2")	8.929
5. WASHER	8.931
6. BOLT (1/2"-13 x 1 1/2")	8.900
7. WASHER (3/8" x 3/4" x 1/8")	8.929
8. WASHER (3/8")	8.931
9. BOLT (3/8"-16 x 1 1/4")	8.900
10. BOLT (7/16"-14 x 2 1/2")	8.900
11. WASHER (7/16")	8.931
12. BRACKET, Front	9.171
13. BOLT	8.900
14. NUT	8.916
15. BRACKET, Rear	9.171
16. STUD	3.275
17. WASHER (3/8")	8.929



V9-7

1964-76 "Y" V8 AIR CONDITIONING AXIAL COMPRESSOR MOUNTING (327, 350)

1. BOLT (3/8"-16 x 1")	8.900
2. WASHER (3/8")	8.931
3. SHIM	9.171
4. BOLT (3/8")	8.900
5. WASHER (5/16")	8.931
6. BRACKET, Frt	9.171
7. WASHER (13/32" x 3/4" x 3/16")	8.929
8. BOLT (3/8"-16 x 3 1/2")	8.900
9. SUPPORT, Frt	9.171
10. BOLT (3/8"-16 x 1 1/4")	8.900
11. BRACKET, Rear	9.171
12. NUT (3/8"-16)	8.917
13. BOLT	3.275
14. STUD	3.275
15. SUPPORT, Rear	9.171

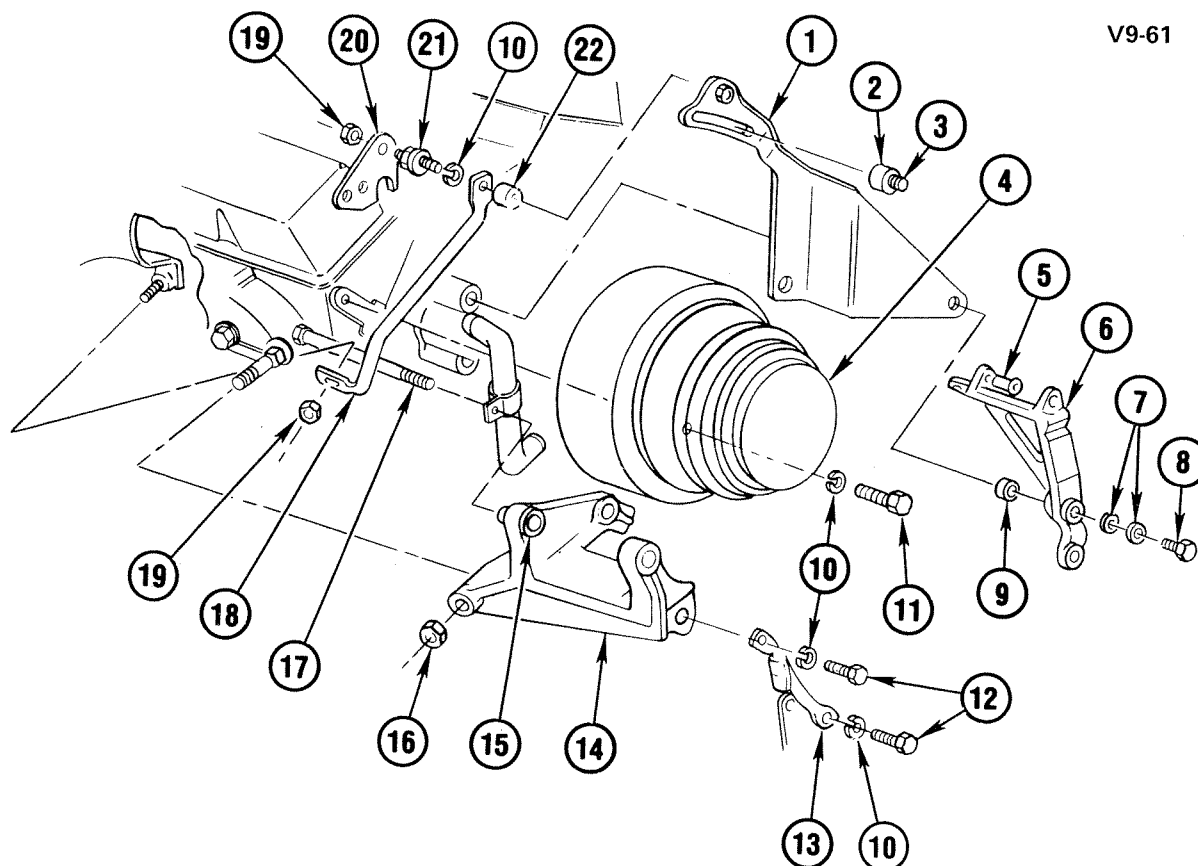


V9-5

1976-81 "Y" AIR CONDITIONING RADIAL COMPRESSOR MOUNTING

1. COMPRESSOR ASM	9.170
2. SPACER, A/C Compressor	9.171
3. BRACKET ASM	9.171
4. WASHER (3/8")	8.931
5. SPACER, Bracket	2.277
6. BOLT (3/8"-16 x 1 1/4")	8.900
7. BOLT (3/8"-16 x 2 1/8")	8.900
8. BOLT (3/8"-16 x 7/8")	8.900
9. BRACE, A/C Compressor	9.171
10. SUPPORT, A/C Compressor	9.171
11. SPACER, Cut as Req)	2.277
12. WASHER (3/8")	8.920
13. NUT (3/8")	8.917
14. BOLT (3/8"-16 x 1/4")	8.900
15. NUT (7/16")	8.915
16. GUIDE, A/C Belt	9.181
17. BOLT (7/16"-14 x 2 1/2")	6.178
18. NUT (3/8")	8.915

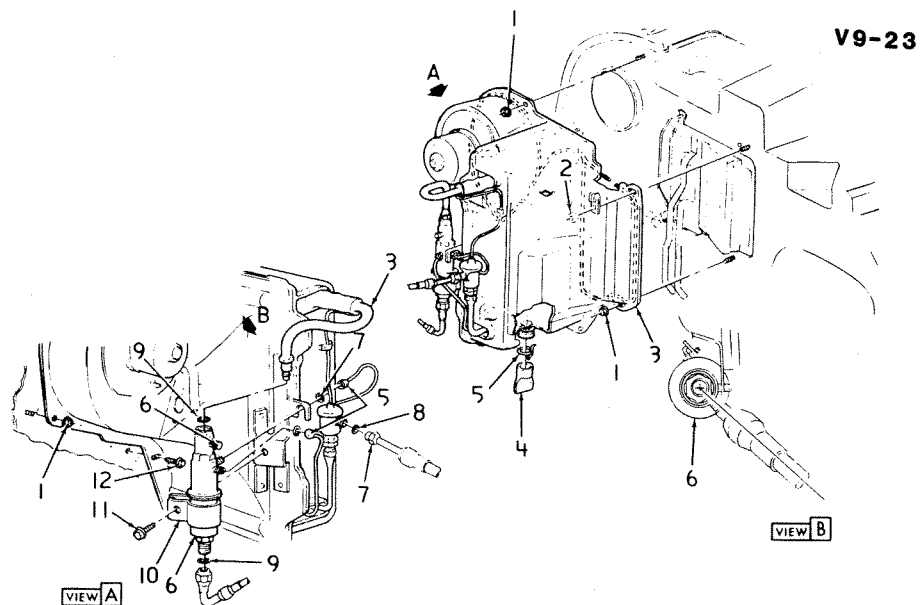
V9-61



V9-61

1982 "Y" COMPRESSOR MOUNTING

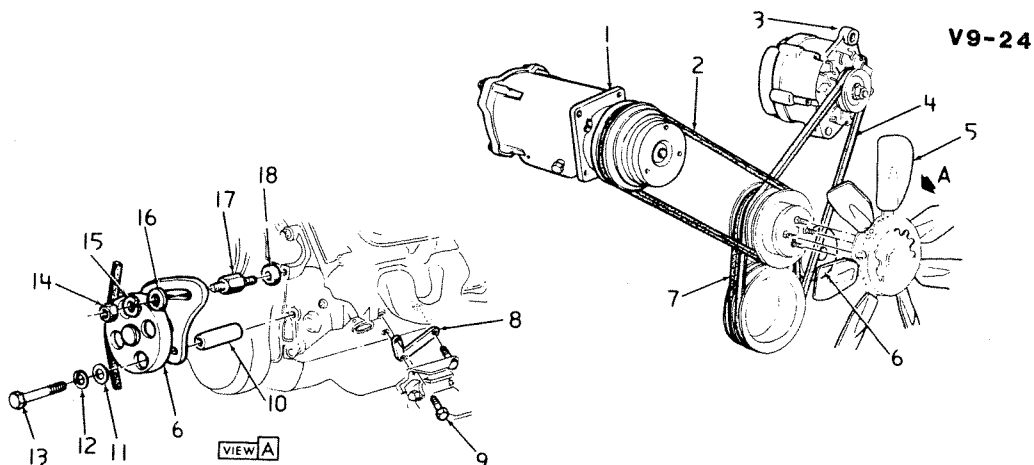
1.	9.171	BRACKET, Cmpr	14015524
2.	9.171	SPACER, Cmpr (6.897)	3820389
3.	8.900	BOLT, Hex (M12 x 1.75 x 40)	
4.	9.170	COMPRESSOR, Radial Complete	12300273
5.	3.655	SLEEVE, Air Inj Pump Brkt (2.277)	14001805
6.	3.655	BRACKET, Air Inj Pump	14037668
7.	8.931	WASHER, Lk (3/8")	
8.	8.900	BOLT, Hex (3/8"-16 x 3 3/4")	
9.	3.655	SPACER, Air Inj Pump Bracket (2.277)	336028
10.	8.931	WASHER, Lk (#10)	
11.	8.900	BOLT, Hex (3/8"-16 x 1 1/4")	
12.	8.900	BOLT, Hex (3/8"-16 x 7/8")	
13.	9.171	BRACE, Cmpr Frt	461304
14.	9.171	SUPPORT, Cmpr	14015523
15.	8.929	WASHER, Flat	
16.	8.917	NUT, Lk (3/8"-16)	
17.	8.900	BOLT, Hex (M10 x 1.5 x 115)	
18.	9.171	BRACE, Cmpr Rr	14037661
19.	8.917	NUT, Hex (3/8"-16)	
20.	3.671	BRACKET, Air Inj Sw Vlv	14037665
21.	9.171	STUD, Cmpr (3/8"-16 x 2 1/8")	14037662
22.	9.181	SPACER, A.C. Cmpr (3.665)	3877600



V9-23

1968-72 "Y" A/C EVAPORATOR & REFRIGERANT CONTORL VALVE

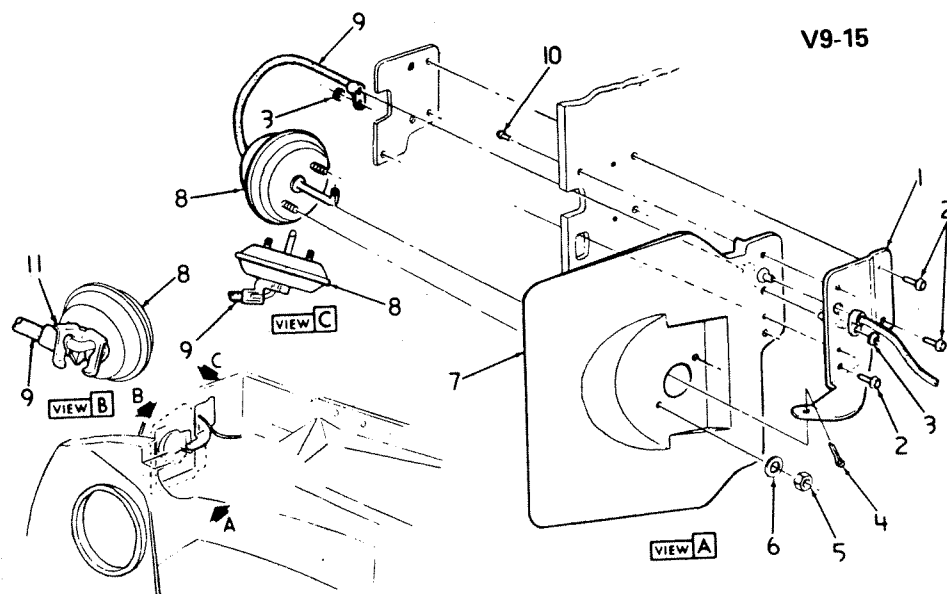
1. NUT	8.915
2. NUT (1/4"-20)	8.915
3. EVAPORATOR AND BLOWER ASM	N.S.
4. TUBE, A/C Blower & Evap Drain	9.211
5. CLAMP, Blower & Evap Drain	1.166
6. VALVE ASM, A/C Refrig Control	9.198
7. TUBE, Cont Vlv Otlft	9.222
8. GASKET, "O" Ring	9.211
9. GASKET, "O" Ring	9.211
10. BRACKET	8.196
11. SCREW (1/4"-14 x 5/8")	8.977
12. SCREW (1/4"-14 x 1")	8.977



V9-24

1968-74 "Y" A/C COMPRESSOR, FAN, BELTS AND PULLEYS (427, 454)

1. COMPRESSOR ASM	N.S.
2. BELT	1.066
3. GENERATOR ASM	2.275
4. BELT	1.066
5. BLADE ASM	1.064
6. PULLEY ASM	1.062
7. BELT	1.066
8. SHIM	0.002
9. BOLT (3/8"-16 x 1")	8.900
10. SPACER	1.060
11. WASHER (15/32" x 7/8")	8.929
12. WASHER (7/16")	8.931
13. BOLT (7/16"-14 x 3 1/4")	8.900
14. NUT	8.915
15. WASHER (3/8")	8.931
16. WASHER	8.929
17. STUD	1.073
18. SPACER	1.060

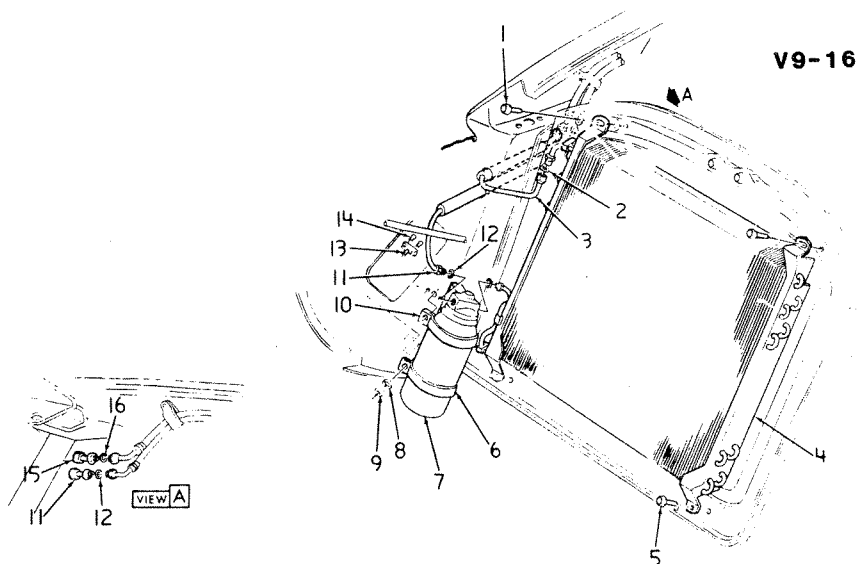


V9-15

V9-15

1969-75 "Y" AIR CONDITIONING PLENUM VALVE

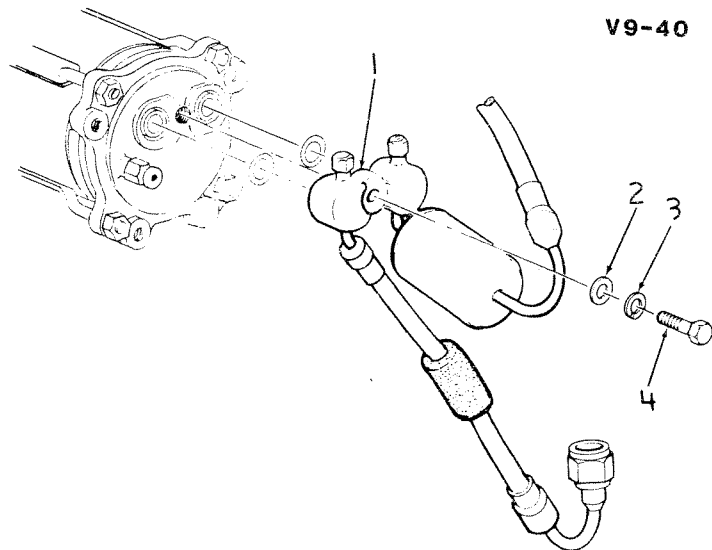
1. BRACKET, Air Inlet	9.786
2. SCREW (#10-16 x 5/8")	8.977
3. NUT (5/32")	8.921
4. PIN, Cotter (1/16" x 1/2")	8.938
5. NUT (#10-32)	8.915
6. WASHER	8.931
7. VALVE, Air Inlet Plenum	9.782
8. ACTUATOR ASM, A/C Air Inlet Plenum	9.280
9. HOSE, Air Inlet Plenum Valve Actuator to Valve	9.281
10. RIVET	8.967
11. CLIP	N.S.



V9-16

1969-72 AIR CONDITIONING CONDENSER, RECEIVER AND DEHYDRATOR

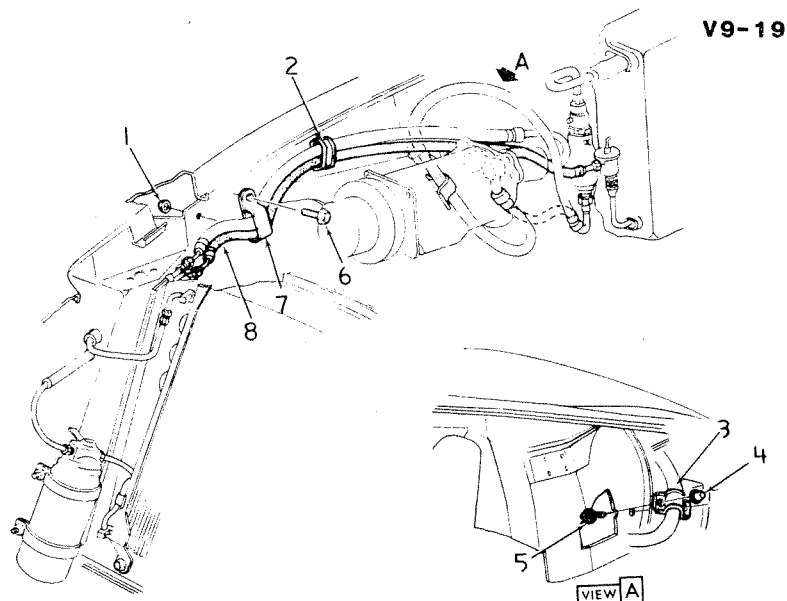
1. BOLT (5/16"-18 x 1 5/8")	8.900
2. GASKET, "O" Ring	9.214
3. TUBING, Cut from Bulk	8.964
4. CONDENSER ASM, Refrigerant	9.190
5. SCREW (1/4"-14 x 3/4")	8.977
6. BRACKET, Receiver Mtg Lower	9.196
7. RECEIVER, Dehydrator Asm Refrigerant	9.195
8. WASHER (1/4")	8.931
9. NUT (1/4"-20)	8.915
10. BRACKET ASM, Receiver Mtg Upper	9.196
11. TUBING	8.964
FITTING	8.963
12. GASKET, A/C Recr & Valve Inlet Hose	9.211
13. BRACKET, Rcvr Dehyd	8.857
14. RIVET (3/16" x 7/16")	8.967
15. TUBING	8.964
FITTING	8.963
16. GASKET, "O" Ring (7/16" x 9/16" OD)	9.214



V9-40

1968-74 "Y" AIR CONDITIONING FITTING AND MUFFLER ASM.

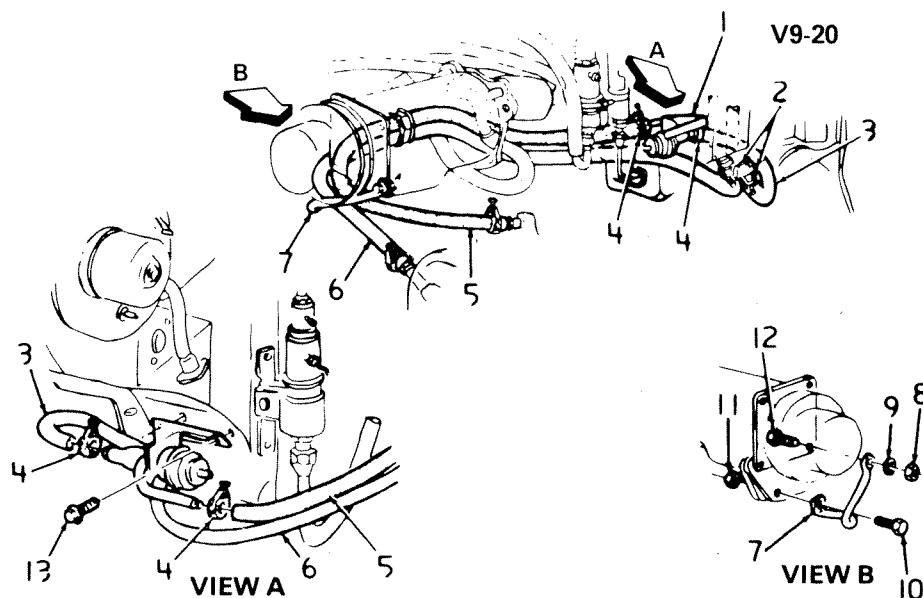
1. FITTING ASM, W/Muffler	9.226	3. WASHER (3/8")	8.931
2. WASHER (13/32" x 13/16" x 5/64") .	8.929	4. BOLT (3/8"-24 x 1 3/8")	8.900



V9-19

1968-72 "Y" AIR CONDITIONING REFRIGERANT HOSES

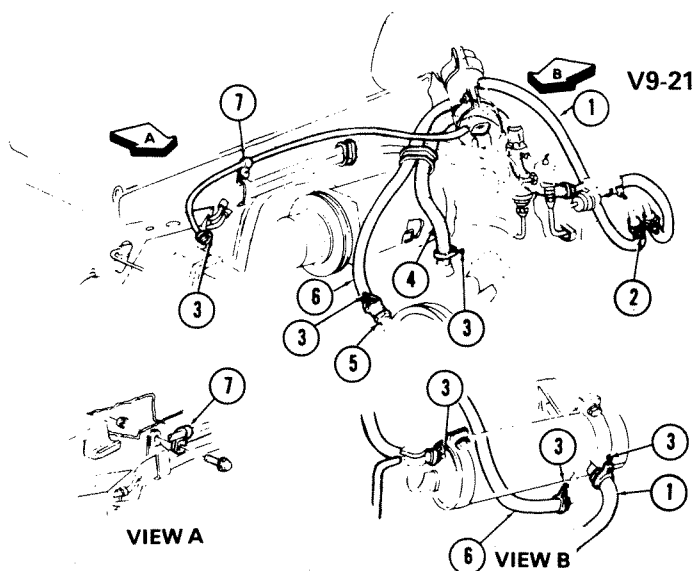
1. NUT (1/2"-20)	8.915	4. PLUG, Ftg & Muff Hose Clamp	N.S.
2. CLIP	8.950	5. SCREW (1/4"-14 x 3/4")	8.977
3. CLAMP, A/C Refrig Cont Valve to		6. BOLT (1/2"-20 x 11/16")	8.900
Compr	9.242	7. CLIP	8.950
		8. TUBE ASM	9.220



V9-20

1968-73 "Y" AIR CONDITIONING HOSES & WATER VALVE

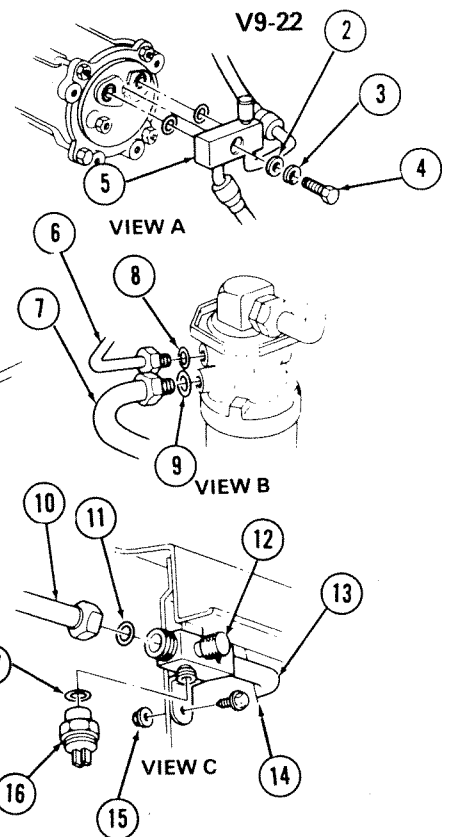
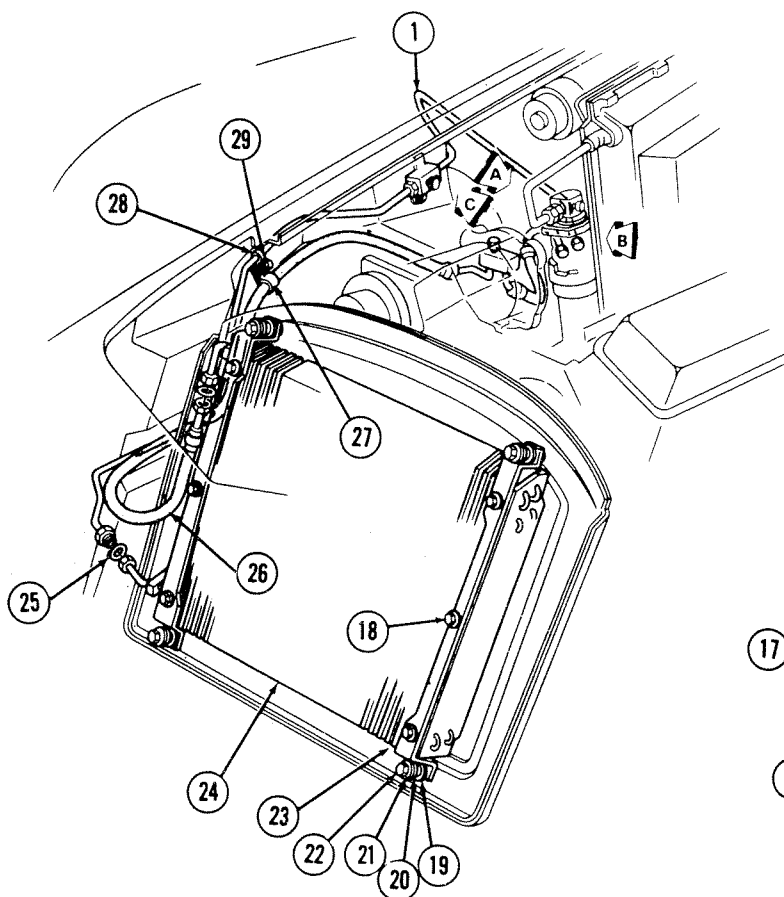
1. VALVE ASM, Htr & A/C Water Valve	9.795	7. CLIP, Htr Hose to Compressor Fitting	9.242
2. CLAMP (11/16" x 1 1/4")	1.166	8. NUT (5/16"-24)	8.917
3. HOSE, Cut as Req)	8.962	9. WASHER (5/16")	8.931
4. CLAMP, Adj Strap	1.166	10. BOLT	8.900
5. HOSE, Cut as Req)	8.962	11. NUT (3/8"-16)	8.917
6. HOSE, Cut as Req)	8.962	12. BOLT (5/16"-24 x 1 1/4")	8.900
		13. SCREW (#10-16 x 5/8")	8.977



V9-21

1969-74 "Y" AIR CONDITIONING AND HEATER HOSE

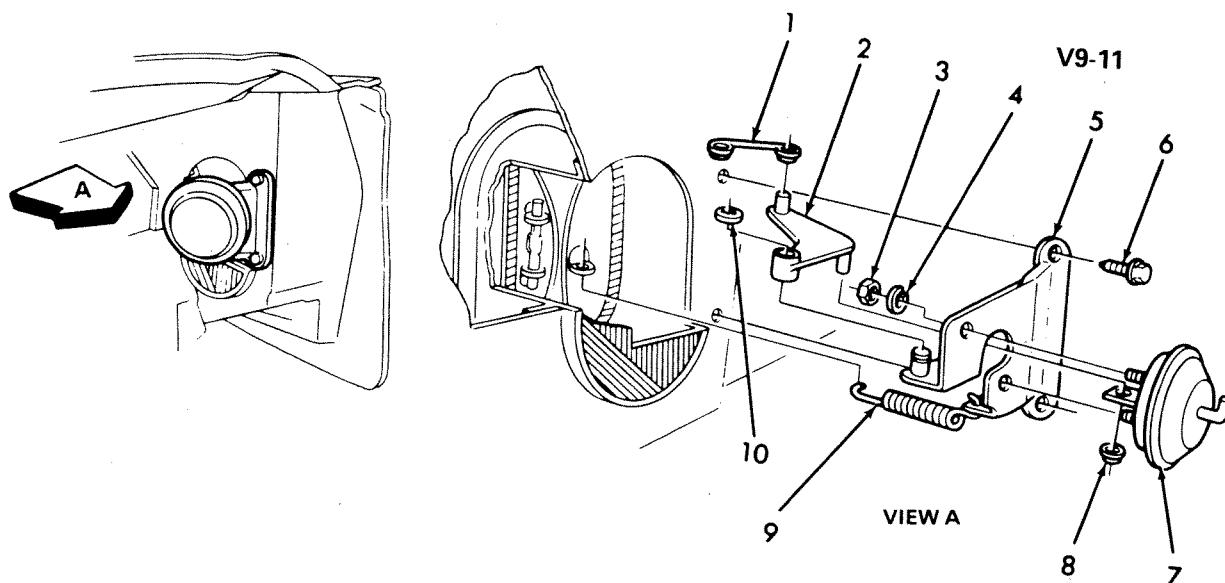
1. HOSE, Cut as Req)	8.962	4. HOSE, Cut as Req)	8.962
2. CLAMP (11/16" x 1 1/4")	1.166	5. NIPPLE (2 25/32" OL)	8.866
3. CLAMP, Adj Strap	1.166	6. HOSE, Cut as Req)	8.962
		7. CLIP (5/8")	8.950



V9-22

1974-82 "Y" AIR CONDITIONING HOSE ROUTING

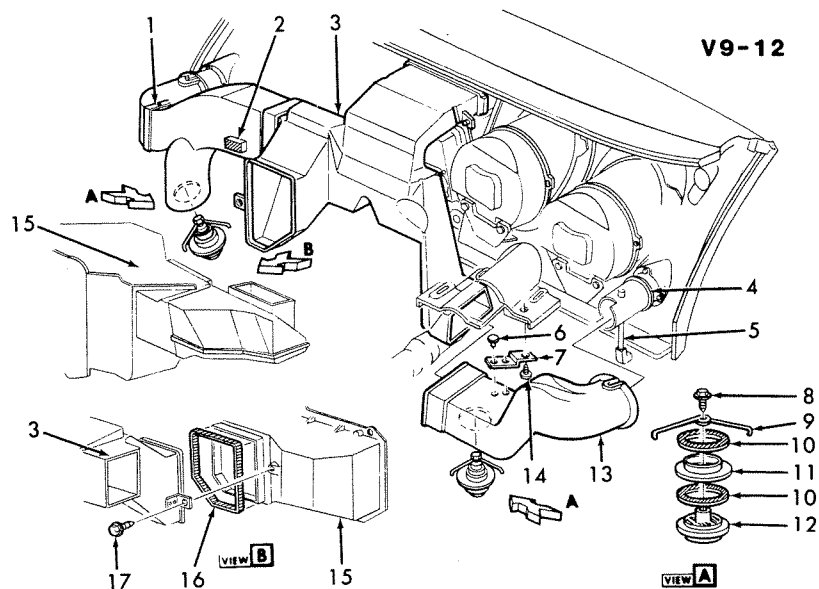
1. TUBE ASM, Blower and Evaporator Inlet	9.220	15. NUT	8.915
2. WASHER (13/32" x 13/16" x 5/64")	8.929	16. SWITCH ASM, Cmpr Cut off Pressure	9.275
3. WASHER (3/8")	8.931	17. GASKET, "O" Ring (5/16" ID)	9.211
4. BOLTS (3/8"-24 x 1 3/8")	8.900	18. SCREW, Condenser Brkt	9.190
5. FITTING ASM, Compressor	9.226	19. SLEEVE KIT W/BSHG, Condenser	9.190
6. TUBE ASM, Blo and Evap Inl	9.220	20. BUSHING, Condenser	9.190
7. FITTING ASM, Compressor	9.226	21. WASHER (1/4")	8.929
8. GASKET, "O" Ring (5/16" OD)	9.211	22. SCREW, Hex Hd (1/4"-14 x 1")	8.977
9. GASKET, "O" Ring (11/16" OD)	9.211	23. BRACKET, Condenser	9.190
10. TUBE ASM, Outlet	9.220	24. CONDENSER ASM, A/C	9.190
11. GASKET, "O" Ring (5/16" OD)	9.211	25. GASKET, "O" Ring (5/16" ID)	9.211
12. CAP ASM, Receiver Inlet	9.198	26. FITTING ASM, Compressor	9.226
13. TUBE, Blower Evaporator Inlet	9.220	27. CLIP, Special	3.680
14. SCREW (#10-24)	8.977	28. CLAMP, (3/8" x 11/32")	6.672
		29. NUT (1/4"-20)	9.782
			BOLT (1/4"-20 x 3/4") 8.900



V9-11

1968-75 "Y" AIR CONDITIONING SIDE SHROUD VACUUM CONTROL

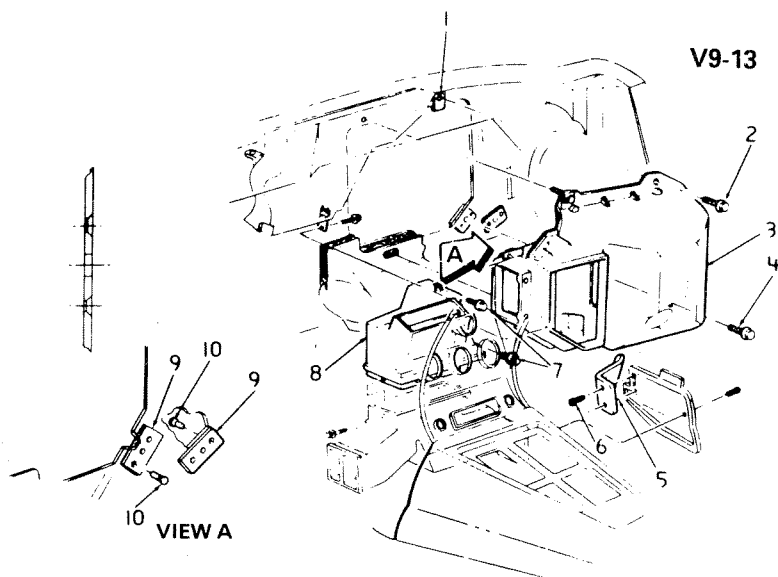
1. LINK, A/C Air Inlet Side Shroud Vac Actuator	9.786
2. ARM, A/C Air Inlet Side Shroud	9.786
3. NUT (#10-32)	8.915
4. WASHER (#10)	8.932
5. BRACKET, A/C Air Inlet Side Shroud Vacuum Actuator	9.786
6. SCREW (1/4"-14 x 5/8")	8.977
7. ACTUATOR ASM, Air Inlet Side Shroud Vacuum	9.789
8. NUT, Push On	8.921
9. SPRING, Air Inlet Side Shroud Vacuum Control	9.789
10. RING (5/16")	8.934



V9-12

1968-75 "Y" AIR CONDITIONING SIDE OUTLET DUCTS

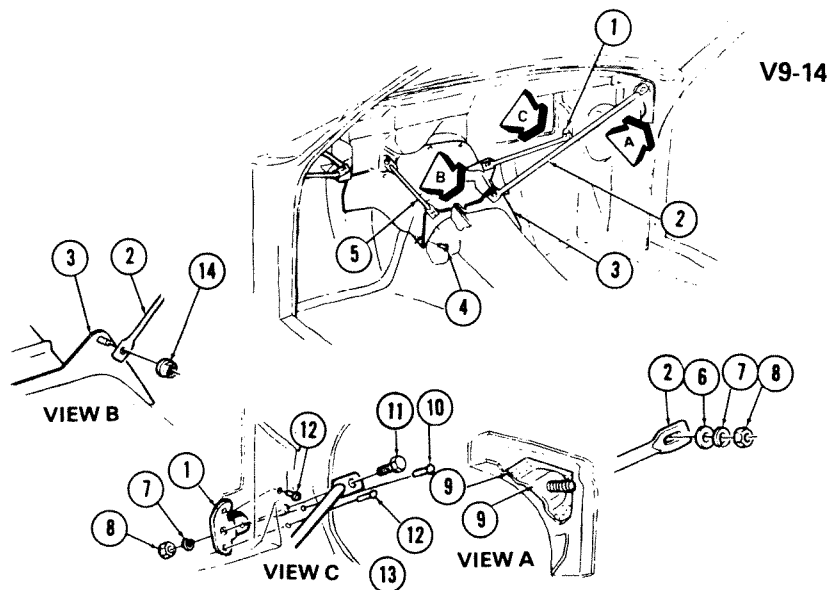
1. DUCT ASM, Air Side Outlet-Right	9.262
2. SPACER, Air Side Outlet Duct	9.215
3. OUTLET, Air Flow	9.262
4. ADAPTER, Air Side Outlet Deflector	9.786
5. SHAFT ASM	9.786
6. RIVET	8.997
7. BRACKET	N.S.
8. SCREW (#8-18 x 3/8")	8.977
9. RETAINER, Evap Air Side Outlet Deflector	9.786
10. FELT, A/C Air Dist Duct Deflector (AR)	9.786
11. ADAPTER, A/C Evap Air Side Outlet Deflector	9.262
12. DEFLECTOR, A/C Air Dist Duct Deflector	9.786
13. DUCT ASM, Air Side Outlet	9.262
14. SCREW (#10-24 x 1/2")	8.977
15. SELECTOR ASM	N.S.
16. SEAL, Air Dist Duct Center (1/2" x 1/2")	9.262
17. SCREW (#10-16 x 5/8")	8.977



V9-13

1968-75 "Y" AIR DISTRIBUTION SYSTEM

1. NUT, Radiator Shroud	1.276
2. SCREW (1/4"-14)	8.977
3. DUCT ASM	N.S.
4. SCREW (1/4"-14 x 1 1/4")	8.977
5. COVER, (Paint as Req)	14.655
6. SCREW (#8-18)	8.977
7. SCREW (#10-16)	8.977
8. DUCT ASM, Car Htr	9.786
9. PLATE, Air Sel Duct Mtg	8.857
10. RIVET	8.967

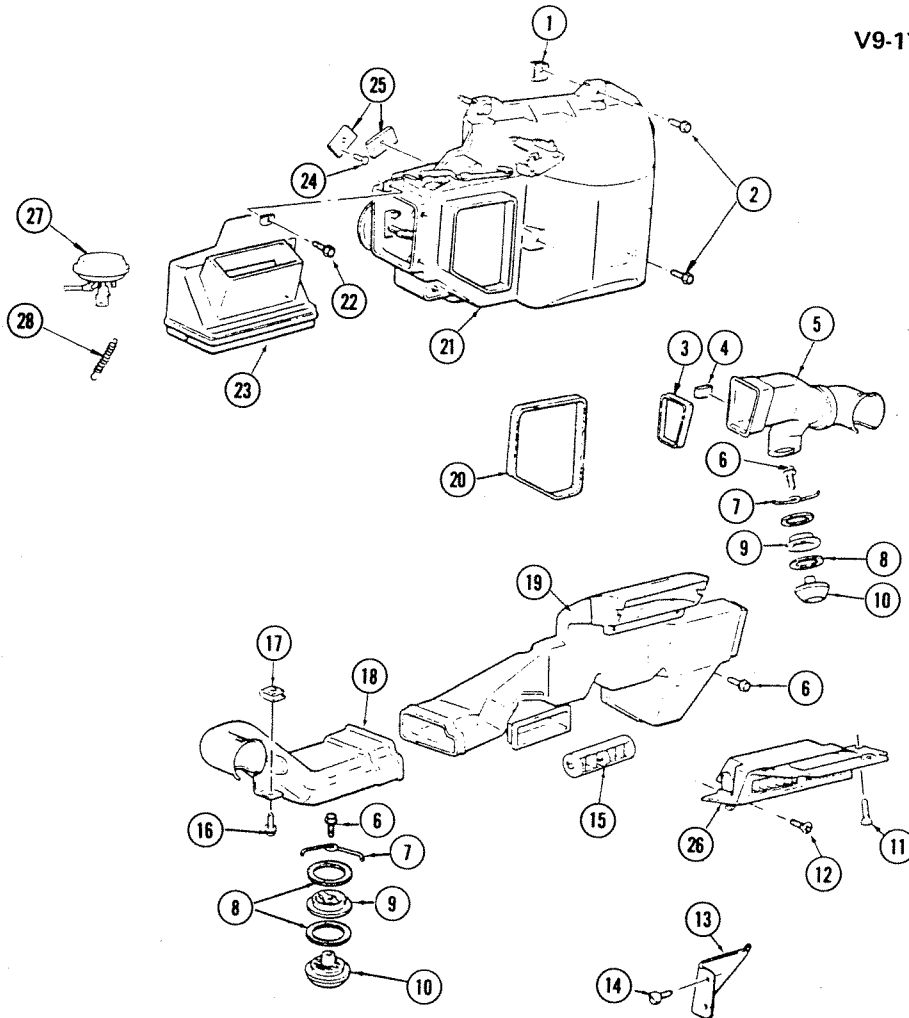


V9-14

1968-75 "Y" AIR CONDITIONING UNDER DASH BRACE RODS

1. PLATE, Underbody to Dash Pnl Brace	12.934
2. BRACE, Underbody to Body Hinge Plr Gusset	12.840
3. REINFORCEMENT ASM, W/B Tunnel Frt 3/32" Thick	10.240
4. RIVET	8.967
5. BRACE, Supt to Underbody	6.760
6. WASHER	8.929
7. WASHER (3/8")	8.931
8. NUT (3/8"-16)	8.915
9. PLATE, U/B to Body Hinge Pillar Gusset Brace	12.840
10. RIVET	8.967
11. BOLT (3/8"-16)	8.900
12. RIVET	8.967
13. BRACE, U/B to Dash Panel	10.240
14. NUT (3/8"-16)	8.915

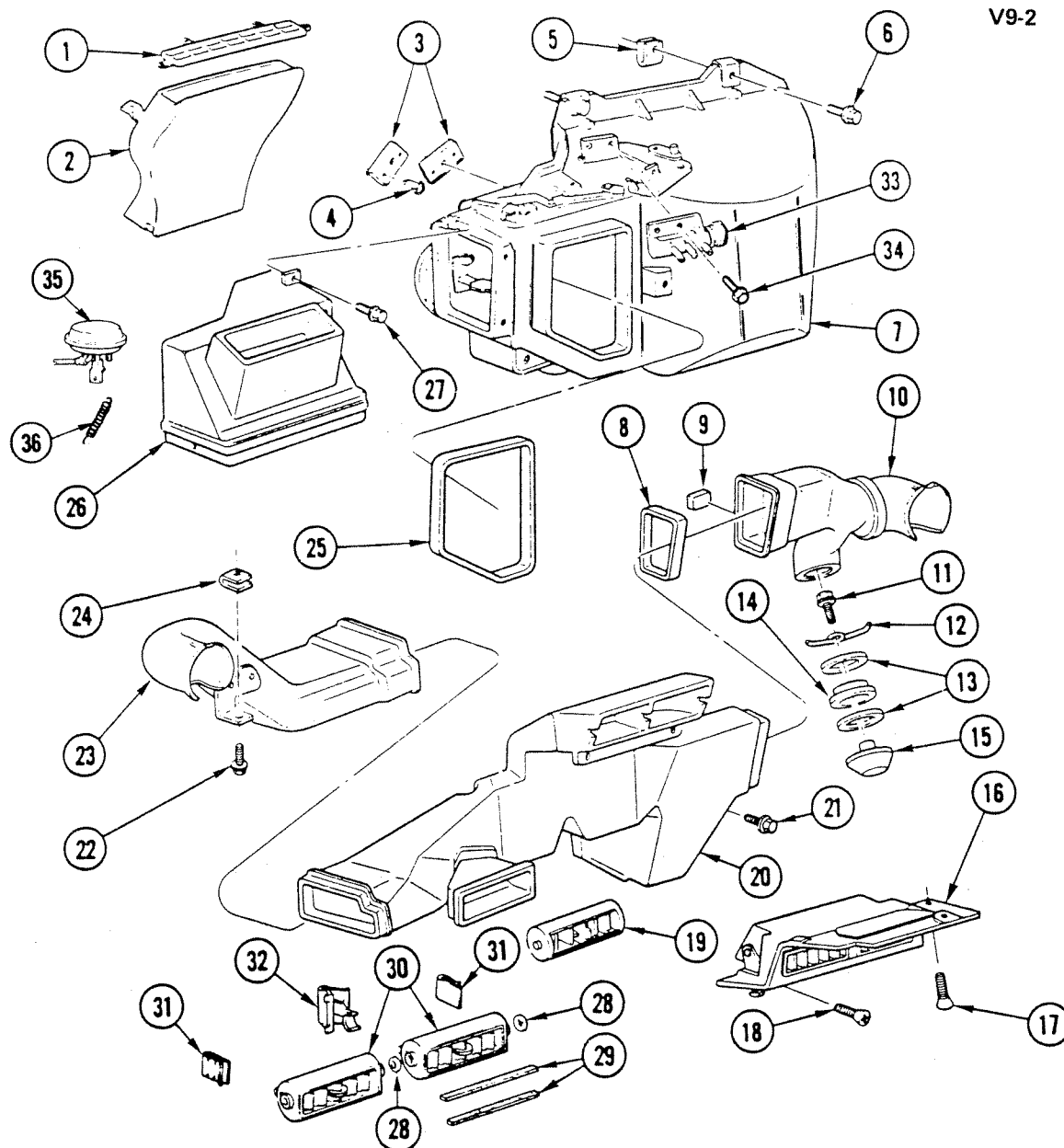
V9-17



V9-17

1969-75 "Y" AIR CONDITIONING AIR DISTRIBUTION SYSTEM

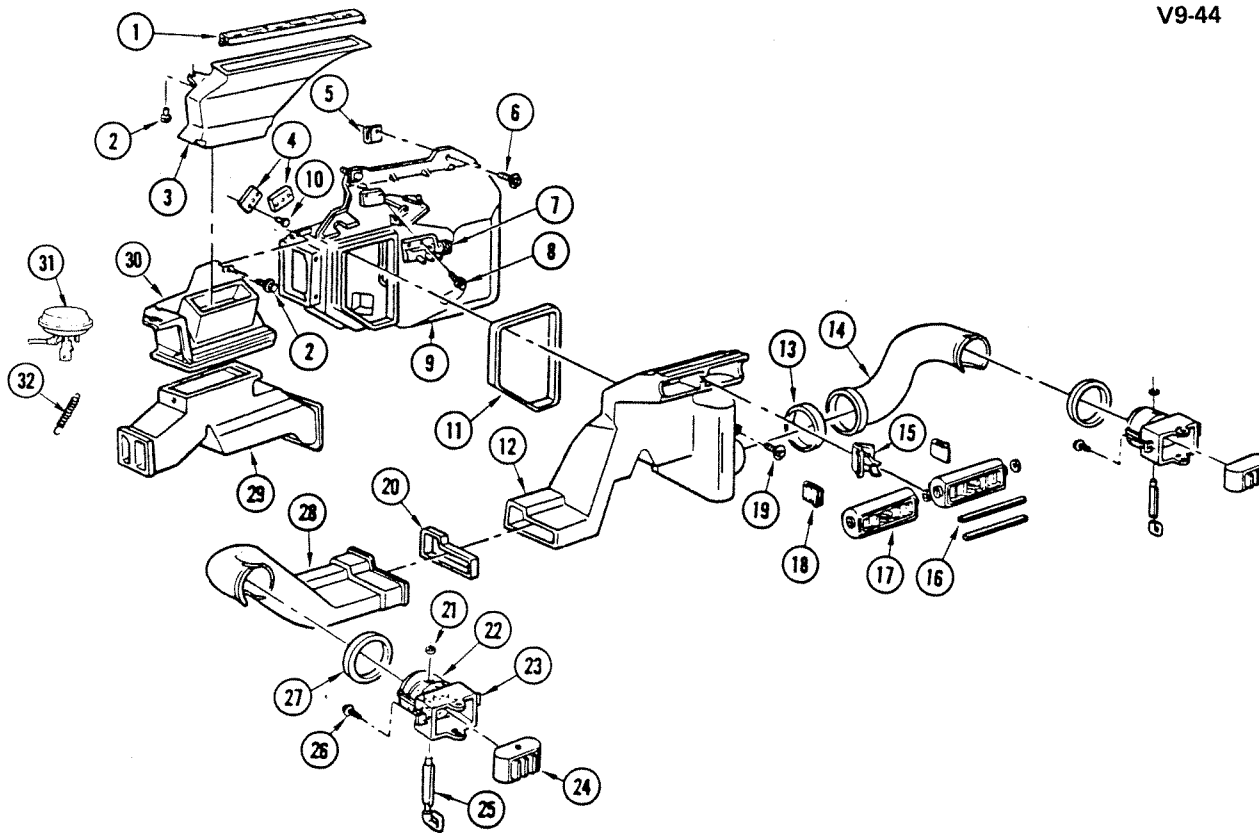
1. NUT, Rad Shroud	1.276	14. SCREW (#8-18 x 3/8")	8.977
2. SCREW, Evap, Blower and Seal (1/4"-14 x 1 1/4")	9.262	15. DEFLECTOR ASM, Lower Outlet Duct ..	9.262
3. SEAL, Air Side Outlet	9.262	16. SCREW (#10-16 x 1/2")	8.977
4. SPACER, Air Side Outlet Duct	9.215	17. NUT (#10-12)	8.921
5. DUCT ASM, Evap Air Side Outlet	9.262	18. DUCT ASM, Left, Air Side Outlet	9.262
6. SCREWS (#8-18 x 3/8")	8.977	19. OUTLET ASM, Air Dist Duct	9.262
7. RETAINER, Side Grille (1974-75)	9.264	20. SEAL, Air Distributor Duct Center (1/2" x 1/2" Thk)	9.262
8. FELT, Air Dist Duct Deflector (1974-75)	9.264	21. DUCT ASM, Heater & A/C Air	9.786
9. ADAPTER ASM, Air Dist Duct	9.262	22. SCREW (#10-16 x 5/8")	8.977
10. DEFLECTOR, Air Dist Duct Deflector (1974-75)	9.264	23. DUCT ASM, Heater Air Dist	9.786
11. SCREW, Oval (#8-32 x 5/8")	8.977	24. RIVET (1/8" x 5/16")	8.967
12. SCREW (#10-16 x 1/2")	8.977	25. PLATE, Air Sel Duct Mtg	8.857
13. COVER, Side Trim (Paint as Req)	14.655	26. BEZEL ASM, Air Dist Duct Center Outlet	9.743
		27. ACTUATOR, AIR DIST VAC	9.280
		28. SPRING, AIR DIST DUCT	9.786



V9-2

1976-78 "Y" AIR CONDITIONING AIR DISTRIBUTION SYSTEM

1. GRILLE, Outlet	9.779	19. DEFLECTOR, Air Lower Outlet Duct	9.262
2. DUCT, Htr, Defr Air Outlet	9.779	20. OUTLET, Air Dist Duct	9.262
3. PLATE, Duct Mtg	8.857	21. SCREW (#8-18 x 3/8")	8.977
4. RIVET, Duct Mtg Plate (3/16"-7/16")	N.S.	22. SCREW (#10-16 x 1/2")	8.977
5. NUT, Air Duct (1/4"-14)	1.276	23. DUCT ASM, Air Side Outlet-LH	9.262
6. SCREW, (1/4"-14 x 1/4")	9.262	24. NUT, Deflector (#10-12)	N.S.
7. DUCT ASM, Htr & Air	9.262	25. SEAL, Air Dist Duct Center	9.262
8. SEAL, A/C Evap Side Outlet Seal	9.262	26. DUCT, Htr Air Dist	9.786
9. SPACER, Air Side Outlet Duct	9.215	27. SCREW (#10-16 x 5/8")	8.977
10. DUCT ASM, Air Side Outlet-RH	9.262	28. SPACER, Felt Air Ctr Otlt (1977-78)	9.262
11. SCREW (#8-18 x 3/8")	8.977	29. SEAL, A/C Outlet (1977-78)	9.262
12. RETAINER, Side Grille	9.786	30. DEFLECTOR, A/C Ctr Otlt (1977-78)	9.262
13. FELT, Air Dist Duct Deflector	9.786	31. CLIP, A/C Air Duct (1977-78)	9.262
14. ADAPTER, Air Dist Duct	9.786	32. CLIP, A/C Ctr Outlet (1977-78)	9.264
15. DEFLECTOR, Air Dist Duct Deflector	9.786	33. SWITCH ASM, Htr Wat Shut-Off Vlv	8.852
16. BEZEL, Air Dist Duct, Center Outlet	9.262	34. SCREW & WASHER ASM	8.977
17. SCREW (#8-18 x 1")	8.977	35. ACTUATOR, AIR DIST VAC	9.280
18. SCREW (#10-16 x 2")	8.977	36. SPRING, AIR DIST DUCT	9.786

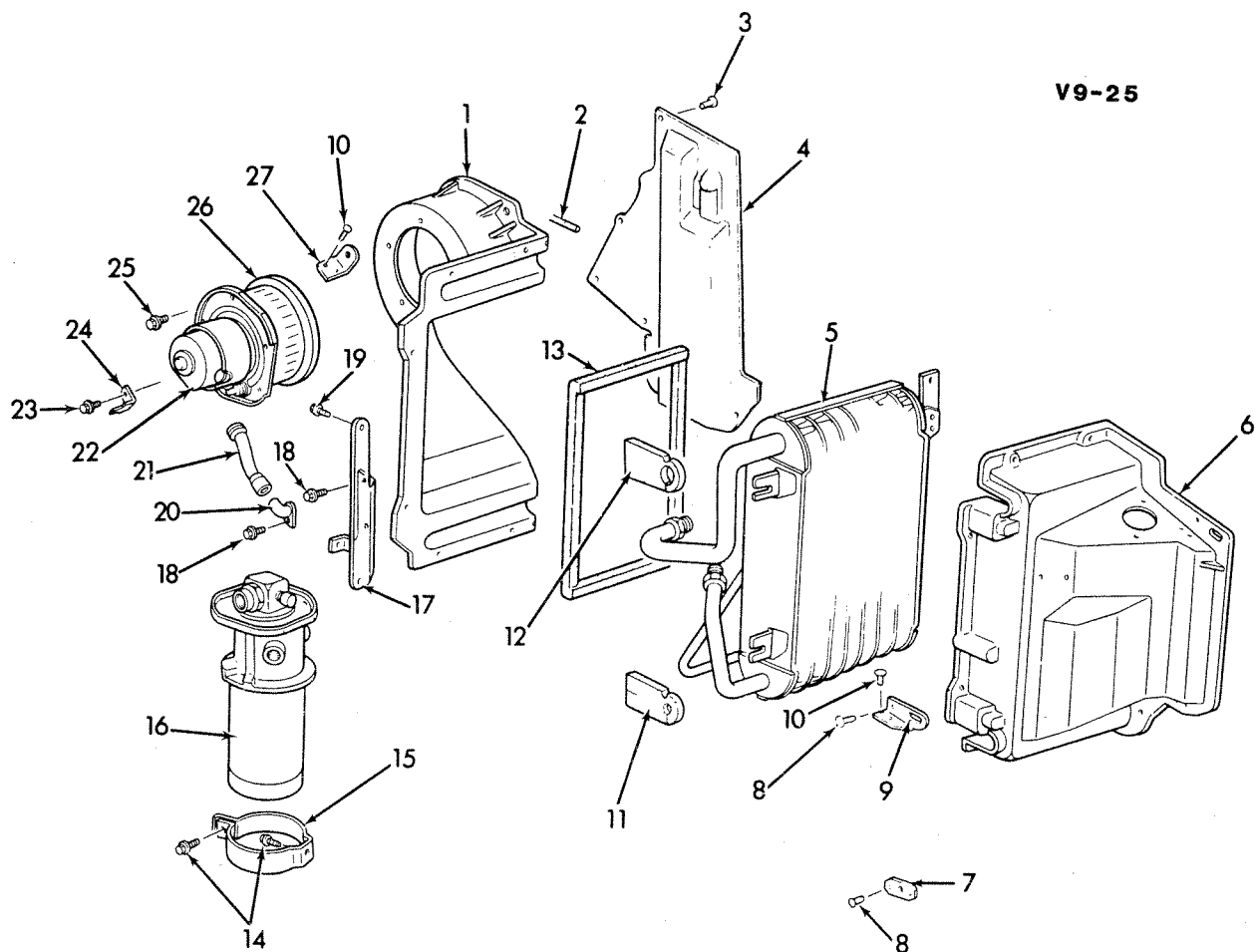


V9-44

1979-82 "Y" AIR CONDITIONING AIR DISTRIBUTION SYSTEM

1. GRILLE, Def Outlet	9.779	16. SEAL, A/C Evap Si Outlet Duct	9.262
2. SCREW, Hex (#10-16 5/8")	8.977	17. DEFLECTOR ASM, A/C Air Ctr Outlet	9.262
3. DUCT, Htr Defr Air Outlet	9.779	18. CLIP, A/C Ctr Outlet Ret End	9.264
4. PLATE, A/C A/Sel Duct Mtg	8.857	19. SCREW, Hex (M4.2-1.41 x 10)	8.977
5. NUT, "U" Shape Spring (1/4"-14)	1.276	20. SEAL, A/C Evap Si Outlet Duct	9.262
6. SCREW ASM, W/Con & Seal (M6.3-1.81 x 35)	8.977	21. NUT (5/32")	8.921
7. SWITCH ASM, Htr Water Shut-Off Valve	8.852	22. VALVE, A/C Air Si Outlet Duct	9.789
8. SCREW (#10-16 x 1/2")	8.977	23. ADAPTER ASM, Air Si Outlet	9.786
9. DUCT ASM, Htr & Air	9.262	24. DEFLECTOR ASM, Air Si Outlet	9.262
10. RIVET (3/16"-7/16")	N.S.	25. ROD ASM, Air Si Outlet Valve	9.787
11. SEAL, Air Dist Duct Center	9.262	26. SCREW (M4.2-1.41 x 16)	8.977
12. OUTLET ASM, Air Dist Duct Ctr	9.262	27. SEAL ASM, Si F/D Trim Pnl	9.262
13. SEAL, A/C Evap Si Outlet Duct	9.262	28. DUCT, Evap Air Si Outlet-LH	9.262
14. DUCT, Evap Air Si Outlet-RH	9.262	29. DUCT ASM, Car Htr	9.786
15. CLIP, A/C Ctr Outlet Ret Ctr	9.264	30. DUCT, CAR HTR AIR DIST	9.786
		31. ACTUATOR, AIR DIST VAC	9.280
		32. SPRING, AIR DIST DUCT	9.786

V9-25

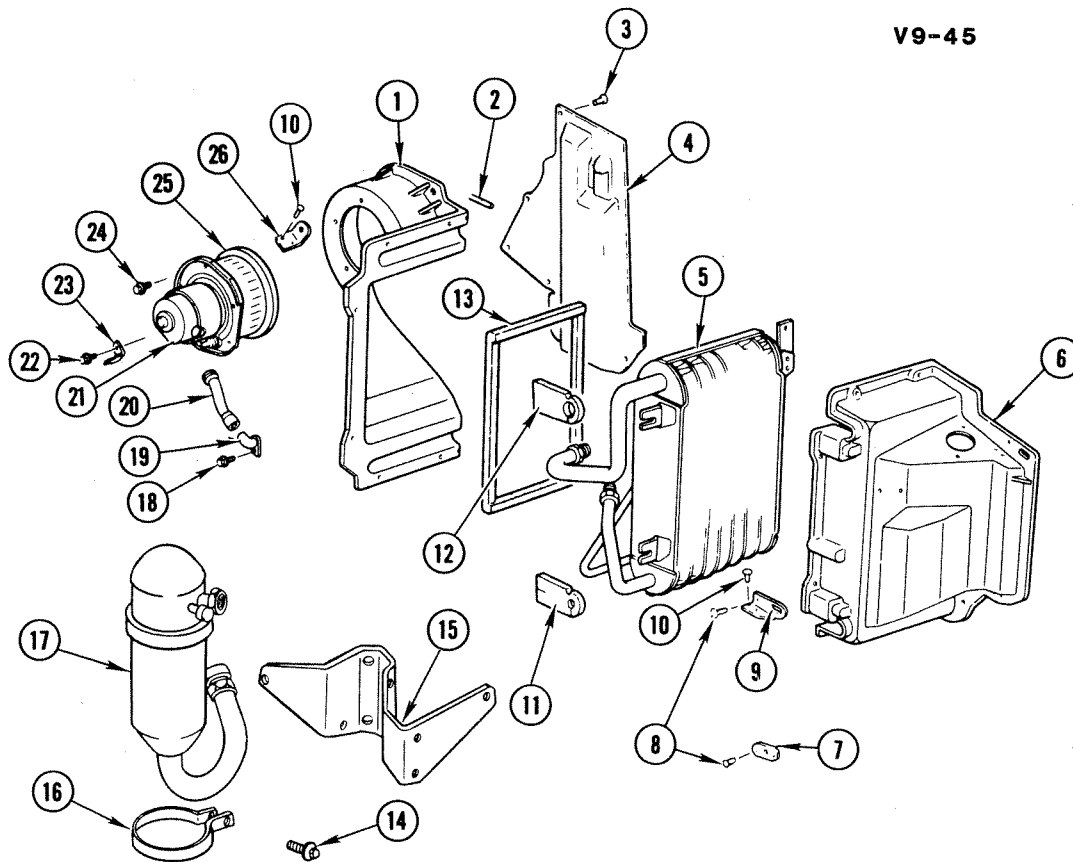


V9-25

1974-77 "Y" AIR CONDITIONING EVAPORATOR AND BLOWER

1. CASE, Inlet, W/Plate Asm	9.211	15. BRACKET, A/C Receiver and Valve to Blower and Evap	9.196
2. SEAL, Air Cond Evap Case	9.211	16. RECEIVER ASM, W/Valves	9.195
3. RIVET	8.967	17. BRACKET, Evap Mounting VIR	9.196
4. BACK PLATE, Part of #1	N.S.	18. SCREW, Hex (#8-18 x 1/2")	8.977
5. CORE ASM, W/Fitting	9.210	19. SCREW	8.977
6. CASE, Outlet	9.211	20. ELBOW, Motor Cooling	9.218
7. BRACKET, Part of #1	N.S.	21. TUBE, Motor Cooling	9.218
8. RIVET	8.967	22. MOTOR, A/C Blower	9.215
9. BRACKET, Part of #1	N.S.	23. SCREW, Hex (#8-18 x 1/2")	8.977
10. RIVET	8.967	24. TERMINAL, A/C Blo Mtr	2.530
11. GROMMET, Inlet Pipe	9.211	25. SCREW, Large Hex (#8-18 x 1/2")	8.977
12. GROMMET, Outlet Pipe	9.211	26. FAN	8.857
13. SEAL, Core to Case	9.211	27. Part of #1	N.S.
14. SCREW, Hex (1/4"-14 x 3/4")	8.977		

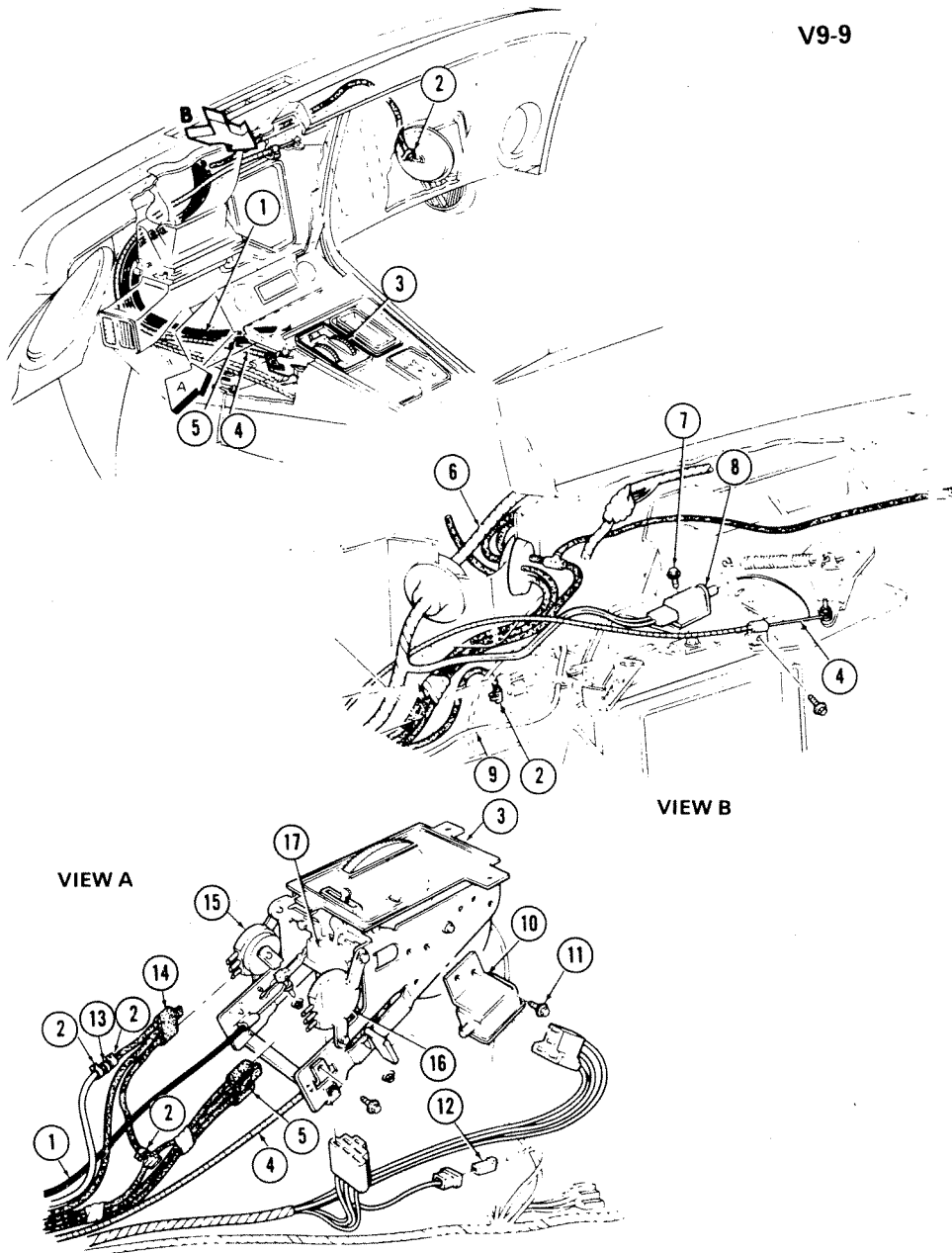
V9-45



V9-45

1978-82 "Y" AIR CONDITIONING EVAPORATOR AND BLOWER

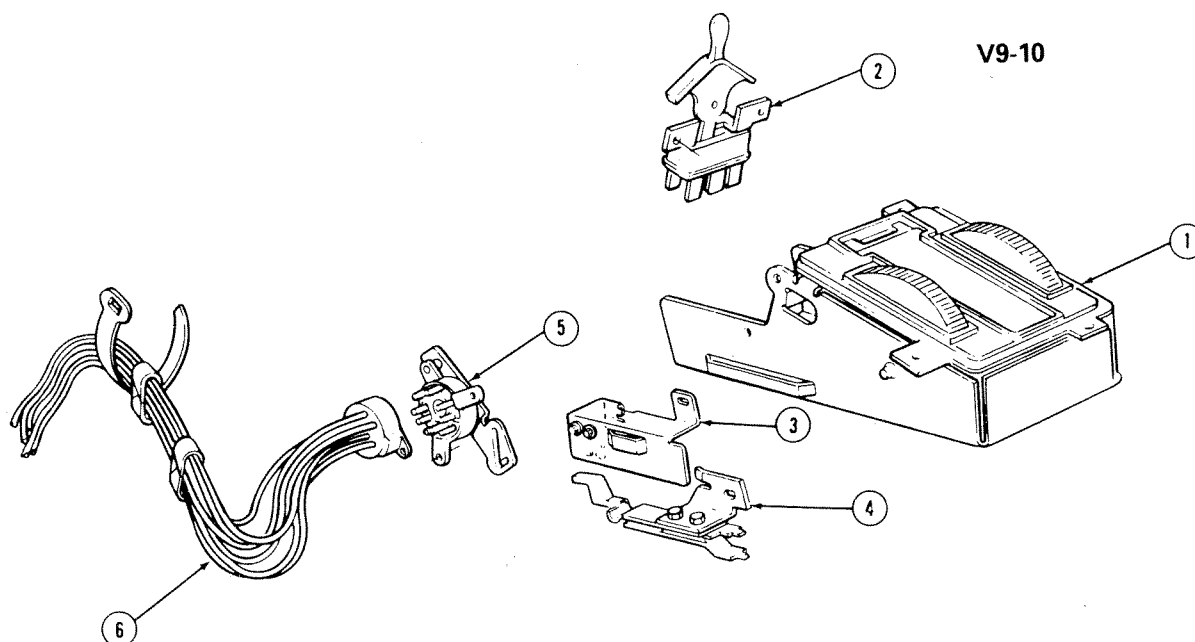
1. CASE, W/Plt and Ret Inlet	9.211	14. Screw	8.977
2. Seal, A.C. Evap Case	9.211	15. Bracket, EvapTube	9.242
3. Rivet	8.967	16. Clamp, Accum Dehydr to MT Brkt	9.196
4. Back Plate (Part of #1)	N.S.	17. Accumulator, Dehydr	9.195
5. Core, W/Fittings	9.210	18. Screw	8.977
6. Case, Otl	9.211	19. Elbow, Motor Cooling	9.218
7. Bracket (Part of #6)	N.S.	20. Tube, Motor Cooling	9.218
8. Rivet	8.967	21. Motor, A.C. Blower	8.855
9. Bracket (Part of #6)	N.S.	22. Screw	8.977
10. Rivet	8.967	23. Terminal, Blower Mtr Ground	2.530
11. Grommet, Inlet Pipe	9.211	24. Screw	8.977
12. Grommet, Outlet Pipe	9.211	25. Fan, Blower Mtr	9.216
13. Seal, Core to Case	9.211	26. (Part of #1)	N.S.



V9-9

1968 "Y" AIR CONDITIONING CONTROL SYSTEM

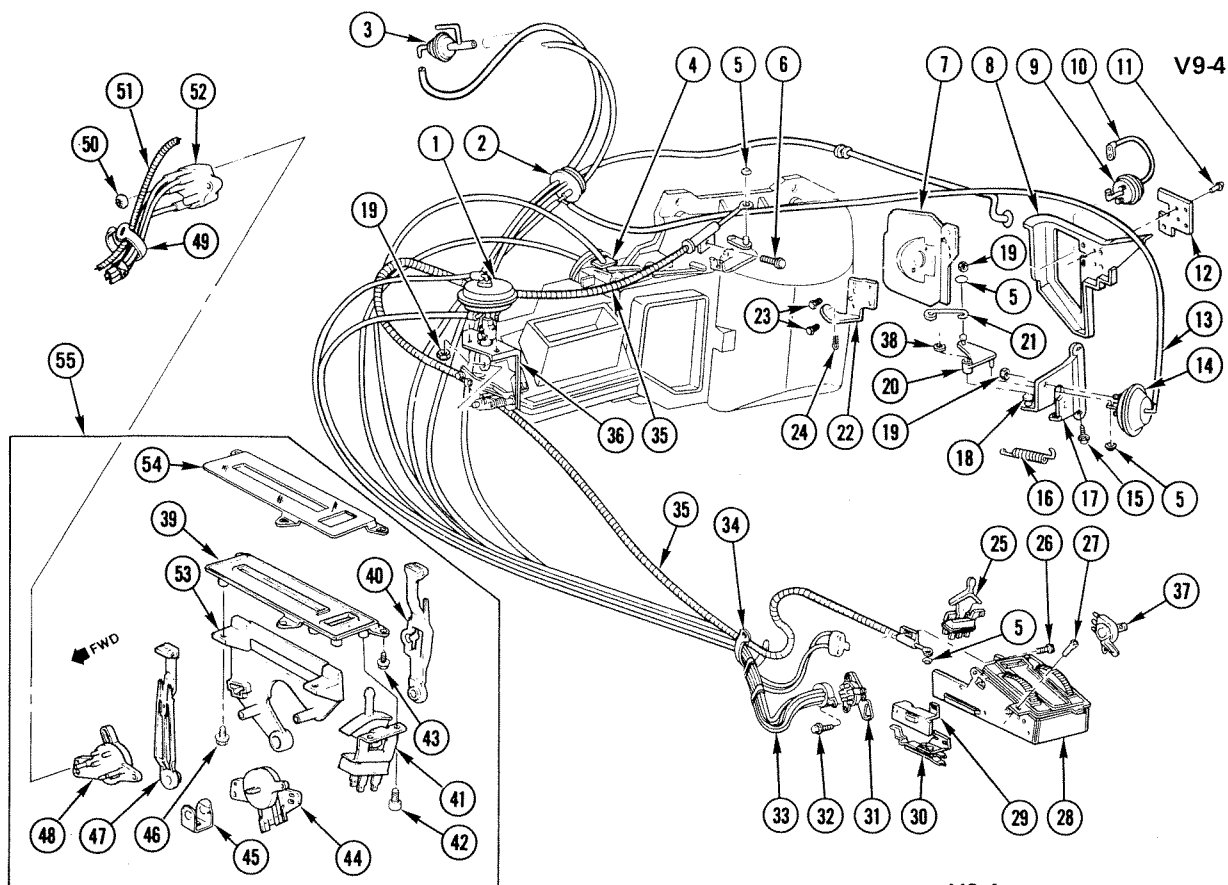
1. CABLE ASM, Defr	9.787	9. HOSE (Cut as Req)	8.962
2. CLAMP, Miniature Worm Type (1/4" x 5/8")	1.166	10. SWITCH ASM	8.852
3. CONTROL ASM, Heater	8.849	11. SCREW (#10-16 x 3/8")	8.977
4. CABLE ASM	9.787	12. CONNECTOR, Inst Panel Wiring Harness	2.530
5. HOSE ASM (Cut as Req)	8.962	13. CONNECTOR, Vacuum Hose	9.281
6. HARNESS ASM, Wiring	9.276	14. HOSE ASM, Vacuum	9.786
7. SCREW (#8-18 x 1/2")	8.977	15. VALVE ASM, Defrost	8.850
8. SWITCH ASM, Htr & CAC Blower-Low (Push Button Type)	8.852	16. VALVE ASM, Htr A/C Air Door Vacuum	8.850
		17. CONTROL ASM, Htr	8.849



V9-10

1969-75 "Y" AIR CONDITIONING CONTROL SYSTEM

1. CONTROL ASM, (Includes #2, 3, 4, 5)	9.273
2. SWITCH ASM, Heater and A/C Blower	8.852
3. SWITCH ASM, Heater and A/C Low Blower	8.852
4. SWITCH ASM, Heater and A/C Compressor	8.852
5. VALVE ASM, Heater and A/C Defr and Air	9.786
6. HOSE ASM, Heater and A/C Vacuum Control	9.281

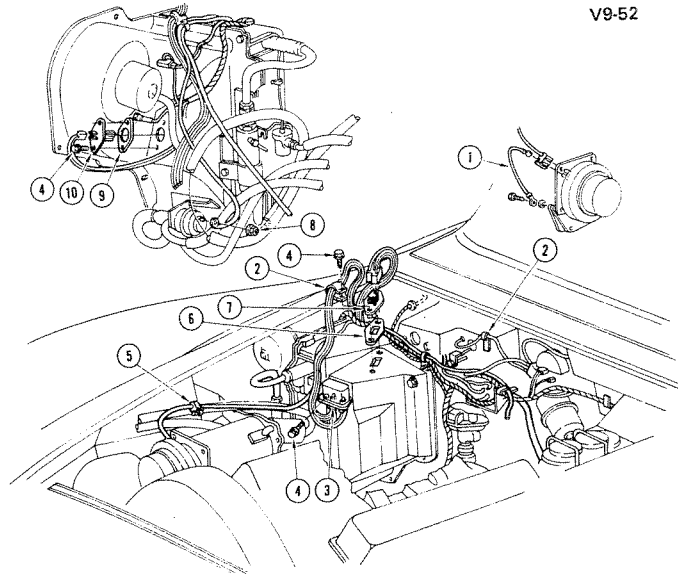


1969-82 "Y" AIR CONDITIONING CONTROL SYSTEM

1. ACTUATOR ASM, Htr Air Dist Vac	9.280	30. SWITCH ASM, Htr & A/C Comp (1976)	8.852
2. GROMMET, Vac Hose	N.S.	31. VALVE ASM, Htr & A/C Cont Defr & Air	9.786
3. VALVE ASM, Shut Off	9.795	32. SCREW (#10-16 x 3/8")	8.977
4. GROMMET, A/C Htr Vac Element	9.275	33. HOSE ASM, Htr & A/C Vac Cont	9.281
5. NUT, Push On (5/32")	9.787	34. STRAP, Wiring Harness	2.559
6. SCREW (#10-16 x 1/2")	8.977	35. CABLE ASM, Htr & A/C Temp Cont	9.787
7. VALVE, Air Inlet Plenum	9.782	36. Part of Duct Asm	N.S.
8. PANEL, Plenum Ctr Filler	9.262	37. VALVE ASM, Htr & A/C Defrost Vac	9.786
9. ACTUATOR ASM, Air Inlet Plenum	9.280	38. RING, Retainer	8.934
10. HOSE ASM, Htr & A/C Vac Control	9.281	39. PLATE, Cont Face	9.279
11. RIVET, Fil Pnl Plate Ret	8.967	40. LEVER, Htr & A/C Cont Temp	9.278
12. PLATE, Plenum Ctr Pnl Filler Pnl Top	9.262	41. SWITCH ASM, A/C Blo	9.275
13. HOSE (13/64" ID)	8.962	42. SCREW, Hex Wa Hd Tap (M4.2 x 1.41 x 10)	8.977
14. ACTUATOR ASM, A/C Air Inl Si Shrd Vac	9.789	43. SCREW, Hex Wa Hd Tap (M4.2 x 1.41 x 11)	8.977
15. SCREW (1/4" x 5/8")	8.977	44. SWITCH ASM, A/C Cmpr	9.275
16. SPRING, Air Inl Si Shrd Vac	9.789	45. CLIP, Cont Lvr	9.787
17. BRACKET, A/C Air Inl Si Shrd Vac Actr	9.786	46. SCREW (M4.2-1.41 x 16)	8.977
18. PIN, Air Inl Si Shrd Vac Cont	9.789	47. LEVER, Htr & A/C Cont Sel	9.278
19. NUT (#10-24 x 1/2")	8.921	48. SWITCH, A/C Vac	9.280
20. ARM, A/C Air Inl Si Shrd Vac Cont	9.786	49. STRAP, Wiring Harness	2.559
21. LINK, A/C Air Inl Si Shrd Vac Actr	9.786	50. NUT, Push On (5/32")	9.787
22. BRACKET, Air Inlet Plenum Valve	9.786	51. CABLE ASM, Special	9.787
23. SCREW (10-16 x 5/8")	8.977	52. HOSE ASM, A/C Vac Cont	9.281
24. PIN, Cotter (1/16" x 1/2")	8.938	53. PLATE, Htr & A/C Base (Part of #55)	N.S.
25. SWITCH ASM, Htr & A/C Blo (1976)	8.852	54. LENS, Cont Face Plt	9.279
26. SCREW (#10-16 x 1/2")	8.977	55. CONTROL, Htr & A.C.	9.273
27. SCREW (#6-20 x 1/2")	8.977		
28. CONTROL ASM, Car Htr & A/C (1976)	8.849		
29. SWITCH ASM, Htr & A/C Low Blower (1976)	8.852		

Items #39-41 And 43-53 Were Used Beginning in 1977.

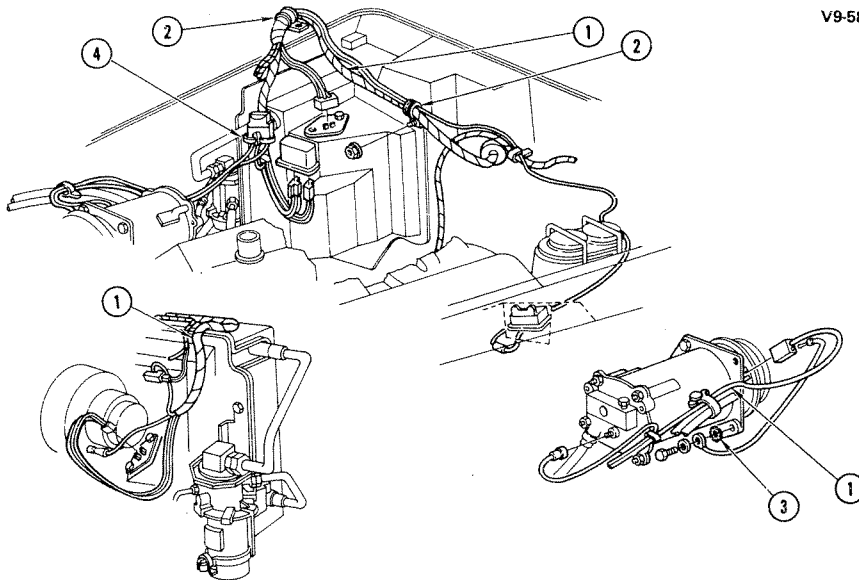
V9-52



V9-52

1968-72 "Y" AIR CONDITIONING ELECTRICAL SYSTEM

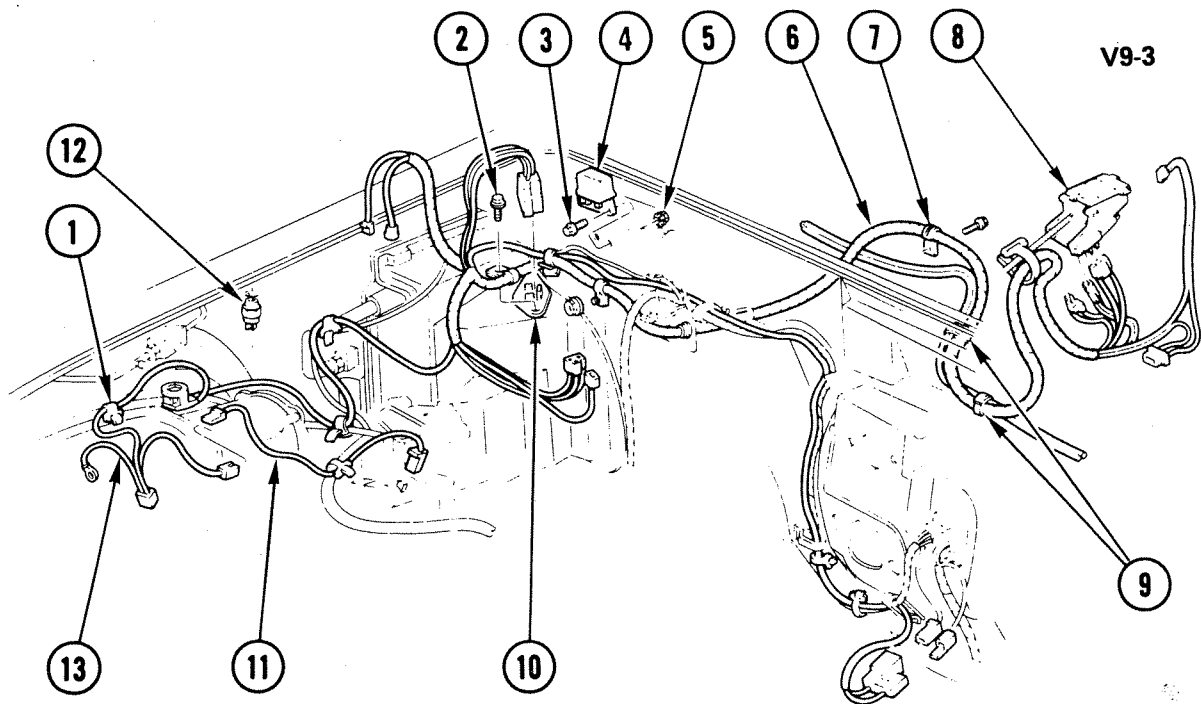
1. WIRE, Comp Grd	N.S.	6. GASKET	N.S.
2. CLIP (1/4")	8.950	7. RESISTOR, Blo Motor	9.275
3. RELAY, Htr and A/C Blo Mtr Cut Out ..	9.277	8. NUT, Push-On Spring (5/32")	8.921
4. SCREW (#10-16x5/8")	8.900	9. GASKET	N.S.
5. STRAP, Adjustable Tie	8.950	10. SWITCH, Ambient	9.275



V9-58

1973-75 AIR CONDITIONING ELECTRICAL SYSTEM

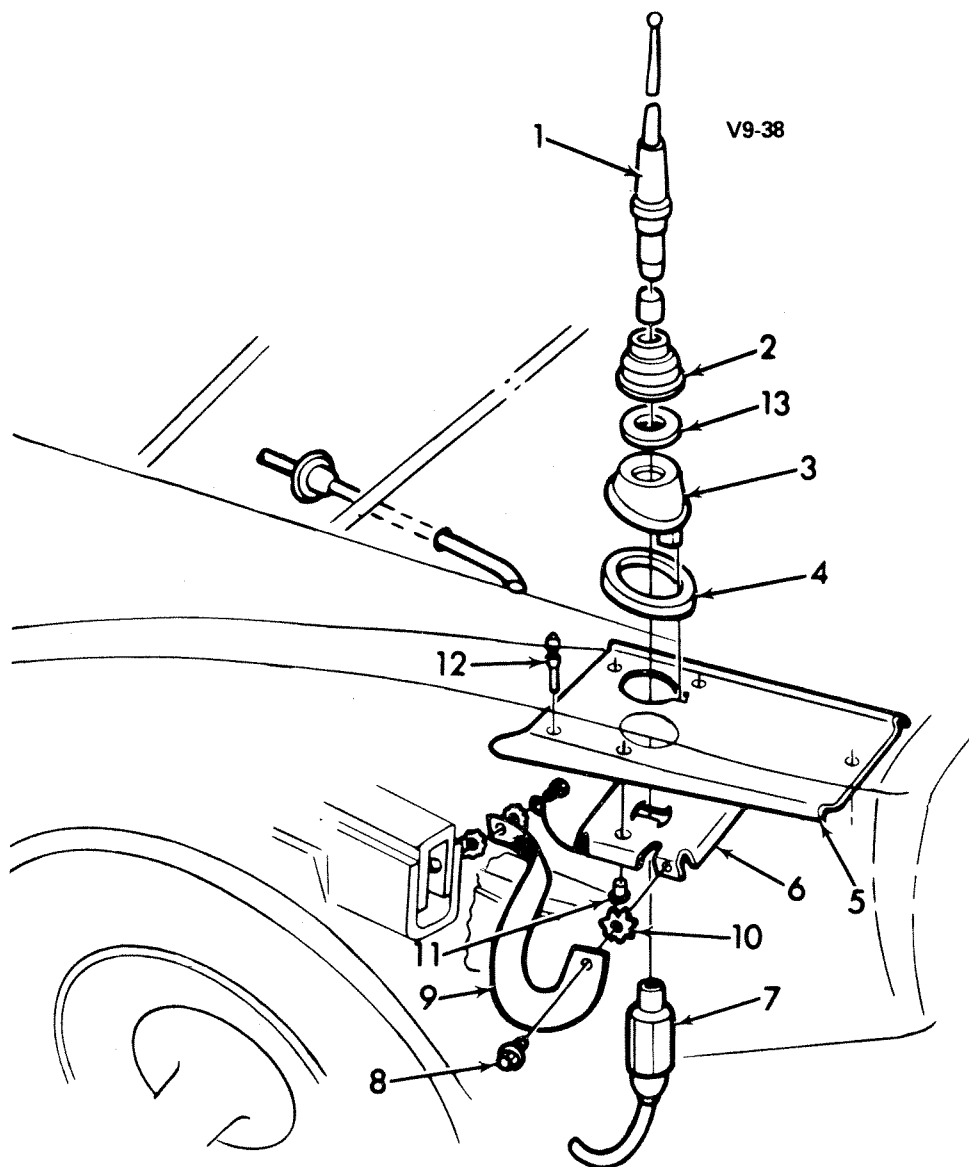
1. HARNESS, Wiring	9.276	3. WASHER, Lk Ext Tooth (#10)	8.932
2. CLIP, Semi Closed (.700-Hole .344 ID) ..	8.950	4. STRAP, Plastic 7" Adj	2.559



V9-3

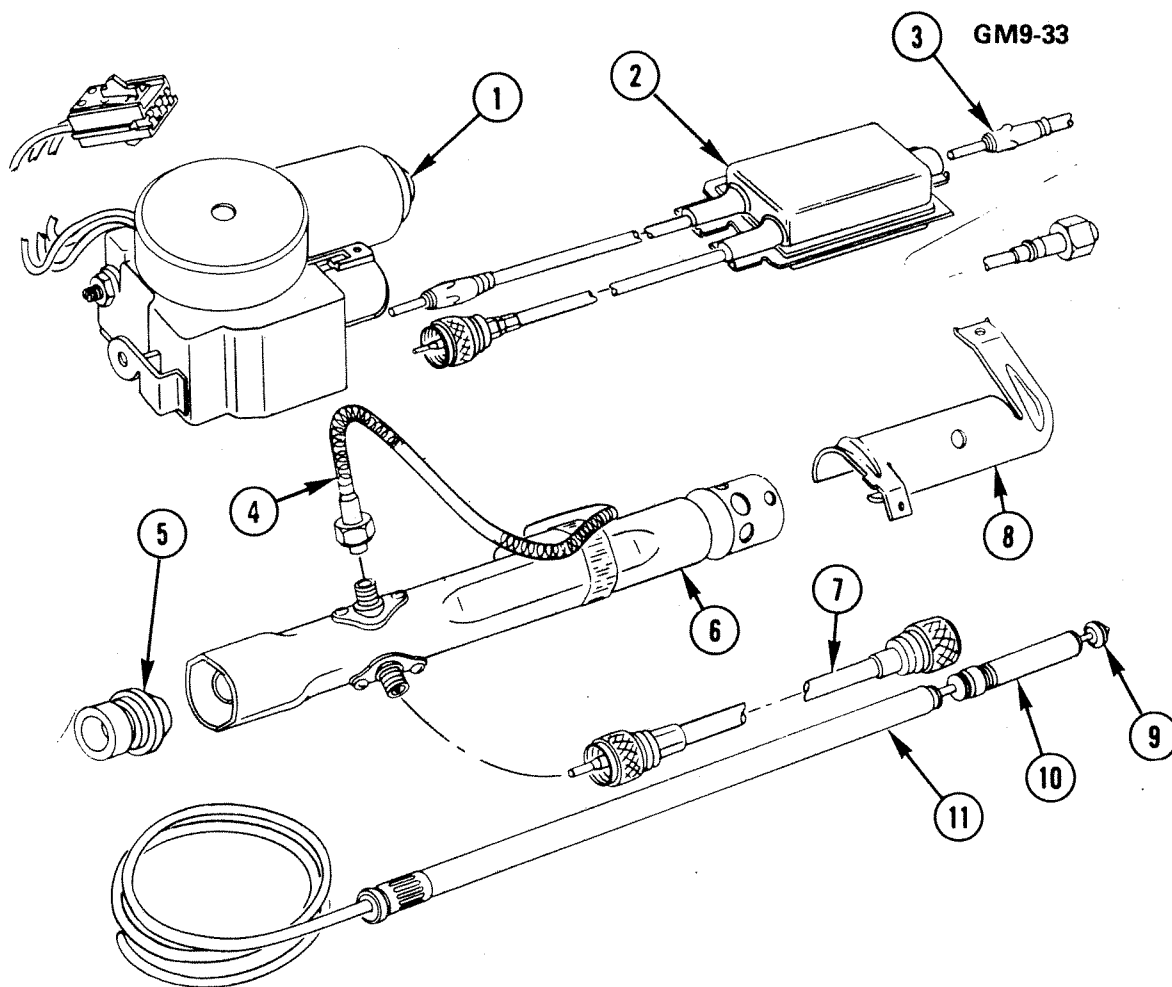
1976-82 "Y" AIR CONDITIONING ELECTRICAL SYSTEM

1. STRAP, Wiring	2.559
2. SCREW (#10-16 x 5/8")	8.977
3. SCREW (#10-24 x 3/4")	8.977
4. RELAY ASM, Motor Blower Cutout	9.277
5. NUT, Relay Asm (#10-24)	N.S.
6. HARNESS ASM, A/C Wiring	9.276
7. CLIP, Harness Asm	2.559
8. CONTROL ASM, Air Conditioning (1976 Shown)	8.849
9. TAPE, Harness Asm, Industrial	N.S.
10. RESISTOR ASM, Blower Motor	9.275
11. HARNESS, Idle Stop Sol Jpr Wiring	9.276
12. SWITCH ASM, Cut Off Press	9.275
13. WIRE ASM, Comp Guard	N.S.



1968-77 "Y" RADIO ANTENNA

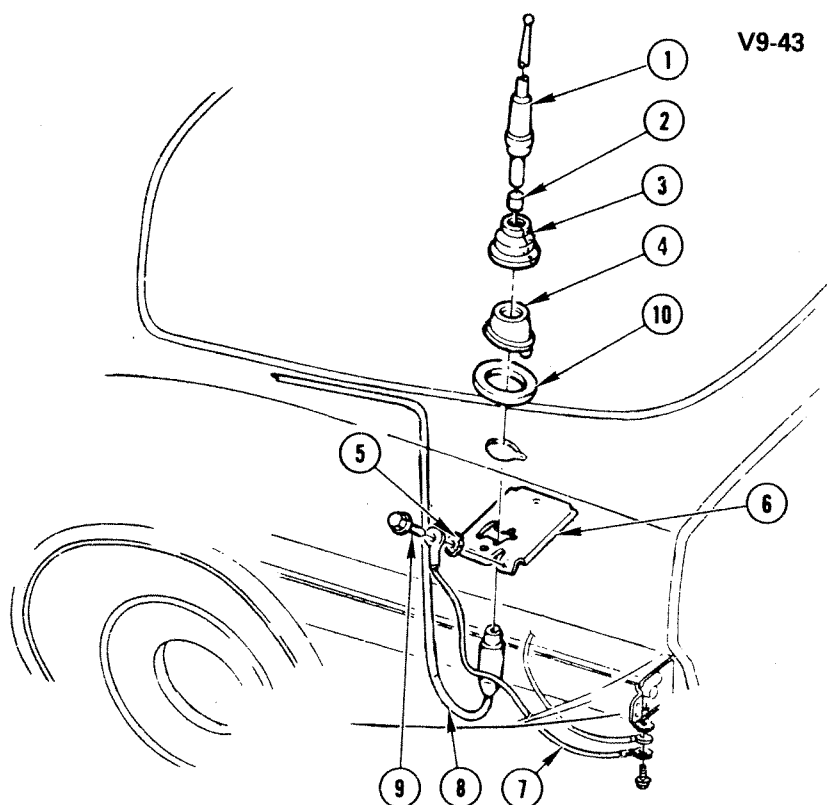
1. ROD & MAST	9.647
2. CAP	9.647
3. BEZEL	9.647
4. GASKET	9.647
5. GROUND PLATE	9.647
6. REINFORCEMENT	9.647
7. CABLE ASM, W/Body	9.647
8. SCREW (1/4"-14 x 5/8")	8.977
9. GROUND STRAP	9.663
10. WASHER (1/4")	8.932
11. RIVET	8.967
12. BUMPER	N.S.
13. GASKET	9.211



GM9-33

1978-79 ELECTRIC ANTENNA

1. MOTOR, W/Gear Box, Antenna	9.647
2. SPLITTER ASM, Antenna Box (W/C.B.)	9.647
3. CABLE, Antenna Lead-In	9.647
4. CABLE, Stub Lead	9.647
5. GROMMET, Mast Pilot-Plastic (Part of #6)	N.S.
6. MAST, W/Tube, Antenna (Less Bracket)	9.647
7. CABLE, Antenna Lead In	9.647
8. BRACKET KIT, Antenna Mounting	9.647
9. CAP, Mast (Finial)(W/C.B.)	9.647
10. COIL, Antenna (W/C.B.)	9.647
11. MAST, Antenna	9.647



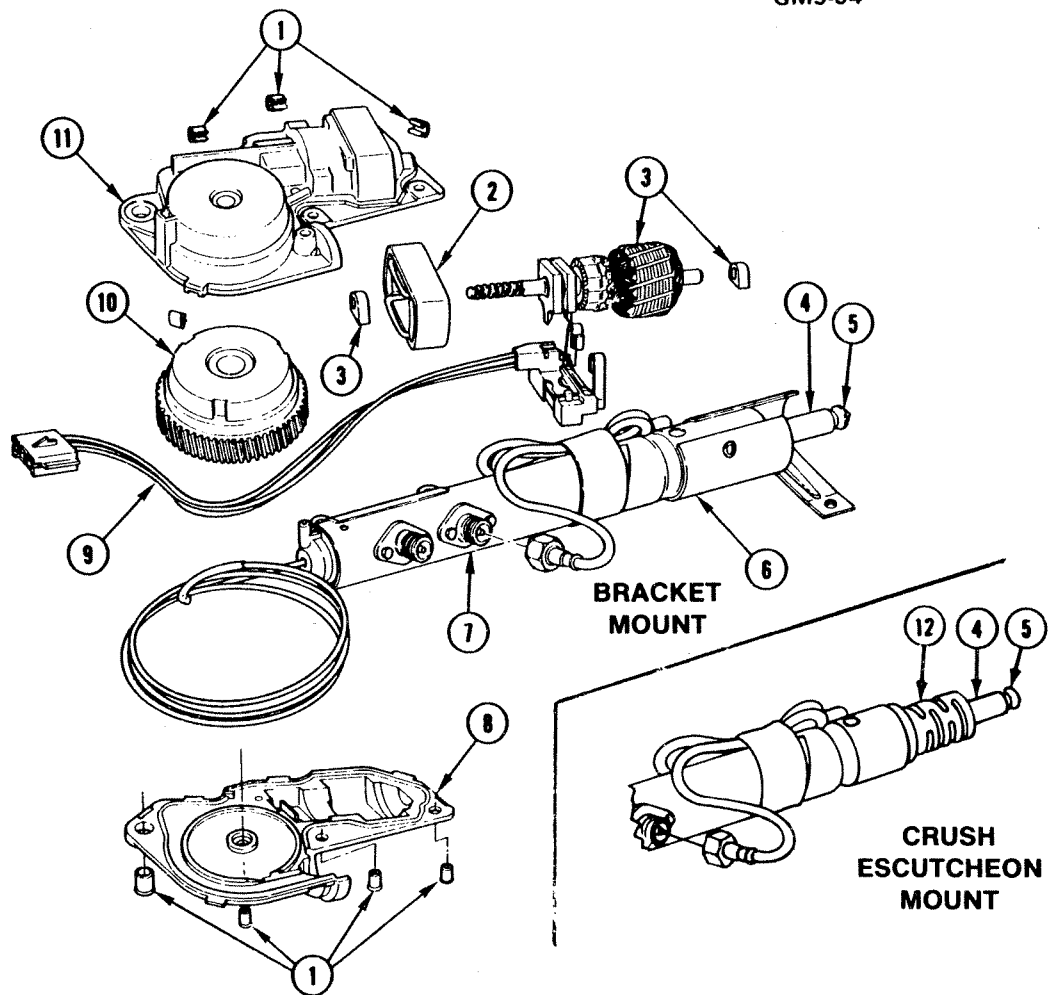
V9-43

V9-43

1978-82 "Y" RADIO ANTENNA

1. ROD & MAST	9.647
2. CAP, Insul	N.S.
3. CAP, Bezel	9.647
4. BEZEL	9.647
5. WASHER, Lock (1/4\")	8.932
6. REINFORCEMENT, Rod & Mast	9.647
7. STRAP ASM, Eng Grd	2.341
8. CABLE ASM, W/Body	9.647
9. SCREW (M6.3 x 1.81 x 16)	8.977
10. GASKET, Rdo Ant	9.647

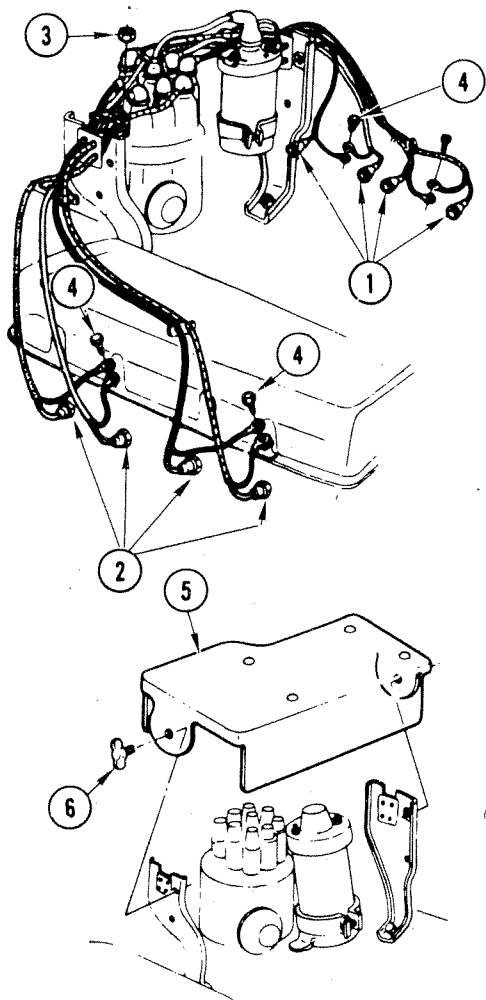
GM9-54



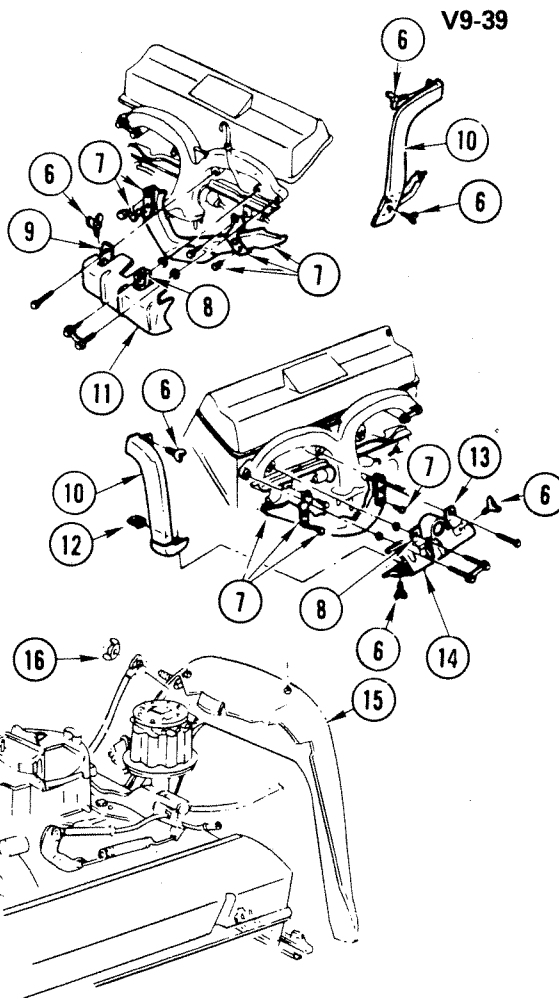
GM9-54

1979-82 ELECTRIC ANTENNA (SLIMLINE)

1. BOLT, W/Clip Antenna	9.647
2. MAGNET KIT, Antenna	9.647
3. ARMATURE KIT, Antenna	9.647
4. COIL, Citizens Band	9.647
5. CAP, Mast (Finial)	9.647
6. BRACKET, Antenna Mounting	9.647
7. MAST, W/Tube (Less Mounting Bracket)	9.647
8. COVER KIT, Antenna	9.647
9. SWITCH KIT, Antenna	9.647
10. GEAR, W/Cup Kit, Antenna	9.647
11. COVER KIT, Antenna (1979)	9.647
HOUSING, W/Cover Kit (1980)	9.647
12. ESCUTCHEON, Sheet Metal to Antenna (Ground)	9.647



1973-78

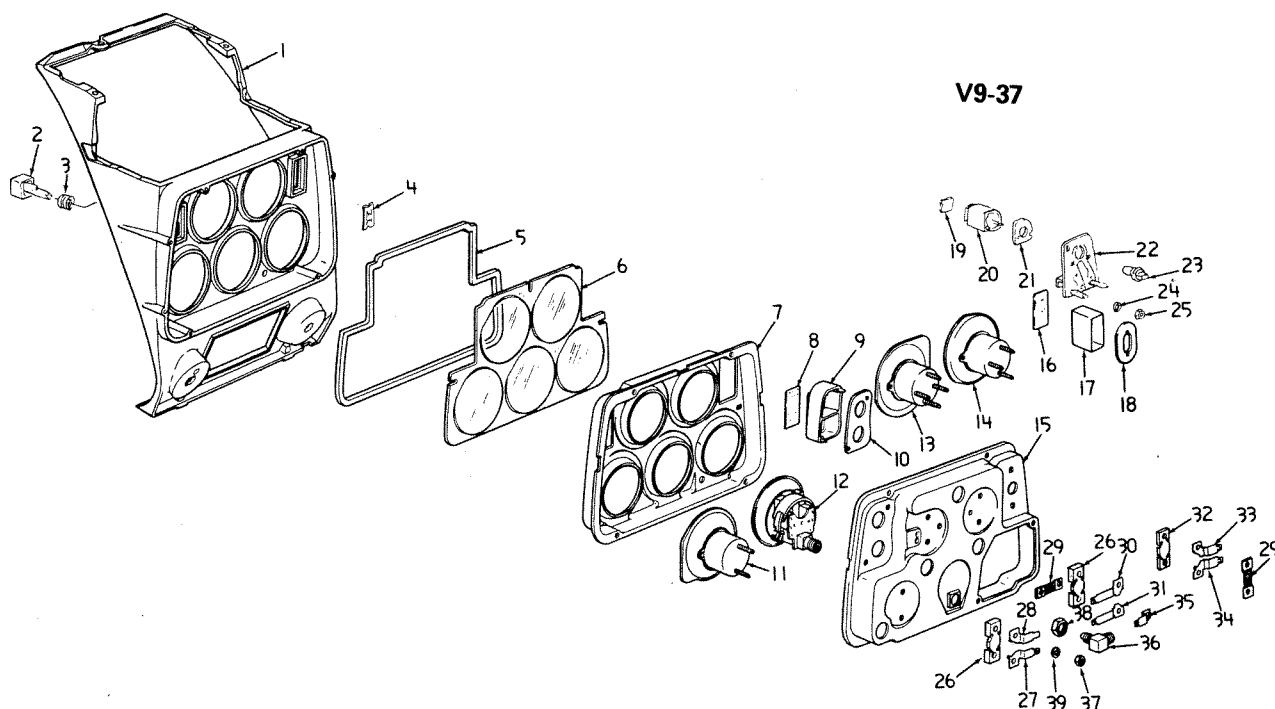


1979

V9-39

1971-80 "Y" RADIO SHIELDING EQUIPMENT

1. WIRE ASM, (Cyl #1, 3, 5, 7)	2.240
2. WIRE ASM, (Cyl #2, 4, 6, 8)	2.240
3. NUT (#10-24)	8.915
4. BOLT (1/4"-20 x 3/4")	8.900
5. COVER ASM	9.663
6. BOLT, Wing	9.663
7. SHIELD, Spark Plug	9.663
8. SUPPORT	9.663
9. SUPPORT	9.663
10. SHIELD, Ign Asm	9.663
11. SHIELD, Ign Rr Otr-LH	9.663
12. NUT, "J"	9.663
13. SUPPORT	9.663
14. SHIELD, Ign Rr Otr-RH	9.663
15. COVER ASM	9.663
16. BOLT, Wing	9.663

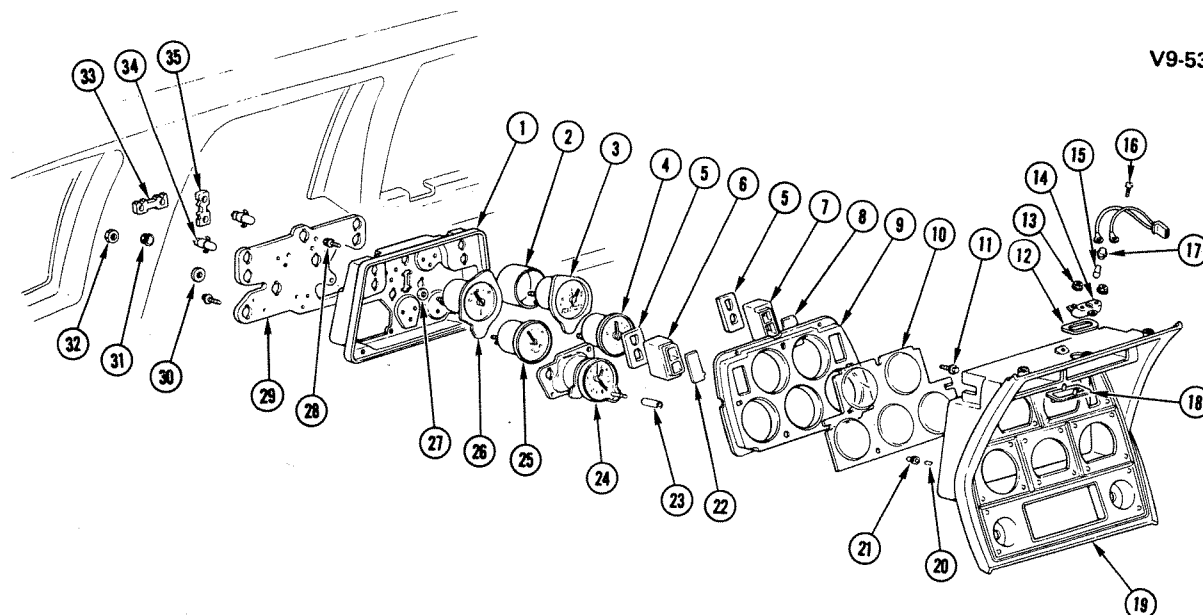


V9-37

V9-37

1968-76 "Y" CENTER INSTRUMENT CLUSTER

1. BEZEL	9.743	20. HOUSING	9.746
2. BUTTON	9.746	21. GASKET	N.S.
3. SPRING	9.746	22. SWITCH	9.778
4. RETAINER	N.S.	23. BULB (#194)	8.991
5. GASKET	9.749	24. WASHER	8.931
6. LENS	9.748	25. NUT	8.915
7. RETAINER	9.747	26. INSULATOR	N.S.
8. LENS	9.748	27. TERMINAL	9.735
9. FILTER	9.748	28. TERMINAL	9.735
10. GASKET	N.S.	29. RESISTOR	N.S.
11. GAUGE, Amp	2.515	30. TERMINAL	9.735
12. GAUGE, Oil	1.803	31. TERMINAL	9.735
13. GAUGE, Water Temp	1.148	32. INSULATOR	N.S.
14. GAUGE, Fuel	3.108	33. TERMINAL	2.530
15. CASE ASM	9.743	34. TERMINAL	2.530
16. LENS	9.748	35. TERMINAL	9.735
17. FILTER	9.748	36. FITTING	1.800
18. GASKET	N.S.	37. NUT (#6-32)	3.915
19. LENS	9.748	38. NUT	N.S.
		39. WASHER	8.931

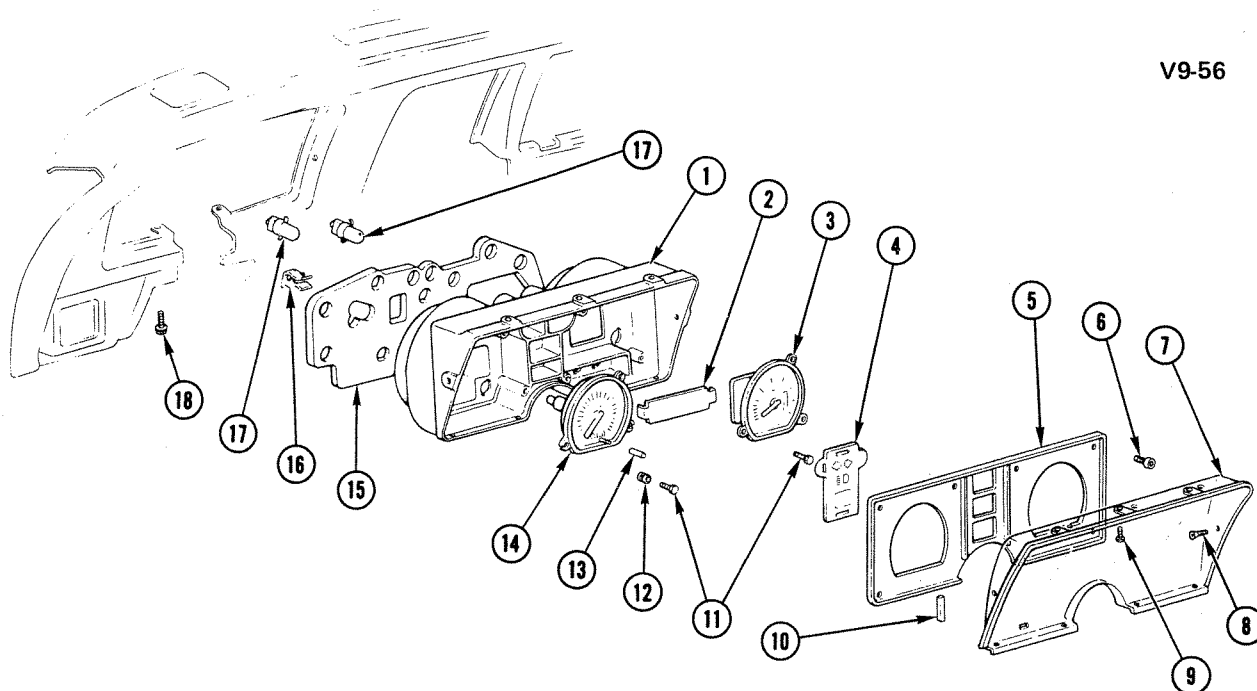


V9-53

1978-82 "Y" CENTER INSTRUMENT CLUSTER

1. CASE, Instr Cstr	9.743
2. SLEEVE, Gage	N.S.
3. GAUGE, W/Res, Fuel	3.108
4. GAUGE, W/Res, Volt	2.515
5. GASKET, Cnsl Tell Tale	9.749
6. HOUSING, Tell Tale-LH (Fasten Belts)	9.765
7. HOUSING, Tell Tale-RH (Low Fuel)	9.765
8. FILTER, Inst Cstr Cnsl Tell Tale-RH (Low Fuel)	9.748
9. RETAINER, Inst Cstr Cnsl Lens	9.747
10. LENS, Inst Cstr	9.748
11. SCREW (#6-20 x 5/8")	8.977
12. SHIELD, Cnsl Light Hsg Heat	9.748
13. NUT, Hex Stmpd (M4)	8.921
14. HOUSING, Htr Cont Illum Lp	8.852
15. BULB	8.991
16. SCREW (#10-16 x 3/8")	8.977
17. SOCKET	9.744
18. SHIELD, Cnsl Light Hsg Illum	9.748
19. BEZEL, Inst Cstr Cnsl	9.743
20. NUT, Clock Reset Knob (9.761)	9.772
21. KNOB, Inst Cstr Clock	9.772
22. FILTER, Inst Cstr Cnsl Tell Tale-LH (Fasten Belts)	9.748
23. TUBE, Clock Stem (9.761)	9.772
24. CLOCK, Inst Cstr	9.772
25. GAGE, W/Bk Plt, Oil Temp(*1)	1.803
26. GAUGE, W/Res, Oil Press	1.803
27. GAUGE, W/Res, Temp	1.148
28. WASHER, Insulator	N.S.
29. SCREW (#6-20 x 5/8")	8.977
30. PRINTED CIRCUIT, Cnsl Cstr	9.744
31. WASHER, Type "A" Plain	8.929
32. NUT, Hex Stmpd (M3.2)	8.921
33. NUT, Hex Lock	8.917
34. RESISTOR, Ceramic	N.S.
35. SOCKET, Wedge Base Lamp	9.765
36. RESISTOR, Ceramic	N.S.

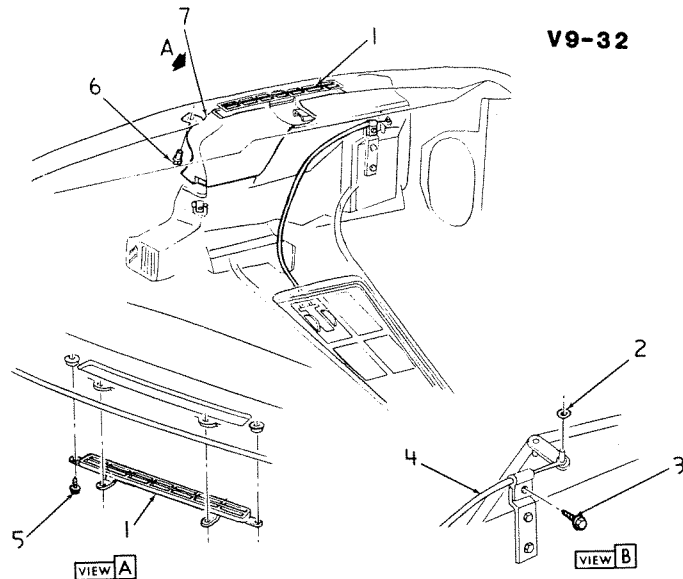
NOTE 1: Used in place of Clock beginning in 1981 on vehicles equipped with digital read out radio.



V9-56

1978-80 "Y" SPEEDOMETER AND TACHOMETER

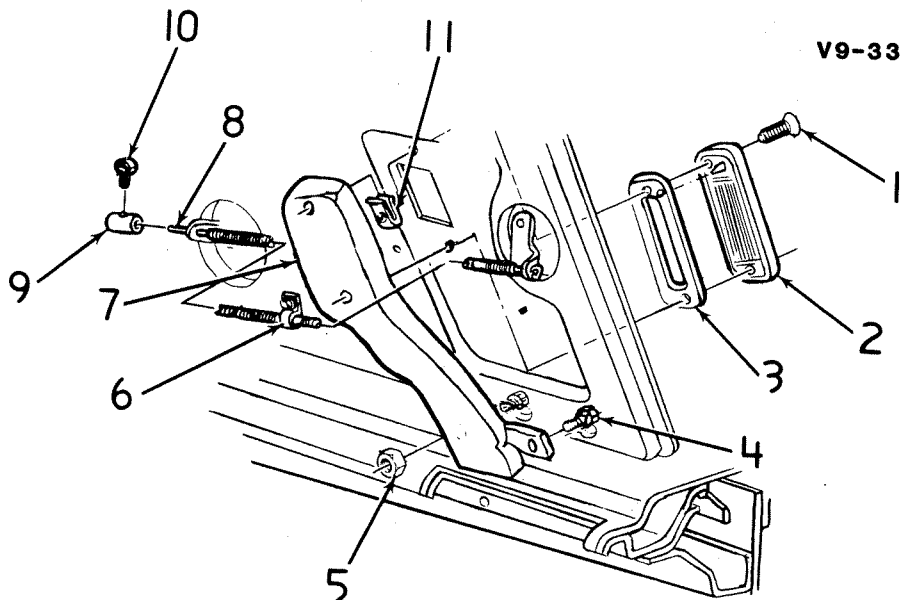
1. CASE, Inst Cstr	9.743
2. FILTER, Tell Tale	9.748
3. TACHOMETER	9.750
4. FILTER, Tell Tale	9.748
5. RETAINER, Tachometer Lens	9.747
6. SCREW, Cstr Retainer	9.743
7. LENS, Inst Cstr	9.748
8. SCREW (M4.2-1. 41 x 20)	8.977
9. SCREW (#6-20 x 5/16")	8.977
10. GASKET, Hi Beam Filter	9.749
11. SCREW	8.977
12. BUSHING, W/Eyelet	9.761
13. KNOB, Odometer Reset Stem	9.761
14. HEAD, Speedo	9.761
15. PRINTED CIRCUIT, Inst Cstr	9.744
16. CLIP, Gauge Cnct	9.744
17. LAMP & SOCKET	N.S.
18. SCREW (#8-32 x 3/8")	8.977



V9-32

1971-75 "Y" DEFROSTER GRILLE, DUCT & CABLES

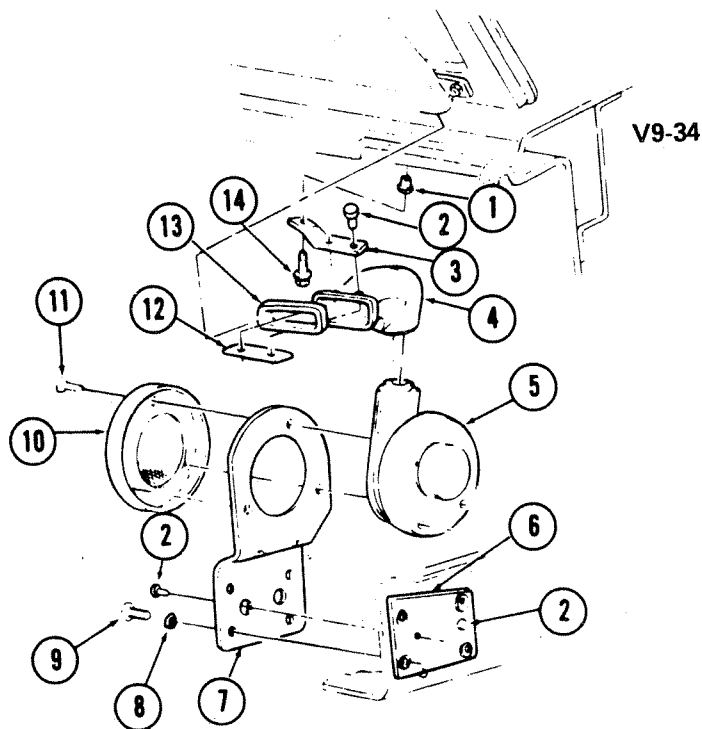
1. GRILLE, Defr Outlet	9.779	4. CABLE, Vent Htr A/C Cables	9.787
2. NUT	8.921	5. SCREW	8.977
3. SCREW (#10-16 x 1/2")	8.977	6. SCREW (#10-16 x 5/8")	8.977
		7. DUCT, Htr Center Outlet	9.779



V9-33

1968-75 "Y" REAR WINDOW DEFOGGER (CONV.)

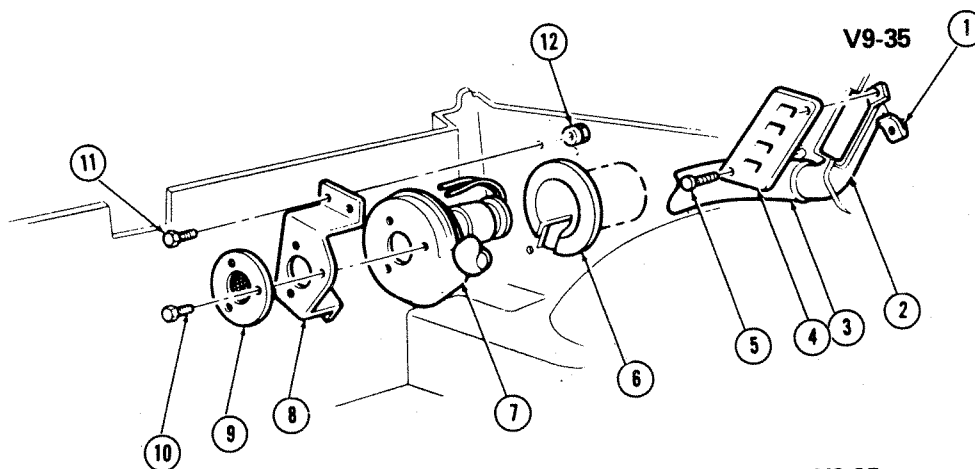
1. SCREW (#10-16 x 3/4")	8.977	6. CLIP & SCREW	8.950
2. GRILLE, Defog Air Outlet	9.778	7. DUCT, Upper	9.778
3. GASKET, Defog Air Outlet	9.778	8. CABLE ASM	8.075
4. SCREW (#10-24 x 3/4")	8.903	9. GUIDE ASM	3.431
5. NUT (#10-24)	8.915	10. SCREW (#8-32 x 5/16")	8.900
		11. "U" NUT (#10-16)	8.921



V9-34

1968-75 "Y" REAR WINDOW DEFOGGER (CONV.)

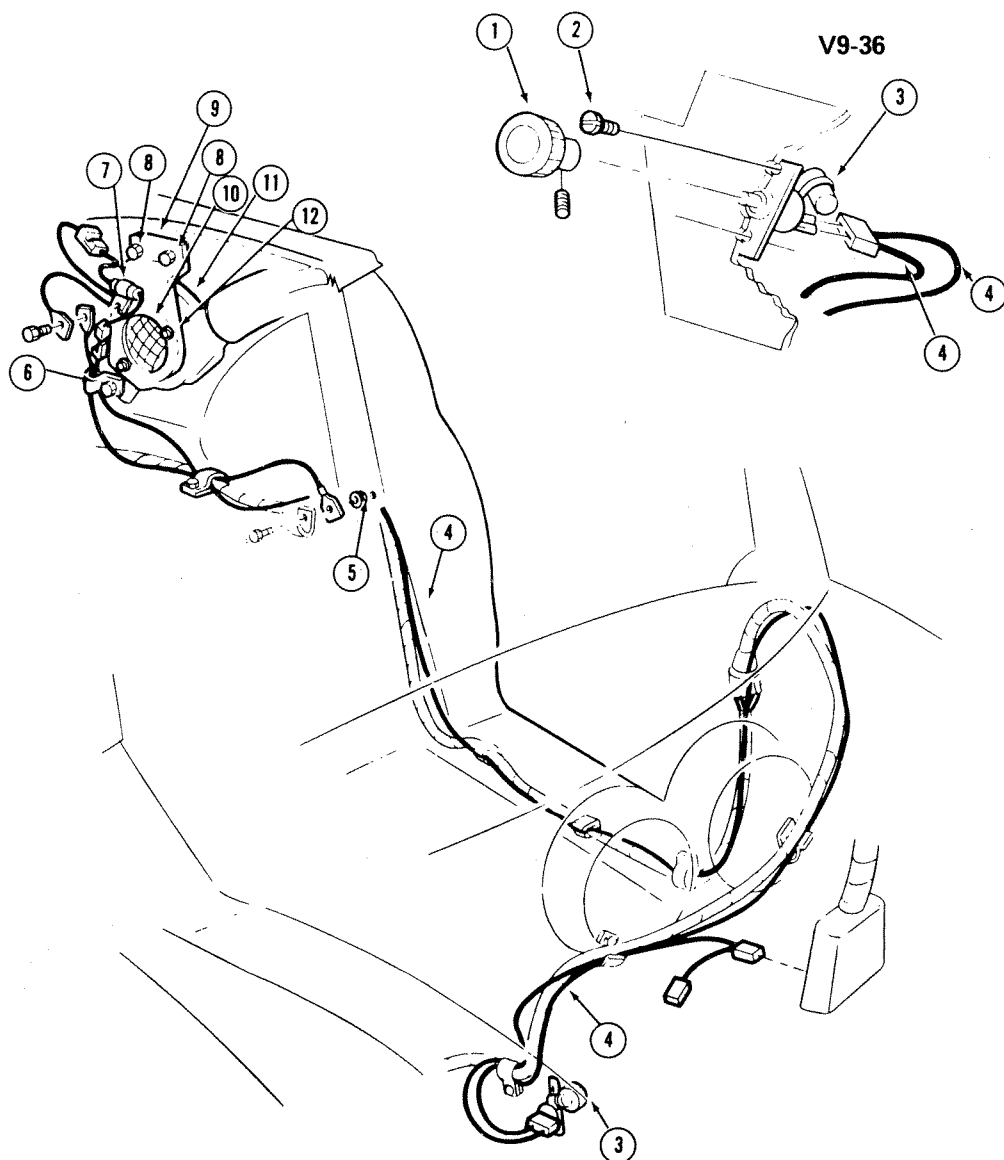
1. NUT (7/32" x 3/4")	8.924	8. WASHER (#12)	8.932
2. RIVET (1/8" x 5/16")	8.967	9. BOLT (#10-24 x 3/8")	8.900
3. SUPPORT	9.778	10. FLANGE AND SCREEN ASM	N.S.
4. DUCT	9.778	11. SCREW (#10-16 x 5/8")	8.977
5. BLOWER	9.778	12. REINFORCEMENT	9.778
6. PLATE ASM	9.778	13. SEAL	9.778
7. SUPPORT ASM	9.778	14. SCREW (#10-24 x 15/16")	8.977



V9-35

1968-76 "Y" REAR WINDOW DEFOGGING (EXC. CONV.)

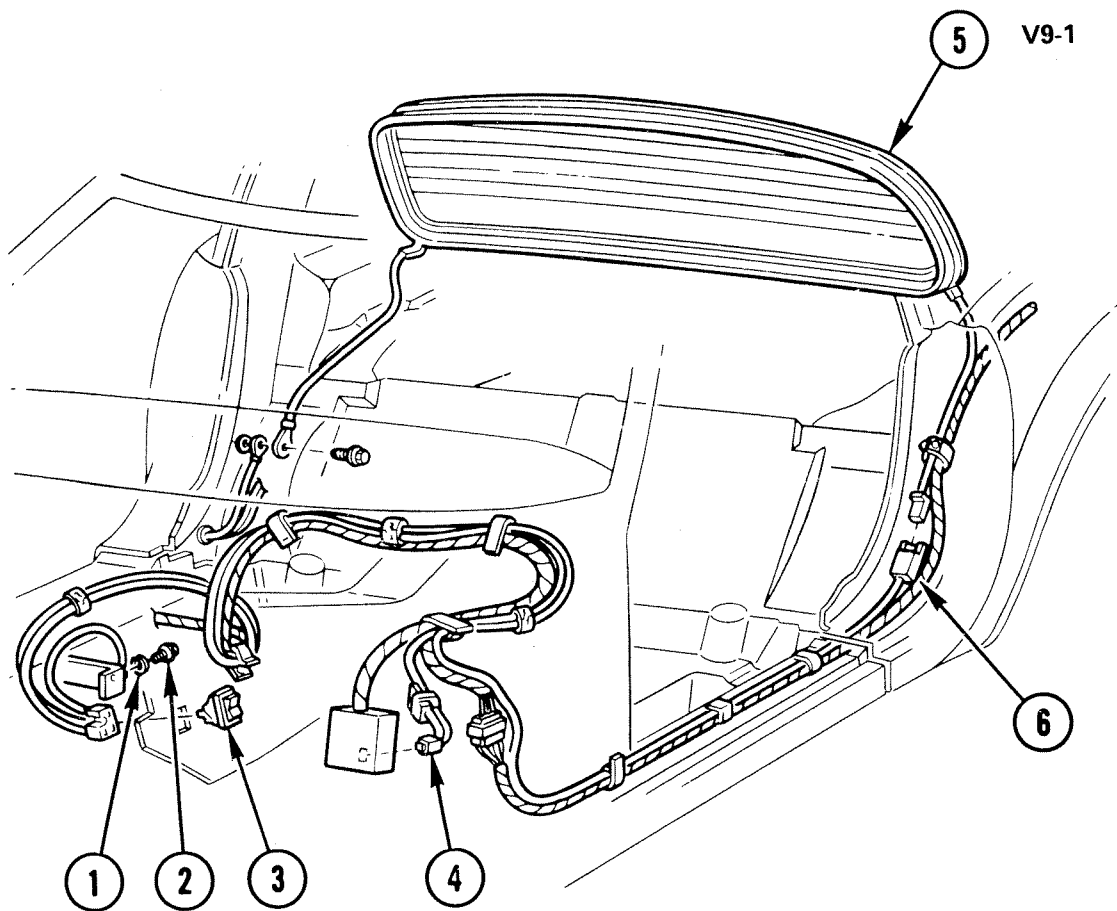
1. NUT (#8-18)	8.921	7. BLOWER ASM	9.778
2. DUCT	9.778	8. BRACKET	9.778
3. HOSE	8.962	9. SCREEN ASM	N.S.
4. GRILLE	9.778	10. SCREW (#10-16 x 5/8")	8.977
5. SCREW (#8-18 x 5/8")	8.977	11. SCREW (1/4"-20 x 3/4")	8.900
6. SHIELD	9.778	12. NUT ASM	12.815



V9-36

1968-76 "Y" REAR WINDOW DEFOGGING WIRING

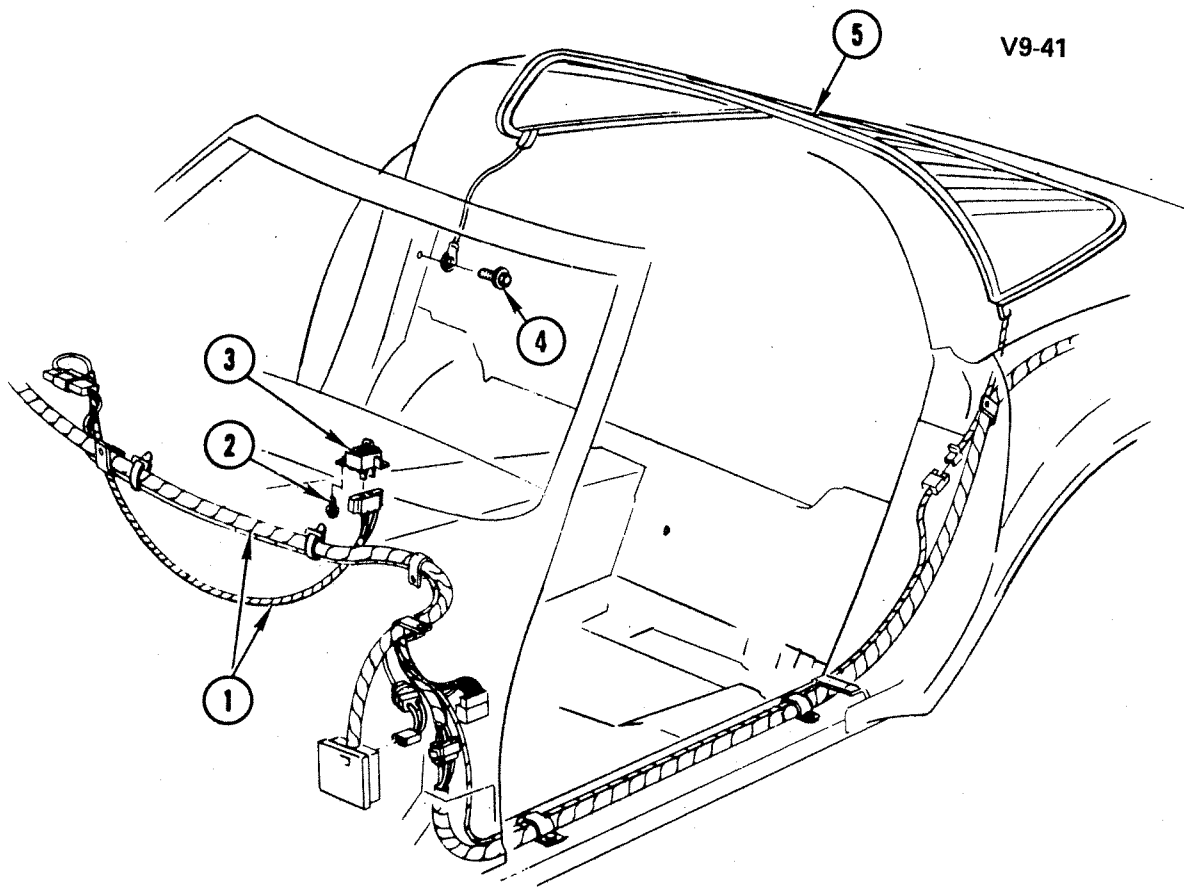
1. KNOB ASM	9.778
2. SCREW (#10-16 x 1/2")	8.977
3. SWITCH ASM	9.778
4. WIRE ASM	9.778
5. WASHER, Lock (1/4")	8.932
6. CLIP (1/4")	8.950
7. CAPACITOR ASM	9.778
8. BOLT (1/4"-20 x 3/4")	8.900
9. BRACKET	9.778
10. SCREEN ASM	N.S.
11. BLOWER ASM	9.778
12. SCREW (#10-16 x 5/8")	8.977



V9-1

1976-77 "Y" REAR WINDOW DEFOGGER

1. WASHER (#10 13/32")	8.932
2. SCREW (#8-18 x 1/2")	8.977
3. SWITCH ASM, Defogger	9.778
4. WIRE ASM, Defogger	9.778
5. GLASS, Rr Window	11.204
6. WIRE HARNESS	N.S.

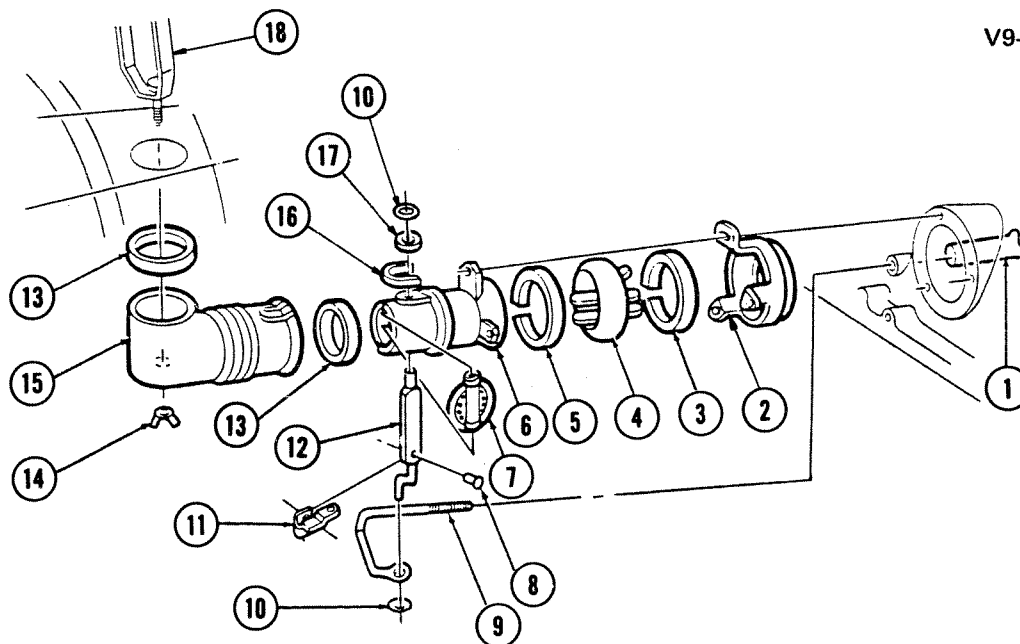


V9-41

1978-80 "Y" REAR WINDOW DEFOGGER

1. WIRE ASM, Defogger	9.778
2. SCREW (M4.2 x 1.41 x 11)	8.977
3. SWITCH ASM	9.778
4. SCREW (M4.2 x 1.41 x 13)	8.977
5. GLASS, B/W	11.204

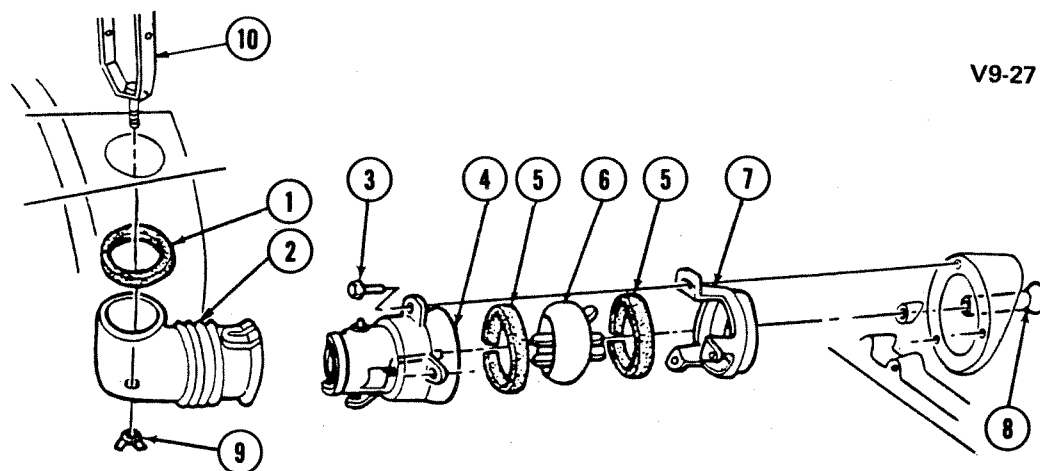
V9-26



V9-26

1968-70 "Y" ASTRO VENTILATION

1. KNOB, Air Vent	9.787	10. NUT (5/32")	8.921
2. RETAINER, Air Side Outlet Deflector ..	9.782	11. SPRING, Air Inlet Plenum Valve	
3. SEAL	9.262	Actuator to Link	9.786
4. DEFLECTOR, Center Outlet	9.262	12. SHAFT, W/Lever	9.786
5. SEAL, A/C Evap Side Outlet Duct	9.262	13. SEAL, Air Side Outlet Duct (5/8"	
6. ADAPTER, Air Side Outlet	9.786	Thick)	9.786
7. DOOR, Air Side Outlet Deflector		14. NUT, Wing (#10-32)	8.920
Adapter	9.786	15. DUCT, Air Side Outlet Adap	9.786
8. RIVET (3/16")	8.967	16. SEAL, Air Side Outlet	9.786
9. ROD, W/Tube Air Vent Control	9.787	17. SPECIAL WASHER (3/16")	8.927
		18. STRAP, Si Otlt Adap Duct	9.789

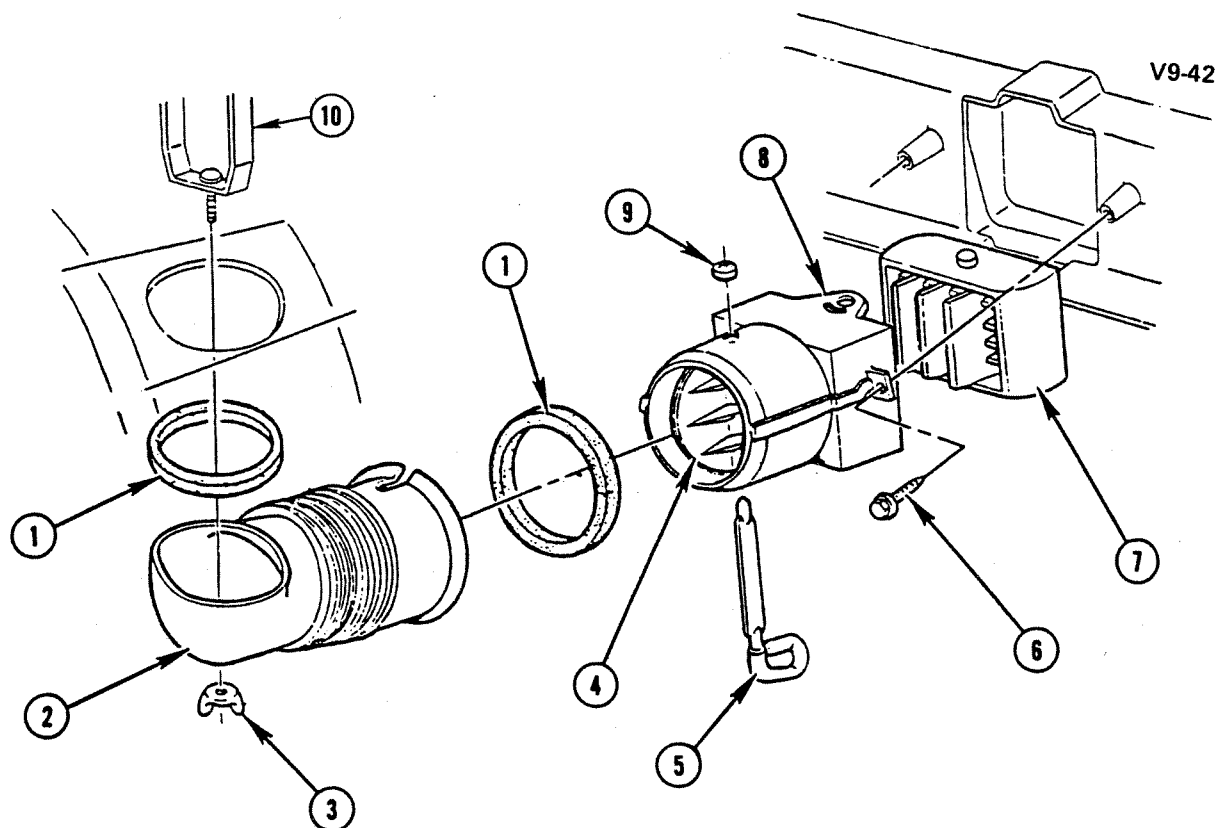


V9-27

V9-27

1971-78 "Y" AIR SIDE OUTLET

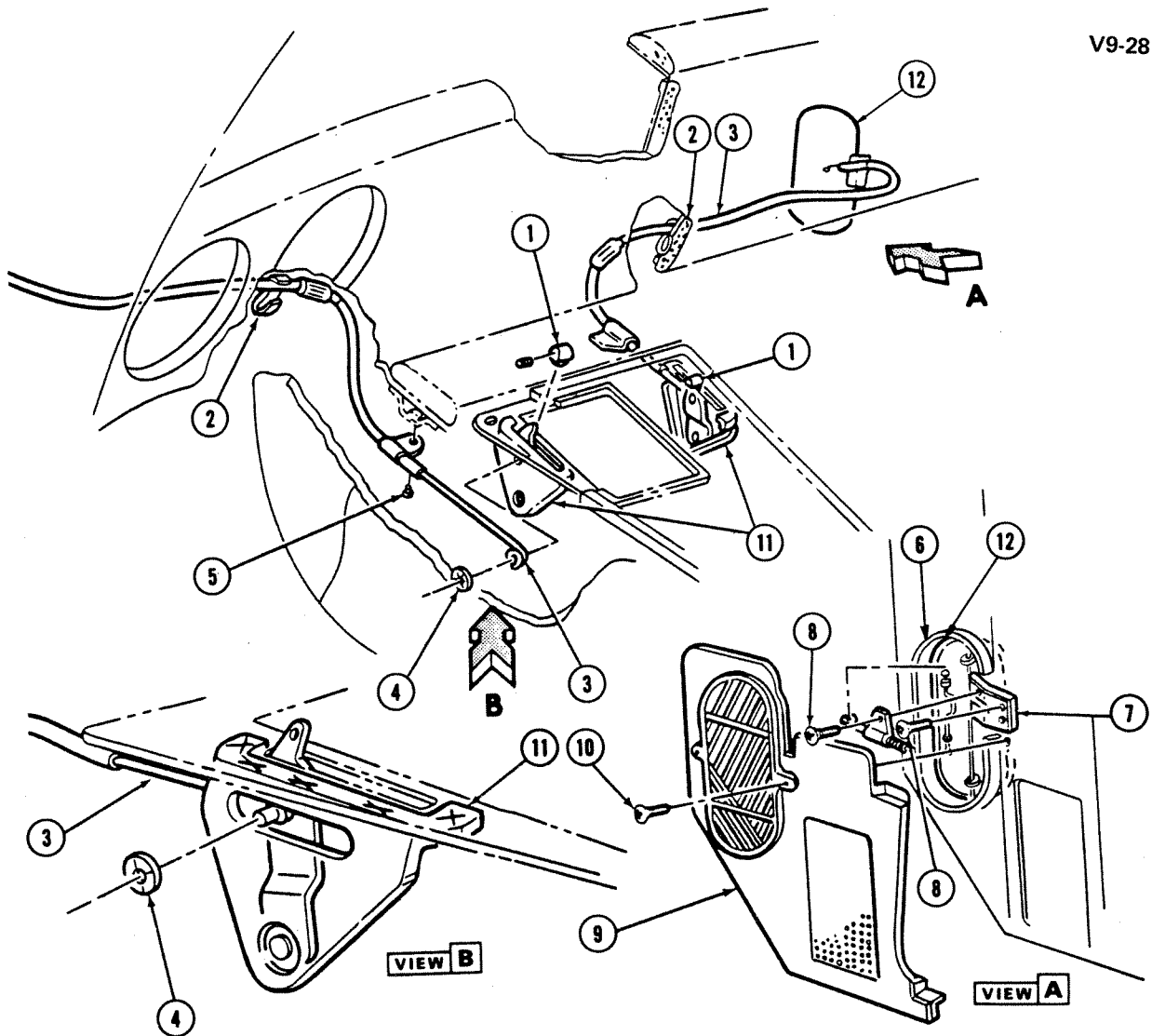
1. SEAL, Air Side Outlet Duct (5/8"		5. SEAL, A/C Evap Air Ctr Outlet	9.262
Thick)	9.786	6. DEFLECTOR, Air Side Outlet	9.262
2. DUCT, Air Side Outlet Adap	9.786	7. RETAINER, Air Side Outlet Deflector ..	9.782
3. SCREW (#8-18 x 5/8")	8.977	8. KNOB, Side	10.559
4. ADAPTER, Air Side Outlet Deflector ..	9.786	9. NUT, Wing (#10-24)	8.920
		10. STRAP, Si Otlt Adap Duct	9.789



V9-42

1979-82 "Y" AIR SIDE OUTLET

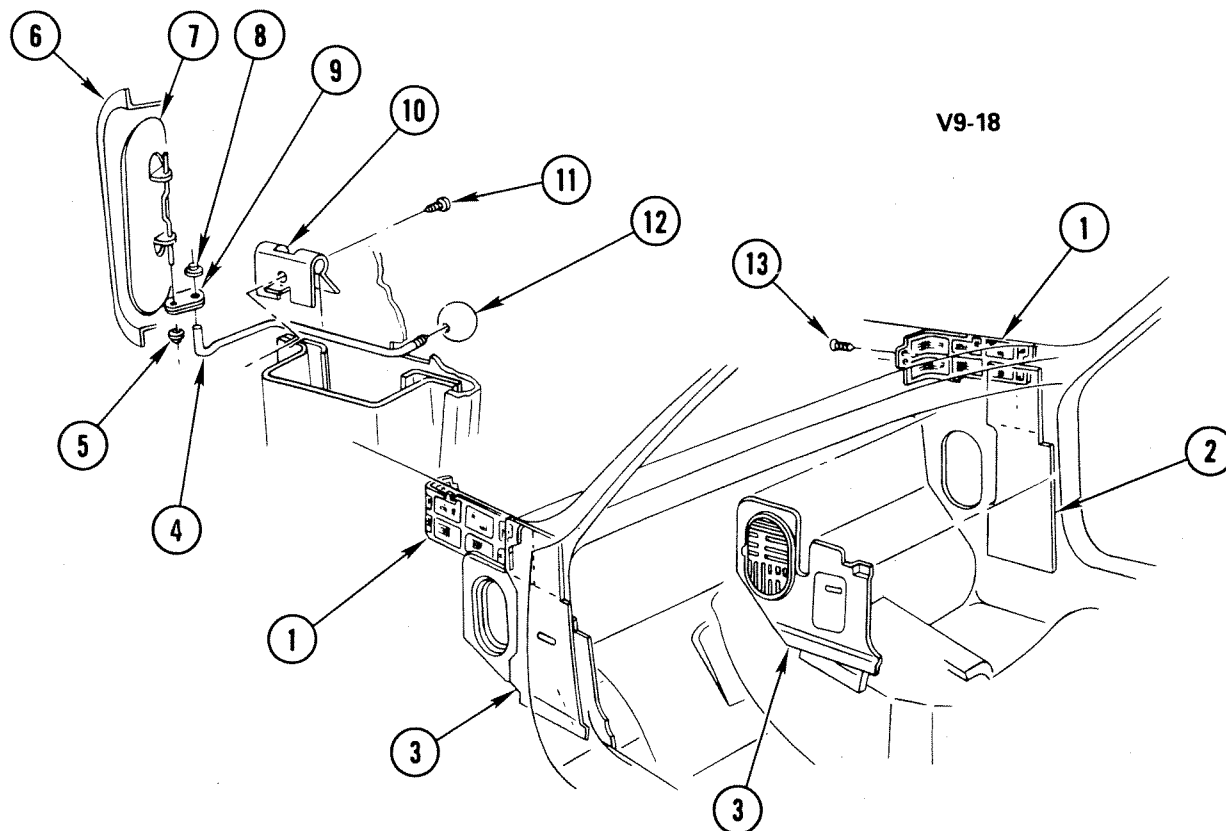
1. SEAL ASM, Si F/D Trim Pnl	9.262
2. DUCT, Air Si Outlet Adap-LH	9.786
DUCT, Air Si Outlet Adap-RH	9.786
3. NUT, Wing (#10-24)	8.920
4. VALVE, A/C Air Si Outlet Duct	9.789
5. ROD ASM, Air Si Outlet Valve	9.787
6. SCREW (M4.2-1.41 x 16)	8.977
7. DEFLECTOR ASM	9.262
8. ADAPTER ASM	9.786
9. NUT, Tirm Plt to Cstr Carr Aplq	9.787
10. STRAP, Si Oflt Adap Duct	9.789



V9-28

1968-76 "Y" COWL VENTILATOR CONTROLS

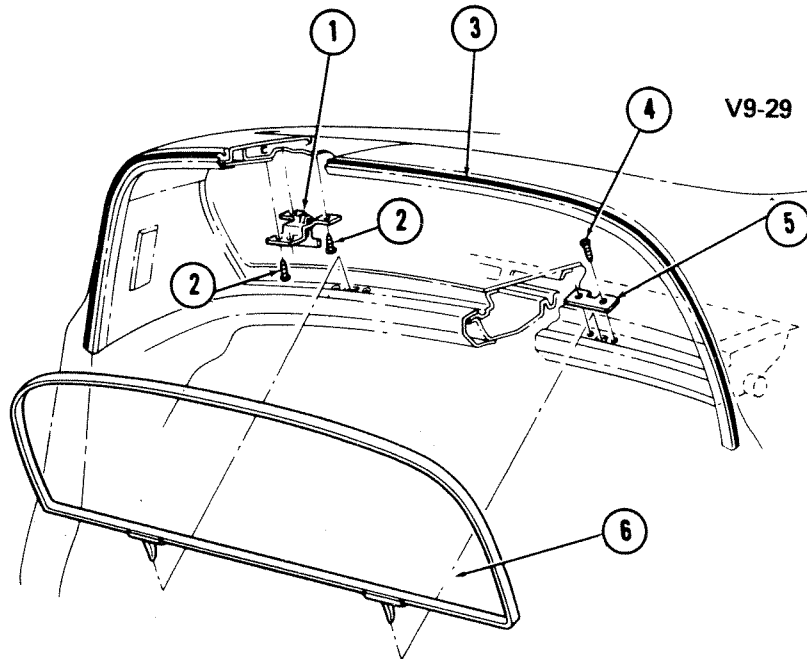
1. KNOB ASM, Air Vent Control	9.787
2. CLIP	N.S.
3. ROD, W/Tube Air Vent Control	9.787
4. NUT	9.787
5. SCREW (#10-24 x 1/2")	8.900
6. Outlet, Dash Panel Vent Air	9.789
7. BRACKET, Air Vent Cable	9.787
8. SCREW (#8-18 x 3/8")	8.977
9. COVER, Pillar to Dash Trim Kick Pad	12.804
10. SCREW	8.977
11. HOUSING ASM, Htr Control (Chrome Lever-Approx 1 11/16" from Cable Conn)	8.852
12. VALVE, VENT AIR OUTLET	9.789



V9-18

1977-82 COWL VENT

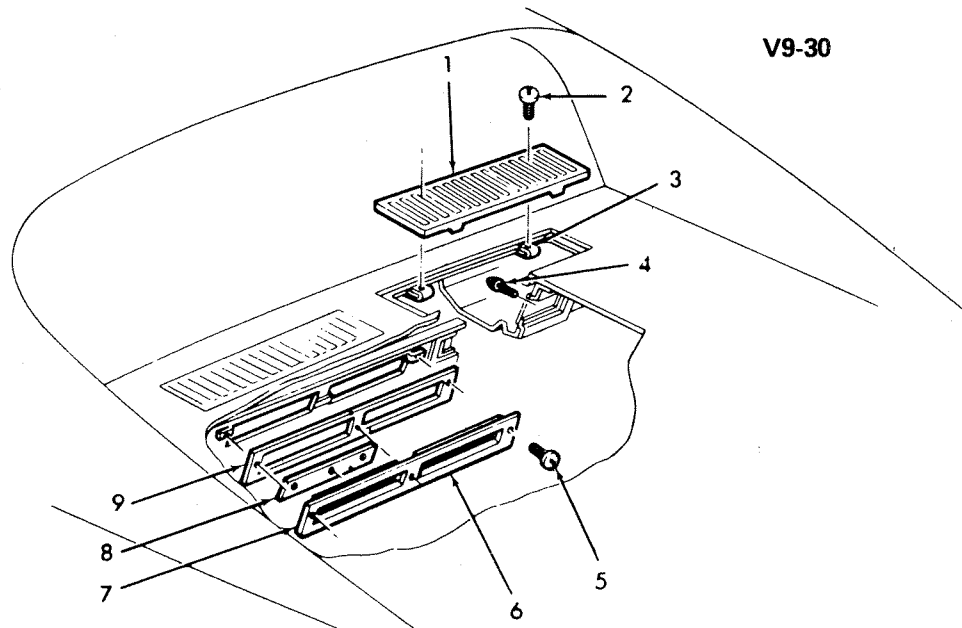
1. SCREEN, Plenum Side Panel	12.941
2. INSULATOR, Body Hinge Pillar	N.S.
3. COVER, Pillar to Dash Trim Kick Pad	12.804
4. ROD, Air Vent Control	9.787
5. NUT, Body Rr Vent Plenum Door Rod (5/32")(Push On)	9.787
6. OUTLET, Dash Panel Vent Air	9.789
7. VALVE ASM, Vent Air Outlet	9.789
8. RETAINER, A/C Air Inlet Plenum Valve Link	9.787
9. LINK, Air Vent Control Rod	9.786
10. BRACKET, Air Vent Control Rod	9.787
11. SCREW, Hex (#8-18 x 3/8")	8.977
12. KNOB, Remote Control Handle	10.512
13. SCREW, Hex (M4.2 x 1.41)	8.977



V9-29

1968-72 "Y" REAR WINDOW DETAILS

1. LOCK ASM	11.207	4. SCREW ASM	8.931
2. SCREW (#10-24 x 1/2")	8.931	5. PLATE, Lock Wedge	11.204
3. WEATHERSTRIP, Roof Panel Rr	13.346	6. GLASS	11.204



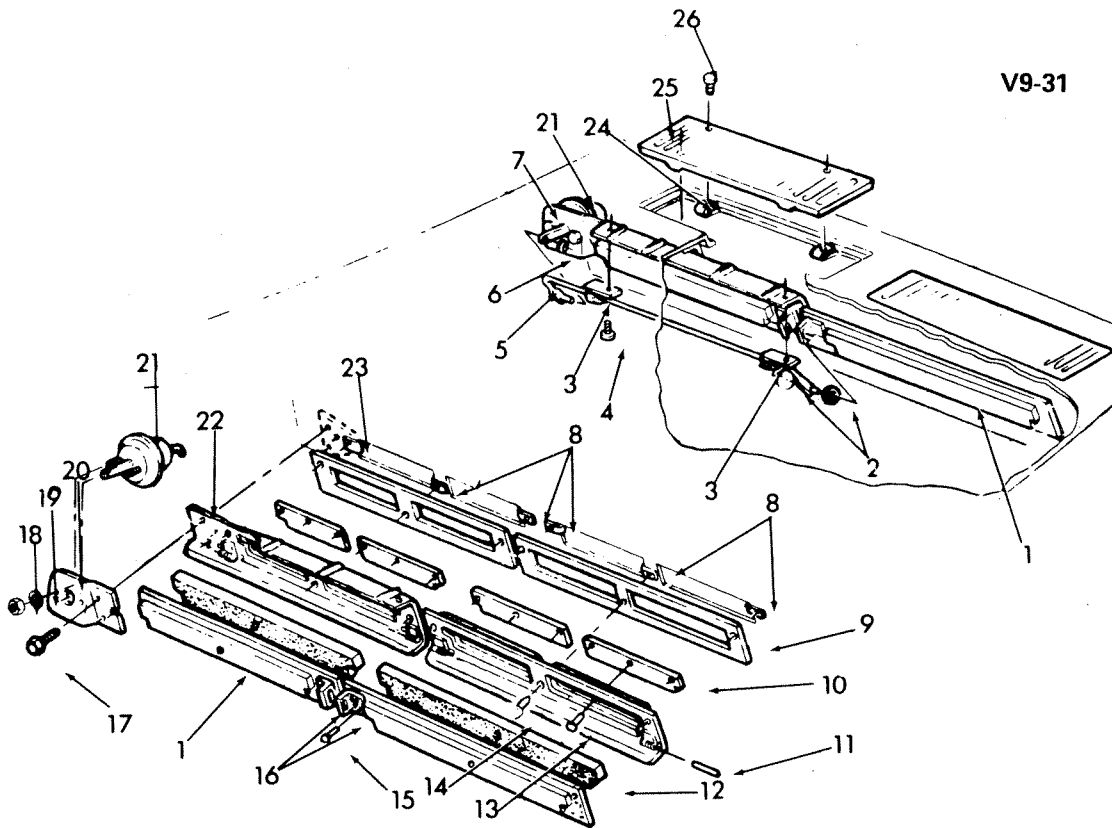
V9-30

1968 "Y" BODY REAR GRILLE AND PLENUM DOOR

1. PANEL, Air Inlet Grille	9.789	5. SCREW (#10-16 x 1/2")	8.977
2. SCREW	8.977	6. FRAME, Body Rr Vent Plenum Door ..	9.789
3. "U" NUT	8.931	7. DOOR, Body Rr Vent Plenum	9.789
4. BUMPER	10.242	8. VALVE ASM, Body Rr Vent Plenum ...	9.789
		9. GASKET	9.782

V9-30

V9-31



V9-31

1969-75 "Y" BODY REAR GRILLE & REAR PLENUM AIR DOOR

1. DOOR ASM	9.789	14. SCREW (#8-18 x 1/2")	8.977
2. WASHER	8.929	15. RIVET (1/8")	8.967
3. GUIDE	9.789	16. BRACKET	9.789
4. RIVET (3/16" x 9/16")	8.967	17. SCREW (#8-18 x 5/8")	8.977
5. ROD ASM	9.789	18. NUT (#10-32)	8.915
6. NUT (5/32")	8.921	19. WASHER (#10)	8.932
7. SUPPORT	9.789	20. SUPPORT	9.789
8. NUT (#8-18 x 5/8")	8.921	21. ACTUATOR ASM	9.789
9. GASKET	9.782	22. FRAME ASM	9.789
10. VALVE ASM	9.789	23. PLATE	9.789
11. PIN	9.789	24. NUT (#8-18)	8.921
12. GASKET	9.782	25. PANEL, Air Outlet Grille	9.789
13. FASTENER	9.789	26. SCREW (#6-18 x 5/8")	8.977



CHEVROLET CHASSIS GROUP 9.000



BODY MOUNTING—AIR CONDITIONING — INSTRUMENT CLUSTER

ALPHABETICAL INDEX

A			
ACCUMULATOR, A.C. Refrigerant.....	9.195	CAP, A.C. Compressor.....	9.177
ACTUATOR, A.C. Control Vacuum.....	9.280	CAPACITOR, Radio Static Suppression.....	9.663
ACTUATOR, Air Distributor.....	9.786	CAPACITOR, Rear Window Defogger.....	9.778
ACTUATOR, Plenum Air.....	9.789	CAP, Radio Antenna.....	9.647
ADAPTER, Air Distributor.....	9.786	CAP, Suction Throttling (P.O.A.).....	9.198
ADAPTER, Air Distributor.....	9.262	CASE, A.C. Evaporator.....	9.211
ANTENNA, Radio.....	9.645	CASE, Instrument Cluster.....	9.743
ARM, Air Distributor.....	9.786	CASE, Rear Window Defogger.....	9.778
ARMATURE KIT, Radio Antenna.....	9.647	CLAMP, A.C. Compressor.....	9.242
		CLAMP, A.C. Evaporator Expansion Valve.....	9.214
		CLAMP, A.C. Evaporator.....	9.211
		CLAMP, A.C. Refrigerant.....	9.196
		CLAMP, A.C. Vacuum & Temperature.....	9.281
		CLAMP, Air Distributor.....	9.786
		CLAMP, Outside Air.....	9.787
		CLAMP, Valve In Receiver.....	9.199
		CLIP, A.C. Compressor.....	9.242
		CLIP, Air Distributor.....	9.262
		CLIP, Air Distributor.....	9.786
		CLIP, Air Distributor.....	9.264
		CLIP, Air Outlet.....	9.744
		CLIP, Instrument Cluster.....	9.647
		CLIP KIT, Radio Antenna.....	9.787
		CLIP, Outside Air.....	9.761
		CLIP, Speedometer to Instrument Panel.....	9.772
		CLOCK, Clock.....	9.735
		CLUSTER, Instrument Panel Gage.....	
		CLUTCH DRIVE, A.C. Compressor Clutch	
		Actuating.....	9.188
		COIL, A.C. Compressor Clutch Actuating.....	9.186
		COIL, Radio Antenna.....	9.647
		COMPRESSOR, A.C. Compressor.....	9.170
		CONDENSER, A.C. Condenser.....	9.190
		CONNECTOR, A.C. Vacuum & Temperature.....	9.281
		CONNECTOR, Cigarette Lighter.....	9.709
		CONNECTOR, Clock.....	9.772
		CONTROL, A.C. Control.....	9.273
		CONTROL, A.C. Electric Control.....	9.275
		CORE, A.C. Compressor.....	9.177
		CORE, A.C. Evaporator.....	9.210
		CORE, Suction Throttling (P.O.A.).....	9.198
		COUPLING, Tachometer.....	9.750
		COVER, A.C. Compressor (Internal Parts)(Axial)...	9.172
		COVER, A.C. Evaporator.....	9.211
		COVER, Air Distributor.....	9.262
		COVER, Radio Static Suppression.....	9.663
		CUP KIT, Radio Antenna.....	9.647
		CUSHION, Body to Frame Bolt.....	9.023
		CUSHION KIT, Body to Frame Bolt.....	9.023
		CYLINDER, A.C. Compressor.....	9.170
		CYLINDER W/SHAFT, A.C. Compressor.....	9.170
B			
BAFFLE, Suction Throttling (P.O.A.).....	9.198		
BALL, A.C. Compressor (Internal Parts)(Axial)	9.172		
BEARING, A.C. Compressor (Internal			
parts)(Radial).....	9.172A		
BEARING, A.C. Compressor Pulley.....	9.181		
BEARING, A.C. Compressor (Internal			
Parts)(Axial).....	9.172		
BEZEL, Instrument Cluster.....	9.743		
BEZEL, Radio Antenna.....	9.647		
BLOWER, Rear Window Defogger.....	9.778		
BOLT, A.C. Compressor Mounting.....	9.171		
BOLT, Radio.....	9.650		
BOLT, Radio Mounting.....	9.667		
BOLT, Radio Static Suppression.....	9.663		
BRACE, A.C. Compressor Mounting.....	9.171		
BRACKET, A.C. Compressor Mounting.....	9.171		
BRACKET, A.C. Compressor.....	9.242		
BRACKET, A.C. Condenser.....	9.190		
BRACKET, A.C. Refrigerant.....	9.196		
BRACKET, Air Distributor.....	9.786		
BRACKET, Instrument Cluster.....	9.744		
BRACKET KIT, Radio Antenna.....	9.647		
BRACKET, Outside Air.....	9.787		
BRACKET, Plenum Air.....	9.789		
BRACKET, Radio Antenna.....	9.647		
BRACKET, Radio Mounting.....	9.667		
BRACKET, Radio Static Suppression.....	9.663		
BRACKET, Rear Window Defogger.....	9.778		
BRACKET, Speedometer to Instrument Panel.....	9.761		
BRACKET, Tachometer.....	9.750		
BUSHING, A.C. Compressor (Internal			
Parts)(Axial).....	9.172		
BUSHING, A.C. Condenser.....	9.190		
BUSHING, Speedometer to Instrument Panel.....	9.761		
BUTTON, Instrument Cluster Warning.....	9.765		
BUZZER, Speed Indicator.....	9.762		
C			
CABLE KIT, Tachometer.....	9.750		
CABLE, Outside Air.....	9.787		
CABLE, Radio Antenna.....	9.647		
CABLE, Tachometer.....	9.750		
		D	
		DEFLECTOR, Air Distributor.....	9.262
		DEFLECTOR, Air Outlet.....	9.264
		DESICCANT, A.C. Refrigerant.....	9.195
		DESICCANT KIT, A.C. Refrigerant.....	9.195
		DOOR, Plenum Air.....	9.789
		DUCT, Air Distributor.....	9.262
		DUCT, Air Distributor.....	9.786
		DUCT, Rear Window Defogger.....	9.778

ALPHABETICAL INDEX

DUCT, Windshield Defroster 9.779

E

ELBOW, A.C. Blower Motor Cooling 9.218
ELEMENT, Cigarette Lighter 9.709

F

FAN, A.C. Evaporator Blower 9.216
FAN, Rear Window Defogger 9.778
FASTENER, Radio Mounting 9.667
FELT, Air Outlet 9.264
FILTER, Instrument Cluster 9.748
FILTER, Tachometer 9.750
FITTING, A.C. Compressor 9.226
FRAME, Plenum Air 9.789
FUSE, A.C. Compressor (Internal Parts)(Axial) 9.172

G

GASKET, A.C. Compressor 9.177
GASKET, A.C. Evaporator Expansion Valve 9.214
GASKET, A.C. Evaporator 9.211
GASKET, Air Duct 9.782
GASKET, Instrument Cluster 9.749
GASKET, Radio Antenna 9.647
GASKET, Rear Window Defogger 9.778
GASKET, Speedometer to Instrument Panel 9.761
GEAR, Tachometer 9.750
GRILLE, Radio Auxiliary Speakers 9.665
GRILLE, Radio Speaker 9.655
GRILLE, Rear Window Defogger 9.778
GRILLE, Windshield Defroster 9.779
GROMMET, A.C. Electric Control 9.275
GROMMET, A.C. Refrigerant 9.196
GROMMET, Radio Antenna 9.647
GROMMET, Rear Window Defogger 9.778
GROMMET, Wiring and Pipes 9.775
GUIDE, A.C. Compressor Pulley 9.181
GUIDE, Plenum Air 9.789
GUIDE, Radio Antenna 9.647

H

HARNESS, A.C. Compressor (Internal Parts)(Axial) 9.172
HARNESS, A.C. Wiring 9.276
HARNESS KIT, Radio and Speaker 9.656
HARNESS, Radio and Speaker 9.656
HARNESS, Radio Antenna 9.647
HARNESS, Rear Window Defogger 9.778
HEAD, A.C. Compressor 9.174
HEAD, Speedometer to Instrument Panel 9.761
HOSE, A.C. Refrigerant (Metal and Rubber Sections) 9.225
HOSE, A.C. Vacuum & Temperature 9.281
HOSE, Air Distributor 9.786
HOSE, Air Outlet 9.260
HOSE, Windshield Defroster 9.779
HOUSING, A.C. Refrigerant 9.195
HOUSING, Air Distributor 9.786
HOUSING, Cigarette Lighter 9.709
HOUSING, Instrument Cluster Warning 9.765
HOUSING KIT, Radio Antenna 9.647
HOUSING, Outside Air 9.787
HOUSING, Radio Antenna 9.647
HOUSING, Radio Auxiliary Speakers 9.665
HOUSING, Speedometer to Instrument Panel 9.761

I

INLET, A.C. Refrigerant 9.195
INSULATOR, A.C. Expansion Refrigerant 9.213
INSULATOR, Body to Frame Bolt 9.023

K

KEY, A.C. Compressor Clutch Actuating 9.188
KIT, A.C. Refrigerant 9.195
KNOB, Clock 9.772
KNOB KIT, Clock 9.772
KNOB, Outside Air 9.787
KNOB, Radio & Antenna Control 9.649
KNOB, Rear Window Defogger 9.778
KNOB, Speedometer to Instrument Panel 9.761

L

LAMP, Luggage Compartment 9.988
LENS, A.C. Control 9.279
LENS, Instrument Cluster 9.748
LEVER, A.C. Control 9.278
LINK, Air Distributor 9.786

M

MAGNET KIT, Radio Antenna 9.647
MAST, Radio Antenna 9.647
MICROPHONE, Radio 9.650
MODULE, Instrument Cluster Warning 9.765
MOTOR, A.C. Evaporator Blower 9.215
MOTOR, Radio Antenna 9.647
MOTOR, Rear Window Defogger 9.778

N

NUT, A.C. Compressor 9.242
NUT, A.C. Compressor Pulley 9.181
NUT, A.C. Electric Control 9.275
NUT, Clock 9.772
NUT, Instrument Cluster 9.743
NUT KIT, A.C. Compressor 9.170
NUT, Luggage Compartment 9.988
NUT, Radio Antenna 9.647
NUT, Radio Mounting 9.667
NUT, Radio Static Suppression 9.663
NUT, Rear Window Defogger 9.778
NUT, Speedometer to Instrument Panel 9.761

O

O-RING, A.C. Compressor (Internal parts)(Radial) 9.172A
OIL, A.C. Maintenance 9.282
ORIFICE, A.C. Expansion Refrigerant 9.213
O RING, A.C. Compressor (Internal Parts)(Axial) .. 9.172
O RING, A.C. Compressor (Internal parts)(Radial) 9.172A
O RING, A.C. Refrigerant 9.196
O RING KIT, A.C. Compressor 9.170
O RING, Suction Throttling (P.O.A.) 9.198
OUTLET, Air Distributor 9.262
OUTLET, Plenum Air 9.789

ALPHABETICAL INDEX

P

PANEL, Air Distributor.....	9.262
PANEL, Plenum Air.....	9.789
PANEL, Radio Auxiliary Speakers.....	9.665
PIN, A.C. Compressor Mounting.....	9.171
PIN, A.C. Compressor Pressure Relief.....	9.178
PIN, Plenum Air.....	9.789
PISTON, A.C. Compressor (Internal Parts)(Axial).....	9.172
PISTON, Suction Throttling (P.O.A.).....	9.198
PLATE, A.C. Compressor (Internal Parts)(Axial).....	9.172
PLATE, A.C. Compressor (Internal parts)(Radial).....	9.172A
PLATE, A.C. Control.....	9.279
PLATE, Air Distributor.....	9.786
PLATE, Air Distributor.....	9.262
PLATE, Instrument Cluster.....	9.743
PLATE, Radio Antenna.....	9.647
PLIERS, Outside Air.....	9.787
PRINTED CIRCUIT, Instrument Cluster.....	9.744
PULLEY, A.C. Compressor Drive.....	9.180
PUMP KIT, A.C. Compressor (Internal Parts)(Axial).....	9.172

R

RACE, A.C. Compressor (Internal Parts)(Axial).....	9.172
RECEIVER, A.C. Refrigerant.....	9.195
RECEIVER, Radio.....	9.650
REFLECTOR, Cigarette Lighter.....	9.709
REINFORCEMENT, Radio Antenna.....	9.647
RELAY, A.C. Electrical.....	9.277
RELAY, Radio Antenna.....	9.647
RELAY, Rear Window Defogger.....	9.778
REPAIR KIT, Refrigerant Flow Sight.....	9.202
RESISTOR, A.C. Electric Control.....	9.275
RETAINER, A.C. Compressor (Internal Parts)(Axial).....	9.172
RETAINER, A.C. Compressor Shaft.....	9.175
RETAINER, Air Duct.....	9.782
RETAINER, Air Outlet.....	9.264
RETAINER, Cigarette Lighter.....	9.709
RETAINER, Instrument Cluster.....	9.743
RETAINER, Instrument Cluster Lens.....	9.747
RETAINER, Outside Air.....	9.787
RETAINER, Radio Mounting.....	9.667
RING, A.C. Compressor (Internal Parts)(Axial).....	9.172
RING, A.C. Compressor Pulley.....	9.181
RING, A.C. Compressor Shaft.....	9.175
RING, A.C. Compressor (Internal parts)(Radial).....	9.172A
RING, A.C. Refrigerant.....	9.195
ROD, Outside Air.....	9.787
ROD, Radio Antenna.....	9.647
ROLLER, Air Distributor.....	9.786
ROTOR, A.C. Compressor (Internal parts)(Radial).....	9.172A

S

SCREEN, A.C. Compressor (Internal Parts)(Axial).....	9.172
SCREEN, A.C. Refrigerant.....	9.195
SCREW, A.C. Compressor.....	9.177
SCREW, A.C. Compressor Drive.....	9.180
SCREW, A.C. Compressor (Internal Parts)(Axial).....	9.172
SCREW, A.C. Condenser.....	9.190
SCREW, A.C. Evaporator Expansion Valve.....	9.214
SCREW, A.C. Refrigerant.....	9.195
SCREW, Air Distributor.....	9.262
SCREW, Instrument Cluster.....	9.743
SCREW, Radio Static Suppression.....	9.663
SCREW, Rear Window Defogger.....	9.778
SCREW, Suction Throttling (P.O.A.).....	9.198
SEAL, A.C. Compressor (Internal parts)(Radial).....	9.172A
SEAL, A.C. Compressor.....	9.226
SEAL, A.C. Compressor Shaft.....	9.175
SEAL, A.C. Evaporator.....	9.211
SEAL, Air Distributor.....	9.786
SEAL, Air Distributor.....	9.262
SEAL, Air Outlet.....	9.260

SEAL, Instrument Cluster.....	9.749
SEAL KIT, A.C. Compressor.....	9.170
SEAL, Rear Window Defogger.....	9.778
SEAL RING, A.C. Evaporator Expansion Valve.....	9.214
SEAL RING, A.C. Refrigerant (All Metal).....	9.220
SEAL RING, A.C. Refrigerant.....	9.196
SEAL RING KIT, A.C. Refrigerant.....	9.196
SEAL RING, Refrigerant Flow Sight.....	9.202
SEAL, Suction Throttling (P.O.A.).....	9.198
SEAL, Wiring and Pipes.....	9.775
SEAT, A.C. Compressor (Internal Parts)(Axial).....	9.172
SENSOR, Speedometer to Instrument Panel.....	9.761
SHAFT, A.C. Compressor.....	9.170
SHAFT, Air Distributor.....	9.786
SHAFT, Speedometer to Instrument Panel.....	9.761
SHAFT, Tachometer.....	9.750
SHELL, A.C. Compressor.....	9.170
SHELL, A.C. Refrigerant.....	9.195
SHELL KIT, A.C. Refrigerant.....	9.195
SHIELD, Instrument Cluster.....	9.748
SHIELD, Radio & Antenna Control.....	9.649
SHIELD, Radio Static Suppression.....	9.663
SHIELD, Rear Window Defogger.....	9.778
SHIM, A.C. Compressor Mounting.....	9.171
SHIM, Body to Frame Bolt.....	9.023
SIGHT GLASS KIT, Refrigerant Flow Sight.....	9.202
SLEEVE, A.C. Compressor (Internal Parts)(Axial).....	9.172
SLEEVE, Clock.....	9.772
SLEEVE, Instrument Cluster.....	9.748
SLEEVE KIT, A.C. Condenser.....	9.190
SOCKET, Instrument Cluster.....	9.744
SOCKET, Instrument Cluster Warning.....	9.765
SOCKET, Luggage Compartment.....	9.988
SPACER, A.C. Compressor Pulley.....	9.181
SPACER, A.C. Compressor Mounting.....	9.171
SPACER, A.C. Evaporator Blower.....	9.215
SPACER, Air Distributor.....	9.262
SPACER, Air Distributor.....	9.786
SPACER, Body to Frame Bolt.....	9.023
SPACER, Radio & Antenna Control.....	9.649
SPACER, Radio Antenna.....	9.647
SPACER, Rear Window Defogger.....	9.778
SPEAKER, Radio.....	9.650
SPEAKER, Radio Auxiliary Speakers.....	9.665
SPLITTER BOX, Radio Antenna.....	9.647
SPRING, Air Distributor.....	9.786
SPRING CLIP, A.C. Vacuum & Temperature.....	9.281
SPRING CLIP, Speedometer to Instrument Panel.....	9.761
SPRING, Instrument Cluster Warning.....	9.765
SPRING, Plenum Air.....	9.789
STRAP, A.C. Compressor.....	9.242
STRAP, Plenum Air.....	9.789
STRAP, Radio Static Suppression.....	9.663
STUD, Air Distributor.....	9.786
SUPPORT, A.C. Compressor Mounting.....	9.171
SUPPORT, Radio Static Suppression.....	9.663
SWITCH, A.C. Compressor (Internal Parts)(Axial).....	9.172
SWITCH, A.C. Control Vacuum.....	9.280
SWITCH, A.C. Electric Control.....	9.275
SWITCH KIT, A.C. Compressor (Internal Parts)(Axial).....	9.172
SWITCH KIT, A.C. Compressor (Internal parts)(Radial).....	9.172A
SWITCH, Rear Window Defogger.....	9.778

T

TACHOMETER, Tachometer.....	9.750
TEE, A.C. Vacuum & Temperature.....	9.281
TERMINAL, Instrument Panel Gage.....	9.735
TIMER, Instrument Cluster Warning.....	9.765
TRANSCEIVER, Radio.....	9.650
TUBE, A.C. Blower Motor Cooling.....	9.218
TUBE, A.C. Compressor (Internal Parts)(Axial).....	9.172
TUBE, A.C. Evaporator.....	9.211
TUBE, A.C. Refrigerant.....	9.195
TUBE, A.C. Refrigerant (All Metal).....	9.220
TUBE, Speedometer to Instrument Panel.....	9.761

ALPHABETICAL INDEX

V

VALVE, A.C. Compressor (Internal Parts)(Axial) ...	9.172
VALVE, A.C. Compressor Pressure Relief.....	9.178
VALVE, A.C. Expansion Refrigerant.....	9.213
VALVE, Air Distributor.....	9.786
VALVE, Air Duct.....	9.782
VALVE, Heater Water Temperature Control.....	9.795
VALVE, Plenum Air.....	9.789
VALVE, Suction Throttling (P.O.A.).....	9.198

W

WASHER, A.C. Compressor Drive.....	9.180
WASHER, Air Distributor.....	9.262
WASHER KIT, A.C. Compressor.....	9.170
WASHER, Tachometer.....	9.750
WIRE, Outside Air.....	9.787
WIRE, Radio and Speaker.....	9.656
WIRE, Radio Antenna.....	9.647
WIRE, Rear Window Defogger.....	9.778

BODY MOUNTING-AIR CONDITIONING-INSTRUMENT CLUSTER

9.023 CUSHION-CUSHION KIT-INSULATOR-SHIM-SPACER, Body to Frame Bolt

64-67	Y	3842913	AR	2.25	CUSHION, NO. 3, 4
64-67	Y	3842914	AR	.78	CUSHION, NO. 3, 4
64-67	Y37	3842913	AR	2.25	CUSHION, NO. 1 (W/SPACER)
64-67	Y37	3842914	AR	.78	CUSHION, NO. 1 (1 5/8" O.D. X 1/2" THK.)
70-79	Y	3788637	1	2.00	CUSHION, DIFF CARR FRT MT UPR
70-82	Y	3795333	1	2.50	CUSHION, DIFF CARR FRT MT LWR
73-82	Y	334756	AR	4.15	CUSHION, BODY BOLT (1, 2, 3, 4)
73-76	Y67	334755	4	4.15	CUSHION KIT, #2 AND #3 BODY BOLT
73-80	Y	334764	2	2.70	INSULATOR, #1 BODY BOLT (BLACK)
73-82	Y	334765	2	2.70	INSULATOR, #3 BODY BOLT (PINK)
80-82	Y	14010397	1	5.45	INSULATOR, DIFF CARR UPR
53-82	Y	366981	AR	.40	SHIM, STEEL (3 X 1 1/2" X 1/16")
					W/ONE 5/8" X 1" HOLE CTRD, ONE 7/8" WIDE SLOT IN ONE END
63-67	Y	3832279	4	.90	SPACER, FRT BPR BOLT

9.170 COMPRESSOR-CYLINDER-CYLINDER W/SHAFT-NUT KIT-O RING KIT-SEAL KIT-SHAFT-SHELL-WASHER KIT, A.C. Compressor

NOTE 1: CONSISTS OF 8 SEALS O RINGS. WHEN USING ON 1962-63 MODELS FORMERLY REQUIRING COVER GASKET SEAL, IT IS MANDATORY THAT COVER 6555755 GRP. 9.172 BE USED IN LIEU OF THIS COVER GASKET.

NOTE 2: CONTAINS 2 THRUST AND 1 BELLEVILLE WASHERS.

NOTE 3: KIT CONTAINS, 1 SEAL O RING, 1 SEAT SEAL, 1 RING RETAINING, 1 RETAINER SEAL, 1 SEAL SLEEVE.

NOTE 4: 1ST DES DOES NOT HAVE HI SI PRESS SW IN RR HD. 2ND DES HAS HI SI PRESS SW IN RR HD.

62-71	Y	5910432	1	235.30	COMPRESSOR, SERV(AXIAL)(NON SUPERHEAT SW)
72-73	Y	6598452	1	285.00	COMPRESSOR, SERV(SUPERHEAT TYPE)
72-73	Y W/AXIAL CMPR	12300266	1	N.L.	COMPRESSOR, SERV (ENGLISH)
72-73	Y W/AXIAL CMPR	12300276	1	N.L.	COMPRESSOR, SERV (METRIC)
74-76	Y W/AXIAL CMPR	12300271	1	N.L.	COMPRESSOR, SERV (METRIC)
75-82	Y W/RADIAL CMPR	12300273	1	N.L.	COMPRESSOR, SERV (METRIC)
76-79	Y	2724155	1		COMPRESSOR, RADIAL (SUPER HEAT TYPE)
77	Y W/AXIAL CMPR(1ST DES)	12300270	1	N.L.	COMPRESSOR, AXIAL COMPL(METRIC) (NOTE 4)
77	Y W/AXIAL CMPR(2ND DES)	12300272	1	N.L.	COMPRESSOR, AXIAL COMPL(METRIC) (NOTE 4)
63-79	Y	5914807	1	64.50	CYLINDER, W/DRIVE SHAFT BRG
66	Y (1ST DESIGN)	5914809	1	N.L.	CYLINDER, W/PSTNS, WOBBLE PLT AND SHAFT
66-78	Y (2ND DESIGN)	5914810	1	145.45	CYLINDER, W/PSTNS, WOBBLE PLT AND SHAFT
76-82	Y	2724144	1	N.L.	CYLINDER W/SHAFT, COMPR (NON-SUPER HEAT SW)
76	Y	2724161	1	242.70	CYLINDER W/SHAFT, COMPR (SUPERHEAT TYPE)
63-79	Y	6590589	1	4.13	NUT KIT, DRIVE SHAFT AND HEAD
76-82	Y W/RADIAL CMPR	9956746	1	4.84	O RING KIT, COMPR
63-78	Y	6591956	1	N.L.	SEAL KIT, (NOTE 1)
63-79	Y	6599114	1	N.L.	SEAL KIT, SHF (NOTE 3)
76-82	Y	9956695	1	N.L.	SEAL KIT, SHAFT
63-82	Y	5914705	1	58.50	SHAFT, W/WOBBLE PLT
63-79	Y W/AXIAL CMPR	2724176	1	70.00	SHELL, CMPR
76-82	Y W/RADIAL CMPR	2724158	1	35.80	SHELL, COMPR
76-82	Y	9956685	1	4.08	WASHER KIT, THRUST (NOTE 2)

9.171 BOLT-BRACE-BRACKET-PIN-SHIM-SPACER-SUPPORT, A.C. Compressor Mounting

NOTE: ORIGINAL EQUIPMENT BRACES MAY BE REPLACED BY SERVICE BRACES WHICH WILL REQUIRE DRILLING OF ATTACHING HOLE AND FORMING.

NOTE 1: NO COMPARABLE 1ST DESIGN.

NOTE 2: FOR 1ST DESIGN USE STD PART 120388. 1ST DESIGN IS A 6 CYL CMPR, 2ND DESIGN IS A 4 CYL CMPR.

NOTE 3: WHEN USING IN PLACE OF 364715 SUPPORT, CMPR. PIVOT BOLT MUST BE REPLACED WITH METRIC BOLT.

NOTE 4: 1ST DESIGN IS A 6 CYL CMPR, 2ND DESIGN IS A 4 CYL CMPR SEE 14015524 BRKT.

64	Y	3841724	1	.85	BOLT, EXH MANIF (3RD HOLE, RIGHT)(300M)(3.275)
82	Y	14037662	AR	.89	BOLT, CMPR(3/8-16 X 2 1/8)
76-81	Y (2ND DESIGN 1976)	364718	1	3.45	BRACE, RR (NOTE 1)
77-82	Y	461304	1	6.20	BRACE, FRT

BODY MOUNTING-AIR CONDITIONING-INSTRUMENT CLUSTER

9.171 BOLT-BRACE-BRACKET-PIN-SHIM-SPACER-SUPPORT, A.C. Compressor Mounting (Con't)

82	Y	14037661	1	3.45	BRACE, CMPR RR
64-76	Y (1ST DESIGN 1976)	3841698	1	6.35	BRACKET, FRT (NOTE 4)
64-76	Y (1ST DESIGN 1976)	3841699	1	2.60	BRACKET, RR (NOTE 4)
67-74	Y (427,454)	3894362	1	24.25	BRACKET, FRT
67-74	Y (427,454)	3894364	1	25.75	BRACKET, RR
76-79	Y (2ND DESIGN)	14015524	1	7.90	BRACKET, (NOTE 4)
80-82	Y	14015524	1	7.90	BRACKET
70-74	Y	606535	1	.42	PIN, SUPT (3/8" X 31/32")
64-76	Y (327,350)	3852876	AR	.40	SHIM, BRKT, RR
76-82	Y (2ND DESIGN 1976)	3820389	1	.35	SPACER, CMPR (6.897) (NOTE 2)
77-79	Y	538790	AR	.71	SPACER, SUPT
65-76	Y (327, 350) (1ST DESIGN 1976)	3841697	1	15.70	SUPPORT, BRKT, FRT (6 CYL CMPR)
65-74	Y (327,350)	351688	1	44.25	SUPPORT, BRKT, RR
66	Y	3872726	1	8.15	SUPPORT, BRKT, RR
66-74	Y (427,454)	3887167	1	12.55	SUPPORT
68	Y (427) W/H/PER.	3872726	1	8.15	SUPPORT, BRKT, RR
75-76	Y (1ST DESIGN-1976)	351688	1	44.25	SUPPORT, BRKT, RR (NOTE 1)
76-82	Y (2ND DESIGN-1976)	14015523	1	22.40	SUPPORT (4 CYL CMPR) (NOTE 3)

9.172 BALL-BEARING-BUSHING-COVER-FUSE-HARNESS-O RING-PISTON-PLATE-PUMP KIT-RACE-RETAINER-RING-SCREEN-SCREW-SEAT-SLEEVE-SWITCH KIT-TUBE-VALVE, A.C. Compressor (Internal Parts)(Axial)

NOTE 1: CONSISTS OF 1 INNER AND OUTER ROTOR.

NOTE 2: CONSISTS OF 1 EACH TUBE ASM. AND BUSHING.

NOTE 3: COMPRESSOR MOUNTED PRESSURE SWITCH.

63-79	Y	6555258	6	3.20	BALL, PSTN DRIVE
63-76	Y	148406	2	2.90	BEARING, DRIVE SHAFT
63-79	Y	6555259	2	N.L.	BEARING, WOBBLE PLT THRUST
75-79	Y	6555440	2	5.85	BUSHING, DISCHARGE TUBE
63-76	Y	6555755	1	2.05	COVER, MANIF SUCTION C/OVR PASSAGE
72-73	Y	6556440	1	4.80	FUSE, CUT-OUT SW THERMAL
72	Y	8908651	1	10.00	HARNESS, HEAD AND SW WIRE
64-79	Y	5929144	1	.80	O RING, OIL INLET TUBE
73-79	Y	6556407	1	.57	O RING, SUPERHEAT SW
63-69	Y	6551150	3	16.15	PISTON, HIGH CMPR RATIO
75-79	Y W/AXIAL CMPR	6551150	3	16.15	PISTON, HIGH CMPR
76-78	Y	6551151	1	16.85	PISTON, LOW CMPR W/TEFLON RINGS
63-79	Y	5914706	1	16.55	PLATE, W/VALVES, FRT DISCHARGE
63-79	Y	5914709	1	16.55	PLATE, W/VALVES, RR DISCHARGE
63-79	Y	6590594	1	N.L.	PUMP KIT, CMPR OIL (NOTE 1)
63-79	Y	6556000	AR	N.L.	RACE, WOBBLE PLT THRUST BRG (PROD 0)
63-78	Y	6556050	AR	3.30	RACE, WOBBLE PLT THRUST BRG (PROD 5)
63-78	Y	6556055	AR	3.30	RACE, WOBBLE PLT THRUST BRG (PROD 5.5)
63-78	Y	6556060	AR	3.30	RACE, WOBBLE PLT THRUST BRG (PROD 6)
63-78	Y	6556065	AR	3.30	RACE, WOBBLE PLT THRUST BRG (PROD 6.5)
63-78	Y	6556070	AR	3.30	RACE, WOBBLE PLT THRUST BRG (PROD 7)
63-78	Y	6556075	AR	3.30	RACE, WOBBLE PLT THRUST BRG (PROD 7.5)
63-78	Y	6556080	AR	3.30	RACE, WOBBLE PLT THRUST BRG (PROD 8)
63-78	Y	6556085	AR	3.30	RACE, WOBBLE PLT THRUST BRG (PROD 8.5)
63-78	Y	6556090	AR	3.30	RACE, WOBBLE PLT THRUST BRG (PROD 9)
63-78	Y	6556095	AR	3.30	RACE, WOBBLE PLT THRUST BRG (PROD 9.5)
63-78	Y	6556100	AR	3.30	RACE, WOBBLE PLT THRUST BRG (PROD 10)
63-78	Y	6556105	AR	3.30	RACE, WOBBLE PLT THRUST BRG (PROD 10.5)
63-78	Y	6556110	AR	3.30	RACE, WOBBLE PLT THRUST BRG (PROD 11)
63-78	Y	6556115	AR	3.30	RACE, WOBBLE PLT THRUST BRG (PROD 11.5)

BODY MOUNTING-AIR CONDITIONING-INSTRUMENT CLUSTER

9.172 BALL-BEARING-BUSHING-COVER-FUSE-HARNESS-O RING-PISTON-PLATE-PUMP KIT-RACE-RETAINER-RING-SCREEN-SCREW-SEAT-SLEEVE-SWITCH-SWITCH KIT-TUBE-VALVE, A.C. Compressor (Internal Parts)(Axial) (Con't)

63-78	Y	6556120	AR	2.70	RACE, WOBBLE PLT THRUST BRG (PROD 12)
74-79	Y	W/AXIAL CMPR	6556408	1	1.15 RETAINER, SUPERHEAT SW RING
63-75	Y	6555254	6	3.70	RING, PSTN
76-78	Y	6556605	6	2.35	RING, PSTN (TEFLON)
63-78	Y	6555299	1	1.90	SCREEN, FREON INLET
76	Y	3899696	4	.36	SCREW, W/WASHER, FRT HEAD MT
63-78	Y	6556175	AR	3.90	SEAT, PSTN DRIVE BALL (PROD 17.5)
63-78	Y	6556180	AR	3.90	SEAT, PSTN DRIVE BALL (PROD 18)
63-78	Y	6556185	AR	3.90	SEAT, PSTN DRIVE BALL (PROD 18.5)
63-78	Y	6556190	AR	3.90	SEAT, PSTN DRIVE BALL (PROD 19)
63-78	Y	6556195	AR	3.90	SEAT, PSTN DRIVE BALL (PROD 19.5)
63-78	Y	6556200	AR	3.90	SEAT, PSTN DRIVE BALL (PROD 20)
63-78	Y	6556205	AR	3.90	SEAT, PSTN DRIVE BALL (PROD 20.5)
63-78	Y	6556210	AR	3.90	SEAT, PSTN DRIVE BALL (PROD 21)
63-78	Y	6556215	AR	3.90	SEAT, PSTN DRIVE BALL (PROD 21.5)
63-78	Y	6556220	AR	3.90	SEAT, PSTN DRIVE BALL (PROD 22)
63-78	Y	6557000	AR	3.05	SEAT, PSTN DRIVE BALL (PROD 0)
63-78	Y	6555440	2	5.85	SLEEVE, MANIF DISCHARGE C/OVR TUBE
68	Y	1998874	1	5.25	SWITCH
76-78	Y	6272089	1	10.60	SWITCH, CUT-OFF (PRESS)
78	Y	2724020	1	8.75	SWITCH KIT, HI SIDE (PRESS) (NOTE 3)
63-78	Y	6555298	1	1.28	TUBE, OIL PUMP SUCTION
63-79	Y	W/AXIAL CMPR	6590592	1	17.25 TUBE, MANIF DISCHARGE C/OVR (NOTE 2)
63-80	Y	6555279	2	7.70	VALVE, SUCTION

9.172A BEARING-O RING-PLATE-RING-ROTOR-SEAL-SWITCH KIT, A.C. Compressor (Internal parts)(Radial)

NOTE 1: COMPRESSOR MOUNTED PRESSURE SWITCH.

76-82	Y	6556572	1	3.59	BEARING, FRT HEAD MAIN
76	Y	5887997	2	.35	O RING, SUCTION DISC PORT
76-81	Y	6556407	1	.57	O RING, CMPR MT SW
76-82	Y	6556590	2	1.36	O RING, CYL TO SHELL
76-82	Y	6551141	4	10.85	PLATE, VALVE
75-82	Y	6556589	4	1.22	RING, VLV PLT RET
76-82	Y	6556734	1	1.18	RING, BRG TO FRT HEAD RET
76-82	Y	6551216	1	N.L.	ROTOR, W/BRG
76-82	Y	6556592	1	.71	SEAL, FRT HEAD TO CYL
78-79	Y	2724020	1	8.75	SWITCH KIT, HI SIDE (PRESS) (NOTE 1)

9.174 HEAD, A.C. Compressor

NOTE 1: WITH COMPRESSOR MOUNTED PRESSURE SWITCH.

NOTE 2: WITHOUT COMPRESSOR MOUNTED PRESSURE SWITCH.

63-73	Y	6598439	1	41.50	HEAD, RR, FRT (NOTE 1)
63-78	Y	(AXIAL)	6555283	1	33.40 HEAD, FRT
75-76	Y	6598439	1	41.50	HEAD, W/SW
77-82	Y	(RADIAL)	6551142	1	26.90 HEAD, W/BRG, FRT
78	Y	(AXIAL) (NON-SUPER HEAT TYPE) (1ST DES)	6555302	1	28.75 HEAD, RR (NOTE 2)
78	Y	(AXIAL) (HI SIDE PRESS TYPE) (2ND DES)	6556909	1	HEAD, RR (NOTE 1)

9.175 RETAINER-RING-SEAL, A.C. Compressor Shaft

69-79	Y	W/AXIAL CMPR	6556076	1	.45 RETAINER, SLEEVE SEAL
76-79	Y	W/AXIAL CMPR	6590591	1	4.91 RETAINER, CMPR RING
63-78	Y	6555328	1	1.85	RING, DRIVE SHAFT DRIVE HUB RET
63-78	Y	6555330	1	2.41	RING, COIL HSG RET
63-82	Y	6556767	1	1.10	RING, SEAL ST RET
69-79	Y	6556077	1	.50	SEAL, SLEEVE(FELT)

9.177 CAP-CORE-GASKET-SCREW, A.C. Compressor

63-72	Y	3792359	2	1.65	CAP, CMPR FITTING VLV
76-82	Y	3033974	1	3.55	CAP, REFRIG CHRGR VLV(3/8-24)
63	Y	3141348	AR	1.10	CORE, TEST VLV (29/32" LONG)
64-75	Y	3141348	AR	1.10	CORE, CONN PIPE VLV (BRASS THREADS)
63-79	Y	5858696	1	.66	GASKET, OIL DRN SCR
63-79	Y	5858694	1	1.33	SCREW, OIL DRAIN HOLE

9.178 PIN-VALVE, A.C. Compressor Pressure Relief

63-79	Y	6590686	1	1.30	PIN, CYL LOC
-------	---	---------	---	------	--------------

BODY MOUNTING-AIR CONDITIONING-INSTRUMENT CLUSTER

9.178 PIN-VALVE, A.C. Compressor Pressure Relief (Con't)

63-82 Y 5914435 1 12.60 VALVE, PRESS RLF

9.180 PULLEY -SCREW-WASHER, A.C. Compressor Drive

64-68 Y 5914745 1 82.40 PULLEY (W/5910717-0706-0741)
 69 Y 6550750 1 N.L. PULLEY (W/5910737-0738-0740)
 70 Y (EXC. 454) 5914745 1 82.40 PULLEY (W/5910717-0706-0741)
 70-73 Y (454) 6550750 1 N.L. PULLEY (W/5910737-0738-0740)
 73 Y (EXC. 454) 5914745 1 82.40 PULLEY (W/5910717-0706-0741)
 74-76 Y 6551249 1 71.50 PULLEY, W/BRG
 76-79 Y 6556717 1 18.30 PULLEY, RIM (5 1/2")
 76-78 Y W/AXIAL COMPR. 6550750 1 N.L. PULLEY, W/BRG (5.0 IN. DIA. PULLEY) ...
 76-82 Y W/RADIAL COMPR. 6556715 1 12.00 PULLEY, RIM (4.60 DIA)
 78 Y W/AXIAL COMPR. 5914745 1 82.40 PULLEY, W/BRG (5.58 IN. DIA PULLEY) ..
 75-82 Y W/RADIAL COMPR. 6556658 6 .51 SCREW, PULLEY RIM MT
 75-82 Y W/RADIAL COMPR. 6556660 6 .51 WASHER, PULLEY RIM MT SCREW

9.181 BEARING-GUIDE-NUT-RING-SPACER, A.C. Compressor Pulley

NOTE: SEE GROUP 1.066 FOR 1970-71 AIR CONDITIONING DRIVE BELTS.

63-82 Y 908287 1 N.L. BEARING, PUL
 76 Y 458595 1 1.05 GUIDE, BELT
 63-82 Y W/AXIAL COMPR. 6555385 1 .88 NUT, DRIVE SHF (NON-FLG TYPE)
 79 Y W/AXIAL COMPR. 6556923 1 .99 NUT, DRIVE SHF (FLG-TYPE)
 63-79 Y W/AXIAL COMPR. 6555329 1 2.80 RING, PULLEY BRG TO HD RET
 63-79 Y W/AXIAL COMPR. 6555338 1 .57 RING, BRG TO PULLEY HUB RET
 63-73 Y W/AXIAL COMPR. 6555384 1 2.47 SPACER, DR SHF NUT TO HUB
 74-79 Y 6555384 1 2.47 SPACER, DR SHF NUT TO HUB
 82 Y 3877600 AR .40 SPACER, A.C. COMP(3.655)

9.186 COIL, A.C. Compressor Clutch Actuating

63-78 Y W/AXIAL COMPR. 6550835 1 N.L. COIL, W/HSG
 75-82 Y W/RADIAL COMPR. 6551217 1 N.L. COIL, W/HSG

9.188 CLUTCH DRIVE-KEY, A.C. Compressor Clutch Actuating

NOTE 1: THIS PART IS USED ON 1958 VEHICLES WHEN THE 1962 DESIGNED 6 CYL. COMPRESSOR 6550160 ASM. HAS BEEN INSTALLED AS A REPLACEMENT COMPRESSOR.

63-79 Y 5914719 1 N.L. CLUTCH DRIVE, CMPR (NOTE 1)
 75-82 Y W/RADIAL COMPR. 6551220 1 N.L. CLUTCH DRIVE, CMPR
 63-82 Y 6555320 1 1.84 KEY, DR HUB TO DR SHAFT

9.190 BRACKET-BUSHING-CONDENSER-SCREW-SLEEVE KIT, A.C. Condenser

73-82 Y 336437 LH 3.55 BRACKET, CNDSR
 73-82 Y 336438 RH 3.55 BRACKET, CNDSR
 74-82 Y 382102 4 .31 BUSHING, CNDSR (4.037)
 69-72 Y 3949932 1 146.05 CONDENSER
 73-82 Y 3028820 1 154.85 CONDENSER
 74-82 Y 3027371 AR .28 SCREW, CNDSR BRKT (10 X 32)
 78-82 Y 1394293 4 .53 SLEEVE KIT, W/BSHG, CNDSR (4.037) ...

9.195 ACCUMULATOR -DESICCANT-DESICCANT KIT-HOUSING-INLET-KIT-RECEIVER-RING-SCREEN-SCREW-SHELL-SHELL KIT-TUBE, A.C. Refrigerant

NOTE 1: DISTINGUISHED BY GOLD HOUSING AND RED LABEL OR 1/4" HIGH LETTER "E" ON HOUSING.

NOTE 2: CONSIST OF VALVE HOUSING AND SIGHT GLASS ASM., SEAL RING KIT AND INTERNAL RETAINING RING.

NOTE 3: WHEN USING IN PLACE OF 6599448 IT WILL BE NECESSARY TO BUY PICK-UP TUBE 6598831 AND REPLACE DESICCANT BAG WITH 6598832.

77-79 Y 2724191 1 78.75 ACCUMULATOR (DOUBLE BAG)
 77-79 Y W/A.C. 2724261 1 75.83 ACCUMULATOR, DEHYDR
 80-82 Y 2724205 1 75.10 ACCUMULATOR
 73-76 Y 6598832 1 14.00 DESICCANT, DRIER KIT
 74-77 Y 2724225 1 16.99 DESICCANT KIT,
 73-75 Y (1ST DESIGN) 6599446 1 56.35 HOUSING, V.I.R. VLV KIT (NOTE 1,,,2) ...
 75-77 Y 6599446 1 56.35 HOUSING, V.I.R. VLV KIT (NOTE 1,,,2) ...
 75-76 Y (2ND DESIGN) 9956653 1 58.10 HOUSING, V.I.R. VLV KIT (NOTE 1,,,2) ...
 73-76 Y 6599443 1 23.80 INLET, COMP.
 76-77 Y 6599464 1 84.45 KIT, V.I.R. O RING AND SMALL PARTS ...
 63-67 Y 3155342 1 36.25 RECEIVER, W/DEHYDR
 68-72 Y 3012944 1 45.25 RECEIVER
 73-77 Y W/V.I.R. 9956810 1 157.00 RECEIVER, (NOTE 1)
 73-77 Y 6556489 1 .68 RING, RET. P/U TUBE
 73-77 Y 6599455 1 2.16 SCREEN, FILTER P/U TUBE
 73-77 Y 6556487 10 .41 SCREW, INLET CONN SHELL AND RCVR SHELL MT

BODY MOUNTING-AIR CONDITIONING-INSTRUMENT CLUSTER

9.195 ACCUMULATOR -DESICCANT-DESICCANT KIT-HOUSING-INLET-KIT-RECEIVER-RING-SCREEN-SCREW-SHELL-SHELL KIT-TUBE, A.C. Refrigerant (Con't)

73-77	Y	6598833	1	17.10	SHELL, RCVR KIT (NOTE 3)
74-77	Y	9956748	1	24.80	SHELL KIT, INLET CONN (NOTE 3)
74-77	Y	6598831	1	16.95	TUBE, PICK-UP KIT

9.196 BRACKET-CLAMP-GROMMET-O RING-SEAL RING-SEAL RING KIT, A.C. Refrigerant

NOTE: IF SPECIFIC PIPE ASM. OR TUBE ASM. USAGE CANNOT BE FOUND USE APPLICABLE FITTINGS FROM GROUP 9.222 AND CUT HOSE FROM GROUP 9.220 TO DESIRED LENGTH.

63-67	Y	3840341	1	.71	BRACKET, RCVR MT LWR
69-72	Y	3849849	1	.76	BRACKET, RCVR MT UPR
70-72	Y	3840341	1	.71	BRACKET, RCVR MT LWR
73-74	Y	3984667	2	.56	BRACKET, A/C RCVR AND VLV TO BLOW AND EVAP
77-82	Y	3035784	1	.76	CLAMP, ACCUM DEHYDR TO MT BRKT
79	Y W/ELEC DEFOG	3979756	1	.61	GROMMET, A.C. CNDSR TUBE (9.775)
63-82	Y	6555088	AR	.80	O RING (5/16" ID RUBBER)
73-77	Y	6556524	1	.99	SEAL RING, A/C P.O.A. VLV
73-77	Y	6556525	3	.99	SEAL RING, VLV HSG TO RECR SHELL
73-77	Y	6556526	1	.99	SEAL RING, A/C INT CONN SHELL TO VLV HSG
74-77	Y	6556712	1	.92	SEAL RING, VLV HSG TO RCVR SHELL (RADIUS)
73-77	Y	6599447	1	N.L.	SEAL RING KIT, A/C V.I.R.

9.198 BAFFLE-CAP-CORE-O RING-PISTON-SCREW-SEAL-VALVE, Suction Throttling (P.O.A.)

73-77	Y	6556559	1	.59	BAFFLE, P.O.A. VLV
63-79	Y	6551332	1	1.31	CAP, FREON CONT VLV
73-75	Y	6551178	1	1.45	CORE, LIQUID BLEED VLV
75-77	Y	6555533	1	.91	O RING, LIQUID BLEED LINE CONN
63-66	Y	6550597	1	19.60	PISTON, THROTTLING VLV
73-74	Y	6551143	2	1.09	SCREW, VLV CAPSULE RET(9.214)
63-66	Y	6555533	1	.91	SEAL, O RING, EVAP GAGE
67-74	Y	5910593	1	56.50	VALVE, REFRIG CONT
73-76	Y	6599444	1	N.L.	VALVE, P.O.A. SUCTION THROTTLING

9.199 CLAMP, Valve In Receiver

71-82	Y	3017087	AR	1.05	CLAMP, CLD TUBE (1.62D X .21 HOLE-1.41 CTC)
-------	---	---------	----	------	---

9.202 REPAIR KIT-SEAL RING-SIGHT GLASS KIT, Refrigerant Flow Sight

63-73	Y(EXC V.I.R. SYS)	3149478	1	5.55	REPAIR KIT, RECVR/DEHYDR SIGHT GLASS
73-77	Y	6556527	2	.99	SEAL RING, SIGHT GLASS
73-77	Y	6599451	1	5.70	SIGHT GLASS KIT,

9.210 CORE, A.C. Evaporator

73-76	Y	3028107	1	163.45	CORE
77-79	Y	3036433	1	191.05	CORE
80-82	Y	3042578	1	269.25	CORE

9.211 CASE-CLAMP-COVER-GASKET-SEAL-TUBE, A.C. Evaporator

72-73	Y	3024680	1	96.75	CASE, W/PLT AND RET, INLET
73-74	Y	3028098	1	76.25	CASE, W/PLT, OTLT
74-82	Y	3030068	1	96.75	CASE, W/PLT AND RET, INLET <i>B/MOTOR</i>
75-82	Y	3030077	1	45.75	CASE, OTLT
77-82	Y W/A.C.	3036486	1	76.25	CASE, FRT PLT AND VLV
68-72	Y	344719	1	.31	CLAMP, EVAP CORE OTLT TUBE SUPT (BLACK) (3.162)
78-82	Y	3037390	1	1.65	COVER, SEAL TUBE
63-67	Y	6556521	AR	.99	GASKET, O RING (COMPRESSOR FITTING END)(9.214)
70-81	Y	6556521	AR	.99	GASKET, O RING (.676 X .07) (9.214)
73-78	Y	8526398	AR	.52	GASKET, A/C RECR AND VLV INLET HOSE AND TUBE TO A/C RECR AND VLV, CUT-OFF SW
68-76	Y	3008851	AR	.52	SEAL, CASE (12 3/4" LONG) (CUT AS REQ.)
68-82	Y	3014820	1	3.35	SEAL, CORE TO CASE
68-80	Y	3014860	1	.50	SEAL, EVAP OTLT TUBE
68-82	Y	3014861	1	.50	SEAL, EVAP INLET TUBE
75-78	Y	3016894	1	.30	SEAL, CORE
75-79	Y	3018179	1	.70	SEAL, PLSTC (32.38 X .38 X .50)

BODY MOUNTING-AIR CONDITIONING-INSTRUMENT CLUSTER

9.211 CASE-CLAMP-COVER-GASKET-SEAL-TUBE, A.C. Evaporator (Con't)

75-82	Y	3039873	1	1.40	SEAL, CPLY SW
81	Y (1ST DES)	3014860	1	.50	SEAL, OTLT TUBE (NOTCHED FOR AN OIL BLEED LINE)
81	Y (2ND DES)	3051121	1	.47	SEAL, EVAP OTLT TUBE (W/O NOTCH FOR OIL BLEEDLINE)
81	Y(1ST DES)	3014860	1	.50	SEAL, EVAP OTLT TUBE(W/ NOTCH FOR OIL BLEED LINE)
82	Y	3051121	1	.47	SEAL, OTLT TUBE
68-72	Y	3021960	1	.69	TUBE, A/C BLO AND EVAP DRAIN

9.213 INSULATOR-ORIFICE-VALVE, A.C. Expansion Refrigerant

NOTE 1: 2ND DESIGN DISTINGUISHED BY GOLD HOUSING AND RED LABEL OR 1/4" HIGH LETTER "E" ON HOUSING.

68-72	Y	3014431	1	2.00	INSULATOR, CAPILLARY TUBE BULB
77-82	Y	3033879	1	N.L.	ORIFICE, W/GSKT
63-67	Y	5910613	1	54.50	VALVE, THERM EXPN
68-72	Y	5910767	1	65.00	VALVE, THERM EXPN
73-77	Y	6599445	1	24.81	VALVE, V.I.R. EXPN (NOTE 1)
75-76	Y (2ND DESIGN)	9956836	1	N.L.	VALVE, EXPN CAP KIT (NOTE 1)

9.214 CLAMP-GASKET-SCREW-SEAL RING, A.C. Evaporator Expansion Valve

NOTE: IF SPECIFIC PIPE ASM. OR TUBE ASM. USAGE CANNOT BE FOUND USE APPLICABLE FITTINGS FROM GROUP 9.226 AND CUT HOSE FROM GROUP 9.225 TO DESIRED LENGTH.

63-72	Y	3017086	1	.50	CLAMP (BLACK)
63-68	Y	3147034	1	.41	CLAMP, VLV CAPILLARY TUBE BULB (11/16" I.D.)
63-74	Y	8526645	AR	.16	GASKET, O RING, FREON TUBE FITTING, OTLT TUBE (3/16" I.D. X 9/32" O.D.)
76-82	Y W/A.C.	6556521	AR	.99	GASKET, O-RING (.676"ID X .07" THK)
75-77	Y	6551143	2	1.09	SCREW, W/WASHER, VLV CAP RET
73-77	Y	6556523	2	.99	SEAL RING, THERM EXPN VLV CAPSULE-A/C V.I.R. EXPN VLV
73-77	Y	9948028	1	.99	SEAL RING, EVAP INLET LINE CONN
77-80	Y	5887997	2	.35	SEAL RING, SUCTION DISC PORTS (9.226)

9.215 MOTOR-SPACER, A.C. Evaporator Blower

NOTE 1: 1ST DESIGN W/O SHORT STACK MTR ASM; 2ND DESIGN WITH SHORT STACK MTR ASM.

63-77	Y W/A.C. (1ST DESIGN-1977)	22020943	1		MOTOR, (NOTE 1)
77	Y W/A.C. (2ND DESIGN-1977)	22020945	1	N.L.	MOTOR (NOTE 1)
78-82	Y	22020945	1	N.L.	MOTOR (SHORT STACK)
68-78	Y	3917329	1	.33	SPACER, AIR SI OTLT DUCT

9.216 FAN , A.C. Evaporator Blower

NOTE 1: 1ST DESIGN IS W/O SHORT STACK MTR ASM; 2ND DESIGN IS WITH SHORT STACK MTR ASM.

63-71	Y	3905776	1	N.L.	FAN (8.857)
72-77	Y W/A.C. (1ST DESIGN-1977)	3027031	1	N.L.	FAN (8.857) (NOTE 1)
77-79	Y W/A.C. (2ND DESIGN-1977)	3037550	1	9.85	FAN (8.857) (NOTE 1)
80-82	Y	3037550	1	9.85	FAN (8.857) (NOTE 1)

9.218 ELBOW-TUBE, A.C. Blower Motor Cooling

NOTE 1: 1ST DESIGN IS W/O SHORT STACK MOTOR ASM; 2ND DESIGN IS WITH SHORT STACK MTR ASM.

68-82	Y W/A.C.	3013475	1	.63	ELBOW, MOTOR COOLING
64-67	Y	3000092	1	1.10	TUBE, MOTOR COOLING
68-77	Y W/V.I.R.	3014788	1	3.45	TUBE, MOTOR COOLING
69-72	Y	3015608	1	2.10	TUBE, MOTOR COOLING
78	Y W/A.C. (1ST DESIGN)	3014788	1	3.45	TUBE, MOTOR COOLING (NOTE 1)
78	Y W/A.C. (2ND DESIGN)	3036928	1	3.45	TUBE, MOTOR COOLING (NOTE 1)
79-82	Y W/A.C.	3036928	1	3.45	TUBE, MOTOR COOLING

9.220 SEAL RING-TUBE, A.C. Refrigerant (All Metal)

NOTE: IF SPECIFIC METAL TUBE ASM. CANNOT BE FOUND USE APPLICABLE FITTINGS FROM GROUP 9.226 AND CUT HOSE FROM GROUP 9.225 TO DESIRED LENGTH.

NOTE 1: 1ST DESIGN USES AIR SENSING SWITCH TO CYCLE CMPR; 2ND DESIGN USES PRESSURE SENSING SWITCH TO CYCLE CMPR.

73-74	Y	6555533	1	.91	SEAL RING, BLEED LINE CONN
73	Y	336436	1	11.40	TUBE, W/SLEEVE, CNDSR OTLT
74-78	Y	340416	1	14.10	TUBE, CNDSR OTLT
74-75	Y	344897	1	24.90	TUBE, EVAP INLET
76-77	Y W/V.I.R.	344897	1	24.90	TUBE, EVAP INLET
77-78	Y W/C.C.O.T.	461261	1	24.95	TUBE, EVAP INLET

BODY MOUNTING-AIR CONDITIONING-INSTRUMENT CLUSTER

9.220 SEAL RING-TUBE, A.C. Refrigerant (All Metal) (Con't)

78-79	Y	W/SP. H/PER. (1ST DESIGN-1979)	470371	1	14.10	TUBE, CNDSR OTLT (NOTE 1)
78-79	Y	W/SP. H/PER.	470372	1	24.85	TUBE, EVAP INLET
79-82	Y	(2ND DESIGN-1979)	14005072	1	14.90	TUBE, CNDSR OTLT (NOTE 1)

NOTE: SEE CHART AT END OF 9.000 GROUP.

9.225 HOSE, A.C. Refrigerant (Metal and Rubber Sections)

NOTE: IF SPECIFIC HOSE USAGE CANNOT BE FOUND, USE APPLICABLE FITTINGS FROM GROUP 9.226 AND CUT HOSE FROM GROUP 9.225 TO DESIRED LENGTH.

73	Y		328276	1	26.25	HOSE, W/TUBE, CNDSR TO V.I.R. INLET
----	---	--	--------	---	-------	-------------------------------------

9.226 FITTING-SEAL, A.C. Compressor

NOTE 1: COMPLETE W/HOSES AND FITTINGS.

NOTE 2: WHEN USING ON 1973 MODELS ALSO ORDER VALVE KIT 358273. REFER TO CHEV. TECH. BULLETIN 74-T-41, AUG. 9, 1974.

NOTE 3: 1ST DESIGN IS FOR V.I.R. SYSTEM, 2ND DESIGN IS FOR C.C.O.T. SYSTEM.

63-68	Y		3923139	1	67.75	FITTING, W/MUFFLER
69-72	Y	(350)	3998438	1	110.00	FITTING, W/MUFFLER (NOTE 1)
69-72	Y	(427,454)	3998472	1	87.50	FITTING, W/MUFFLER (NOTE 1)
73-76	Y	(350) W/V.I.R. (1ST DESIGN-1976)	346137	1	88.75	FITTING (NOTE 1,,,2)
73	Y	(454)	340407	1	70.00	FITTING (NOTE 1,,,2)
74	Y	(454)	340404	1	88.75	FITTING (NOTE 1,,,2)
76-77	Y	W/VIR (1ST DESIGN 1977)	344899	1	93.00	FITTING (NOTE 3,,,2)
77	Y	W/C.C.O.T. (2ND DESIGN)	14016287	1	80.00	FITTING, (NOTE 3,,,2) <i>Low 6 Con?</i>
78	Y	(EXC SP H/PERF)	14016287	1	80.00	FITTING, (NOTE 2)
78-82	Y	W/A.C.	14024463	1	92.50	FITTING,
80-82	Y		5887997	1	.35	SEAL, SUCTION DISC PORT

9.242 BRACKET-CLAMP-CLIP-NUT-STRAP, A.C. Compressor

NOTE 1: NO COMPARABLE 1ST DESIGN; 2ND DESIGN IS WITH SHORT STACK MOTOR.

77-79	Y	(2ND DESIGN 1977)	3036586	1	8.60	BRACKET, EVAP TUBE (NOTE 1)
80-82	Y		3042545	1	8.60	BRACKET, EVAP TUBE
68	Y	(327)	3925746	1	.40	CLAMP, A/C CMPR TO EVAP HOSE
69-70	Y	(350)	3925746	1	.40	CLAMP, REFRIG CONT VLV TO CMPR FTR AND MUFF HOSE
64-68	Y		3853968	1	.79	CLIP, HTR HOSE TO CMPR FITTING AND MUFF
70-76	Y		3853968	1	.79	CLIP, HTR HOSE TO CCMPR FITTING AND MUFF
82	Y		3979355	AR	.30	CLIP, PHOS-FIN-HOLE (11/32"-TUBE 5/16")
78-82	Y		10010594	1	.98	NUT (M16 X 1-6H)
73-74	Y		3917385	1	.31	STRAP, HTR AND A/C HOSES
74-82	Y		3917385	AR	.31	STRAP, A/C HOSES (PLASTIC)
76-82	Y		14009215	AR	1.15	STRAP, BIND(BLACK)(7.87MM X 436.9MM)

9.260 HOSE -SEAL, Air Outlet

53-82	Y		1234984	1	12.75	HOSE (1 1/2" I.D. X 72" LONG)
63-77	Y		1234985	1	15.85	HOSE (2" I.D. X 72" LONG)
76-77	Y		1234277	1	15.85	HOSE (2 1/2" I.D. X 72" LONG)
76-77	Y		1234278	1	18.05	HOSE (2 3/4" I.D. X 72" LONG)
76-77	Y		1234986	1	15.90	HOSE (2 1/4" I.D. X 72" LONG)
76-77	Y		1234988	1	17.85	HOSE (3 1/4" I.D. X 72" LONG)
76-77	Y		1234989	1	25.25	HOSE (4" I.D. X 72" LONG)
75-82	Y		3999572	AR	1.75	SEAL, POLYURETHANE(59.50 X 1.25 X .75)
76-82	Y		363139	AR	.68	SEAL, FOAM(46.5 X .36 X .5)(9.262)

9.262 ADAPTER-CLIP-COVER-DEFLECTOR-DUCT-OUTLET-PANEL-PLATE-SCREW-SEAL-SPACER-WASHER, Air Distributor

NOTE 1: REWORK AND TAPE AS NECESSARY TO INSURE ADEQUATE FIT AND SEALING.

NOTE 2: CHROME EDGES ONLY.

NOTE 3: ALL CHROME FINISH.

74-79	Y		3906004	1	.63	ADAPTER, AIR DIST DUCT
77-82	Y		375972	1	.37	CLIP, CTR OTLT RET END
77-79	Y	(EXC. A.C.)	379999	1	1.65	COVER, CTR OTLT
70-77	Y		331918	2	6.15	DEFLECTOR, AIR SI OTLT
74-77	Y		336470	1	11.45	DEFLECTOR, AIR LWR OTLT DUCT
77-78	Y	(1ST DESIGN 1977)	3937181	1	6.15	DEFLECTOR, AIR CTR OTLT (NOTE 3)
77-82	Y	(2ND DESIGN 1978)	336485	1	6.15	DEFLECTOR, AIR CTR OTLT (NOTE 2)
78-82	Y		469048	2	5.50	DEFLECTOR, AIR SI OTLT
68-77	Y		3949988	RH	16.50	DUCT, AIR SI OTLT (NOTE 1)
69-74	Y		3949987	LH	11.45	DUCT, AIR SI OTLT

BODY MOUNTING-AIR CONDITIONING-INSTRUMENT CLUSTER

9.262 ADAPTER-CLIP-COVER-DEFLECTOR-DUCT-OUTLET-PANEL-PLATE-SCREW-SEAL-SPACER-WASHER, Air Distributor (Con't)

74-77	Y	336472	LH	11.85	DUCT, AIR SI OTLT
78-82	Y	14004949	LH	5.05	DUCT, AIR SI OTLT
78-82	Y W/A.C.	467364	RH	3.55	DUCT, AIR SI OTLT
74-76	Y	336471	1	35.00	OUTLET, AIR DIST DUCT
77	Y	459363	1	38.25	OUTLET, AIR DIST DUCT
78-82	Y	14004950	1	19.20	OUTLET, AIR DIST DUCT
68-82	Y	336109	1	17.40	PANEL, PLENUM CTR FLR PNL
68-82	Y	14041079	1	1.35	PLATE, PLENUM CTR PNL FILLER PNL TAP
64-78	Y	3909073	AR	.25	SCREW, W/WASHER (#8-18 X 1/2 CB)
68-77	Y	3906007	1	.30	SCREW, HTR AND A/C AIR SEAL EVAP, BLO AND SEAL (1/4"-14 X 1 1/4")
53-82	Y	1488127	AR	1.05	SEAL, POLYURETHANE(16.75 X 1.0 X .12)
68-79	Y	3018179	1		SEAL, AIR DIST DUCT CTR (1/2" X 1/2" THK.)
68-69	Y	3937189	4	.41	SEAL, AIR SI OTLT BEZEL
68-78	Y	359270	4		SEAL, OTLT DFL
70-77	Y	3937189	4	.41	SEAL, A/C EVAP AIR CTR OTLT
71-73	Y	366481	1	.50	SEAL, HTR AND A/C AIR SEL EVAP AND BLO MOTOR
75-82	Y	1488127	AR	1.05	SEAL, POLYURETHANE(16.75 X 1.0 X .12)
75-82	Y	3999511	AR	1.60	SEAL, POLYURETHANE(40.26 X .75 X .80)
77-81	Y	359270	4	.70	SEAL, A/C AIR DISTR OTLT DEFL (16.570)
80-82	Y	3018179	AR	.70	SEAL, PLSTC (32.38 X .38 X .50)(9.211)
68	Y	9776399	2	.25	SPACER, AIR CTR OTLT DFL
65-78	Y W/A.C.(C60)	7583551	AR	.31	WASHER, AIR OTLT VLV ROD (12.183)

9.264 CLIP-DEFLECTOR-FELT-RETAINER, Air Outlet

77	Y	375972	2	.37	CLIP, CTR OTLT RET END
77-82	Y	375995	1	.40	CLIP, CTR OTLT RET
68-79	Y W/A.C. (C60)	3906002	1	5.35	DEFLECTOR, A/C AIR DIST DUCT
68-79	Y W/A.C.	3906003	AR	.31	FELT, A/C AIR DIST DUCT DFL
74-77	Y W/A.C.	3146637	1	.37	RETAINER, A/C EVAP SI OTLT DFL
77-79	Y	402434	AR	.31	RETAINER, DEFL TO I/P PAD

9.273 CONTROL, A.C. Control

69-76	Y	1223708	1	66.60	CONTROL (8.849)
77	Y	463433	1	63.50	CONTROL
78-80	Y	470395	1	64.50	CONTROL
81-82	Y	14020093	1	64.50	CONTROL

9.275 CONTROL-GROMMET-NUT-RESISTOR-SWITCH, A.C. Electric Control

NOTE 1: THIS SWITCH CUTS OFF ELECT. SUPPLY TO COMP. AT 29 DEGREES F AND BELOW TO PROTECT COMP. SHAFT SEAL ASM. FROM DAMAGE.

63-67	Y	3828946	1	6.35	CONTROL, HTR AND A/C BLO
68-72	Y	483326	1	7.65	CONTROL, HTR AND A/C AMBIENT (NOTE 1)
68	Y	3870286	1	3.35	CONTROL, HTR AND A/C BLO (PUSH BUTTON W/2 TERM) (8.852)
68	Y	3909028	1	7.10	CONTROL, HTR BLO (LEVER W/4 TERM.) (8.852)
69-76	Y	7310365	1	5.30	CONTROL, HTR AND A/C CMPR (8.852)
69-76	Y	7310366	1	5.30	CONTROL, HTR AND A/C LOW BLO (8.852)
69-76	Y (EXC. A.C.)	3909028	1	7.10	CONTROL, HTR BLO (LEVER W/4 TERM.) (8.852)
73-77	Y	6272089	1	10.60	CONTROL, CMPR CUT-OFF PRESS
77-80	Y	344883	1	7.35	CONTROL, BLO CONT
77	Y (EXC. A.C.)	362536	1	5.75	CONTROL, HTR BLO
77	Y W/C.C.O.T.	3036955	1	28.50	CONTROL, THERM ELEC
77	Y W/V.I.R.	3034513	1	21.80	CONTROL, HTR AND A/C THERM ELEC
78	Y W/A.C.	3039429	1	27.55	CONTROL, THERM ELEC
68-76	Y	3002381	1	.56	GROMMET, HTR VAC ELEMENT
64-82	Y	477384	AR	.25	NUT, SPEED TYPE A(8X.63X.38 PL)
68	Y	3929055	1	3.20	RESISTOR, BLO MOTOR
69-71	Y	3942651	1	6.05	RESISTOR, BLO MOTOR
72-82	Y	6262652	1	5.65	RESISTOR, BLO MOTOR
69-76	Y W/A.C.	3942657	1	6.05	SWITCH, BLO MTR (LEVER W/6 TERM.) (8.852)
77-79	Y W/A.C.	3039429	1	27.55	SWITCH, THERM ELEC CAPILLARY
77-79	Y W/A.C. (C60)	9348045	1	6.35	SWITCH, A/C CMPR
77-82	Y W/A.C.(C60)	344883	1	7.35	SWITCH, CAR HTR & A/C CONT BLO
80-82	Y	3041336	1	N.L.	SWITCH, W/O RING, PRESSURE
80	Y W/A.C.(C60)	16001921	1	6.70	SWITCH, CMPR

BODY MOUNTING-AIR CONDITIONING-INSTRUMENT CLUSTER

9.276 HARNESS, A.C. Wiring

69-70	Y	6297574	1	69.25	HARNESS, WIRING
74	Y	8908405	1	71.00	HARNESS, WIRING
75	Y	8908477	1	79.25	HARNESS, WIRING
76	Y	8916389	1	79.75	HARNESS, WIRING
77	Y W/C.C.O.T. (2ND DESIGN)	12005304	1	119.00	HARNESS, WIRING
77	Y W/V.I.R. (1ST DESIGN)	8916444	1	73.50	HARNESS, WIRING
78	Y	12005411	1	79.25	HARNESS, WIRING
79	Y	12005536	1	63.75	HARNESS, WIRING

9.277 RELAY, A.C. Electrical

63-68	Y	1365166	1	9.25	RELAY, BLO MTR CUT OUT (TERMINALS)
69-77	Y	2072624	1	13.20	RELAY, HTR AND A/C BLO MTR CUTOUT
70-72	Y	3989214	1	N.L.	RELAY, SYSTEM TURN ON (9.277)
71-72	Y	3996204	1	5.30	RELAY, ANTI-DIESELING BLOCKING (3.440)
77-79	Y	3989214	1	N.L.	RELAY, A/C BLO MTR CUTOUT
79-82	Y	463468	1	11.55	RELAY, A.C. HI BLO CUTOUT
80-81	Y	463468	1	11.55	RELAY, HTR & A/C BLO MTR CUTOUT
81-82	Y	14036273	1	N.L.	RELAY, A.C. HI BLO CUTOUT

9.278 LEVER, A.C. Control

77-82	Y	344880	1	1.70	LEVER, HTR AND A/C CONT SEL
77-82	Y	344881	1	1.65	LEVER, HTR AND A/C CONT TEMP

9.279 LENS-PLATE, A.C. Control

78-82	Y	475844	1	3.10	LENS, HTR & A.C. CONT
77-82	Y	14020094	1	7.15	PLATE, HTR AND A/C CONT FACE

9.280 ACTUATOR-SWITCH, A.C. Control Vacuum

NOTE 1: METRIC FASTENERS REQUIRED.

69-81	Y	1996607	1	11.70	ACTUATOR, AIR INLET PLENUM VLV
69-77	Y	1998999	1	8.90	ACTUATOR, HTR AIR DIST VAC
77-82	Y	1996624	1	10.30	ACTUATOR, HTR AIR DIST VAC (NOTE 1)
80-82	Y	1996595	1	8.55	ACTUATOR, DVTR VLV VAC
77-82	Y W/A.C.(C60)	9348049	1	6.47	SWITCH, HTR AND A/C CONT VAC

9.281 CLAMP-CONNECTOR-HOSE-SPRING CLIP-TEE, A.C. Vacuum & Temperature

NOTE 1: 1ST DESIGN HAS BLACK WATER VLV CONTROL SWITCH; 2ND DESIGN HAS WHITE WATER VLV VACUUM CONTROL SWITCH.

53-82	Y	1470029	1	1.50	CLAMP, WORM TYPE (.50" TO .97" DIA.) (1.166)
68-77	Y	399577	1	.47	CONNECTOR, VAC HOSE
69-82	Y	3984652	1	2.40	HOSE, AIR INLET PLENUM VLV ACTR VLV
72-73	Y	331945	1	19.45	HOSE, HTR AND A/C VAC CONT
74-75	Y	3992164	1	19.45	HOSE, HTR AND A/C VAC CONT
76	Y	366449	1	19.65	HOSE, HTR AND A/C VAC CONT
77-79	Y (1ST DESIGN-1979)	459335	1	17.90	HOSE, HTR AND A/C VAC CONT (NOTE 1)
79-82	Y (2ND DESIGN-1979)	14009285	1	17.90	HOSE, HTR AND A/C VAC CONT (NOTE 1)
82	Y	3987362	AR	.22	HOSE (3/32 X 25')
68-78	Y	9793032	AR	1.70	SPRING CLIP, STEEL (.312 X .468 CLEAR BLACK) (2.765)
65-66	Y	3752621	1	.49	TEE, REFRIG VAC CONT HOSE(3.278)
69	Y	3895904	1	1.10	TEE, AIR VLV ACTR
73-74	Y	3752621	1	.49	TEE, INLET MANIF VAC FITTING HOSE(3.278)
73-74	Y	3992117	1	.80	TEE, HDLP VAC CONT

9.282 OIL, A.C. Maintenance

78-82	Y	5416939	AR	15.10	OIL, CMPR
-------	---	---------	----	-------	-----------

9.645 ANTENNA, Radio

NOTE 1: 2ND DESIGN HAS A PLASTIC MOTOR & GEAR HOUSING, 1ST DESIGN HAS METAL DIE CAST GEAR BOX.

78-79	Y (EXC. C.B.) (1ST DESIGN-1979)	22010413	1	119.00	ANTENNA, ELEC (LESS MT BRKT) (NOTE 1)
78-79	Y W/C.B. (1ST DESIGN-1979)	22010415	1	N.L.	ANTENNA, ELEC (LESS MT BRKT) (NOTE 1)
79-82	Y (EXC. C.B.) (2ND DESIGN-1979)	22020522	1	119.00	ANTENNA, ELEC (MTG BRKT NOT REQD) (NOTE 1)
79-82	Y W/C.B. (2ND DESIGN-1979)	22020559	1	157.00	ANTENNA, ELEC (MTG BRKT NOT REQD) (NOTE 1)

BODY MOUNTING-AIR CONDITIONING-INSTRUMENT CLUSTER

9.647 ARMATURE KIT-BEZEL-BRACKET-BRACKET KIT-CABLE-CAP-CLIP KIT-COIL-CUP KIT-GASKET-GROMMET-GUIDE-HARNESS-HOUSING-HOUSING KIT-MAGNET KIT-MAST-MOTOR-NUT-PLATE-REINFORCEMENT-RELAY-ROD-SPACER-SPLITTER BOX-WIRE, Radio Antenna

NOTE 1: FOR VEHICLES HAVING COURTESY LAMP TIMER MTD BEHIND THE I/PNL AND LEFT OF THE STEERING COLUMN.

NOTE 2: FOR VEHICLES HAVING COURTESY LAMP TIMER MTD BEHIND THE I/PNL AND RIGHT OF THE GLOVE BOX.

NOTE 3: 1ST DESIGN HAS DIE CAST GEAR BOX. 2ND DESIGN (1979) HAS A PLASTIC MOTOR & GEAR BOX HOUSING. 3RD DESIGN HAS A PLASTIC MOTOR & GEAR BOX HOUSING APPROX. 3 1/4" LG.

NOTE 4: NO COMPARABLE 1ST DESIGN.

NOTE 5: NO COMPARABLE 2ND DESIGN.

79-82	Y (2ND DESIGN-1979)	22020274	1	12.70	ARMATURE KIT, ELEC ANT (NOTE 3)
68-69	Y	3921439	1	.63	BEZEL
73	Y	3921439	1	.63	BEZEL
74-77	Y37	6258261	1	1.40	BEZEL
74-75	Y67	6258262	1	1.40	BEZEL
78	Y W/MAN ANT.	470338	1	2.15	BEZEL
78	Y	470304	1	2.05	BRACKET, C.B. RDO ANT REINF LWR
78	Y	470305	1	1.45	BRACKET, C.B. RDO ANT REINF UPR
79-80	Y (2ND DESIGN-1979)	14004923	1	1.35	BRACKET, RDO ANT(4" LG) (NOTE 3)
79-82	Y (3RD DESIGN-1979)	14016254	1	1.35	BRACKET, ELEC ANT (NOTE 3)
78-79	Y W/ELEC. ANT. (1ST DESIGN-1979)	22010424	1	2.00	BRACKET KIT, MT (NOTE 3)
63-67	Y	3866077	1	8.45	CABLE, LEAD-IN
69-70	Y	3929827	1	8.30	CABLE, LEAD-IN
78-79	Y	22010203	1	6.80	CABLE, STUB LEAD C.B. (TAPED TO ANT TUBE)
78-79	Y (EXC. C.B.) (1ST DESIGN-1979)	22010551	1	31.25	CABLE, ANT TO RDO (ELEC) (NOTE 3)
78-79	Y W/C.B. (1ST DESIGN-1979)	22010550	1	23.90	CABLE, ANT TO SPLITTER BOX (ELEC) (NOTE 3)
78	Y W/ELEC. ANT.	22010205	1	6.35	CABLE, LEAD-IN
79-82	Y (EXC. C.B.) (2ND DESIGN-1979)	14004934	1	52.00	CABLE, CONN TO RAD (ELEC) (NOTE 3)
79-82	Y W/C.B. (2ND DESIGN-1979)	22020542	1	23.90	CABLE, W/SWITCH, ANT TO SPLTR BOX (ELEC) (NOTE 3)
80-82	Y W/C.B.	22010203	1	6.80	CABLE, STUB LEAD C.B.(TAPED TO ANT TUBE)
56-60	Y	572333	1	.98	CAP, TR PLT
63-70	Y	3863499	1	1.35	CAP, BEZEL
69-78	Y W/MAN. ANT.	3943656	1	1.30	CAP, BEZEL
78-79	Y W/C.B. (1ST DESIGN-1979)	22009703	1	1.80	CAP, FINIAL MAST (NOTE 3)
79-82	Y (2ND DESIGN-1979)	14005068	1	1.30	CAP, BEZEL(SLIM LINE ANT)
79	Y W/MAN. ANT (1ST DESIGN)	3943656	1	1.30	CAP, BEZEL(STD STYLE ANT)
80-82	Y	22021393	1	1.80	CAP, FINIAL MAST
80-82	Y (2ND DESIGN-1979)	22020281	1	3.40	CLIP KIT, W/BOLT, ELEC ANT (NOTE 4)
78-82	Y	22009877	1	12.05	COIL, C.B.
79-82	Y (2ND DESIGN-1979)	22021442	1	3.85	CUP KIT, W/GEAR, ELEC ANT (NOTE 4)
63-78	Y W/MAN. ANT.	3820672	1	.41	GASKET, BEZEL
73-74	Y	3138635	1	.58	GASKET, UPR-(9.211)
79-80	Y	1261718	1	.36	GASKET, ELEC ANT ESCUT
62	Y W/MAN. ANT.	3711345	1	.40	GROMMET, LEAD-IN CABLE
78	Y	470353	1	1.45	GUIDE, ELEC ANT (BEZEL)
78	Y (1ST DESIGN)	12005374	1	33.25	HARNESS, ELEC ANT (NOTE 1)
78-79	Y (2ND DESIGN-1978)	12005551	1	22.15	HARNESS, ELEC ANT (NOTE 2)
79-82	Y (EXC. C.B.) (2ND DESIGN-1979)	22020536	1	31.25	HARNESS, W/SWITCH,ANT TO CONN(ELEC) (NOTE 3)
80-81	Y	12005816	1	22.15	HARNESS, ELEC ANT
69-82	Y (EXC. C.B.)	3996218	1	12.45	HOUSING, W/CABLE, RDO ANT (FIXED MAST)
79-82	Y (2ND DESIGN-1979)	22021441	1	7.05	HOUSING KIT, W/COVER, ELEC ANT (NOTE 3,,,4)
79-82	Y (2ND DESIGN-1979)	22020279	1	6.45	MAGNET KIT, ELEC ANT (NOTE 3,,,4)
78-79	Y (EXC. C.B.) (1ST DESIGN-1979)	22010409	1	29.00	MAST, W/TUBE (LESS MT BRKT) (NOTE 3)
78-79	Y (EXC. C.B.) (1ST DESIGN-1979)	22010411	1	23.90	MAST, ELEC ANT (LESS TUBE) (NOTE 3)
78-79	Y W/C.B. (1ST DESIGN-1979)	22010410	1	N.L.	MAST, W/TUBE (LESS MT BRKT) (NOTE 3,,,5)
78-79	Y W/C.B. (1ST DESIGN-1979)	22010412	1	41.25	MAST, ELEC ANT (LESS TUBE) (NOTE 3,,,5)

BODY MOUNTING-AIR CONDITIONING-INSTRUMENT CLUSTER

9.647 ARMATURE KIT-BEZEL-BRACKET-BRACKET KIT-CABLE-CAP-CLIP KIT-COIL-CUP KIT-GASKET-GROMMET-GUIDE-HARNESS-HOUSING-HOUSING KIT-MAGNET KIT-MAST-MOTOR-NUT-PLATE-REINFORCEMENT-RELAY-ROD-SPACER-SPLITTER BOX-WIRE, Radio Antenna (Con't)

79-82	Y (EXC. C.B.) (2ND DESIGN-1979)	22020286	1	29.50	MAST, W/TUBE ELEC ANT (NOTE 3)
79-82	Y W/C.B. (2ND DESIGN-1979)	22020508	1	55.50	MAST, W/TUBE ELEC ANT (NOTE 3)
78-79	Y (1ST DESIGN-1979)	22010431	1	N.L.	MOTOR, W/GEAR BOX (NOTE 3,,5)
56-60	Y	554422	1	1.25	NUT, TR PLT CAP
75-82	Y W/AM/FM RDO., STEREO	9792465	1	1.20	NUT, ROD AND MAST
79-82	Y	22020003	1	2.25	NUT, W/INSERT, ELEC ANT
68-73	Y	3928732	1	4.85	PLATE, GROUND
74-77	Y	6258263	1	2.25	PLATE, GROUND
68-73	Y	3921444	1	.99	REINFORCEMENT
74-77	Y	6258254	1	.63	REINFORCEMENT
78	Y W/M.T.	470337	1	.63	REINFORCEMENT, ROD AND MAST
79	Y	14005065	2	.71	REINFORCEMENT, ELEC ANT BRKT
79-82	Y W/M.T.	14004921	1	.56	REINFORCEMENT, ROD AND MAST
78-79	Y	556511	1	10.50	RELAY, ELEC ANT
80-82	Y	14016291	1	16.10	RELAY, RAD ANT
69-82	Y	370147	1	8.60	ROD, W/MAST
69-70	Y	3934224	1	7.40	ROD
79-82	Y W/MAN ANT	14004964	1	.26	SPACER, RDO ANT
78-82	Y	22010428	1	45.25	SPLITTER BOX, C.B. RDO SIG
78-82	Y	8910791	1	7.05	WIRE, RDO GRD (ELEC ANT) (2.341)
79-82	Y	12005572	1	14.70	WIRE, ELEC ANT PWR

9.649 KNOB-SHIELD-SPACER, Radio & Antenna Control

66	Y	3876515	AR	3.05	KNOB, VOL AND SEL
67	Y	3897325	AR	1.50	KNOB, VOL AND SEL
68-69	Y	3916720	AR	1.00	KNOB, TONE
68-69	Y	3954238	AR	.79	KNOB
70-71	Y	3973612	AR	1.45	KNOB, BAL AND TONE
70-73	Y	3986873	AR	1.85	KNOB, BAL AND TONE
72-76	Y	3986829	1	1.05	KNOB, OTR, TUNING
72-76	Y	3986872	1	1.05	KNOB, OTR, VOL
72-76	Y	3986873	AR	1.85	KNOB, INR, TONE
77-80	Y	459364	2	1.15	KNOB, TUNING AND VOL
77-80	Y	459365	2	.96	KNOB, TONE AND FADER (BLACK)
81-82	Y	14032043	2	2.60	KNOB, RDO TUNING & VOL CONT
81-82	Y	14032044	1		KNOB, RDO TONE CONT
81-82	Y W/STEREO	14032044	1		KNOB, RDO FADER CONT
74-77	Y W/STEREO OR AM/FM RDO.	361079	LH	14.00	SHIELD, RADIO IGN SI, INR
74-77	Y W/STEREO OR AM/FM RDO.	361080	RH	14.00	SHIELD, RADIO IGN SI, INR
68-71	Y	3973613	AR	1.15	SPACER, SEL AND KNOB
73-76	Y	3990805	1	.90	SPACER, SEL KNOB
77-80	Y W/AM/FM RDO.	459366	1	1.85	SPACER, SEL KNOB (BLACK)
81-82	Y W/MONO	14032045	1	.53	SPACER, RDO SEL CONT KNOB

9.650 BOLT-MICROPHONE-RECEIVER-SPEAKER -TRANSCEIVER, Radio

78-80	Y	331640	6	.33	BOLT, RR SPKR GRILLE (17.215)
78-81	Y W/C.B. (UP6)	1224215	1	39.05	MICROPHONE, C.B.
81	Y W/C.B. (UM5, UN5) (2ND DES)	1224759	1	39.80	MICROPHONE, C.B. RDO (STAMPED 16011921)
81	Y W/C.B. (UM5, UN5) (1ST DES)	16004126	1	29.75	MICROPHONE, C.B. RDO (STAMPED 16017371)
82	Y W/C.B. (UM5, UN5)	1224759	1	39.80	MICROPHONE, C.B. RDO
73-76	Y (EXC. STEREO)	9344651	1	288.00	RECEIVER
78-80	Y W/STEREO (UM2)	16009451	1	N.L.	RECEIVER
79-82	Y W/MONO (U69)	16001801	1	167.00	RECEIVER
79-82	Y W/STEREO (U58)	16009461	1	N.L.	RECEIVER
81	Y W/STEREO (UM6), VD1 (EXPORT)	16014640	1		RECEIVER
63-67	Y	7282256	1		SPEAKER (6" X 9")
68-69	Y	7307181	1	17.65	SPEAKER (4" X 10")
70-77	Y	7312421 1224309	2	13.80	SPEAKER (4" X 6")
78	Y	7895010	2	18.65	SPEAKER, FRT
78-79	Y	16001991	2	17.25	SPEAKER, RR
79	Y	16005880	2	20.10	SPEAKER, FRT
80-82	Y	16006240	2	20.25	SPEAKER, FRT
80	Y W/DUAL RR SPKR	16006921	2	22.85	SPEAKER

BODY MOUNTING-AIR CONDITIONING-INSTRUMENT CLUSTER

9.650 BOLT-MICROPHONE-RECEIVER-SPEAKER -TRANSCEIVER, Radio (Con't)

81	Y W/C.B. (UM5, UN5) (1ST DES)	16003560	1	N.L.	TRANSCEIVER, C.B. RDO (STAMPED 16003550)
81	Y W/C.B. (UM5, UN5) (2ND DES)	16011610	1	N.L.	TRANSCEIVER, C.B. RDO (STAMPED 16011610)
82	Y W/C.B. (UM5, UN5)	16011610	1	N.L.	TRANSCEIVER, C.B. RDO

9.655 GRILLE, Radio Speaker

78-82	Y	468141	LH	2.65	GRILLE, I/P SPKR
78-82	Y	468142	RH	2.65	GRILLE, I/P SPKR

9.656 HARNESS-HARNESS KIT-WIRE, Radio and Speaker

NOTE 1: USED TO ADAPT A 10 PIN RADIO TO A 12 PIN CAR HARNESS.

NOTE 2: USED TO ADAPT A 11 PIN RADIO TO A 12 PIN CAR HARNESS.

NOTE 3: USED TO ADAPT A 12 PIN RADIO TO A 10 PIN CAR HARNESS.

NOTE 4: USED TO ADAPT A 12 PIN RADIO TO A 11 PIN CAR HARNESS.

78-82	Y W/MONO, STEREO, C.B., DUAL RR. SPKRS.	12005325	1	28.25	HARNESS, FRT SPKR
78-82	Y W/STEREO (EXC. DUAL RR SPKR)	12005409	1	20.20	HARNESS, FRT SPKR
80	Y W/STEREO, DUAL RR SPKRS	12005817	1	31.75	HARNESS, RAD SPR WIRING
77-78	Y	16003150	1	14.70	HARNESS KIT, RDO ADAP (NOTE 1)
77-78	Y	16003160	1	15.65	HARNESS KIT, RDO ADAP (NOTE 2)
77-78	Y	16003170	1	14.70	HARNESS KIT, RDO ADAP (NOTE 3)
77-78	Y	16003180	1	14.70	HARNESS KIT, RDO ADAP (NOTE 4)
79	Y W/STEREO, DUAL RR SPKR	12005537	1	31.75	WIRE, FRT AND RR

9.663 BOLT-BRACKET-CAPACITOR-COVER-NUT-SCREW-SHIELD-STRAP-SUPPORT, Radio Static Suppression

70-76	Y	3728415	AR	.38	BOLT, WING (1/4-20 X 3/8) CHROME, USE TO ATTACHING SHIELD
74-77	Y	3921417	1	.46	BRACKET, RDO RCVR, LWR
55-62	Y	1852715	1	1.52	CAPACITOR, IGN COIL (.3 MF)
63-75	Y	1960957	1	2.59	CAPACITOR, VOLT REG. (.5 MFD.)
63-70	Y	1970751	1	3.40	CAPACITOR, SW (.5 MFD.)
63-67	Y	3854624	1	2.25	CAPACITOR, PARK ALARM SW, STOP LP SW
63-69	Y	3861562	1	3.35	CAPACITOR, DIR SIG
64-80	Y	3906187	1	5.40	CAPACITOR, BLO MOTOR
68-77	Y	3961556	1	3.85	CAPACITOR, STOP LAMP SW
70-75	Y	1852715	1	1.52	CAPACITOR, IGN COIL
79-82	Y	14005049	1	9.35	CAPACITOR, DIR SIG
68-71	Y	3923972	1	9.65	COVER, IGN SHIELD
72-75	Y	3986344	1	10.10	COVER, IGN SHIELD
56-77	Y	3730322	RH	.33	NUT, IGN LWR ("J" TYPE) (1/4"-20)
70	Y (8 CYL.)	1846216	AR	3.86	SCREW, FREQUENCY INTERFERENCE SHIELD UNIT
71	Y (8 CYL.)	1846215	AR	.21	SCREW, FREQUENCY INTERFERENCE SHIELD UNIT
56-62	Y (EXC. F.I., 985138-9)	3730328	1	71.75	SHIELD, IGN UPR
56-69	Y (327)	3934218	RH	8.00	SHIELD, IGN SI OTR FRT
56-69	Y (327, 350)	3980192	RH	7.75	SHIELD, IGN SI OTR RR
63-64	Y	3794444	RH	16.15	SHIELD, IGN LWR
63-67	Y	3839169	LH	21.90	SHIELD, IGN LWR
63-82	Y (EXC. 454)	361079	LH	14.00	SHIELD, IGN SI INR
63-79	Y (EXC. 454)	361080	RH	14.00	SHIELD, IGN SI INR
63-67	Y (327)	3880997	LH	15.05	SHIELD, IGN SI OTR RR
65-67	Y	3906150	1	71.25	SHIELD, W/CLIP, IGN
65-67	Y (327)	3794444	RH	16.15	SHIELD, IGN LWR
68-69	Y	3934835	1	11.00	SHIELD, IGN
68-71	Y	3973610	1	8.90	SHIELD, RDO RR (1 QU)
68-69	Y (327)	351697	LH	16.20	SHIELD, IGN LWR
68-69	Y (327)	351698	RH	14.45	SHIELD, IGN LWR
68-69	Y (327)	3923969	LH	8.90	SHIELD, IGN SI OTR RR
70-77	Y (350)	351697	LH	16.20	SHIELD, IGN, LWR (CHROME PLTD)
70-77	Y (350)	351698	RH	14.45	SHIELD, IGN, LWR (CHROME PLTD)
70-79	Y (350)	3923969	LH	8.90	SHIELD, IGN, SI OTR RR
70-71	Y (350)	3934218	RH	8.00	SHIELD, IGN, SI OTR FRT
73-79	Y (350)	3980192	RH	7.75	SHIELD, IGN SI OTR RR
75-77	Y	351696	1	10.10	SHIELD, IGN, COIL AND DIST CVR
77-82	Y	14037640	1	25.50	SHIELD, RDO IGN (BLACK PLASTIC)
56-71	Y	6287160	1	4.15	STRAP, BODY BRKT GROUND(2.341)
63-71	Y	2981859	1	1.85	STRAP, EXH SYS GROUND

BODY MOUNTING-AIR CONDITIONING-INSTRUMENT CLUSTER

9.663 BOLT-BRACKET-CAPACITOR-COVER-NUT-SCREW-SHIELD-STRAP-SUPPORT, Radio Static Suppression (Con't)

63-64	Y	6287160	1	4.15	STRAP, BODY TO FRAME GROUND(2.341)
63-67	Y	6287160	1	4.15	STRAP, ACCEL LVR GROUND(2.341)
66-82	Y	6286800	AR	2.60	STRAP, RDO GRD (19") (2.341)
68-77	Y	3903410	1	1.90	STRAP, ANT GROUND
76-82	Y	6287160	1	4.15	STRAP, RDO GRD (10 1/2") (2.341)
63-64	Y	3819758	2	.61	SUPPORT, IGN SI OTR, RR SHIELD RR
63-64	Y	3819759	LH	.61	SUPPORT, IGN SI OTR, RR SHIELD FRT
63-73	Y (EXC. 454)	3819757	RH	.61	SUPPORT, IGN SI OTR, RR SHIELD FRT
65-67	Y	3886900	RH	7.30	SUPPORT, IGN SHIELD
65-69	Y (327)	3819758	2	.61	SUPPORT, IGN SI OTR, RR SHIELD RR
65-69	Y (327)	3819759	LH	.61	SUPPORT, IGN SI OTR, RR SHIELD FRT
68-69	Y	3923971	LH	1.60	SUPPORT, LWR
68-69	Y (327, 350, 454)	3923963	LH	2.95	SUPPORT, IGN SHIELD, COIL AND DIST
68-69	Y (327, 350, 454)	3923964	RH	2.95	SUPPORT, IGN SHIELD, COIL AND DIST
68-69	Y (427) (EXC. H.D.)	3923967	LH	9.60	SUPPORT, IGN SHIELD, COIL AND DIST
68-69	Y (427) (EXC. H.D.)	3923968	RH	2.20	SUPPORT, IGN SHIELD, COIL AND DIST
70-73	Y (EXC. 454)	3819758	2	.61	SUPPORT, IGN SI OTR, RR SHIELD RR
70-73	Y (EXC. 454)	3819759	LH	.61	SUPPORT, IGN SI OTR, RR SHIELD FRT
71-74	Y (454)	3923967	LH	9.60	SUPPORT, IGN SHIELD, COIL AND DIST
71-74	Y (454)	3923968	RH	2.20	SUPPORT, IGN SHIELD, COIL AND DIST
72-73	Y	3923963	LH	2.95	SUPPORT, IGN SHIELD, COIL AND DIST
72-73	Y	3923964	RH	2.95	SUPPORT, IGN SHIELD, COIL AND DIST
72-73	Y (EXC. H.D.)	3923967	LH	9.60	SUPPORT, IGN SHIELD, COIL AND DIST
72-73	Y (EXC. H.D.)	3923968	RH	2.20	SUPPORT, IGN SHIELD, COIL AND DIST
72-73	Y (EXC. 427, 454)	3923971	LH	1.60	SUPPORT, LWR
73-79	Y (350)	3819757	RH	.61	SUPPORT, IGN SI OTR, RR SHIELD FRT
73-79	Y (350)	3819758	2	.61	SUPPORT, IGN SI OTR, RR SHIELD RR
73-79	Y (350)	3819759	LH	.61	SUPPORT, IGN SI OTR, RR SHIELD FRT
74	Y (350)	3923963	LH	2.95	SUPPORT, IGN SHIELD, COIL AND DIST
74	Y (350)	3923964	RH	2.95	SUPPORT, IGN SHIELD, COIL AND DIST

9.665 GRILLE-HOUSING-PANEL-SPEAKER, Radio Auxiliary Speakers

NOTE 1: USE WITH REQUIRED CARPET MATERIAL AND BINDING, GROUPS 15.294 AND 15.512.

78-80	Y W/DUAL RR. SPKRS.	14024419	LH	5.90	GRILLE, RR SPKR (NOTE 1)
78-80	Y W/DUAL RR. SPKRS.	14024420	RH	5.90	GRILLE, RR SPKR (NOTE 1)
78-82	Y W/DUAL RR. SPKRS.	14048301	LH	5.90	GRILLE, RR SPKR (NOTE 1)
81-82	Y W/DUAL RR. SPKRS.	14048302	RH	5.90	GRILLE, RR SPKR (NOTE 1)
74-77	Y	3966575	1	2.15	HOUSING, AUX SPKR
78-80	Y W/DUAL RR. SPKRS.	475805	LH	6.90	PANEL, RR SPKR GRILLE
78-80	Y W/DUAL RR. SPKRS.	14020014	RH	6.90	PANEL, RR SPKR GRILLE
81	Y W/DUAL RR. SPKRS.	14032067	LH	6.90	PANEL, RDO RR SPKR GRILLE
81	Y W/DUAL RR. SPKRS.	14032068	RH	6.90	PANEL, RDO RR SPKR GRILLE
74-77	Y	7312421	1	13.80	SPEAKER, FRT
76	Y	7312421	2	13.80	SPEAKER, RDO
77	Y	1224309	2	19.10	SPEAKER, RDO
78-79	Y W/DUAL RR. SPKRS.	16005641	2	19.60	SPEAKER, RR
81-82	Y W/DUAL RR. SPKRS.	16004150	2	30.70	SPEAKER, RR

9.667 BOLT -BRACKET-FASTENER-NUT-RETAINER, Radio Mounting

75-77	Y	3996266	AR	.54	BOLT (8-32 X 1)
78-82	Y	469088	AR	.30	BOLT, W/CLIP, RDO RCVR
80	Y (305H) (W/CLOSED LOOP-NB1)	469088	4	.30	BOLT, W/CLIP, ELEC CONT MOD BRKT
73-82	Y	3921416	1	.41	BRACKET, RCVR UPR
73-76	Y	3921417	1	.46	BRACKET, RCVR LWR
81	Y W/C.B. (UM5, UN5)	14034369	LH	.41	BRACKET, C.B. RDO TRANSCEIVER
81	Y W/C.B. (UM5, UN5)	14034370	RH	.41	BRACKET, C.B. RDO TRANSCEIVER
82	Y W/C.B. (UN5)	14034369	LH	.41	BRACKET, C.B. RDO TRANSCEIVER
82	Y W/C.B. (UN5)	14034370	RH	.41	BRACKET, C.B. RDO TRANSCEIVER
78-82	Y W/C.B.	475816	1	.88	FASTENER, CB RDO MICROPHONE
73-79	Y	7279805	2	.10	NUT, RECV MT AT CONT KNOBS
77-82	Y	3937646	2	.31	NUT, RCVR
78-79	Y W/STEREO RDO, C.B.	549764	1	2.35	RETAINER, CB MICROPHONE (RELOCATE HOLES AS REQUIRED)

9.709 CONNECTOR-ELEMENT-HOUSING -REFLECTOR-RETAINER , Cigarette Lighter

81-82	Y W/STEREO, RR DUAL SPKRS	8917545	1	1.10	CONNECTOR, UPR WIRE
55-62	Y	3710581	1	4.60	ELEMENT, HEATING (CASCO)
61-62	Y	3782619	1	7.05	ELEMENT, W/KNOB (CASCO)
61-63	Y	7026520	1	5.30	ELEMENT, W/KNOB (ROCH.)
63-65	Y	3861472	1	6.85	ELEMENT, W/KNOB (CASCO)
68-82	Y	344804	1	6.50	ELEMENT, W/KNOB (CASCO)
75-82	Y	344801	1	5.20	ELEMENT, HEATING

BODY MOUNTING-AIR CONDITIONING-INSTRUMENT CLUSTER

9.709 CONNECTOR-ELEMENT-HOUSING -REFLECTOR-RETAINER , Cigarette Lighter (Con't)

63-75	Y	3986869	1	2.70	HOUSING (CASCO)
76-82	Y	459394	1	5.40	HOUSING (CASCO)
68-76	Y	2977777	1	1.10	REFLECTOR, LIGHTER LIGHT
61-63	Y	3710839	1	.70	RETAINER (CASCO)
63-67	Y	3794305	1	.54	RETAINER (CASCO)
68-82	Y	3710839	1	.70	RETAINER (CASCO)

9.735 CLUSTER-TERMINAL, Instrument Panel Gage

78-79	Y (EXC. SP. H/PER.)	25021602	1	237.00	CLUSTER, INST
79-80	Y	25021608	1	197.00	CLUSTER, INST CNSL
80	Y (350) (EXC SP H/PER)	25021602	1	237.00	CLUSTER, INST
81-82	Y W/STEREO, CB, TAPE PLAYER	25022682	1	272.00	CLUSTER, CNSL
82	Y87(EXC Z49 CANADA)	25047829	1	352.00	CLUSTER, INST
69-74	Y	6402974	1	.95	TERMINAL, TEMP GAGE SENDER

9.743 BEZEL-CASE-NUT-PLATE-RETAINER-SCREW, Instrument Cluster

NOTE 1: IT MAY BE NECESSARY TO REPLACE DOOR AJAR AND LOW FUEL FILTER WITH 6483387
DOOR AJAR WIPER O/RIDE FILTER.

NOTE 2: 2ND DESIGN CLUSTER WILL HAVE ELECTRICAL OIL PRESSURE GAGE.

68-76	Y	6480912	1	27.03	BEZEL, CSTR (TACH AND SPEEDO)
69-76	Y W/AC	6499566	1	80.50	BEZEL, A.C. AIR DIST DUCT CTR OTLT
72-76	Y	6497604	1	63.00	BEZEL, CSTR CNSL
77	Y	8989948	1	34.21	BEZEL, CSTR CNSL
78-81	Y W/U69,STEREO(U58)	25046201	1	46.00	BEZEL, CSTR CNSL
81-82	Y W/STEREO, CB, TAPE PLAYER	25046202	1	46.12	BEZEL, CSTR CNSL
82	Y07 W/STEREO (UM4, UM6) CB, TAPE PLAYER	25049391	1	46.78	BEZEL, CSTR CNSL
82	Y07 W/U69,STEREO(U58)	25049553	1	44.37	BEZEL, CSTR CNSL
82	Y87 W/U69,STEREO(U58)	25046201	1	46.00	BEZEL, CSTR CNSL
69-73	Y (1ST DESIGN)	6497819	1	12.69	CASE, CSTR CNSL (NOTE 1)
73-76	Y (2ND DESIGN)	8985385	1	8.39	CASE, CSTR CNSL (NOTE 2)
75-77	Y (350)	8985673	1	6.42	CASE, CSTR
77-82	Y	25017835	1	10.12	CASE, CSTR CNSL
78-81	Y	25024089	1	39.51	CASE, CSTR
82	Y	25049388	1	41.29	CASE, CSTR
82	Y87	25024089	1	39.51	CASE, CSTR
68	Y W/A.C.	3909593	6	.30	NUT (U-SHAPE SPR)(#8-18 ZC)
70-71	Y	3909593	6	.30	NUT, INST PNL LWR PAD ("U" SHAPED SPRING) (8-18)
72-79	Y	325822	AR	.39	NUT, CSTR BEZEL
68-76	Y (EXC. A.C.)	6499565	1	33.07	PLATE, CSTR TR
69-77	Y (EXC. SPEED WARNING)	6496849	1	10.31	RETAINER, SPEEDO LENS
78-81	Y	25017078	6	.55	SCREW, CSTR RET

9.744 BRACKET-CLIP-PRINTED CIRCUIT-SOCKET, Instrument Cluster

69-74	Y	6491516	1	1.02	BRACKET, CSTR (SPEEDO)
74-77	Y	5658245	1	1.02	BRACKET, CSTR (TACH)
69-77	Y	6481394	1	.81	CLIP, CSTR HARN (SPEEDO AND TACH)
73-82	Y	8986000	AR	.22	CLIP, GAGE CONN
77-82	Y	25015147	1	11.71	PRINTED CIRCUIT, CNSL
78-82	Y	25023577	1	15.40	PRINTED CIRCUIT, CSTR
68-82	Y	2973932	AR	.98	SOCKET, CSTR (BAYONET)

9.747 RETAINER, Instrument Cluster Lens

68-77	Y	6496840	1	11.93	RETAINER, CSTR CNSL
78-81	Y	25016992	1	12.67	RETAINER, CSTR (TACH)
78-82	Y	25017836	1	17.28	RETAINER, CSTR CNSL LENS
82	Y07	25049389	1	21.67	RETAINER, CSTR
82	Y87	25016992	1	12.67	RETAINER, CSTR

9.748 FILTER -LENS-SHIELD-SLEEVE, Instrument Cluster

NOTE 1: NO COMPARABLE 1ST DESIGN.

NOTE 2: USE WITH CLUSTERS HAVING YELLOW NUMBERS.

77	Y	6480857	1	1.12	FILTER (HI-BEAM)
77	Y	6499912	1	.72	FILTER, T/SIGNAL
77-79	Y	8989955	LH	.90	FILTER, CSTR CNSL TELLTALE
77-79	Y	8989956	RH	.92	FILTER, CSTR CNSL TELLTALE
78-82	Y	25016267	1	.58	FILTER, CSTR LIGHTING
78-82	Y	25017076	1	4.29	FILTER, BRK
79-82	Y (2ND DESIGN 1979)	25022733	1	2.33	FILTER, TELL TALE (NOTE 1,,2)
80-82	Y	25022361	RH	2.49	FILTER, CSTR CNSL TELLTALE
80-82	Y	25022362	LH	2.49	FILTER, CSTR CNSL TELLTALE

BODY MOUNTING-AIR CONDITIONING-INSTRUMENT CLUSTER

9.748		FILTER -LENS-SHIELD-SLEEVE, Instrument Cluster (Con't)			
63-67	Y	6407929	AR	1.63	LENS, AMM., GAS., OIL, AND THERMO GAGE
63-67	Y	6407930	1	3.30	LENS, SPEEDO AND TACHO
68-81	Y	6480852	1	7.06	LENS, INST CSTR CNSL
68-74	Y	6480857	1	1.12	LENS, BRIGHT TELL-TALE (SPEEDO)
68-74	Y	6480858	1	1.80	LENS, BRIGHT TELL-TALE (TACHO)
68-77	Y	6480915	1	9.55	LENS, CSTR (SPEEDO AND TACH.)
69-74	Y	6491075	1	1.76	LENS, DR AJAR HDLP TELL-TALE
72-76	Y	6497587	1	1.91	LENS, SEAT BELT WARNING TELL TALE
78-82	Y	25017075	1	40.47	LENS, CSTR TACH
82	Y07	25049390	1	55.87	LENS, INST CSTR
82	Y87	6480852	1	7.06	LENS, INST CSTR CNSL
78-80	Y	25016268	1	1.17	SHIELD, CNSL LIGHT HSG HEAT
78-80	Y	25016269	1	1.51	SHIELD, CNSL LIGHT HSG ILLUM
63-67	Y	6455866	2	.65	SLEEVE, DIR SIG TELL TALE WDO
65-67	Y	6457895	1	.26	SLEEVE, CSTR TELL TALE HI-BEAM

9.749		GASKET-SEAL, Instrument Cluster			
63-76	Y	6407870	3	.81	GASKET, CSTR FACE GLASS
68-77	Y	6480859	2	.90	GASKET, BRIGHT AND DIR SIG TELL-TALE HSG
68-77	Y	6480860	1	2.72	GASKET, CSTR BEZEL (SPEEDO AND TACH.)
77-82	Y	8989954	1	.77	GASKET, CNSL TELLTAL
77	Y(EXC K72/V18)	6407870	AR	.81	GASKET, CSTR FACE GLASS
78-82	Y	6407870	AR	.81	GASKET, CNSL LENS
80-82	Y	25018703	1	1.87	GASKET, HI-BEAM FILTER
58-63	Y	1568724	AR	.44	SEAL, TACH. DUST GSKT
65-68	Y (EXC. SPEED WARNING)	1568724	AR	.44	SEAL, SPEEDO CASE DUST

9.750 BRACKET-CABLE-CABLE KIT-COUPPLING-FILTER-GEAR-SHAFT-TACHOMETER-WASHER, Tachometer

NOTE: FOR F.I. DISTRIBUTOR TACHOMETER DRIVE PARTS, SEE GROUP 3.340, ALSO SEE GROUP 2.374.

NOTE 1: CUT TO REQUIRED LENGTH.

NOTE 2: 2ND DESIGN HAS YELLOW NUMBERS FOR 1ST DESIGN SEE 5659226.

80	Y	14004096	1	.59	BRACKET, TACH FILTER
63-67	Y	6480367	1	11.24	CABLE, SPEEDO FLEX (EXC. CASING) (9.750)
53-74	Y	6477499	1	N.L.	CABLE KIT, INCLUDES SHAFT AND TIP 70" LONG (NOTE 1)
62-74	Y	1955799	1	10.10	COUPLING, DIST TACH CROSS SHAFT BRG
75-82	Y	14020025	1	12.85	FILTER, TACH
80	Y (305H)	14022056	1	30.75	FILTER, TACH & SUPPRESSER CLOOP MODULE NOISE
55-61	Y (8 CYL.)	1930852	1	15.70	GEAR, GEN TACH DRIVEN (46 TEETH)
55-61	Y (8 CYL.)	1930853	1	11.60	GEAR, GEN TACH DRIVE
62-74	Y	1955842	1	50.20	GEAR, DISTR TACH CROSS SHAFT
55-57	Y (8 CYL.) (EXC. F.I.)	6478121	1	8.05	SHAFT, CASING, FLEXIBLE
58-62	Y (EXC. F.I. W/H.L. CAM)	6480374	1	N.L.	SHAFT, CASING, FLEXIBLE (68") (4.342)
62	Y	6478121	1	8.05	SHAFT (CABLE 40 1/4", CASING 39 1/2") (4.342)
68	Y	3928769	1	5.95	SHAFT, FLEXIBLE (19")
68	Y	3937938	1	2.60	SHAFT, LENGTH (20 1/2")
69-74	Y	25032874	1	10.25	SHAFT, W/CASING, TACH FLEX(525.0MM)
72-74	Y (350) (EXC. SP./H/PER.)	5657519	1	66.83	TACHOMETER
72-74	Y (350) W/SP. H/PER., A.C.	5657522	1	66.83	TACHOMETER
72-74	Y (350) W/SP./H/PER. (EXC. A.C.)	5658153	1		TACHOMETER
72-74	Y (454)	5657522	1	66.83	TACHOMETER
75-76	Y (EXC. SP. H/PER.)	8986119	1	277.00	TACHOMETER
75-77	Y (350) W/SP. H/PER. (EXC. A.C.)	5659047	1	181.00	TACHOMETER
75-76	Y (350) W/SP. H/PER., A.C.	8986121	1	277.00	TACHOMETER
77	Y (350) W/4BC	5659046	1	181.00	TACHOMETER
77	Y (350) W/SP. H/PER., A.C.	5659048	1	181.00	TACHOMETER
78-79	Y (EXC. SP. H/PER.)	5659215	1	161.00	TACHOMETER (5000)
78	Y W/SP. H/PER., A.C.	5659222	1	161.00	TACHOMETER (5300)
78	Y W/SP. H/PER. (EXC. A.C.)	5659226	1	161.00	TACHOMETER (5600)
79	Y W/SP. H/PER. (1ST DESIGN)	5659226	1	161.00	TACHOMETER (5600) (NOTE 2)
79	Y W/SP. H/PER (2ND DESIGN)	5659859	1	161.00	TACHOMETER (NOTE 2)
80	Y (305)	5659892	1	161.00	TACHOMETER
80	Y (350) (EXC. SP. H/PER)	5659842	1	161.00	TACHOMETER

BODY MOUNTING-AIR CONDITIONING-INSTRUMENT CLUSTER

9.750 BRACKET-CABLE-CABLE KIT-COUPLING-FILTER-GEAR-SHAFT-TACHOMETER-WASHER, Tachometer (Con't)

80	Y (350) W/SP. H/PER	5659859	1	161.00	TACHOMETER
81	Y	5659842	1	161.00	TACHOMETER
82	Y	25054387	1	164.00	TACHOMETER
62-74	Y	1956834	1	.25	WASHER, DISTR TACH CROSS SHAFT GEAR
82	Y	6455751	3	.19	WASHER, TACH MOUNTING(3.108)

9.761 BRACKET-BUSHING-CLIP-GASKET-HEAD-HOUSING-KNOB-NUT-SENSOR-SHAFT-SPRING CLIP-TUBE, Speedometer to Instrument Panel

NOTE 1: 1ST DESIGN HAS BLUE NUMBERS; 2ND DESIGN HAS YELLOW NUMBERS.

NOTE 2: SEE P/N 6476812 SHAFT IN PLACE OF KNOB FOR 1968-77.

68-77	Y	3954281	1	.99	BRACKET, ODOMETER RESET SHAFT AND CTSY. LAMP
78-82	Y	25017323	AR	1.44	BUSHING, W/EYELET, SPEEDO MT
77-82	Y	25016200	AR	1.27	CLIP, SPEEDO CABLE RET
80-81	Y	25016679	1	1.28	GASKET, SPEEDO
82	Y	25044639	1	1.83	GASKET, SPEEDO
65-66	Y	6455367	1	150.06	HEAD, SPEEDO
67	Y (EXC. SPEED WARNING)	6455367	1	150.06	HEAD, SPEEDO
69	Y (EXC. SPEED WARNING)	6496850	1	49.44	HEAD, SPEEDO
70-74	Y	6496850	1	49.44	HEAD, SPEEDO
75-76	Y	8987282	1	116.93	HEAD, SPEEDO
77	Y	25015662	1	93.76	HEAD, SPEEDO
78-79	Y (EXPORT)	25016832	1		HEAD, SPEEDO
78-79	Y (1ST DESIGN-1979)	25016830	1	87.35	HEAD, SPEEDO (NOTE 1)
79-80	Y (2ND DESIGN-1979)	25021610	1		HEAD, SPEEDO (NOTE 1)
80-81	Y (EXC Z49 CANADA)	25024090	1	124.58	HEAD, SPEEDO
81	Y W/Z49 (CANADA)	25024091	1		HEAD, SPEEDO (KILO)
82	Y W/Z49(CANADA)	25050387	1		HEAD, SPEEDO(KILO)
82	Y(EXC Z49 CANADA)	25050208	1	116.94	HEAD, SPEEDO
68-74	Y	6496857	1	9.02	HOUSING, SPEEDO
76-77	Y	6496857	1	9.02	HOUSING, SPEEDO
63-67	Y	1569776	1	.44	KNOB, TRIP ODOMETER RESET FLEX SHAFT (NOTE 2)
78-82	Y	8989508	1	1.09	KNOB, ODOMETER RESET STEM
63-67	Y	1564075	1	1.20	NUT, TRIP ODOMETER RESET FLEX SHAFT
81	Y	25007217	1	38.66	SENSOR, SPEEDO BUFFER
82	Y	25007278	1	44.39	SENSOR, SPEEDO BUFFER
68-77	Y	6476812	1	9.30	SHAFT, TRIP ODOMETER RESET FLEX
69-72	Y W/QUICK RELEASE CABLE (3-4 SPD TRANS)	6491006	1	.52	SPRING CLIP, INSTR CLSTR CABLE REL
77-82	Y	6499471	1	.60	TUBE, CLOCK STEM (9.761)

9.762 BUZZER, Speed Indicator

67-69	Y	1386278	1	9.90	BUZZER
-------	---	---------	---	------	--------

9.765 BUTTON-HOUSING-MODULE-SOCKET-SPRING-TIMER, Instrument Cluster Warning

68-71	Y	6481742	1	2.95	BUTTON, SEAT BELT LIGHT, PUSH
72-76	Y	6497586	1	.58	HOUSING, SEAT BELT WARNING TELL-TALE
80-82	Y	25017833	LH	2.89	HOUSING, CNSL TELL-TALE
80-82	Y	25017834	RH	2.83	HOUSING, CNSL TELL-TALE
77-82	Y	6432350	1	29.18	MODULE, LOW FUEL WARNING
68-75	Y	2973932	AR	.98	SOCKET, INSTR CSTR (BAYONET) (9.744)
68-82	Y	12004311	AR	.77	SOCKET, WEDGE BASE LAMP
68-71	Y	335127	1	.96	SPRING, SEAT BELT, PUSH BUTTON RTN
75-76	Y	1726241	1	7.05	TIMER, SEAT BELT

9.772 CLOCK-CONNECTOR-KNOB-KNOB KIT-NUT-SLEEVE, Clock

68-74	Y	6262640	1	52.75	CLOCK
75-77	Y	356130	1	55.50	CLOCK, INST PNL
77	Y	25015272	1	67.46	CLOCK, INST CSTR CNSL
78-79	Y	25017279	1	66.13	CLOCK, INST CSTR
80-82	Y	25044715	1	72.46	CLOCK, INST CNSL
65	Y (396)	2984528	1	.42	CONNECTOR, IGN SW LEAD OF I/P HARN (2.530)
77-82	Y	25017061	1	1.12	KNOB, INST CSTR CLOCK
68-82	Y	14053344	1	1.30	KNOB KIT, CLOCK RESET
78-82	Y	25015558	1	2.45	NUT, RESET KNOB (9.761)
68-77	Y	3928775	1	.32	SLEEVE, STEM
77-80	Y	25016232	1	1.01	SLEEVE, STEM

BODY MOUNTING-AIR CONDITIONING-INSTRUMENT CLUSTER

9.775 GROMMET-SEAL, Wiring and Pipes

NOTE: SOME GROMMETS MAY REQUIRE THE ADDITION OF HOLES.

53-62	Y	3719523	AR	.56	GROMMET, OIL GAGE, HEAT IND. CAPILLARY TUBE, W/S WIPE R,(RUBBER-1 7/16" O.D.-4" HOLES)
53-60	Y	3918672	1	.75	GROMMET, TACH., SPEEDO. FLEX SHAFT, RUBBER (1 1/8" O.D. X 3/8" I.D.)
58-62	Y	3918672	1	.75	GROMMET, SW WIRING HARN AND SW (9/32")
60-62	Y	3708175	AR	.61	GROMMET, GAS TANK VENT PIPE HOSE, CHASSIS WIRING HARN, FLDG TOP WIRING HARN, LICENSE PLATE LAMP WIRE, GAS GAGE WIRE SPEEDO FLEX SHAFT (1/8")
63-67	Y	3838273	1	.90	GROMMET, OIL PRESS GAGE PIPE, WIPER SW WIRE AND VAC HOSE, RR WIRING HARN (2 1/8" OD-4 HOLES) ...
63-69	Y W/A.C.	332650	1	.33	GROMMET, INLET TUBE AT RAD SUPT (13/16" I.D.)
65-67	Y	3875822	1	.98	GROMMET, SPEEDO AND TACH FLEX SHAFT
65-66	Y (396, 427) W/SP. H/PER.	3711345	AR	.40	GROMMET, SPARK PLUG WIRE
66-70	Y	409988	2	.23	GROMMET, IGN COIL
67	Y	3711345	AR	.40	GROMMET, PARK BRK CBL
68	Y	3918672	AR	.75	GROMMET, ANTI-THEFT ALARM SYSTEM HORN
68-76	Y	3918672	1	.75	GROMMET, PARK BRK CBL IN U/B, W/S/W NOZZLE HOSE
68-76	Y	3919057	1	.33	GROMMET, BODY WRG HARN
68-70	Y	6437746	2	.65	GROMMET, BACKING LP WIRE, BODY WRG HARN (4.197)
69-81	Y	3697358	1	.61	GROMMET, U/B STOR COMPT LGT LEADS (RUBBER) (.64 HOLE)
70-82	Y	332650	1	.33	GROMMET, SPEEDO FLEX SHAFT
74-81	Y	3829698	AR	.33	GROMMET (RUB OD .84, ID .66, HOLE SIZE .09 LOCATION)
74-77	Y	3918672	2	.75	GROMMET, WSWA NOZ HOSE
75	Y W/A.C.	3027215	1	.30	GROMMET, EVAP INLET PIPE
76-82	Y	6264117	1	.53	GROMMET, SPL PARK BRK CBL IN U/B ..
79	Y W/ELEC DEFG	3979756	1	.61	GROMMET, RR WDO DEFOG HARN
79	Y W/ELEC DEFOG	3979756	1	.61	GROMMET, A.C. CNDSR TUBE
80-82	Y	3979756	1	.61	GROMMET, I/P WRG HARN
82	Y	14043231	2	.61	GROMMET, CLOSED LOOP HARN
76	Y	3008851	3	.52	SEAL, EVAP CORE TO CASE

9.778 BLOWER-BRACKET-CAPACITOR-CASE-DUCT-FAN-GASKET-GRILLE-GROMMET-HARNES-KNOB-MOTOR-NUT-RELAY-SCREW-SEAL-SHIELD-SPACER-SWITCH-WIRE, Rear Window Defogger

NOTE 1: COURTESY LAMP TIMER MOUNTED BEHIND THE INSTRUMENT PANEL AND LEFT OF THE STEERING COLUMN.

NOTE 2: COURTESY LAMP TIMER MOUNTED BEHIND THE INSTRUMENT PANEL AND RIGHT OF THE GLOVE BOX.

NOTE 3: 1980 1ST DESIGN HAS 4 ELECTRICAL TERMINALS, 3 IN A STRAIGHT ROW AND ONE OFF SET.

NOTE 4: 1980 2ND DESIGN HAS 4 ELECTRICAL TERMINALS ARRANGED IN A STRAIGHT ROW.

76	Y	3014886	1	94.50	BLOWER, DEFR
68-75	Y37	3929037	1	5.75	BRACKET, DEFG BLO
68-76	Y	3937157	1	12.10	CAPACITOR, DEFG BLO MOTOR
68-76	Y	3015035	1	8.80	CASE, BLO MOTOR HALF
68-76	Y	3147661	1	8.80	CASE, BLO INLET HALF
68-75	Y37	3925768	1	11.70	DUCT, DEFG AIR OUTLET
69-75	Y67	3949954	1	19.85	DUCT, DEFG, UPR
68-76	Y	3030749	1	11.25	FAN, BLO
68-75	Y	3015030	1	.47	GASKET, MOTOR MT
68-75	Y37	3925766	1	9.90	GRILLE, DEFG AIR OTLT
79	Y W/ELEC DEFOG	3979756	1	.61	GROMMET, RR WDO DEFOG HARN (9.775)
79	Y	12005565	1	43.25	HARNES, ELEC R/WDO DEFG
79-80	Y	12005840	1	43.25	HARNES, ELEC RR WDO DEFG WRG ...
80	Y	25504006	1	2.55	KNOB, RR DEFG SW
68-76	Y	4918682	1	40.75	MOTOR, DEFG BLO
70-72	Y37	528846	3	.56	NUT, DEFG BLO (12.815)
78	Y	527362	1	24.15	RELAY, ELEC RR WDO DEFG
79	Y	527361	1	24.15	RELAY, ELEC RR WDO DEFG
80-81	Y	10014886	1	24.15	RELAY, ELEC RR WDO DEFG

BODY MOUNTING-AIR CONDITIONING-INSTRUMENT CLUSTER

9.778 BLOWER-BRACKET-CAPACITOR-CASE-DUCT-FAN-GASKET-GRILLE-GROMMET-HARNESS-KNOB-MOTOR-NUT-RELAY-SCREW-SEAL-SHIELD-SPACER-SWITCH-WIRE, Rear Window Defogger (Con't)

68-75	Y37	3909073	2	.25	SCREW, DEFG AIR OTLT GRILLE
69-75	Y67	3018179	1	.70	SEAL, DEFG LWR DUCT(9.211)
68-75	Y37	3925770	1	13.80	SHIELD, DEFG BLO MOTOR
68-76	Y	3015031	1	.33	SPACER, MOTOR MT
69-73	Y	3998399	1	11.95	SWITCH, DEFG BLO
74-76	Y	410202	1	8.05	SWITCH, DEFG BLO
76	Y	410201	1	6.35	SWITCH, DEFG (GRID TYPE)
77	Y	461251	1	19.80	SWITCH, ELEC
78-80	Y (1ST DESIGN-1980)	467319	1	17.45	SWITCH, DEFG (NOTE 3)
80-81	Y (2ND DESIGN 1980)	14034385	1	17.95	SWITCH, DEFG (NOTE 4)
77	Y	8916528	1	43.25	WIRE, DEFG BLO
78	Y (1ST DESIGN)	8916673	1	43.25	WIRE, DEFG BLO (NOTE 1)
78	Y (2ND DESIGN)	12005556	1	42.75	WIRE, DEFG BLO (NOTE 2)

9.779 DUCT-GRILLE-HOSE , Windshield Defroster

NOTE 1: CUT AS REQUIRED (APPROX 36" EACH) LH & RH.

68-77	Y	3909006	1	10.25	DUCT, HTR DEFR AIR OTLT
68-77	Y	3940249	1	4.35	DUCT, HTR CTR OTLT
78-82	Y	467328	1	6.05	DUCT, HTR DEFR AIR OTLT
63-65	Y (EXC. A.C.)	468109	1	5.60	GRILLE, OTLT
68-77	Y	3915699	1	5.60	GRILLE, OTLT
78-82	Y	14018874	1	5.60	GRILLE, I/P DEFR DUCT
53-62	Y	1234985	1	15.85	HOSE (2" I.D. X 72" O.L.) (NOTE 1)

9.782 GASKET-RETAINER-VALVE, Air Duct

68-75	Y	3972317	2	.93	GASKET, BODY RR VENT PLENUM FRAME
69-76	Y	3949888	2	1.60	GASKET, BODY RR VENT PLENUM DR
68-77	Y	3919505	1	1.10	RETAINER, AIR SI OTLT DFL
69-82	Y W/A.C.	3942618	1	3.10	VALVE, AIR INLET PLENUM

9.786 ACTUATOR-ADAPTER-ARM-BRACKET-CLAMP-CLIP-DUCT-HOSE-HOUSING-LINK-PLATE-ROLLER-SEAL-SHAFT-SPACER-SPRING-STUD-VALVE, Air Distributor

NOTE 1: WHEN USED IN PLACE OF 3919549 & 3940595 GRIND OFF RIVETS & REMOVE ALL LINKAGE & ATTACH. PARTS INCLUDING VALVE ASM. SEAL ALL LEAKS WITH TAPE AS REQUIRED. NOTE: DO NOT DISTURB SPONGE SEAL.

NOTE 2: WHEN USED IN PLACE OF EARLY DESIGNS GRIND OFF RIVETS & REMOVE ALL LINKAGE & ATTACH. PARTS INCLUDING VALVE ASM. SEAL ALL LEAKS WITH TAPE AS REQUIRED. NOTE: DO NOT DISTURB SPONGE SEAL.

69	Y (EXC. A.C.)	1998955	1	10.30	ACTUATOR, VAC DRFR
70-72	Y	1998955	1	10.30	ACTUATOR, VAC DEFR
73-79	Y (EXC. A.C.)	1998955	1	10.30	ACTUATOR, VAC DEFR
68-77	Y	3954533	LH	20.85	ADAPTER, AIR SI OTLT (NOTE 1)
68-77	Y	3954534	RH	20.85	ADAPTER, AIR SI OTLT (NOTE 2)
78-82	Y	467395	2	3.55	ADAPTER, AIR SI OTLT
68-82	Y W/A.C.	3917319	1	.92	ARM, A/C AIR INLET SHROUD ACTR
68-82	Y W/A.C.	3917330	1	.92	BRACKET, A/C AIR INLET SI SHROUD ACTR
69-82	Y W/A.C.	3942619	1	.81	BRACKET, AIR INLET PLENUM VLV
70-74	Y37 (EXC. A.C.)	3918534	RH	.54	BRACKET, VENT CABLE
72-77	Y (EXC. A.C.)	3918533	LH	.54	BRACKET, VENT CABLE
74-82	Y	3840474	2	2.60	BRACKET, HTR BLO AIR INLET TO PLENUM (8.857)
61	Y	3749810	AR	1.50	CLAMP, HTR AND DEFR HOSE (1.166)
68-78	Y W/A.C.	3013531	1	.30	CLIP, VLV SHORT RET
80-82	Y	3022741	1	.30	CLIP, VLV SHF
63-67	Y	3846156	1	22.95	DUCT, HTR OTLT
68-82	Y	459362	1	11.60	DUCT, HTR
68-77	Y (EXC. A.C.)	3956313	LH	4.20	DUCT, AIR SI OTLT ADAP
68-77	Y (EXC. A.C.)	3956314	RH	3.80	DUCT, AIR SI OTLT ADAP
69-76	Y W/A.C.	3946979	1	26.25	DUCT, HTR AIR DIST
77-82	Y W/A.C.	463499	1	26.25	DUCT, HTR AIR DIST
78-79	Y (EXC. A.C.)	467399	LH	4.20	DUCT, AIR SI OTLT ADAP
78-79	Y (EXC. A.C.)	467400	RH	4.20	DUCT, AIR SI OTLT ADAP
56-62	Y	1234989	1	25.25	HOSE, HTR AND DEFR AIR INLET (4 X 72" O.L.)
77	Y W/A.C.	3036484	1	76.50	HOUSING, W/VLV, TEMP
68-82	Y W/A.C.	3917318	1	.61	LINK, A/C AIR INLET SI SHROUD VAC ACTR
71-72	Y W/A.C.	3015231	1	1.65	LINK, SLAVE
77-80	Y (EXC. A.C.)	457841	2	.87	LINK, AIR VENT CONT ROD

BODY MOUNTING-AIR CONDITIONING-INSTRUMENT CLUSTER

9.786

ACTUATOR-ADAPTER-ARM-BRACKET-CLAMP-CLIP-DUCT-HOSE- HOUSING-LINK-PLATE-ROLLER-SEAL-SHAFT-SPACER-SPRING- STUD-VALVE, Air Distributor (Con't)

78-82	Y W/A.C.	3036487	1	56.50	PLATE, W/ACTUATOR, FRT TEMP
63-67	Y (EXC. A.C.)	3150822	1	.32	ROLLER, HTR CAM
68-79	Y (EXC. A.C.)	3937111	1	.36	SEAL, AIR SI OTLT DUCT (5/8" THK.)
68-76	Y W/A.C.	3015222	1	2.10	SHAFT, W/LVR
77-82	Y W/A.C.	3036477	1	.96	SHAFT, DVTR VLV
73-74	Y	3022553	1	.40	SPACER, A/C VLV SPRING
68	Y W/A.C.	3909052	1	.30	SPRING, AIR INLET PLENUM VLV ACTR TO LINK
73-76	Y	3022539	2	.40	SPRING, A/C VLV
78-82	Y W/A.C.	14001506	1	.46	SPRING, HTR AIR DISTR DUCT
78-82	Y W/A.C.	3010008	1	.42	STUD, W/CLIP
68-76	Y W/A.C.	3015229	1	11.35	VALVE, W/LINK, DVTR
68-82	Y W/A.C.	3015232	1	4.40	VALVE, W/SEAL, DVTR
69-76	Y W/A.C.	3018881	1	75.00	VALVE, HSG AND TEMP
69-76	Y W/A.C.	3018887	1	20.65	VALVE, W/SHAFT, TEMP CONT
69-76	Y W/A.C.	7309782	1	5.65	VALVE, HTR AND A/C CONT DEFR AND AIR
75-79	Y (EXC. A.C.)	3018747	1	19.20	VALVE, W/SEAL, HTR AIR
77-82	Y W/A.C.	3036485	1	11.40	VALVE, W/SHAFT, TEMP CONT
77-82	Y W/A.C.	3036489	1	41.25	VALVE, W/LINK, DVTR

9.787

BRACKET-CABLE-CLAMP-CLIP-HOUSING-KNOB-PLIERS-RETAINER- ROD-WIRE, Outside Air

NOTE: SOME CABLES MAY BE REPLACED BY BULK CABLES AND RETAINERS. CABLES WITH COLOR KEYED KNOBS WILL BE REPLACED BY CABLES WITH BLACK KNOBS.

68-76	Y	3918533	LH	.54	BRACKET, AIR VENT CABLE
68	Y	3918534	RH	.54	BRACKET, AIR VENT CABLE
69-76	Y37	3918534	RH	.54	BRACKET, AIR VENT CABLE
69	Y67 (1ST DESIGN)	3918534	RH	.54	BRACKET, AIR VENT CABLE
77	Y (EXC. A.C.)	457842	2	.76	BRACKET, AIR VENT CONT ROD
77-78	Y W/A.C.	3036483	1	3.20	BRACKET, MT CBL ADJ
80-82	Y	3043421	1	3.20	BRACKET, MT CBL ADJ
53-82	Y	6258364	AR	30.25	CABLE, BOWDEN WIRE REPAIR, 13FT HSG & 60FT WIRE
64-67	Y W/A.C.	3864605	1	15.35	CABLE, BLO SW, AIR INLET CONT (38 3/4" O.L.)
77-82	Y	467355	1	17.60	CABLE, HTR AND A/C TEMP CONT
58-62	Y	3127015	AR	.40	CLAMP, HTR CONT CABLE
77-82	Y	8972458	1	.34	CLIP, HTR AND A/C CONT LVR
53-74	Y	3986084	AR	.82	HOUSING, CONT CABLE (13 FT.)
63-64	Y	3783381	1	1.10	KNOB, DEFR AND HTR CONT KNOB
68-69	Y (1ST DESIGN)	3940610	RH	2.50	KNOB, AIR VENT
69-71	Y	9813799	2	1.05	KNOB, AIR SI OTLT ADAP (10.559)
69-76	Y (EXC. A.C.)	3995093	2	2.70	KNOB, AIR VENT CONT
72	Y	3996896	2	.58	KNOB, AIR SI OTLT ADAP (10.559)
75-76	Y	9813799	2	1.05	KNOB, AIR SI OTLT ADAP (10.559)
78-80	Y (EXC. A.C.)	472770	2	1.05	KNOB, AIR VENT CONT (BLACK)
78-80	Y (EXC. A.C.)	472771	2	1.05	KNOB, AIR VENT CONT (MED RED)
78	Y (EXC. A.C.)	472772	2	1.05	KNOB, AIR VENT CONT (SAFFRON)
78-80	Y (EXC. A.C.)	472773	2	1.05	KNOB, AIR VENT CONT (OYSTER WHITE)
78-80	Y (EXC. A.C.)	472774	2	1.05	KNOB, AIR VENT CONT (MIDNIGHT BLUE)
78-80	Y (EXC. A.C.)	472775	2	1.05	KNOB, AIR VENT CONT (DOESKIN)
78-79	Y (EXC. A.C.)	472776	2	1.05	KNOB, AIR VENT CONT (DK BROWN)
79-80	Y (EXC. A.C.)	476274	2	1.00	KNOB, AIR VENT CONT (DK GREEN)
53-82	Y	3862204	AR	22.95	PLIERS, CABLE WIRE COILING
68	Y W/A.C.	3929059	1	.30	RETAINER, A/C AIR INLET PLENUM VLV LINK
77-80	Y (EXC. A.C.)	457842	2	.76	RETAINER, AIR VENT CONT ROD
68-74	Y	3928864	2	5.25	ROD, W/TUBE, AIR VENT CONT
77-80	Y (EXC. A.C.)	457840	2	2.00	ROD, VENT CONT
78-79	Y (EXC. A.C.)	467397	2	1.20	ROD, AIR SI OTLT ADAP VLV
53-74	Y	3986027	AR	.13	WIRE, CONT CABLE (60 FT.)

9.789

ACTUATOR-BRACKET-DOOR-FRAME-GUIDE-OUTLET-PANEL-PIN- SPRING-STRAP-VALVE, Plenum Air

NOTE 1: ON RIGHT HAND SIDE, PLUG AND RELOCATE 3 9/64" DIA. HOLES FOR ATTACHING REAR VENT PLENUM DOOR ROD BRACKET. USE 3949964 AS A TEMPLATE.

NOTE 2: METRIC FASTENERS REQUIRED.

68-82	Y	1996608	1	7.25	ACTUATOR, A/C AIR INL SHRD VAC (NOTE 2)
69	Y	1996504	1	9.10	ACTUATOR
70-76	Y (EXC. A.C.)	1996504	1	9.10	ACTUATOR, BODY RR VENT PLENUM DR VAC

BODY MOUNTING-AIR CONDITIONING-INSTRUMENT CLUSTER

**9.789 ACTUATOR-BRACKET-DOOR-FRAME-GUIDE-OUTLET-PANEL-PIN-
SPRING-STRAP-VALVE, Plenum Air (Con't)**

79-82 Y	1996607	1	11.70	ACTUATOR, A/C AIR INL PLNM VLV VAC
69-75 Y (EXC. A.C.)	3949963	LH	.66	BRACKET, BODY RR VENT PLENUM DR ROD
69-76 Y (EXC. A.C.)	3949964	RH	.66	BRACKET, BODY RR VENT PLENUM DR ROD
69-75 Y (EXC. A.C.)	3949885	1	4.85	DOOR, BODY RR VENT PLENUM (NOTE 1)
68-75 Y W/A.C.	3940689	2	2.55	FRAME, BODY RR VENT PLENUM DR
69-75 Y (EXC. A.C.)	3949961	LH	3.50	FRAME, BODY RR VENT PLENUM DR
69-75 Y37 (EXC. A.C.)	3949962	RH	3.50	FRAME, BODY RR VENT PLENUM DR
68-76 Y	3942780	4	.80	GUIDE, AIR VENT CONT LVR, CNSL (NYLON)
69-76 Y (EXC. A.C.)	3949890	2	.49	GUIDE, BODY RR VENT PLENUM DR ROD
63-67 Y (EXC. A.C.)	3899220	2	4.95	OUTLET, DASH PNL VENT AIR
68-78 Y (EXC. A.C.)	3922277	LH	5.60	OUTLET, DASH PNL AIR
68-78 Y (EXC. A.C.)	3922278	RH	5.60	OUTLET, DASH PNL AIR
68-72 Y (EXC. A.C.)	3932810	2	8.90	OUTLET, DASH PNL VENT AIR
76-79 Y W/A.C.	3932810	2	8.90	OUTLET, DASH PNL VENT AIR
80-82 Y	3932810	2	8.90	OUTLET, DASH PNL VENT AIR
68-75 Y	336188	2	9.40	PANEL, AIR OTLT GRILLE
69-76 Y (EXC. A.C.)	3949889	4	.30	PIN, BODY RR VENT PLENUM DR HINGE
69-82 Y W/A.C.	3895930	1	.32	PIN, AIR INLET SI SHROUD VAC CONT
69-82 Y W/A.C.	3895931	1	.33	SPRING, AIR INLET SI SHROUD VAC CONT
68-79 Y (EXC. A.C.)	3925701	LH	1.35	STRAP, SI OTLT ADAP DUCT
68-79 Y (EXC. A.C.)	3925702	RH	1.35	STRAP, SI OTLT ADAP DUCT
68-82 Y	3940636	2	6.10	VALVE, AIR OTLT VENT
68-76 Y (EXC. A.C.)	3955981	4	.99	VALVE, BODY RR VENT PLENUM
78-79 Y (EXC. A.C.)	3942662	2	3.10	VALVE, AIR SI OTLT ADAP

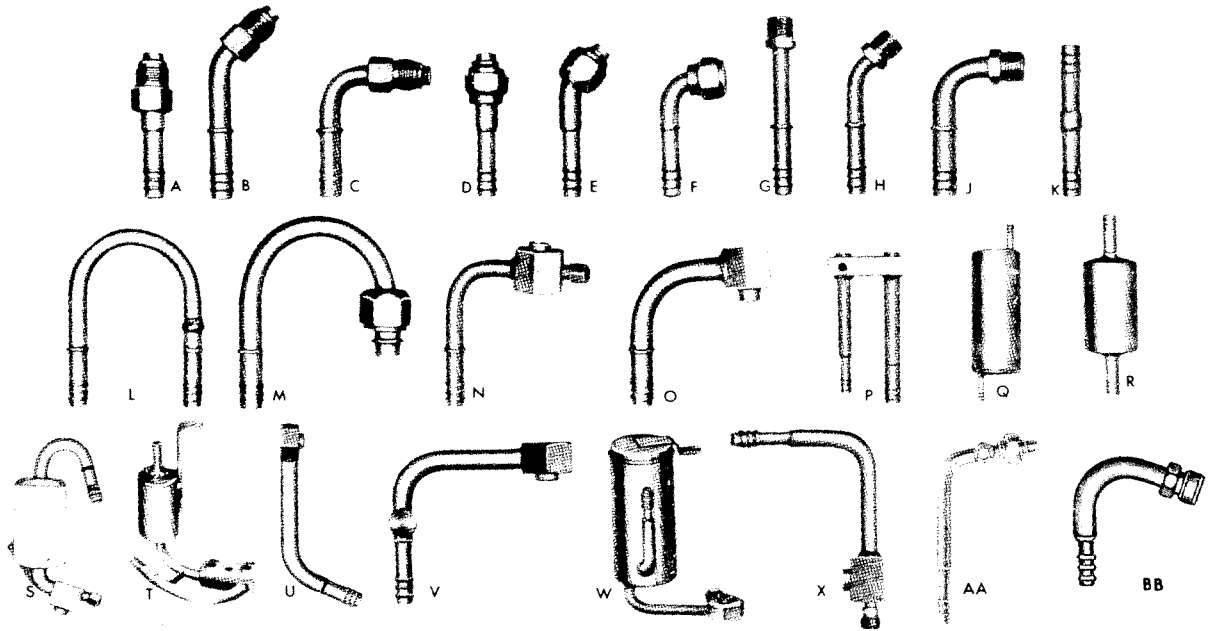
9.795 VALVE, Heater Water Temperature Control

63-68 Y W/A.C.	1231105	1	N.L.	VALVE, SHUT-OFF
69-70 Y W/A.C.	3984641	1	N.L.	VALVE, HTR AND A/C WATER VLV
75 Y (EXC. A.C.)	14032007	1	N.L.	VALVE, HTR WATER
76-79 Y	14032007	1	N.L.	VALVE, HTR WATER
79-81 Y	14020087	1	16.10	VALVE, HTR WATER
82 Y	14044483	1	19.55	VALVE, HTR WAT

9.988 LAMP-NUT-SOCKET, Luggage Compartment

77-79 Y	912116	1	5.60	LAMP, SPA TIRE (2.700)
80 Y	913668	1	6.45	LAMP, SPA TIRE(2.700)
81-82 Y	912390	1	6.45	LAMP, SPA TIRE (2.700)
64-75 Y	3876130	AR	.33	NUT, W/GROMMET (NO. 10-24)
78 Y	8918527	1	7.05	SOCKET, SPA TIRE LAMP (2.714)

9.222 FITTING PKG.—MUFFLER PKG.—HOSE—CLAMP—O’RING—AIR CONDITIONING REFRIGERANT LINE (FITTING PKGS. INCLUDE O’RINGS AND HOSE CLAMPS)



PART NO.	TYPE	THREAD SIZE	HOSE I.D.	PART NO.	TYPE	THREAD SIZE	HOSE I.D.	PART NO.	TYPE	THREAD SIZE	HOSE I.D.
3024535	A	11/16-16	5/16	3023680	E	7/8-14	5/8	3023718	L		1/2
3023691	A	5/8-18	5/16					3023719	L		5/8
3023692	A	3/4-18	13/32	3023657	F	5/8-18	5/16	3024791	M	5/8-18 (Male)	5/16
3023693	A	7/8-18	1/2	3030183	F (8" lg.)	3/4-16	13/32	3023722	M 1	1/16-14 (Female)	5/8
3023694	A	1- 1/16-16	5/8	3023658	F (3 1/4" lg.)	3/4-16	13/32	12308419	M	1 1/16-14 (Male)	5/8
3023695	A	5/8-18	13/32	3023659	F	7/8-14	1/2				
3023696	A	3/4-18	1/2	3023660	F	1- 1/16-14	5/8	3023715	N		13/32
				3023661	F	5/8-18	13/32	3023716	N		1/2
3023668	B	5/8-18	5/16	3023662	F	3/4-16	1/2				
3023669	B	3/4-18	13/32	3023663	F	7/8-14	5/8	3023717	O		5/8
3023670	B	7/8-18	1/2					3023721	P		13/32-5/8
3023671	B	1- 1/16-16	5/8	3024534	G	5/8-18	5/16				
3023672	B	5/8-18	13/32	3023711	G	5/8-18	13/32	3023720	Q		13/32
3023673	B	3/4-18	1/2	3027763	G	3/4-16	13/32				
				3023712	G	3/4-16	1/2				
3024537	C	11/16-16	5/16	3023713	G	7/8-14	5/8	* 3981880	R		1/2
3023651	C	5/8-18	5/16	3023714	G	1- 1/16-14	5/8				
								* 3923139	S		1/2-5/8
3023652	C	3/4-18	13/32	3023682	H	5/8-18	13/32	* 3970541	T		1/2-5/8
3023653	C	7/8-18	1/2	3027766	H	3/4-16	13/32				
3023654	C	1- 1/16-16	5/8	3023683	H	3/4-16	1/2	3024788	U		5/8
3023655	C	5/8-18	13/32	3023684	H	7/8-14	5/8	3030185	U		13/32
3023656	C	3/4-18	1/2	3023685	H	1- 1/16-14	5/8				
				12308420	H	1- 1/16-14 (Female)	5/8	3024789	V		13/32
3023697	D	5/8-18	5/16	12308421	H	1 End (1 1/16-14) (Female)					
3023698	D	3/4-16	13/32			1 End (1 1/16-14) (Male)		* 231296	W (B, C Body)		13/32
3023699	D	7/8-14	1/2					* 231297	W (A Body)		13/32
3023700	D	1- 1/16-14	5/8	3024536	J	5/8-18	5/16	* 231298	W (E Body)		13/32
3023701	D	5/8-18	13/32	3023664	J	5/8-18	13/32				
3023709	D	3/4-16	1/2	3023665	J	3/4-16	1/2	3027483	X		13/32
3023710	D	7/8-14	5/8	3023666	J	7/8-14	5/8				
				3023667	J	1- 1/16-14	5/8	3030977	AA	5/8-18	5/16
3023674	E	5/8-18	5/16	3027769	J	3/4-16	13/32				
3028285	E	11/16-16	5/16					3037022	BB	5/8-18	5/16
3023675	E	3/4-16	13/32	3023686	K		5/16	3037023	BB	1- 1/16-14	5/8
3023676	E	7/8-14	1/2	3023687	K		13/32				
3023677	E	1- 1/16-14	5/8	3023688	K		1/2				
3023678	E	5/8-18	13/32	3023689	K		5/8				
3023679	E	3/4-16	1/2								

* FITTING ONLY

HOSE, CLAMP, O RINGS

230882	Hose, Refrig.	(5/16" I.D. x 15')	8526398	O'Ring (3/8" I.D.)
230883	Hose, Refrig.	(13/32" I.D. x 15')	3140600	O'Ring (1/2" I.D.)
230884	Hose, Refrig.	(1/2" I.D. x 15')	3140748	O'Ring (5/8" I.D.)
230885	Hose, Refrig.	(5/8" I.D. x 15')	5887997	O'Ring, Fitting to Comp.
3909030	Clamp, Adj. Hose (with Locator Tab)			

[illegible]



CHEVROLET

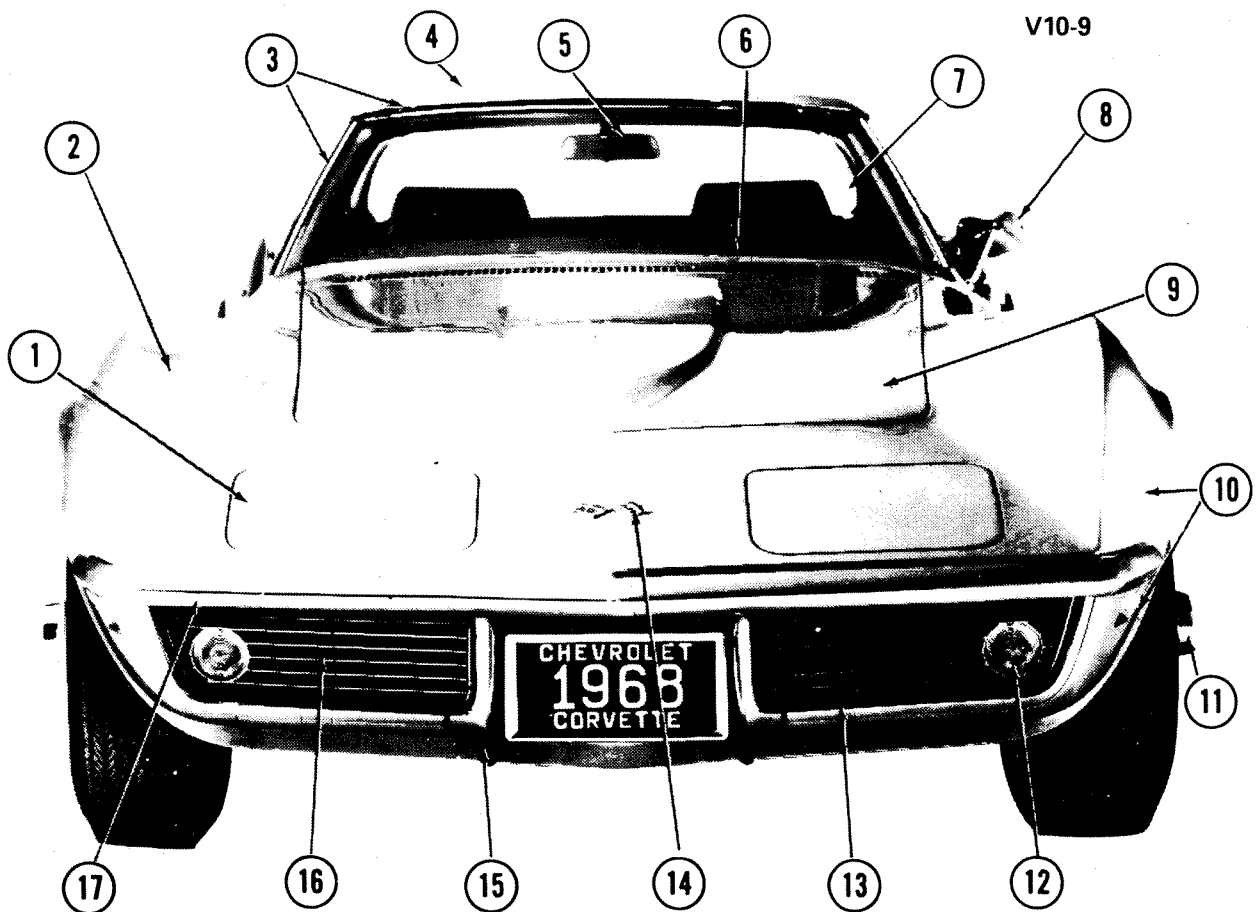
CHEVROLET BODY GROUP 10.000



CHEVROLET

ILLUSTRATION INDEX

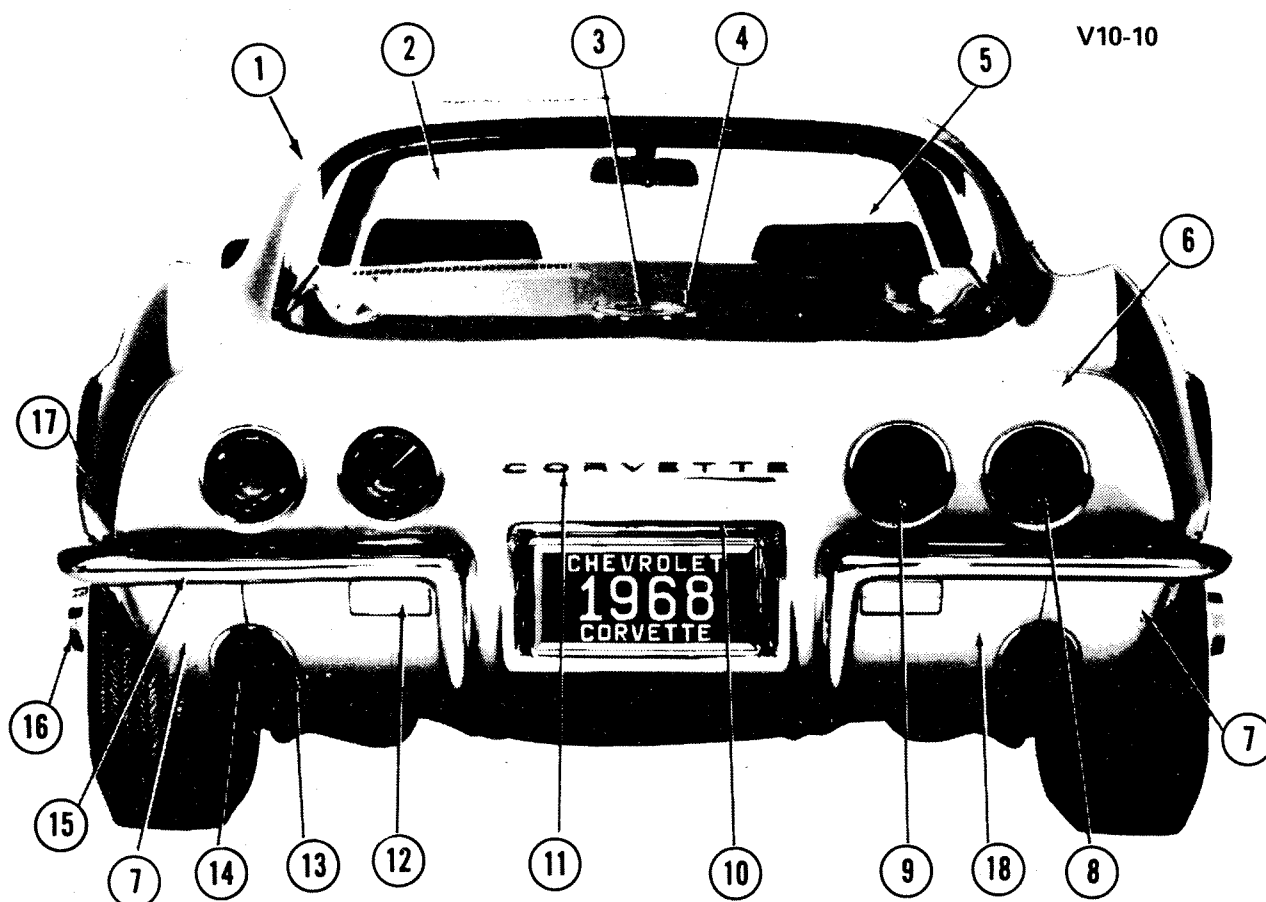
	TITLE	PAGE
1968-69	EXTERIOR VIEW.....	10-1
1968-69	EXTERIOR VIEW.....	10-2
1968-69	EXTERIOR VIEW-SPORT COUPE	10-3
1970-72	EXTERIOR VIEW.....	10-4
1970-72	EXTERIOR VIEW.....	10-4
1970-72	EXTERIOR VIEW-CONVERTIBLE	10-5
1969-71	"Y" HEADLAMP WASHER SYSTEM.....	10-6
1968-72	"Y" WINDSHIELD WIPER AND DOOR CONTROLS.....	10-7
1968-82	"Y" WINDSHIELD WASHER WIPER SYSTEM	10-8
1968-82	WINDSHIELD WIPER MOTOR (DE- PRESSED PARK)	10-9
1976-82	PULSE WINDSHIELD WASHER PUMP	10-10
1968-82	"Y" OUTSIDE REAR VIEW MIRRORS	10-11
1968-75	"Y" INSTRUMENT PANEL & CONSOLE..	10-12
1976-77	"Y" INSTRUMENT PANEL PART I.....	10-14
1976-77	"Y" INSTRUMENT PANEL PART II.....	10-16
1978-82	"Y" INSTRUMENT PANEL PART I.....	10-18
1978-82	"Y" INSTRUMENT PANEL PART II.....	10-20
1976	"Y" CONSOLE.....	10-22
1977-82	"Y" CONSOLE.....	10-24
1968-77	"Y" DOOR HARDWARE.....	10-26
1978-82	"Y" DOOR HARDWARE.....	10-28
1968-75	"Y" CONVERTIBLE REAR MOLDING & WEATHERSTRIP	10-30
1968-77	"Y" SIDE DOOR WEATHERSTRIP & ROOF MOLDINGS.....	10-30
1968-75	"Y" FRONT & SIDE MOLDING & WEA- THERSTRIP CONVERTIBLE.....	10-31
1968-75	"Y" CONVERTIBLE HEADER SIDE RAIL WEATHERSTRIP	10-31
1971-75	"Y" ROOF PANEL & WEATHERSTRIP	10-32
1978-82	"Y" WEATHERSTRIP.....	10-33



V10-9

1968-69 EXTERIOR VIEW

1. HOUSING	2.770
2. PANEL	8.130
3. MOLDING	10.093
4. PANEL, Upper	12.810
5. MIRROR	10.185
6. PANEL	10.130
7. GLASS	10.027
8. MIRROR	10.185
9. CONVERSION KIT	8.000
10. PANEL, Lower	12.810
11. COVER	5.858
12. LAMP ASM	2.585
13. MOLDING	1.268
14. EMBLEM	1.303
15. GUARD	7.828
16. GRILLE (1968 as Shown)	1.266
17. BAR	7.831

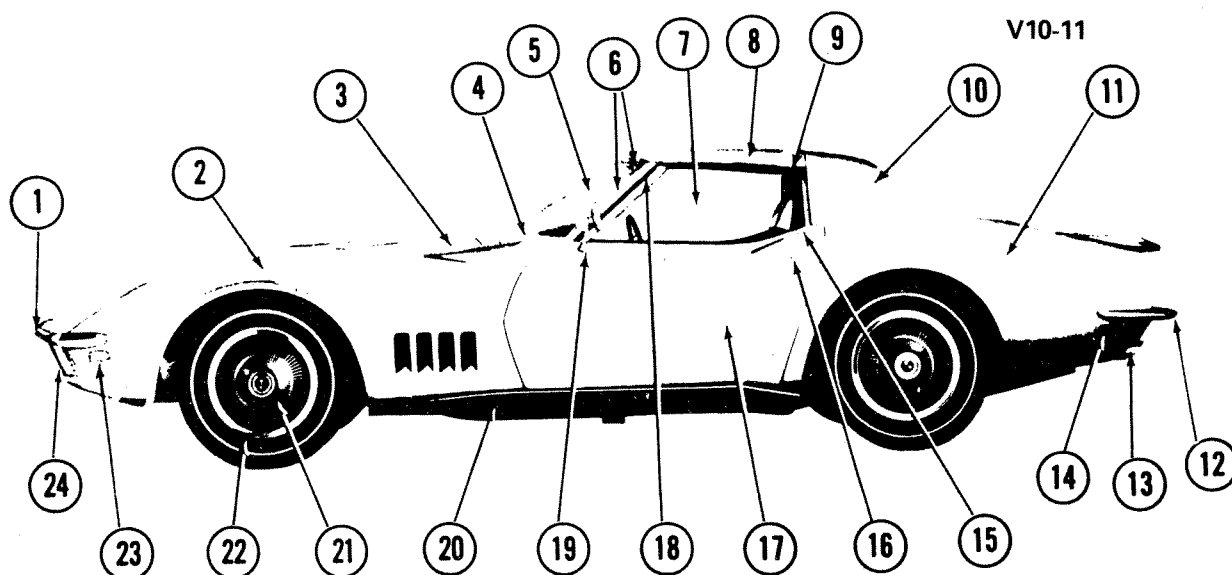


V10-10

V10-10

1968-69 EXTERIOR VIEW

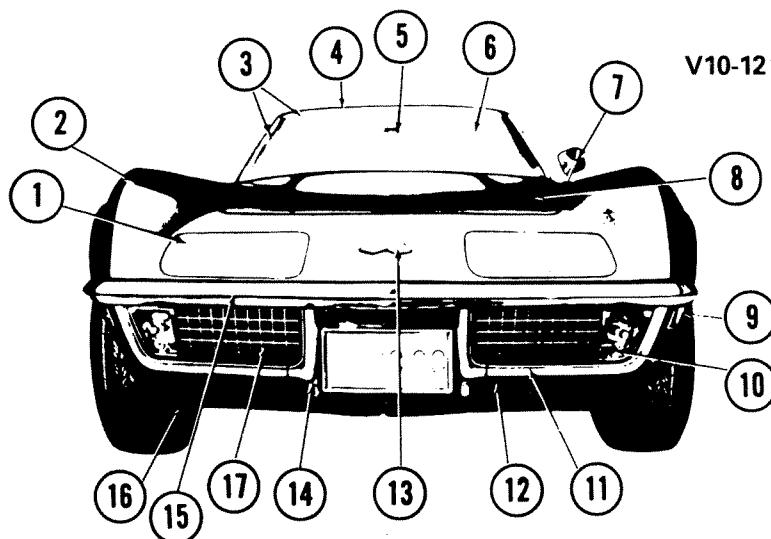
1. PANEL	12.810
2. GLASS	11.204
3. EMBLEM	12.945
4. DOOR ASM	12.945
5. GLASS	11.204
6. PANEL	12.986
7. PANEL	12.981
8. LAMP ASM	2.679
9. LAMP ASM (1968 Shown)	2.679
10. BEZEL	7.800
11. LETTER KIT	12.182
12. LAMP ASM (1968 Only)	2.697
13. BEZEL	3.705
14. TAIL PIPE	3.705
15. BAR	7.831
16. COVER	5.858
17. PANEL	12.940
18. PANEL	12.981



V10-11

1968-69 EXTERIOR VIEW-SPORT COUPE

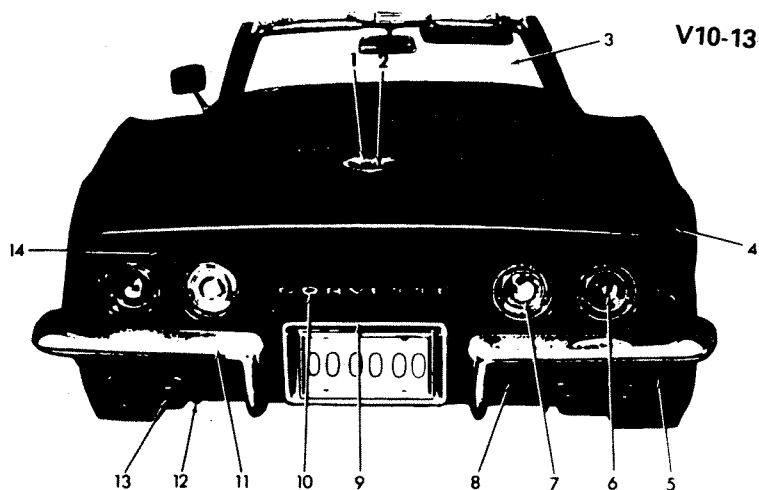
1. BAR	7.831
2. PANEL	8.130
3. PANEL CONVERSION KIT	8.000
4. PANEL	10.130
5. GLASS	10.027
6. MOLDING	10.093
7. GLASS	10.681
8. PANEL	12.810
9. MOLDING	12.075
10. MOLDING	12.810
11. PANEL	12.940
12. BAR	7.831
13. TAILPIPE	3.705
14. LAMP ASM	2.575
15. HANDLE	10.527
16. CYLINDER	10.550
17. PANEL	10.351
18. MOLDING	12.075
19. MIRROR	10.185
20. MOLDING	8.304
21. COVER	5.858
22. WHEEL	5.803
23. LAMP ASM	2.575
24. GUARD	7.828



V10-12

1970-72 EXTERIOR VIEW

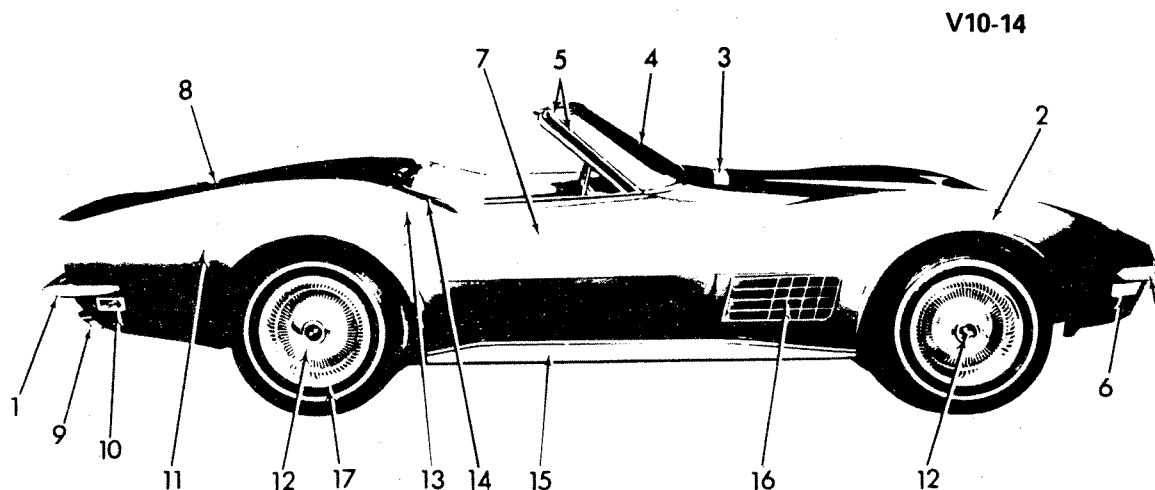
1. HOUSING	2.770	10. LAMP ASM (Part of 2.586 Housing Asm)	2.585
2. PANEL	8.130	11. MOLDING (Part of 2.586 Housing Asm)	1.268
3. MOLDING	10.093	12. PANEL, Lower	12.810
4. PANEL, Upper	12.810	13. EMBLEM	1.303
5. MIRROR	10.185	14. GUARD	7.828
6. GLASS	10.027	15. BAR	7.831
7. MIRROR	10.185	16. EXTENSION	1.287
8. PANEL CONVERSION KIT	8.000	17. GRILLE (Part of 2.586 Housing Asm) ..	1.266
9. LAMP ASM	2.575		



V10-13

1970-72 EXTERIOR VIEW

1. EMBLEM	12.945	8. PANEL	12.981
2. DOOR ASM	12.945	9. BEZEL	7.800
3. GLASS	11.204	10. LETTER KIT	12.182
4. PANEL	12.940	11. BAR	7.831
5. PANEL	12.981	12. BEZEL	3.705
6. LAMP ASM	2.679	13. TAILPIPE	3.705
7. LAMP ASM	2.679	14. PANEL	12.986

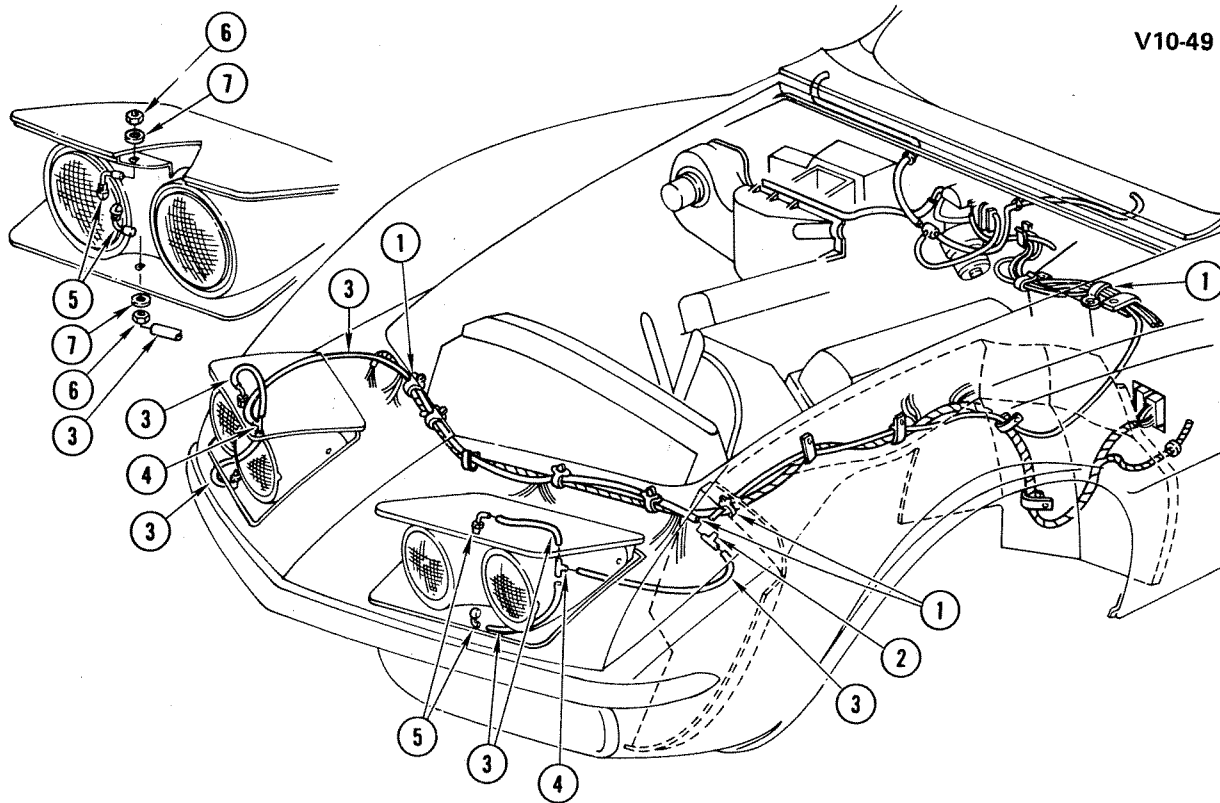


V10-14

1970-72 EXTERIOR VIEW-CONVERTIBLE

1. BAR	7.831
2. PANEL	8.130
3. PANEL	10.130
4. GLASS	10.027
5. MOLDING	10.093
6. LAMP ASM	2.575
7. PANEL	10.351
8. DOOR ASM	12.945
9. TAILPIPE	3.705
10. LAMP ASM	2.575
11. PANEL	12.940
12. COVER	5.858
13. CYLINDER	10.550
14. HANDLE	10.527
15. MOLDING	8.304
16. LOUVER	8.147
17. WHEEL	5.803

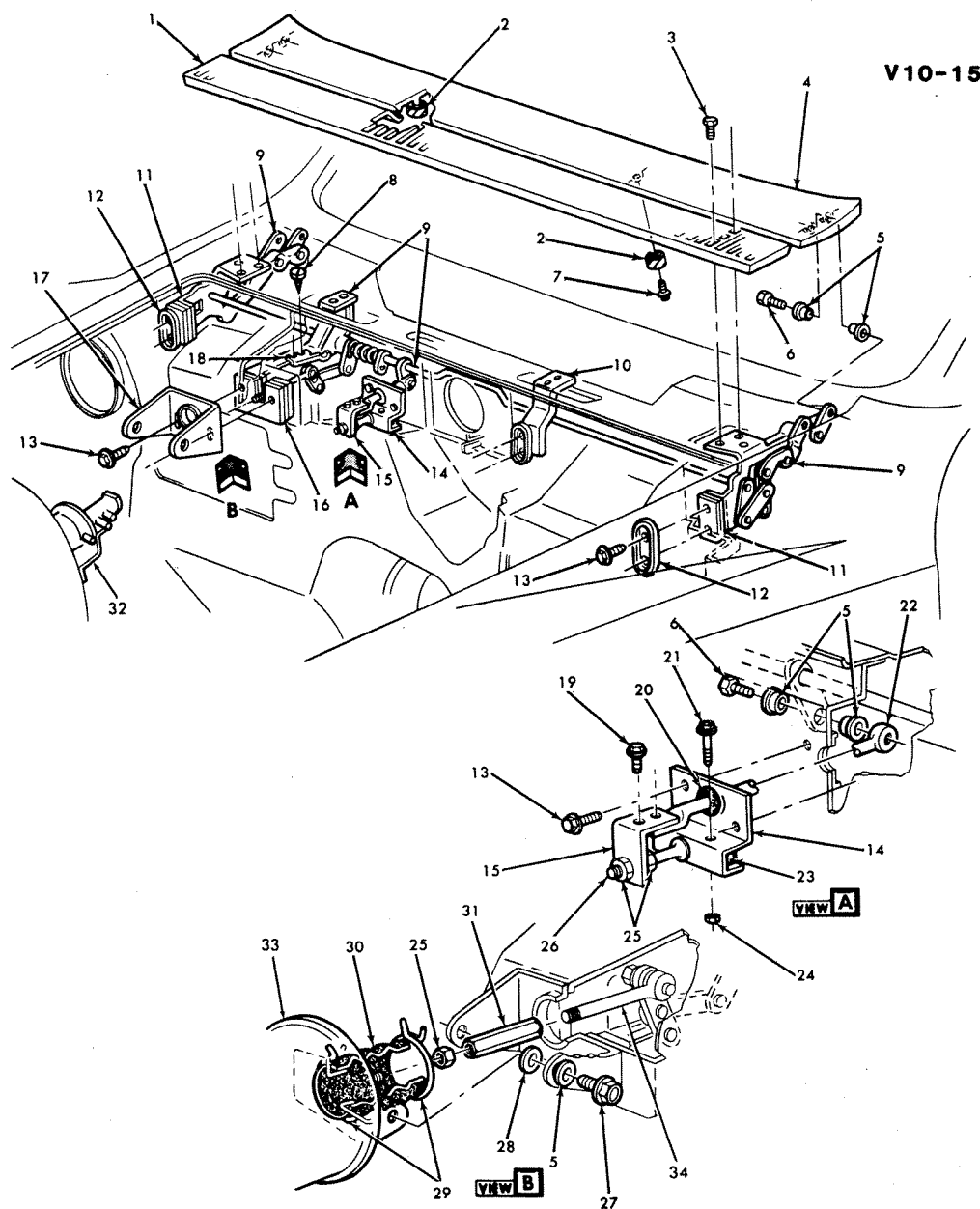
V10-49



V10-49

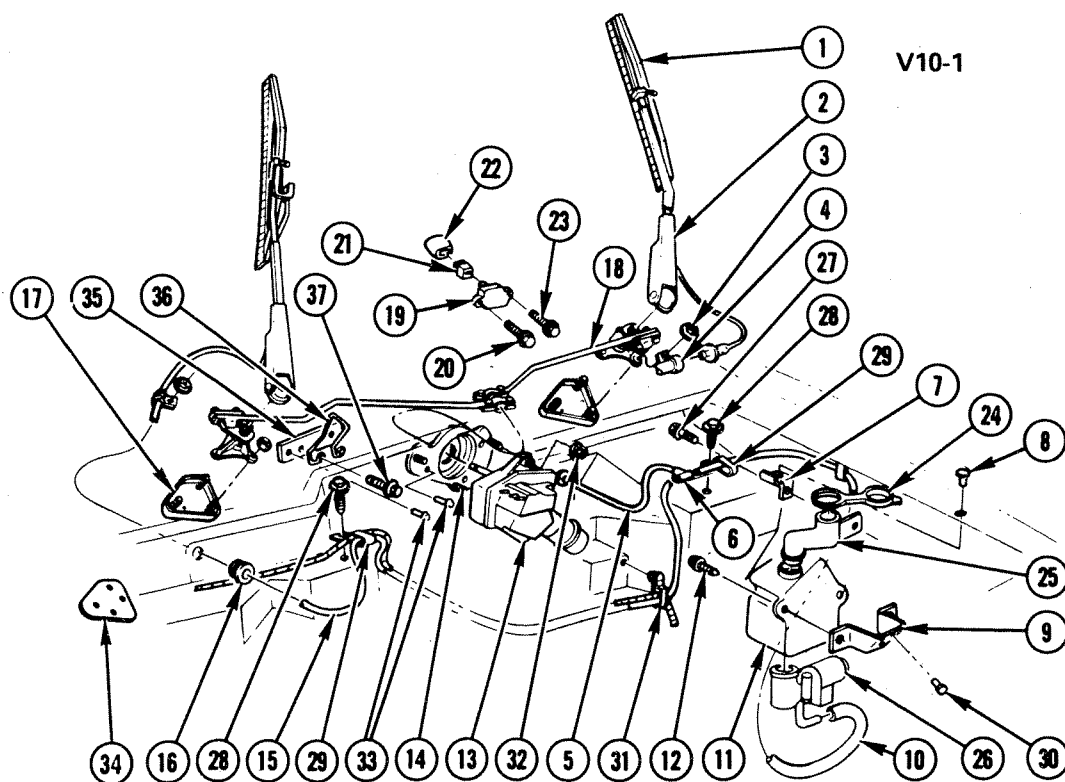
1969-71 "Y" HEADLAMP WASHER SYSTEM

1. RETAINER, Adjustable (Plastic)	2.259
2. VALVE, Check	N.S.
3. HOSE, Hdip Washer (5/32" ID)	8.962
4. TEE, Hdip Washer Spray Nozzle	10.155
5. NOZZLE, Hdip Washer Spray	2.780
6. NUT, Hex (5/16"-18 zinc)	8.917
7. WASHER, Flat (21/64")	8.929



1968-72 "Y" WINDSHIELD WIPER AND DOOR CONTROLS

1. PANEL, Cowl Ventilator	12.800	19. SCREW (#10-24 x 3/4")	8.900
2. BUMPER, W/S Access Door	10.130	20. GROMMET, Actuating Light Sw Push Rod	10.130
3. BOLT, W/S Access Door	8.900	21. SCREW (#6-32 x 1")	8.906
4. PANEL	10.130	LOCKWASHER (#6)	8.931
5. BUSHING	10.130	22. ROD, W/S Wiper	10.163
6. BOLT	10.130	23. SWITCH ASM	10.163
7. SCREW (#6-32 x 5/16")	8.913	24. NUT (#6-32)	8.915
8. SCREW (#8-32 x 1/2")	8.977	25. NUT (1/4"-20)	8.915
9. CONTROL ASM	10.130	26. STUD, Actuating Limited Sw Adjuster	10.130
10. BRACKET, Stop	10.130	27. BOLT	10.130
11. EXTENSION, Pillar Support Rear	12.840	28. WASHER	10.130
12. REINFORCEMENT, Control Arm Brkt	10.130	29. CLAMP	1.166
13. SCREW (#10-24 x 5/8")	8.977	30. BOOT, Actuator (3 1/4" Long)	10.130
14. BRACKET, W/S Wiper	10.163	31. NUT	10.130
15. EXTENSION, Control Arm Bracket	10.130	32. RELAY ASM	10.130
16. SHIM, Actuating Door Brkt	10.130	33. ACTUATOR ASM, W/Valve to Acc Dr	10.130
17. REINFORCEMENT, Actuator Mtg	10.130	34. ROD	10.130
18. SPRING	N.S.		

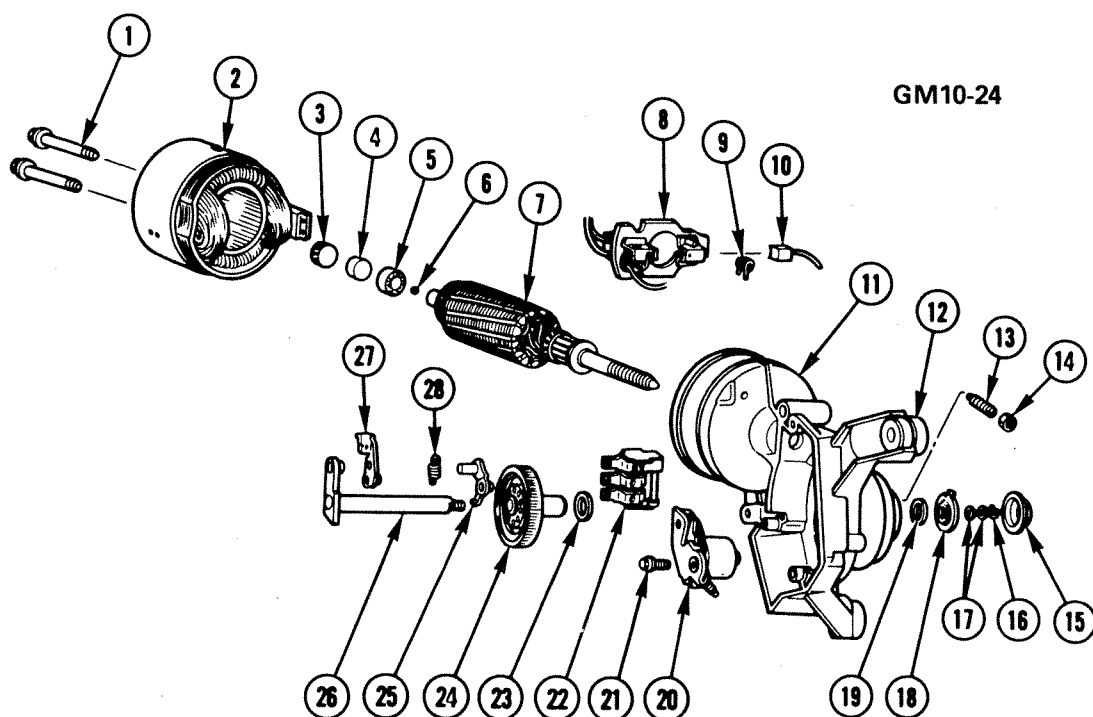


V10-1

1968-82 "Y" WINDSHIELD WASHER WIPER SYSTEM

1. BLADE ASM, W/S Wiper	10.146	19. SWITCH ASM, W/S Wiper Control	10.163
2. ROD ASM, W/S Wiper	10.147	20. SCREW (#10-24 x 3/8")	8.977
3. NUT & WASHER ASM, W/S Washer Trans (#10-24)	N.S.	21. BUSHING, W/S Wiper Switch	10.163
4. CLIP, W/S Washer Hose	6.672	22. KNOB, W/S Wiper Control	10.164
5. HOSE, Pump to Spray	N.S.	23. SCREW (#10-24 x 1/2")	8.977
6. TEE, W/S Washer Hose	3.680	24. CAP, Reservoir	10.153
7. BRACKET, W/S Washer Motor, Pump & Jar Ext	10.154	25. EXTENSION, Motor Pump & Jar	10.154
8. RIVET, W/S Washer Hose Clip	N.S.	26. PUMP, W/S Washer	10.153
9. BRACKET, W/S Washer Motor, Pump & Jar	10.154	27. SCREW (1/4"-14 x 5/8")	8.977
10. HOSE, Pump to Spray	N.S.	28. SCREW (1/4"-14 x 1/2")	8.977
11. RESERVOIR ASM, W/S Washer	10.154	29. CLIP, Headlamp, Washer & Vapor Cannister Vacuum Hose	10.155
12. SCREW (1/4"-14 x 5/8")	8.977	30. RIVET (For Replacement use Sheet Metal Screws)	N.S.
13. MOTOR ASM, W/S Wiper	10.150	31. STRAP, Wiring Harness	2.559
14. GASKET, W/S Motor	10.152	32. NUT (#10-24)	8.921
15. HOSE, W/S Washer Pump to Spray	N.S.	33. RIVET (For Replacement use Sheet Metal Screws)	N.S.
16. GROMMET, W/S Washer Nozzle Hose	9.775	34. REINFORCEMENT, Inner	10.160
17. REINFORCEMENT ASM, W/S Wiper Trans Outer	10.160	35. REINFORCEMENT ASM, Stop Bracket	10.130
18. TRANSMISSION ASM, W/S Wiper	10.159	36. BRACKET, W/S/W Stop	10.130
		37. SCREW (#10-24 x 5/8")	8.977

NOTE: Items #7, 9, 10, 24-26 and 30 as illustrated were used beginning in 1975.

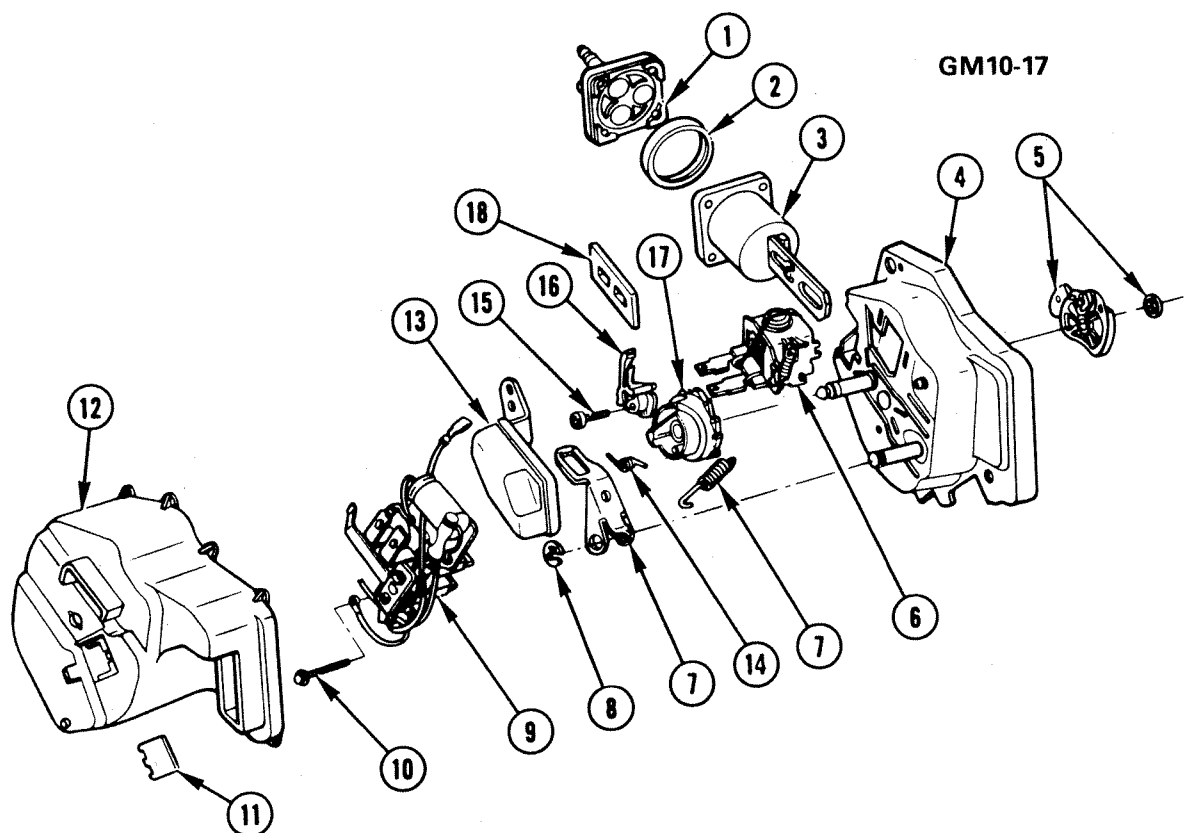


GM10-24

1968-82 WINDSHIELD WIPER MOTOR (DEPRESSED PARK)

1. BOLT, Tie	10.150	15. CAP, Motor Seal	10.151
2. CASE, W/Coil, Motor Field	10.150	16. RING, Retaining (8.934)	10.151
3. DISC, Thrust (Rubber)	10.150	17. WASHER, End Play	10.150
4. DISC, Thrust (Steel)	10.150	18. CAP, Crank Arm Protector	10.151
5. WASHER, Thrust (Felt)	10.150	19. WASHER, Motor	10.151
6. BALL, Thrust	10.150	20. SWITCH, Motor (Part of #22)	N.S.
7. ARMATURE, Motor	10.150	21. SCREW, Switch to Hsg	10.150
8. HOLDER, Brush (Part of #10)	N.S.	22. SWITCH, W/Terminal Board, Motor (Incl #20)	10.150
9. SPRING, Brush	10.150	23. WASHER, Motor	10.151
10. BRUSH, Motor (Incl #20)	10.150	24. GEAR, W/Shaft, Motor	10.151
11. HOUSING, Motor	N.S.	25. PAWL, Lock	10.151
12. GROMMET, Motor Mtg Spacer	10.152	26. SHAFT, W/Ring Kit, Drive	10.151
13. SCREW, End Play Adj	10.150	27. PAWL, Drive	10.151
14. NUT, Adj Screw Jamb (1/4"-28)	8.915	28. SPRING, Pawl	10.151

Note: Not all original equipment and/or service replacement W/S wiper motors have identical serviceable parts. Refer to catalog group listings for specific service part application.

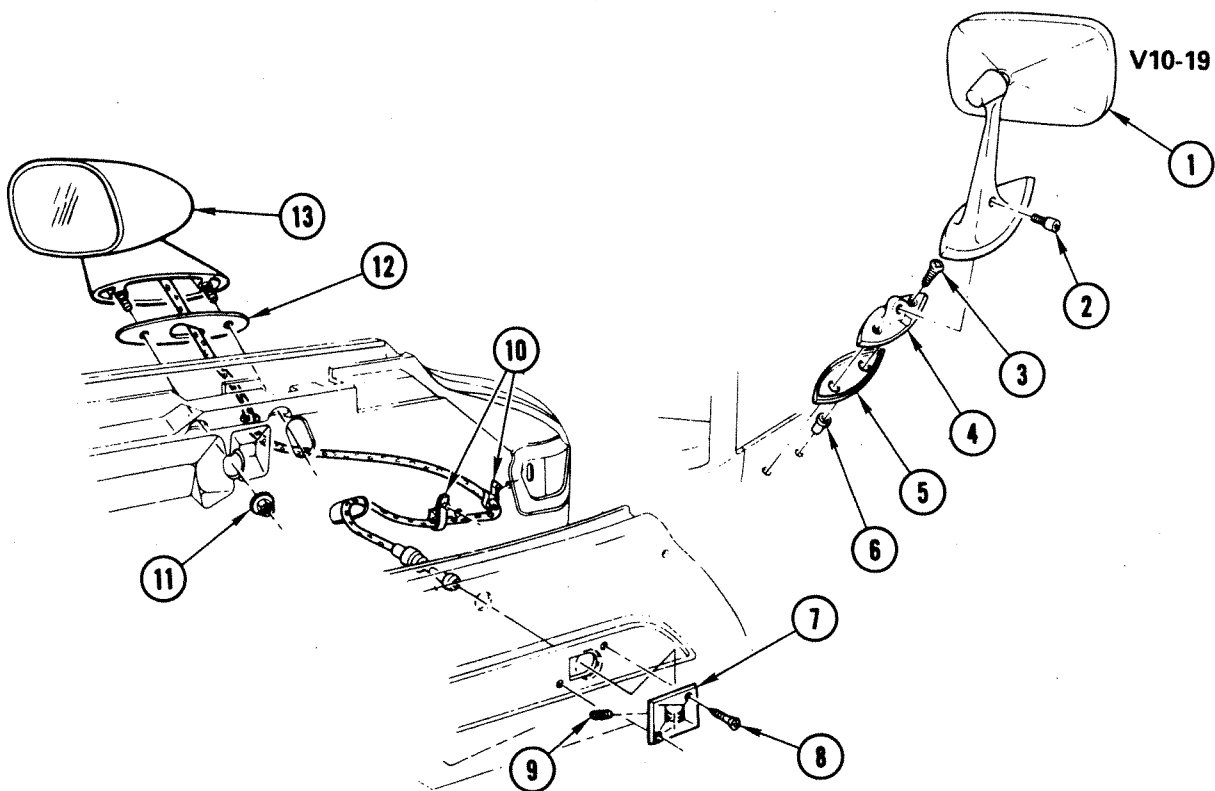


GM10-17

1976-82 PULSE WINDSHIELD WASHER PUMP

1. VALVE KIT, W/S Washer Pump	10.153
2. GASKET, Pump Piston	10.153
3. PISTON, W/S Washer Pump	10.153
4. FRAME, Washer Pump	N.S.
5. CAM, W/Ring Kit, Pump Rotor	10.153
6. TERMINAL BOARD, Washer Pump	10.150
7. PAWL KIT, Washer Pump	10.153
8. RING, Pump Pawl Retaining (10.153)	8.939
9. SWITCH, Washer Pump (Part of Item #13)(*1)	10.153
10. SCREW, W/Washer, Switch to Frame (#6-32 x 1 7/8")	10.153
11. SHIELD, Washer Pump Dust	10.153
12. COVER, W/S Washer Pump	10.153
13. RELAY, Washer Pump(*1)	10.153
14. SPRING, Pump Ratchet	10.153
15. SCREW, Pump Dog Spring	10.153
16. SPRING, Pump Dog Washer Pump	10.153
17. RATCHET, W/S Washer Pump	10.153
18. SEAL, Pump Terminal	10.153

NOTE 1: 1976 thru 1979 switch is part of relan #13. 1980 on switch and relay are serviced seperately.

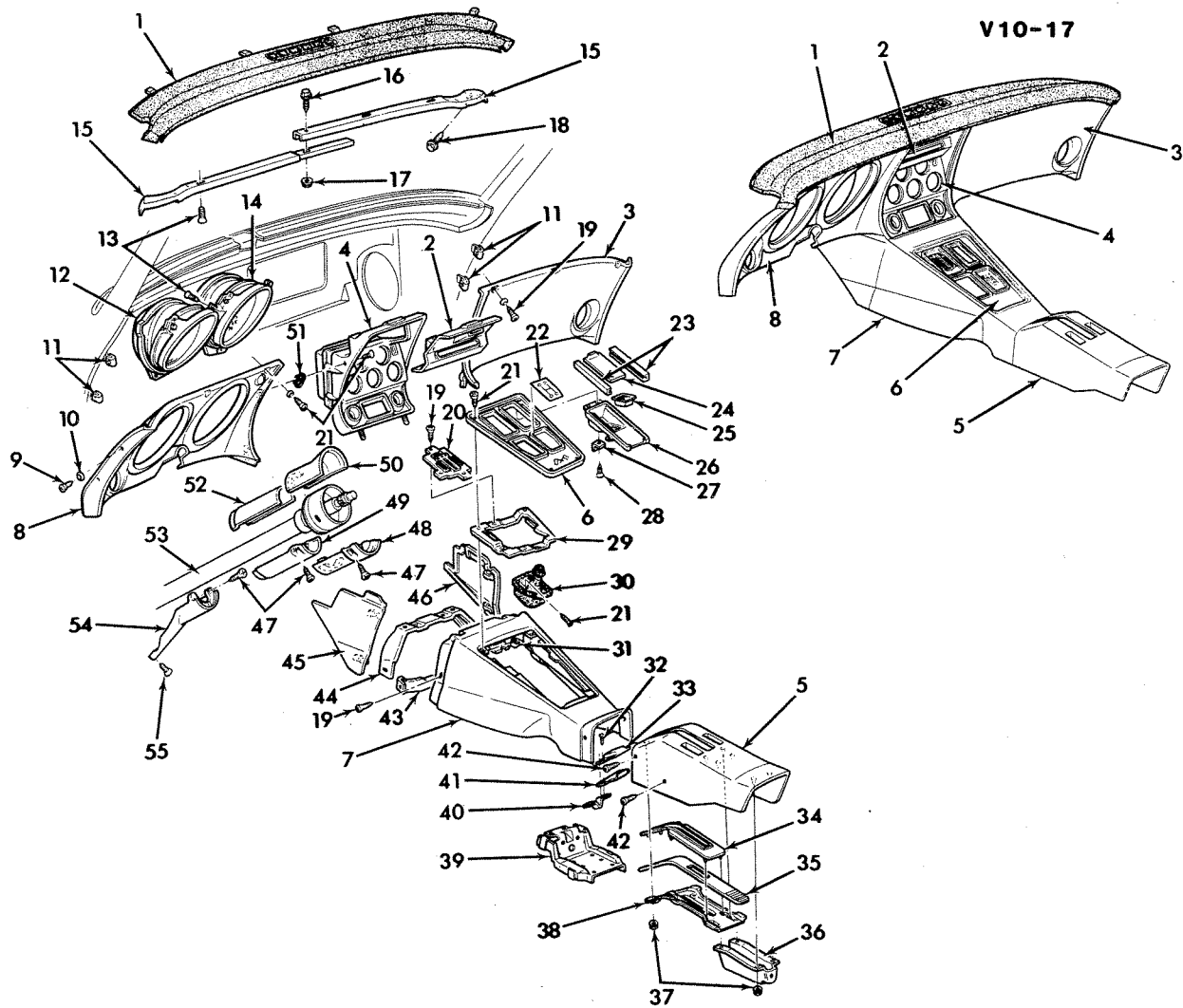


V10-19

1968-82 "Y" OUTSIDE REAR VIEW MIRRORS

1. MIRROR, Outside-LH (Chrome)	10.185
2. SCREW (#10-24 x 3/4")	10.186
3. SCREW (#10-32 x 5/8")	8.977
4. BRACKET, Outside Mounting	10.186
5. GASKET, Outside Rr View Mirror	10.186
6. NUT ASM, Spl Seal (#10-32)	12.815
7. ESCUTCHEON, Remote Control Mirror	10.186
8. SCREW (#8-18 x 1/2")	8.977
9. SCREW (#8-32 x 3/8")	8.975
10. CLIP, Mirror Escutcheon	10.219
11. NUT, Wdo Lift Channel/Wdo Guide Roller	10.792
12. GASKET, Outside Mounting	10.186
13. MIRROR, Outside-LH (White)	10.185

NOTE: Items #7-13 were used beginning in 1977.

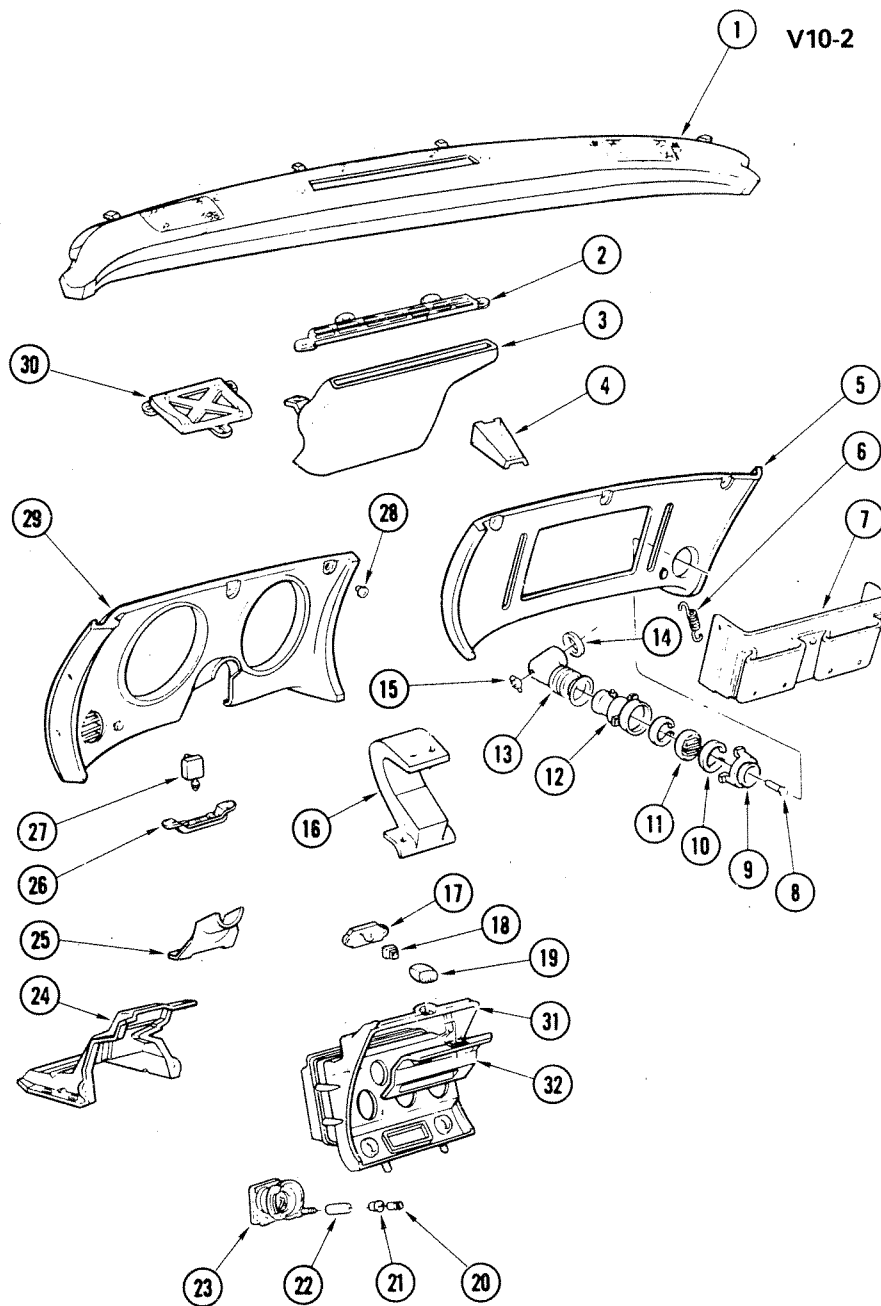


V10-17

1968-75 "Y" INSTRUMENT PANEL & CONSOLE

1968-75 "Y" INSTRUMENT PANEL & CONSOLE

1.	PAD ASM	14.655
2.	PLATE (Exc A.C.)	9.743
	BEZEL (W/A.C.)	9.743
3.	PAD ASM	14.655
4.	CLUSTER ASM, See Illustration 9 Group	N.S.
5.	CONSOLE ASM	12.981
6.	PLATE ASM	4.017
7.	CONSOLE ASM	12.981
8.	PAD ASM	14.655
9.	SCREW	8.977
10.	EYELET	14.655
11.	"J" NUT	8.921
12.	HEAD	9.761
13.	SCREW (#8-18 x 5/8")	8.977
14.	TACHOMETER ASM	9.750
15.	REINFORCEMENT	12.840
16.	BOLT (1/4"-10 x 5/8")	8.900
	LOCKWASHER (1/4")	8.931
17.	NUT (1/4"-20)	8.917
	WASHER (1/4")	8.932
18.	BOLT (5/16"-18 x 7/8")	8.900
	LOCKWASHER, (5/16")	8.931
19.	SCREW ASM	8.977
20.	Part of Heater Cont Asm	N.S.
21.	SCREW (#8-18 x 1/2")	8.977
22.	PLATE ASM	4.020
23.	GUIDE ASM	12.016
24.	COVER	12.009
25.	RECEIVER	12.045
26.	RETAINER	12.009
27.	TERMINAL	2.530
28.	SCREW (#8-32 x 3/4")	8.977
29.	HOUSING	8.854
30.	BOOT	4.015
31.	"U" NUT (#8-18)	8.921
32.	RIVET	8.967
33.	BEZEL	12.981
34.	RING	12.981
35.	SEAL	4.612
36.	REINFORCEMENT	12.981
37.	NUT (#10-24)	8.921
38.	RETAINER	5.158
39.	REINFORCEMENT	12.981
40.	Part of Console Asm	N.S.
41.	Part of Console Asm	N.S.
42.	SCREW (#8-18 x 3/4")	8.977
43.	SUPPORT	12.981
44.	REINFORCEMENT	10.240
45.	PANEL ASM-LH	10.230
46.	PANEL ASM-RH	10.230
47.	SCREW (#6-20 x 1/2")	8.977
48.	SEAL	6.519
49.	EXTENSION	6.518
50.	COVER	6.518
51.	RETAINER	N.S.
52.	EXTENSION	6.518
53.	COLUMN ASM	6.518
54.	COVER ASM	6.518
55.	SCREW	8.977



V10-2

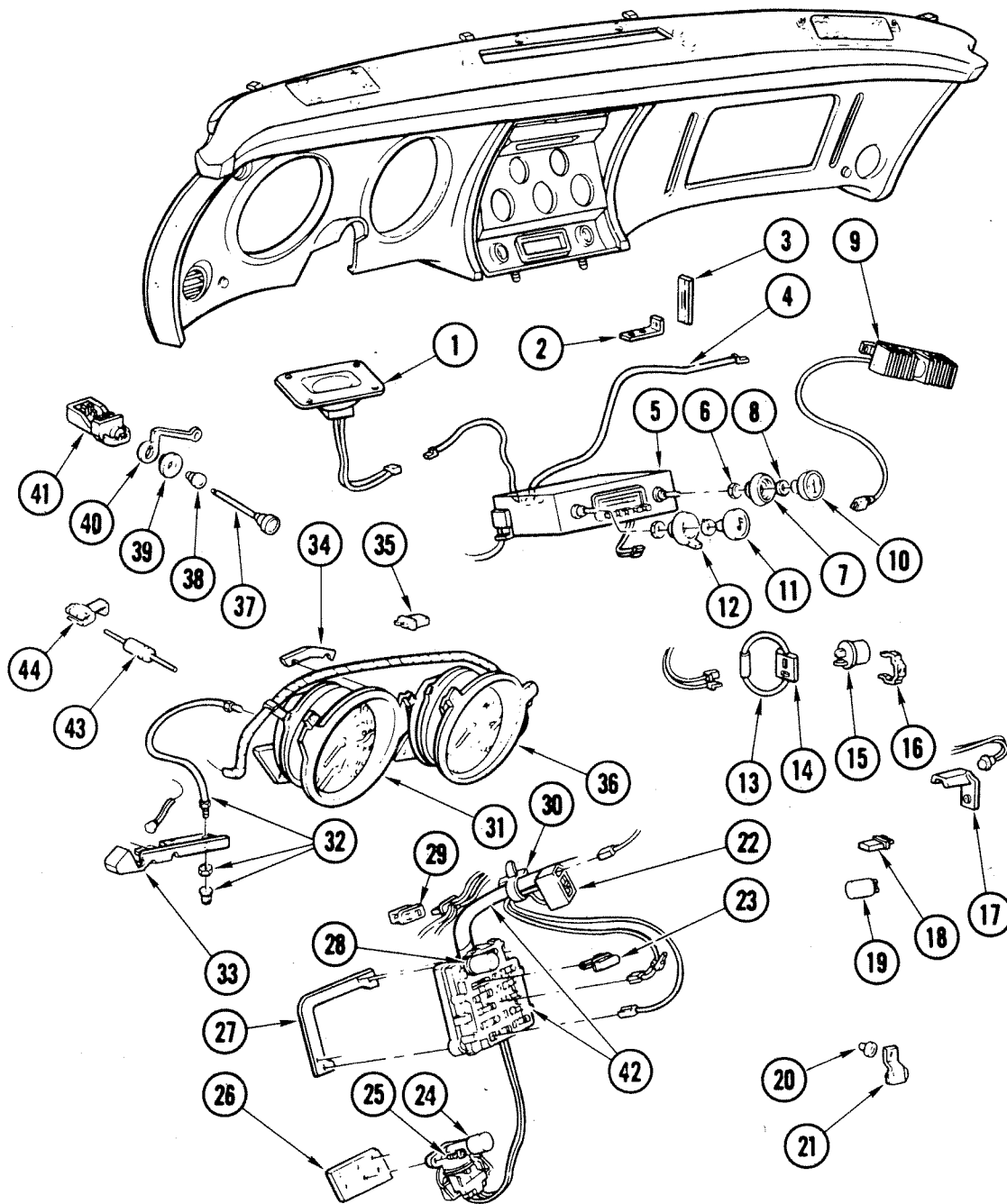
1976-77 "Y" INSTRUMENT PANEL PART I

V10-2

1976-77 "Y" INSTRUMENT PANEL PART I

1. PAD, Inst Panel Up	14.655
2. GRILLE, Defr Outlet	9.779
3. DUCT, Htr Defr Air Outlet	9.779
4. REINFORCEMENT, Dash Panel Up Pan	10.230
5. PAD, Inst Panel Lwr	14.655
6. SPRING, Pad Map Pocket	14.655
7. POCKET ASM, Pad Map	14.655
8. KNOB, Air Side Outlet Adapter	10.559
9. RETAINER, Air Side Outlet Deflector	9.782
10. SEAL, Air Side Outlet Defl	9.262
11. DEFLECTOR, Air Side Outlet	9.262
12. ADAPTER, Air Side Outlet Deflector	9.786
13. DUCT, Air Side Outlet Adapter	9.786
14. SEAL, Air Side Outlet Duct (5/8" Thk)	9.786
15. NUT (#10-24)	8.920
16. DUCT, Htr Center Outlet	9.779
17. SWITCH, Wiper Control	10.163
18. BUSHING, Switch	10.163
19. KNOB, W/S Wiper Control	10.164
20. NUT, Reset Stem Knob	9.772
21. KNOB, Reset Stem	9.772
22. SLEEVE, Clock Stem	9.772
23. CLOCK ASM, Instrument Panel	9.772
24. BRACKET, Strg Col Supt	6.760
25. COVER ASM, Inst Panel Lwr Strg Col	6.760
26. BRACKET, Acc Door Manual Switch Mtg	2.755
27. VALVE ASM, Actuator Hdip Control	2.760
28. EYELET, Lwr Pad	10.230
29. PAD, Instr Panel Lwr	14.655
30. HOUSING, Radio Speaker	9.665
31. HOUSING, Instrument Case (1976 Shown)	9.746
CLUSTER ASM, (See Center Instr Cluster 9.000 Gr)	N.S.
32. PLATE, Instr Cluster Trim	9.743

V10-3

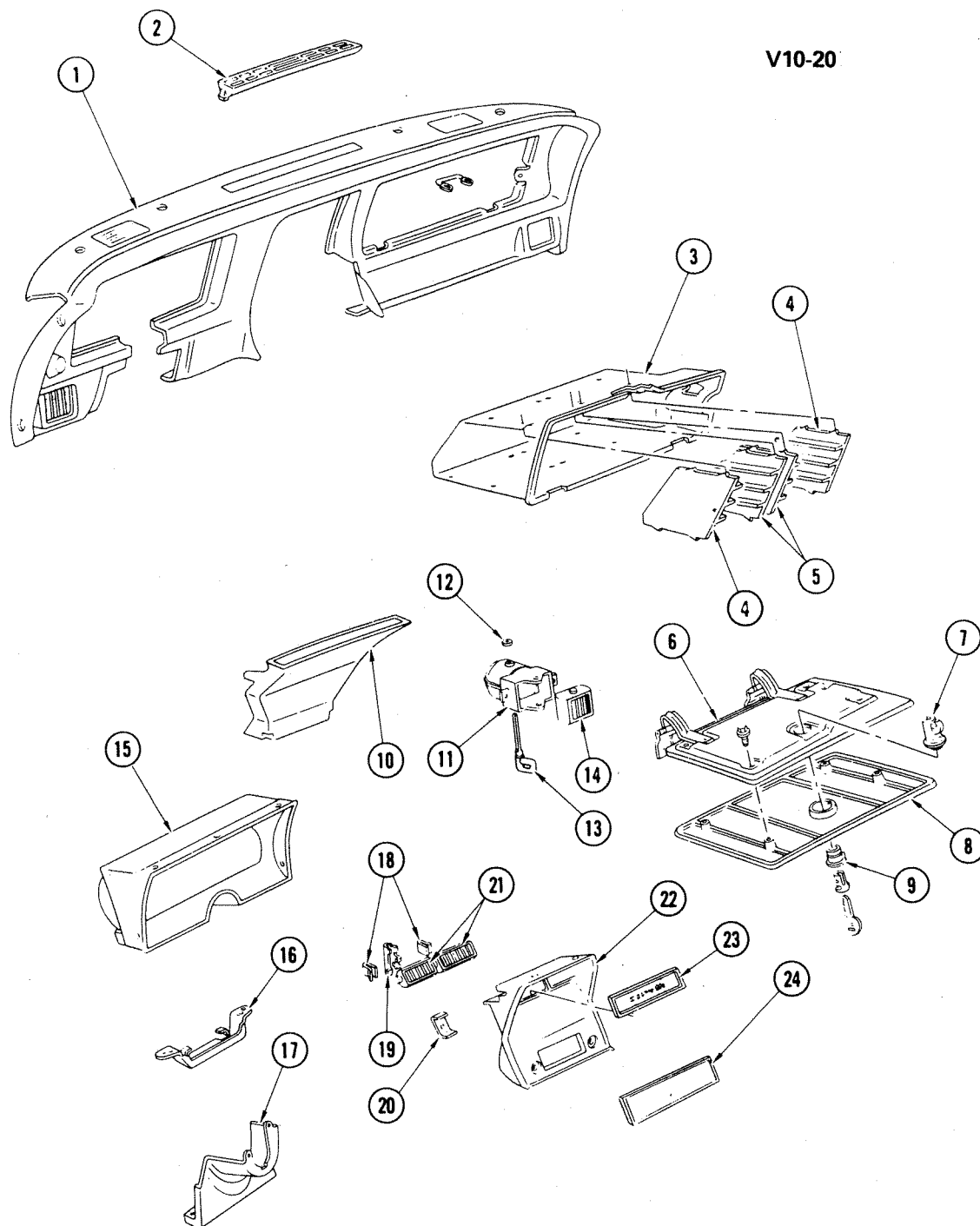


V10-3

1976-77 "Y" INSTRUMENT PANEL PART II

1976-77 "Y" INSTRUMENT PANEL PART II

1. SPEAKER, Radio Primary	9.650
2. BRACKET, Receiver Mtg Lwr	9.667
3. BRACKET, Receiver Mtg Upr	9.667
4. WIRE ASM, Radio Frt Speaker (Make as Required)	N.S.
5. RECEIVER ASM, Radio Primary	9.650
6. NUT, Receiver Mtg	9.667
7. SPACER, Selector Control Knob	9.649
8. WASHER, Control Knob Spacer	9.649
9. CONVECTOR ASM, Radio	N.S.
10. KNOB ASM, Outer Tuning Radio Control	9.649
11. KNOB, Outer Volume Radio Control	9.649
12. KNOB, Inner Tone Radio Control	9.649
13. CAPACITOR ASM, Radio	9.654
14. INSULATOR, Direction Signal Capacitor	9.663
15. FLASHER, Direction Signal Lamp	2.892
16. CLIP, Direction Signal Lamp & Anti-Theft Flasher	2.892
17. SUPPORT, Courtesy Lamp	10.275
18. BUZZER, Seat Belt Warning	2.195
19. TIMER, Seat Belt Warning	9.765
20. NUT (1/4"-20)	12.815
21. SUPPORT, Inst Panel Ctsy Lamp	10.275
22. BUZZER, Hdlp Warning	2.461
23. BREAKER, Inst Pnl Wiring Harness Circuit	8.977
24. SWITCH, Headlamp Dimmer	2.459
25. SCREW (#8-18 x 1")	8.977
26. PLATE, Dimmer Switch Mtg	2.459
27. PLATE, Fuse Panel	2.480
28. FLASHER, Hazard Lamp, Anti-Theft Horn	2.575
29. RELAY, Matched Horn	2.815
30. CLIP, Chassis Wiring Harness Adj	2.559
31. HEAD, Inst Pnl	9.761
32. SHAFT ASM, Trip Odometer Reset Flex	9.761
33. BRACKET, Odometer Reset Shaft & Ctsy Lamp	9.761
34. BRACE, Speed & Tach	9.761
35. BUZZER, Ign Key Lock	2.195
36. TACHOMETER, Inst Pnl	9.750
37. ROD, Light Switch W/Knob	2.486
38. NUT, Rod	2.487
39. BEZEL, Lights	2.487
40. STRAP, Light Switch Ground	2.485
41. SWITCH, Lighting	2.485
42. HARNESS ASM, Inst Panel Wiring	2.480
43. CONNECTOR, Stop Lamp Switch Capacitor	2.530
44. CONDENSER, Stop Lamp Switch	9.663



V10-20

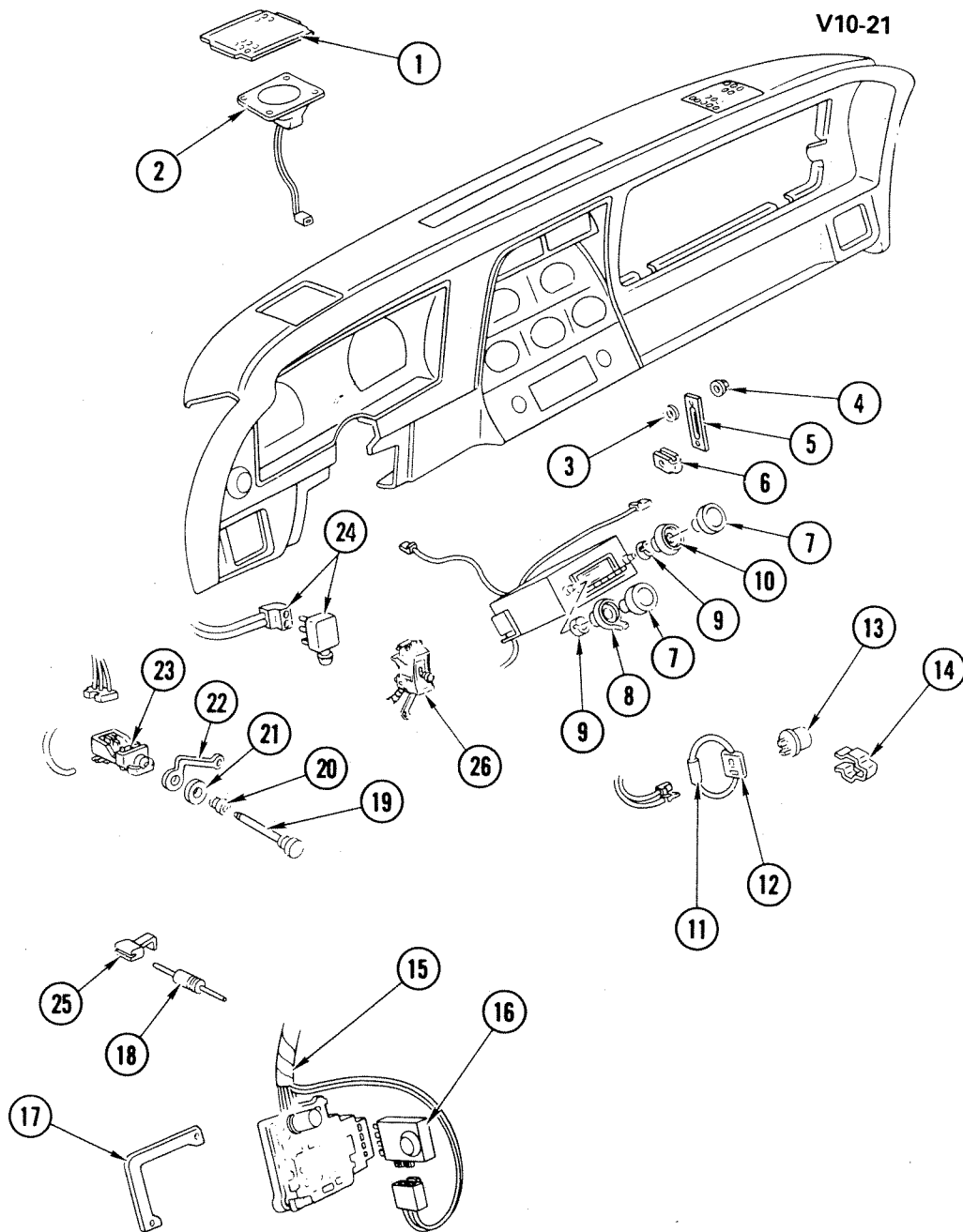
V10-20

1978-82 "Y" INSTRUMENT PANEL PART I

V10-20

1978-82 "Y" INSTRUMENT PANEL PART I

1. PAD, Complete	10.230
2. GRILLE, Defr Outlet	9.779
3. COMPARTMENT, I/P	10.260
4. SHELF, I/P Tape Storage Outer	14.655
5. SHELF, I/P Tape Storage Inner	14.655
6. DOOR, I/P Compt Inner	10.261
7. CASE, I/P Compt Dr Lk	10.266
8. DOOR, I/P Compt Outer	10.261
9. ESCUTCHEON, Compt Dr Lk Case	10.267
10. DUCT, Car Htr Defr Air Outlet	9.779
11. ADAPTER, Air Side Outlet	9.786
12. NUT, Outlet Air Control	9.787
13. ROD ASM, Side Outlet Adapt Vlv	9.787
14. DEFLECTOR, Air Side Outlet	9.262
15. CASE, Instrument Cluster	9.743
16. BRACKET, Manual Door Mtg Switch	2.755
17. COVER, Strg Col I/P Lower	6.760
18. CLIP, Ctr Outlet Ret End	9.262
19. CLIP, Ctr Outlet Ret Ctr	9.264
20. RETAINER, Rdo Hole Cover	9.667
21. DEFLECTOR, Ctr Air Outlet	9.262
22. HOUSING, Radio	9.665
23. COVER, A/C Ctr Outlet	9.262
24. COVER, Radio Control Hole	10.256



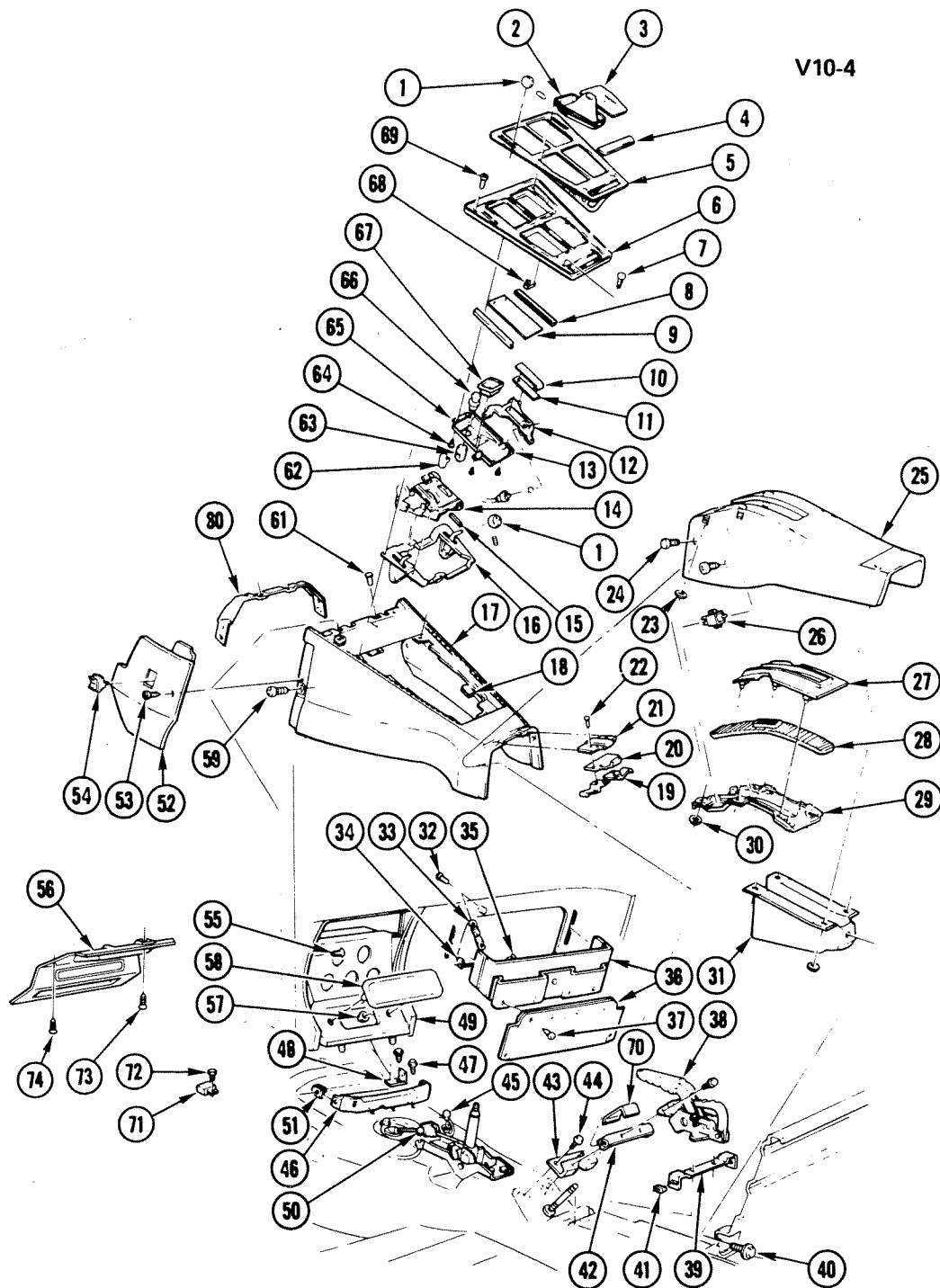
V10-21

1978-82 "Y" INSTRUMENT PANEL PART II

V10-21

1978-82 "Y" INSTRUMENT PANEL PART II

1. GRILLE, Speaker	9.655
2. SPEAKER, Radio Front	9.650
3. WASHER (1/4" Flat)	8.929
4. NUT (M5 x 0.8)	8.915
5. BRACKET, Receiver	9.667
6. NUT, "U" Shape (1/4"-14)	8.921
7. KNOB, Tune & Volume	9.649
8. SPACER, Tone Cont Knob	9.649
9. NUT, Radio	9.667
10. SPACER, Selector Cont Knob	9.649
11. CAPACITOR, Radio	9.654
12. INSULATOR, Direction Signal Capacitor	9.663
13. FLASHER, Direction Signal Lamp	2.892
14. CLIP, Direction Signal Lamp & Anti-Theft Flasher	2.892
15. HARNESS, Inst Pnl Wiring	2.480
16. BUZZER, Audio Alarm & Lgt Minder	2.195
17. PLATE, Fuse Panel Tap	2.483
18. CONDENSER, Stop Lamp Switch	9.663
19. ROD, Light Switch W/Knob	2.486
20. NUT, Rod	2.487
21. BEZEL, Lights	2.487
22. STRAP, Light Switch Ground	2.485
23. SWITCH, Lighting	2.485
24. VALVE, Headlamp Actuator	2.760
25. CONNECTOR, Stop Lamp Switch Capacitor	2.530
26. SWITCH ASM	10.163

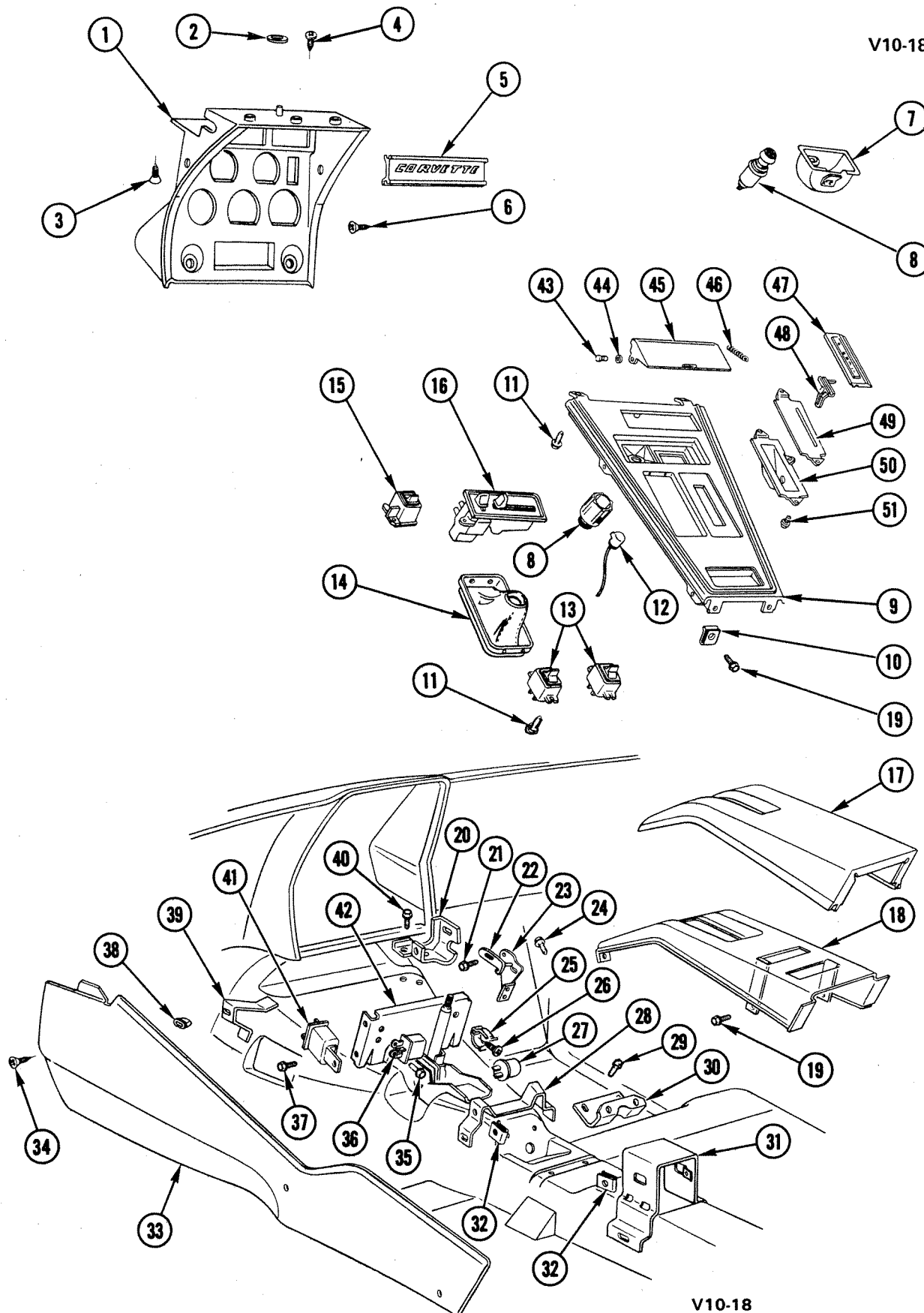


1976 "Y" CONSOLE

1976 "Y" CONSOLE

1. KNOB ASM, Air Vent Control	9.787	37. SCREW (#8-18 x 9/16")	8.977
2. BOOT ASM, Lever Hand, Floor	4.015	38. LEVER, Park Brake	4.591
3. PLATE, Trans Selector	4.020	39. BRACKET, U/B Tunnel Rr Console	
4. DECAL, Trim Plate	4.017	Supt	12.981
5. INSERT, U/B Tunnel Frt Console Trim		40. BOLT, U/B Tunnel Rr Console Rr Reinf	
Plate	4.017	(1/4"-20 x 13/16")	N.S.
6. PLATE, U/B Tunnel Frt Console Trim ..	4.017	41. NUT, Inst Pnl Cvr Asm	N.S.
7. SCREW, U/B Tunnel Frt Console Trim		42. BRACKET, U/B Tunnel Frt Console	
Plate	8.977	Supt	10.240
8. GUIDE, Ash Tray Cover	12.016	43. BRACKET, Frt Console Supt to U/B ..	10.240
9. COVER, Ash Tray	12.009	44. SCREW (5/16"-18 x 5/8")	8.977
10. DIAL, Trans Control Indicate	4.020	45. BULB, Driver Control Cruise	8.991
11. PLATE, Trans Control Dial	4.020	46. SUPPORT, U/B Tunnel Frt Console ...	10.240
12. RETAINER, Trans Control Dial	4.020	47. SCREW (#10-16 x 3/8")	8.977
13. RETAINER, Ash Tray Cover	12.009	48. BRACKET, Radio Receiver Lwr	9.663
14. CONTROL ASM, Heater	8.849	49. CLUSTER ASM, Instrument Panel	9.735
15. GUIDE, Air Vent Cont Lever	9.789	50. BULB, Electric Clock	8.991
16. HOUSING ASM, Heater Control	8.852	51. NUT, U/B Tunnel Rr Console (#8-18) ..	N.S.
17. CONSOLE ASM, U/B Tunnel Frt	12.981	52. PANEL, Side Trim	10.230
18. NUT, Console (#8-18)	8.921	53. SCREW (#8)	8.977
19. CLIP, U/B Tunnel Rr Console Ins Spr ..	12.981	54. SWITCH, Rr Window Defog Blower ...	9.778
20. BEZEL, U/B Tunnel Rr Console Ins ..	12.981	55. SCREW, Instr Cluster Trim Plate (#8-	
21. INSERT, U/B Tunnel Rr Console	12.981	32 x 5/8")	N.S.
22. RIVET, U/B Tunnel Rr Console (3/32"		56. PLATE, Instr Cluster Trim	9.743
x 5/16")	8.967	57. NUT, Radio Hole Cover (#10-24)	N.S.
23. WASHER, Console Asm (1/4")	8.929	58. COVER, Radio Hole	10.256
24. SCREW (#8)	8.977	59. BOLT (#8-18)	N.S.
25. CONSOLE ASM, U/B Tunnel Rr	12.981	60. REINFORCEMENT, U/B Tunnel Frt	
26. SWITCH, Side Door Window Control ..	10.777	Console	10.240
27. RING, U/B Tunnel Rr Console Brake		61. RIVET (1/8"-1/4")	N.S.
Lever Trim	12.981	62. REFLECTOR, Lighter	9.709
28. SEAL, U/B Tunnel Rr Console Brake		63. RETAINER, Lighter Asm	9.709
Lever	4.612	64. SCREW (#8-32 x 3/8")	8.977
29. RETAINER, U/B Tunnel Rr Console		65. RETAINER, Ash Tray Cover	12.009
Brake Lever Seal	5.158	66. KNOB, W/Element, Cig Lighter	9.709
30. NUT (#10-24)	8.921	67. TRAY, In Tunnel	12.045
31. REINFORCEMENT, U/B Tunnel Rr		68. SEAL, Ash Tray Cover	N.S.
Console Frt	12.981	69. SCREW (#8-18 x 1")	8.977
32. SCREW (#8-18)	8.977	70. GUIDE, Parking Brake Cable	4.785
33. SPRING, Pad Map Pocket	14.655	71. RELAY ASM, Elec	13.095
34. NUT (1/8")	8.921	72. SCREW (#8-18 x 1/2")	8.977
35. RIVET, Pkt Asm (1/8"-3/8")	N.S.	73. SCREW (#8-18 x 1")	8.977
36. POCKET ASM, Pad Map	14.655	74. SCREW (#8-32 x 5/8")	8.977

V10-18



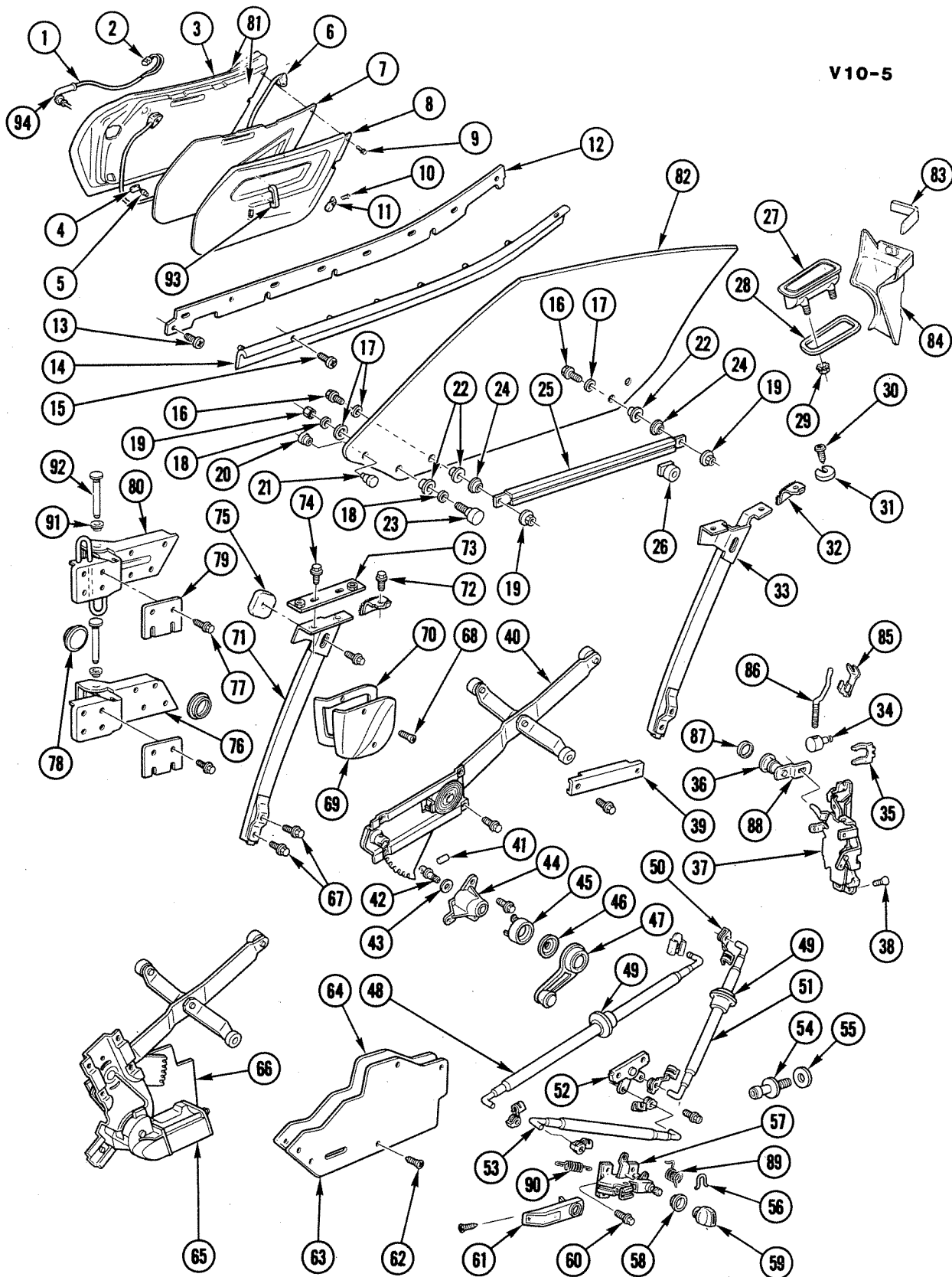
V10-18

1977-82 "Y" CONSOLE

1977-82 "Y" CONSOLE

1. CLUSTER, Console(*1)	9.735
2. NUT, Body Rr Vent Plenum Door Rod (5/32")	9.787
3. SCREW (#8-18 x 1")	8.977
4. SCREW (#10-16 x 1/2")	8.977
5. COVER, A/C Ctr Outlet	9.262
6. SCREW (M4.2-14 x 50)	8.977
7. RECEIVER ASM, Ash	12.045
8. ELEMENT, Cigarette	9.709
9. PLATE, U/B Tunnel Console	4.017
10. "U" NUT (#10-16)	8.921
11. SCREW (#8-18 x 5/8")	8.977
12. REFLECTOR, Lighter Light	9.709
13. SWITCH, Elec Window Lift Parts	10.777
14. BOOT, Lever Hand	4.015
15. SWITCH ASM, Elec Rr Window Defogger	9.778
16. CONTROL ASM, Htr	8.849
17. COVER, Parking Brake	4.612
18. RETAINER, Parking Brake Cover	4.612
19. SCREW (#10-16 x 5/8")	8.977
20. REINFORCEMENT, U/B Tun-RH	12.981
21. SCREW (#8-18 x 3/8")	8.977
22. LINK ASM, Trans Shift	4.020
23. BRACKET, Trans Shift Ind Dr Link	4.023
24. SCREW (#10-24 x 1/2")	8.977
25. CLIP, Dir Sig Lamp & Anti-Theft Flasher	2.892
26. SCREW (#8-18 x 5/8")	8.977
27. FLASHER ASM, Hazard Lamp Anti-Theft Horn	2.575
28. REINFORCEMENT, U/B Tun	10.240
29. SCREW, Console Brkt	8.977
30. BRACKET, Frt Cnsl Supt to U/B	10.240
31. REINFORCEMENT, U/B Tun Cnsl Rr	12.981
32. "U" NUT (#10-12)	8.921
33. CONSOLE ASM, U/B Tun Side	12.981
34. SCREW ASM, (#8-18 x 1/2")	9.262
35. SCREW (1/4"-14 x 3/4")	8.977
36. RELAY, Matched Horn	2.815
37. SCREW (#8-18 x 1/2")	8.977
38. NUT, Special	10.230
39. REINFORCEMENT, U/B Tun-LH	12.981
40. SCREW (#10-16 x 3/8")	8.977
41. RELAY ASM, Elec	13.095
42. REINFORCEMENT, U/B Tun Cnsl Trim Plate	12.981
43. BUSHING ASM, Ash Tray Cover	12.009
44. Part of No 43	N.S.
45. COVER, Ash Tray	12.009
46. SPRING, Ash Tray Cover	4.020
47. LENS, Trans Control Indicator (W/A.T. Only)	4.020
48. INDICATOR, Trans Control Shift (W/A.T. Only)	4.020
49. PLATE, Trans Control Selector	4.020
50. COVER, Trans Control Indicator Light (W/A.T. Only)	4.020

NOTE 1: For information on serviceable components, refer to Cluster illustration in Group 9.000.



V10-5

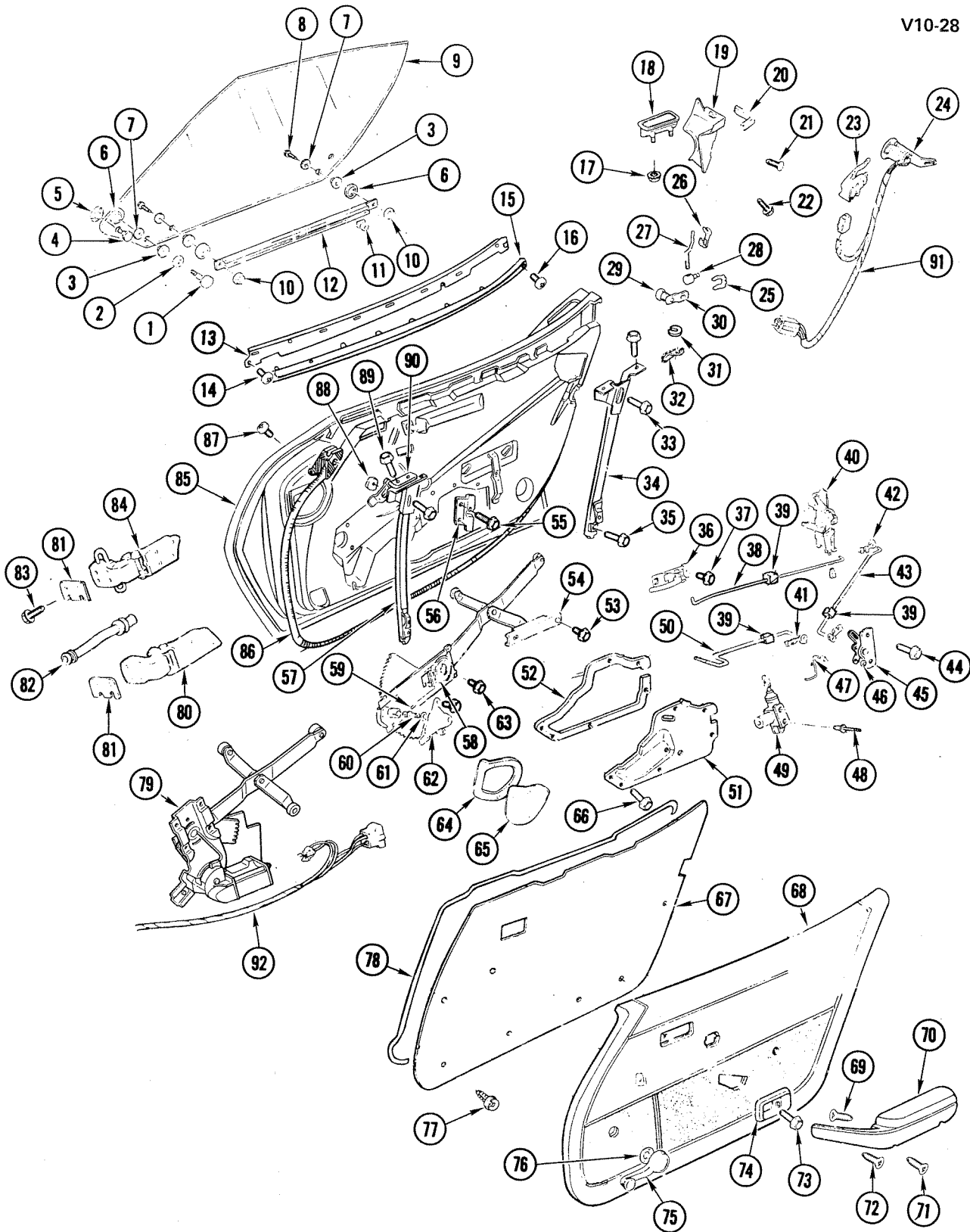
V10-5

1968-77 "Y" DOOR HARDWARE

1968-77 "Y" DOOR HARDWARE

1. HARNESS ASM, Window Wiring	13.090	47. HANDLE ASM, Side Door	10.797
2. CONNECTOR, Window-Wiring Harness	2.530	48. ROD, Door Lock Control	10.563
3. PANEL ASM, Side Door	10.351	49. GROMMET, Lock Rod, Remote Control Rod	10.506
4. FASTENER, Side Door Inner Panel	10.056	50. CLIP, Remote Lock Rod	N.S.
5. RIVET (1/8" x 5/16")	8.967	51. ROD, Door Lock Remote Control Upper Remote	10.563
6. WEATHERSTRIP, Side Door Opening	10.694	52. CONTROL ASM, Door Inside Locking Remote	10.559
7. LINER, Waterproof Liner	10.355	53. ROD, Door Lock Remote Control, Lower	10.563
8. PANEL ASM, Side Door Trim	14.685	54. STRIKER, Door Lock	10.569
9. SCREW, Side Door Trim Panel (#8-18)	8.977	55. WASHER, Door Lock Striker (15/32" ID x 1 1/2" OD)	N.S.
10. SCREW, Door Trim Panel Clip (#10-16 x 1/2")	N.S.	56. RETAINER, Door Lock, Inside	10.512
11. CLIP, Side Door Trim Panel, Lower	14.683	57. CONTROL, Door Lock Remote Side	10.500
12. MOLDING, Glass Trim	10.707	58. PLATE, Bearing Inside Handle Escut	10.515
13. SCREW, Pan Hd Cross Recess Mach	8.913	59. KNOB, Door Inside Locking Rod	10.559
14. SEAL, Door Window Glass Outer (36")	10.710	60. BOLT (1/4"-20)	8.900
15. SCREW, Glass Outer Seal (#8-18 x 3/8")	N.S.	61. HANDLE, Inside Door	10.512
16. BOLT, Window Lift Channel	10.792	62. SCREW (#10-16 x 3/8")	8.977
17. WASHER, Window Lift Channel or Guide Roller	10.792	63. COVER, Frt Panel Access Hole, Inner	10.355
18. WASHER, Glass Roller (9/32")	8.143	64. GASKET, Access Hole Inner Panel	10.355
19. NUT, Window Lift Channel or Guide Roller	10.792	65. REGULATOR, Door Window	10.783
20. CAP, Side Door Window Glass Bushing	10.792	66. PAD, Access Hole Cover	10.587
21. BUSHING, Side Door Fastener	10.792	67. SCREW, Window Glass Guide Cam Stop (1/4"-20)	N.S.
22. BUSHING, Lift Channel or Guide Roller	11.007	68. SCREW, Door Upper Hinge Cover	10.463
23. ROLLER, Side Window Guide	10.728	69. COVER, Upper Hinge	10.450
24. NUT, Lift Channel	10.792	70. GASKET, Upper Door Hinge Cover	10.450
25. CHANNEL, Door Glass Lwr Sash Lift	10.685	71. CAM, Glass Guide Front	10.687
26. ROLLER, Side Window Rear Guide	10.728	72. CUSHION, Anti-Rattle Door Window	10.716
27. HANDLE ASM, Side Door	10.527	73. PLATE, Frt Guide Cam Mtg	10.792
28. SEAL, Side Door Outside Handle	10.529	74. BOLT (1/4"-20)	8.900
29. NUT, Door Outside Handle (1/4"-20)	9.782	75. STOP, Glass Cam	10.716
30. SCREW (#8-18 x 1/2")	8.977	76. HINGE, Frt Door Lower	10.450
31. SPACER, Side Door	N.S.	77. SCREW, Side Door Hinge (3/8"-16)	N.S.
32. CUSHION, Anti-Rattle	10.716	78. PLUG, Side Door Inner Panel	N.S.
33. CAM, Side Window Glass Rear Guide	10.687	79. SHIM, Door Hinge	10.450
34. PIN, Side Door Outside Rod Adj	10.565	80. HINGE, Frt Door Upper	10.450
35. RETAINER, Lock Cylinder, Anti-Theft Switch	10.551	81. PANEL	10.351
36. CYLINDER, Unit	10.550	82. GLASS, Front Door Window	10.681
37. LOCK, Front Door	10.470	83. SEAL, Door Lock Shield	10.470
38. SCREW, Door Lock (1/4"-20)	N.S.	84. SHIELD, Front Door	10.470
39. CHANNEL, Side Door Window Bal	10.792	85. CLIP, Door Inside Locking Rod	10.565
40. REGULATOR, Door Window	10.783	86. ROD, Door Inside Locking	10.563
41. PIN, Regulator (Remote Shaft)(3/16" x 7/8")	10.783	87. GASKET, Door Lock Cyl	12.195
42. SHAFT, Regulator (Remote)	10.783	88. PAWL, Door Lock Cyl	10.551
43. WASHER, Regulator	10.783	89. SPRING, Door Inner Handle Retainer	10.529
44. HOUSING, Regulator (Remote) Shaft	10.783	90. SPRING, Door Lock Remote Control Handle	10.529
45. ESCUTCHEON, Window Regulator Handle	10.805	91. BUSHING, Hinge Pin	10.464
46. PLATE, Inside Handle Brg	10.783	92. PIN, Front Door Hinge	10.466
		93. HANDLE, Front Door	14.691
		94. CONDUIT, Window Regulator Wiring Harness	10.778

V10-28

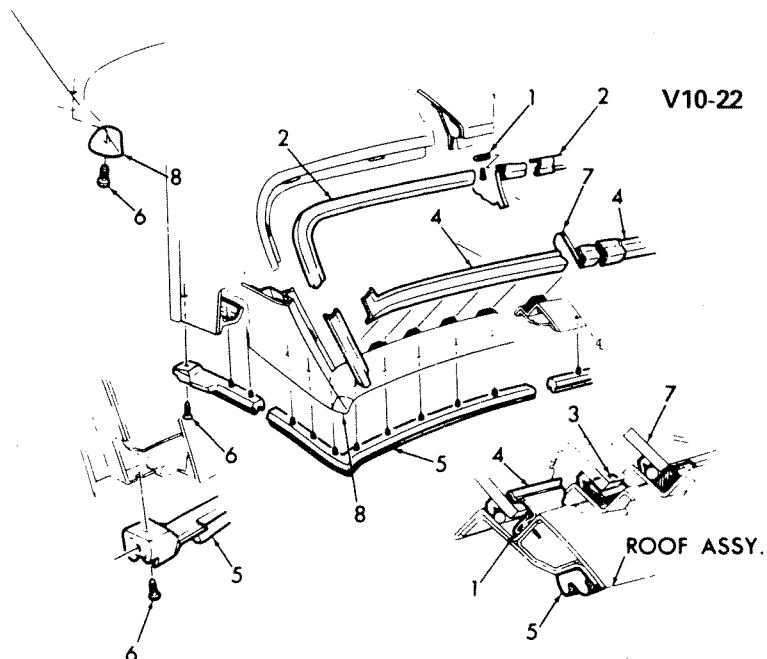


V10-28

1978-82 "Y" DOOR HARDWARE

1978-82 "Y" DOOR HARDWARE

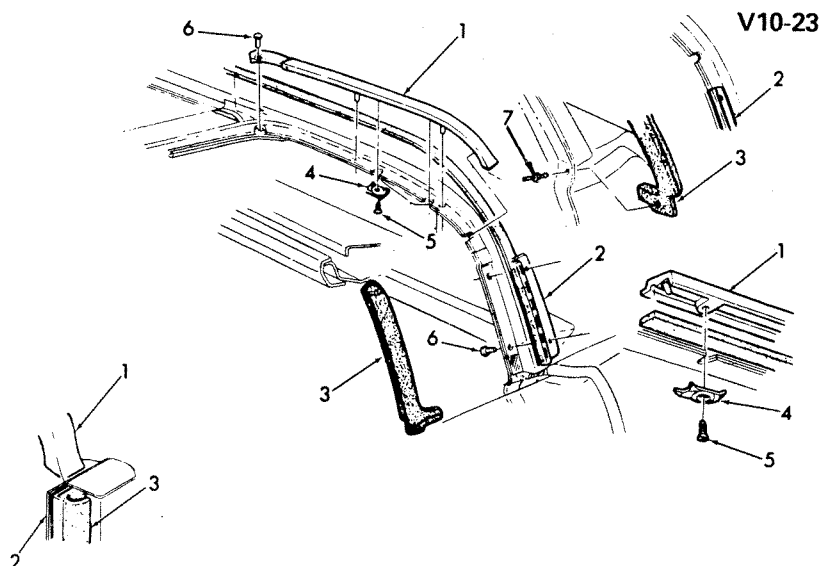
1. ROLLER ASM, Si Dr Wdo Gde	10.728	45. LEVER ASM, Si Dr Lk Rem	10.506
2. WASHER, F/D Wdo Gls Rlr	10.792	46. RETAINER, Push on Type "E"	8.934
3. BUSHING, Qtr Wdo Gde Roller	11.007	47. ROD ASM, Si Dr Actuator	10.563
4. FASTENER, Frt Wdo Gls Brg	10.685	48. RIVET	8.967
5. CAP, Frt Wdo Gls Brg Fstn	10.792	49. ACTUATOR ASM, Si Dr Lk-RH	10.485
6. NUT, Si Dr Wdo Lift Chan	10.792	50. ROD, Si Dr Lk Rem Cont Lwr	10.563
7. WASHER, Si Dr Wdo Gde Rlr	10.685	51. COVER, Inner Pnl Acc Hole	10.355
8. BOLT, Special	10.792	52. GASKET, Inner Pnl Acc Hole Cvr	10.355
9. GLASS, Si Dr Wdo	10.681	53. SCREW, Hex (1/4"-20 x 5/8")	8.977
10. NUT (1/4"-20)	8.915	54. CHANNEL ASM, Si Dr Wdo Bal	10.792
11. ROLLER, Si Wdo Rr Guide	10.728	55. SCREW, Hex (1/4"-20 x 5/8")	8.977
12. CHANNEL, Si Dr Wdo Lift	10.685	56. BRACKET, Arm Rest Center	14.690
13. MOULDING, Si Dr Wdo Gls Trim	10.707	57. CAM ASM, Si Wdo Glass Guide	10.687
14. SCREW (M4.2-1.41 x 8)	8.977	58. REGULATOR, Dr Wdo	10.783
15. SEAL ASM, Si Dr Wdo Gls Otr	10.710	59. PIN, Groove (3/16" x 7/8")	8.939
16. SCREW (#18-18 x 3/8")	8.977	60. SHAFT, Dr Wdo Rel Rem	10.783
17. NUT (1/4"-20)	9.782	61. WASHER (9/16" x 7/8)	10.783
18. HANDLE ASM, Si Dr O/S	10.527	62. HOUSING ASM, Dr Wdo Reg Rem Shf	10.783
19. SHIELD ASM, Si Dr Lock	10.470	63. SCREW (1/4"-20 x 5/8")	8.977
20. SEAL, Si Door Lock Shield	10.470	64. GASKET, Upr Hinge Cover	10.450
21. SCREW (#10-32 x .625)	8.913	65. COVER, Upr Hinge	10.450
22. SCREW (1/4"-20 x 3/4")	8.908	66. SCREW (#10-16 x 3/8")	8.977
23. CONTACT, W/Retainer, Anti-Theft Alarm	10.485	67. LINER, Si Dr Inner Pnl Waterproof	14.685
24. CYLINDER KIT, F/D Lk (Uncoded)	10.550	68. PANEL ASM, Side Door Trim	14.685
25. RETAINER, Lock Cylinder Anti-Theft Switch	10.551	69. KNOB, F/O Lock Rod	10.559
26. CLIP, Door Inside Locking Rod	10.565	70. ARMREST, Si Dr Pull	14.686
27. ROD, Side Actuator	10.563	71. SCREW	8.977
28. PIN, Side Door Outside Rod Adj	10.565	72. SCREW, (M6.3-1.81 x 30)	8.977
29. CYLINDER, Kit	10.550	73. SCREW, (M4.2-1.41 x 12)	8.977
30. PAWL, Door Lock Cylinder	10.551	74. ESCUTCHEON, Lock Hdl	10.515
31. SPACER, Center Seat Cushion Stop Bpr	10.695	75. HANDLE ASM	10.797
32. CUSHION, Si Dr Wdo Gls	10.716	76. PLATE, Wdo Reg Hdl	10.515
33. SCREW (1/4"-20 x 5/8")	8.977	77. RETAINER, Si Dr Tr Pnl	16.165
34. CAM ASM, Si Dr Wdo Gls Gde	10.687	78. WEATHERSTRIP ASM, Si Dr	10.694
35. SCREW (1/4"-20)	8.977	79. REGULATOR, Dr Wdo	10.783
36. HANDLE, Inside Door-LH	10.512	80. HINGE ASM, Side Door Lower	10.450
37. SCREW, (M6.3 x 1.81 x 16)	8.977	81. SHIM, Dr Hinge	10.450
38. ROD, Side door Lock Remote Control	10.563	82. CONDUIT, Wdo Reg Wrg Harn	10.778
39. INSULATOR, Remote Control Rod	10.506	83. SCREW (3/8"-16)	8.977
40. LOCK ASM, Si Dr	10.470	84. HINGE ASM, Si Dr Upr	10.450
41. ROD ASM, Si Dr Actuator	10.563	85. PANEL ASM, Si Dr	10.351
42. CLIP, Carb to Accel Cont Lvr	3.425	86. WEATHERSTRIP ASM, Si Dr	10.694
43. ROD, Side Door Lock Remote Control Upper	10.563	87. SCREW (M4.2-1.4 x 13)	8.977
44. SCREW (1/4"-20 x 5/8")	8.977	88. STOP, Wdo Glass Gde Can	10.716
		89. SCREW (1/4"-20 x 5/8")	8.977
		90. PLATE ASM, Si Dr Wdo Gde Mtg	10.792
		91. SWITCH, W/Wire, Anti Theft (LH Only)	2.195
		92. HARNESS ASM, Pwr Wdo & Dr Lock	10.485



V10-22

1968-75 "Y" CONVERTIBLE REAR MOLDING & WEATHERSTRIP

1. CLIP, Upper, Inner	10.096	5. WEATHERSTRIP ASM, Roof Panel	
2. MOLDING, Back Wdo Upper	11.208	Rear	13.346
3. SPACER, Windshield Reveal Mldg	10.096	6. SCREW	8.977
4. MOLDING, Back Wdo Lower	11.208	7. GLASS, Back Window	11.204
		8. CAP, Roof Panel	12.810

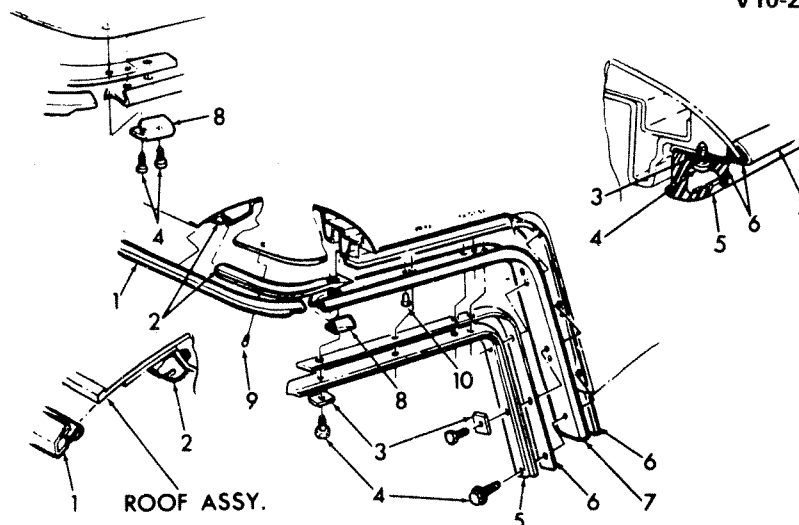


V10-23

1968-77 "Y" SIDE DOOR WEATHERSTRIP & ROOF MOLDINGS

1. MOLDING, Rear Roof	12.075	4. WASHER, Rear Roof Mldg (6)	12.810
2. MOLDING, Rear Roof Lower (2)	12.810	5. SCREW (3/8")	8.908
3. WEATHERSTRIP ASM, Side Door		6. RIVET (1/8" x 1/2")	8.967
Glass Rear	10.694	7. RIVET (3/16" x 17/32")	8.967

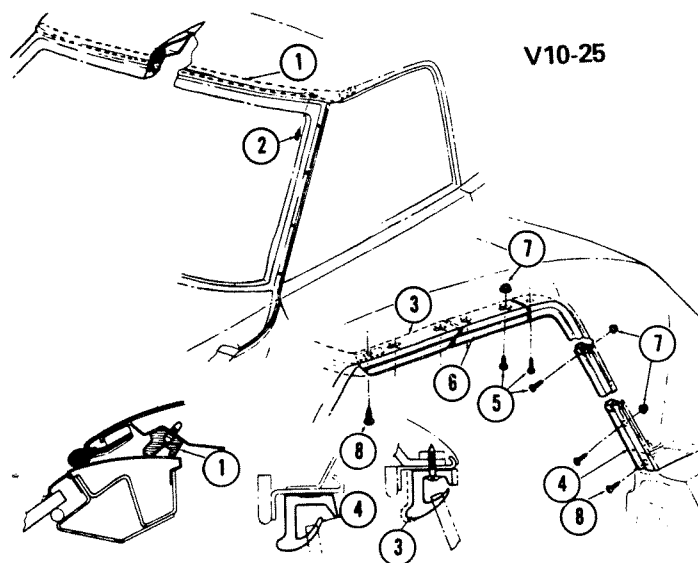
V10-24



V10-24

1968-75 "Y" FRONT & SIDE MOLDING & WEATHERSTRIP CONVERTIBLE

1. MOLDING, Front Roof Drip	12.075	6. STRIP, Frt Roof Panel Side Drip Mldg Sealer	12.075
2. WEATHERSTRIP, Roof Panel Header	14.060	7. MOLDING, Side Front	12.075
3. WASHER (Special)	12.810	8. CAP, Roof Panel Drip Mldg	12.075
4. SCREW	8.977	9. FASTENER, Roof Panel Weatherstrip	10.695
5. WEATHERSTRIP, Roof Panel Side	14.190	10. RIVET	8.967

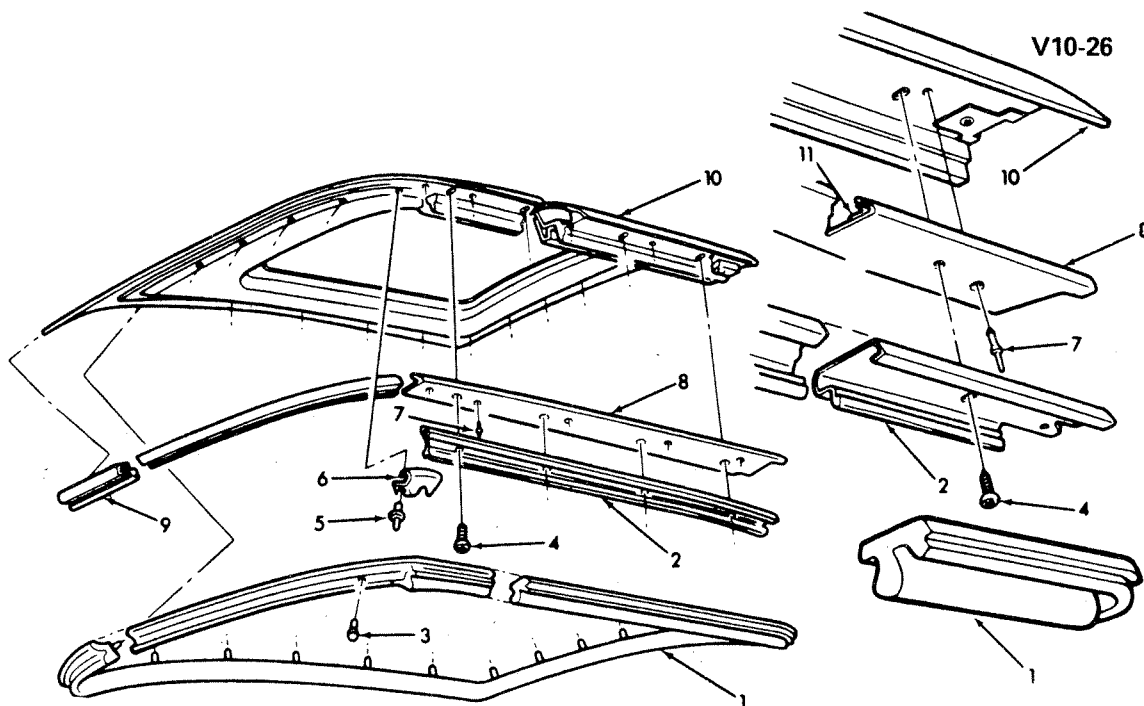


V10-25

V10-25

1968-75 "Y" CONVERTIBLE HEADER SIDE RAIL WEATHERSTRIP

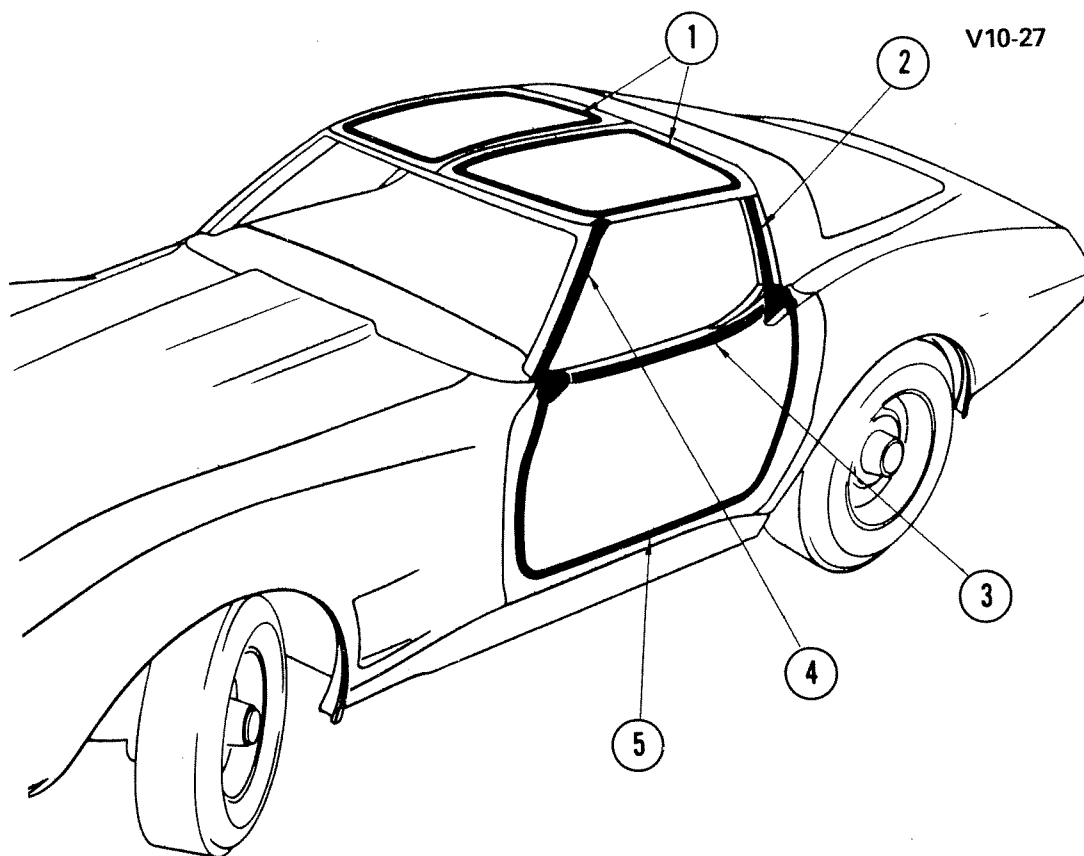
1. WEATHERSTRIP, Fldg Top Header	14.060	5. SCREW	8.977
2. FASTENER, Fldg Top Header	10.695	6. WEATHERSTRIP, Center Rail	14.190
3. WEATHERSTRIP, Fldg Top Frt Rail	14.120	7. NUT	8.921
4. WEATHERSTRIP ASM, Rear Rail	14.260	8. SCREW	8.977



V10-26

1971-75 "Y" ROOF PANEL & WEATHERSTRIP

1. WEATHERSTRIP ASM, Front Panel	12.810
2. RETAINER, W/Weatherstrip Front Roof Panel	12.810
3. FASTENER, Roof Panel Weatherstrip	10.695
4. SCREW (#10-24 x 3/8")	8.977
5. RIVET	8.967
6. CAP, Roof Panel Drip Mldg	12.075
7. RIVET (3/16" x 11/32")	8.967
8. MOLDING, Front Roof Panel Side	12.075
9. MOLDING ASM, Front Roof Panel	12.075
10. PANEL, Front Roof	13.346
11. STRIP, Front Roof Pillar Side Drip Mldg Sealer	12.075



V10-27

V10-27

1978-82 "Y" WEATHERSTRIP

1.	WEATHERSTRIP, Frt Rf Pnl-LH	12.810
	WEATHERSTRIP, Frt Rf Pnl-RH	12.810
2.	WEATHERSTRIP, Si Dr Glass Rr-LH	10.694
	WEATHERSTRIP, Si Dr Glass Rr-RH	10.694
3.	SEAL, Si Dr Wdo Glass Otr-LH	10.710
	SEAL, Si Dr Wdo Glass Otr-RH	10.710
	SEAL, Si Dr Wdo Glass Inr-LH	10.710
	SEAL, Si Dr Wdo Glass Inr-RH	10.710
4.	WEATHERSTRIP, W/S Si-LH	10.694
	WEATHERSTRIP, W/S Si-RH	10.694
	CLIP, W/S Frm W/Str Ret	10.695
	CLIP, W/S Frm W/Str Ret	10.092
5.	WEATHERSTRIP, Si Dr-LH	10.694
	WEATHERSTRIP, Si Dr-RH	10.694

NOTES

BLANK-17



CHEVROLET BODY GROUP 10.000



**DOORS — REGULATORS —
WINDSHIELD — WIPER — WASHER**

ALPHABETICAL INDEX

A

ACTUATOR, Door Electric and Vacuum Locks	10.485
ACTUATOR, Windshield Wiper Access	10.130
ARMATURE, Windshield Wiper Motor	10.150
ARM, Windshield Wiper Blade	10.147
ARM, Windshield Wiper Motor Drive	10.151

B

BALL, Windshield Wiper Motor.....	10.150
BELLOWS, Windshield Washer Pump	10.153
BEZEL, Door Outside Handle.....	10.537
BEZEL, Rear View Mirror.....	10.186
BEZEL , Windshield Wiper Control	10.166
BLADE, Windshield Wiper.....	10.146
BOARD, Windshield Wiper Motor	10.150
BOLT, Door Window Regulator	10.792
BOLT, Front Door Window Regulator.....	10.783
BOLT, Windshield Wiper Motor	10.150
BOLT, Windshield Wiper Access	10.130
BOOT, Windshield Wiper Access	10.130
BRACE, Floor Console	10.240
BRACKET, Door Electric and Vacuum Locks.....	10.485
BRACKET, Door Lock.....	10.569
BRACKET, Floor Console.....	10.240
BRACKET, Rear View Mirror	10.186
BRACKET, Windshield Garnish Molding	10.056
BRACKET, Windshield Washer.....	10.154
BRACKET, Windshield Wiper Access.....	10.130
BRACKET, Windshield Wiper Control	10.163
BRUSH, Windshield Wiper Motor.....	10.150
BUMPER, Door.....	10.587
BUMPER, Door Window.....	10.716
BUSHING , Door Hinge	10.464
BUSHING, Door Window Regulator	10.792
BUSHING, Rear View Mirror	10.186
BUSHING, Windshield Reveal Molding.....	10.093
BUSHING, Windshield Wiper Control	10.163
BUSHING, Windshield Wiper Access	10.130
BUTTON, Door Outside Handle	10.529

C

CAM, Front Door Window Lower Sash Channel.....	10.687
CAM, Windshield Washer Pump.....	10.153
CAP, Door Outside Lock Cylinder.....	10.552
CAP, Door Window Regulator.....	10.792
CAP, Windshield Washer	10.154
CAP, Windshield Wiper Motor Drive	10.151
CASE, Instrument Panel Compartment Door	
Lock	10.266
CAULKING KIT, Windshield Glass.....	10.027
CHANNEL, Door Ventilator Glass (With Tee	
Shaft)	10.655
CHANNEL, Door Window Regulator	10.792
CHANNEL, Front Door Window.....	10.685

CHANNEL, Windshield Glass	10.092
CLIP, Door Inside Locking Rod	10.565
CLIP, Door Lock	10.506
CLIP, Door Lock	10.474
CLIP, Door Weatherstrip	10.695
CLIP, Door Window	10.777
CLIP, Sunshade	10.219
CLIP, Windshield Glass	10.092
CLIP, Windshield Reveal	10.096
CLIP, Windshield Washer	10.155
CLIP, Windshield Washer	10.154
COIL, Windshield Wiper Motor	10.150
COMPARTMENT, Instrument Panel	10.260
CONDUIT, Door	10.778
CONTACT, Door Electric and Vacuum Locks	10.485
CONTROL, Door Lock Remote Control	10.500
CONTROLLER, Windshield Wiper Control	10.163
CONTROL, Rear View Mirror	10.186
CONTROL, Windshield Wiper Control	10.163
CONTROL, Windshield Wiper Access	10.130
COVER & SWITCH, Windshield Wiper Motor	10.150
COVER, Door Inner Panel	10.355
COVER, Front Door Upper Hinge	10.450
COVER, Inside Rear View Mirror	10.187
COVER, Instrument Panel Opening	10.256
CUSHION, Door Window	10.716
CUSHION, Windshield Wiper Access	10.130
CYLINDER, Instrument Panel Compartment Door Lock	10.266
CYLINDER KIT, Door Outside Lock	10.550

D

DIVERTER, Door Inner Panel	10.355
DOOR, Instrument Panel Compartment	10.261

E

EMBLEM, Floor Console.....	10.240
ESCUTCHEON , Door Lock Inside Handle	
Escutcheon(Trim Protector).....	10.515
ESCUTCHEON, Door Outside Handle.....	10.537
ESCUTCHEON, Door Window Regulator Handle.	10.805
ESCUTCHEON, Instrument Panel Compartment	
Door Lock.....	10.267
ESCUTCHEON, Rear View Mirror.....	10.186
ESCUTCHEON , Windshield Wiper Transmission	10.160
EXTENSION, Instrument Panel.....	10.230
EXTENSION, Windshield Washer.....	10.154
EXTENSION, Windshield Wiper Access.....	10.130
EYELET, Instrument Panel.....	10.230

F

FASTENER, Door Weatherstrip.....	10.695
----------------------------------	--------

ALPHABETICAL INDEX

FASTENER, Front Door Window	10.685
FASTENER, Windshield Garnish Molding	10.056
FILLER, Front Door Window	10.685
FILTER, Windshield Washer	10.154

G

GASKET, Door Inner Panel	10.355
GASKET, Door Outside Lock	10.550
GASKET, Front Door Upper Hinge	10.450
GASKET KIT, Door Outside Handle	10.537
GASKET, Rear View Mirror	10.186
GASKET, Windshield Washer Pump	10.153
GASKET, Windshield Wiper Transmission	10.160
GASKET, Windshield Wiper Motor	10.152
GEAR, Front Door Window Regulator	10.783
GLASS, Front Door Window	10.681
GLASS, Windshield Glass	10.027
GROMMET, Door Inside Locking Rod	10.565
GROMMET, Inside Rear View Mirror	10.187
GROMMET, Instrument Panel Compartment Door	10.262
GROMMET, Windshield Wiper Access	10.130
GROMMET, Windshield Wiper Motor	10.150
GROMMET, Windshield Wiper Motor	10.152

H

HANDLE, Door Inside Locking Rod	10.559
HANDLE, Door Lock Inside	10.512
HANDLE, Door Outside Handle	10.527
HANDLE, Door Window Regulator	10.797
HARNESS, Door Electric and Vacuum Locks	10.485
HARNESS, Inside Rear View	10.185
HINGE, Front Door Upper Hinge	10.450
HOLDER, Front Door Window Regulator	10.783
HOSE, Back Window Gutter	10.997
HOUSING, Door Outside Lock Cylinder	10.552
HOUSING, Door Outside Handle	10.529
HOUSING, Front Door Wedge	10.584
HOUSING, Front Door Window Regulator	10.783

I

INSERT, Windshield Wiper	10.146
INSULATOR, Door Lock	10.506

K

KEY, Door Outside Lock	10.550
KNOB, Door Inside Locking Rod	10.559
KNOB, Door Lock Inside	10.512
KNOB, Door Lock Inside Handle Escutcheon(Trim Protector)	10.515
KNOB, Front Door Vent Regulator	10.664
KNOB, Windshield Washer and Wiper Control	10.164

L

LENS, Instrument Panel Compartment Lamp	10.275
LENS, Rear View Mirror	10.186
LENS, Sunshade Vanity Mirror	10.195
LEVEL INDICATOR, Windshield Washer	10.154
LEVER, Door Lock	10.506
LINER, Door Inner Panel	10.355
LOCK, Front Door	10.470

M

MAGNET, Windshield Wiper Motor	10.150
MIRROR, Inside Rear View	10.185
MIRROR, Sunshade Vanity Mirror	10.195
MOLDING, Door Ventilator Glass (With Tee Shaft)	10.655
MOLDING, Front Door Window Reveal	10.707
MOLDING, Instrument Panel Trim	10.252
MOLDING, Windshield Garnish Molding	10.051
MOLDING, Windshield Reveal Molding	10.093
MOTOR, Front Door Window Regulator	10.783
MOTOR, Windshield Wiper Motor	10.150

N

NOZZLE, Windshield Washer	10.156
NUT, Door Lock	10.474
NUT, Door Outside Handle	10.527
NUT, Door Window	10.716
NUT, Door Window Regulator	10.792
NUT, Floor Console	10.240
NUT, Front Door Window	10.685
NUT, Instrument Panel Compartment Door	10.262
NUT, Rear View Mirror	10.186
NUT, Sunshade	10.219
NUT, Windshield Wiper Control	10.163
NUT, Windshield Wiper Motor Drive	10.151
NUT, Windshield Wiper Access	10.130

P

PAD, Door	10.587
PANEL, Front Door	10.351
PANEL, Instrument Panel	10.230
PANEL, Windshield Wiper Access	10.130
PAWL, Door Outside Lock Cylinder	10.551
PAWL KIT, Windshield Washer Pump	10.153
PAWL, Windshield Wiper Motor Drive	10.151
PIN, Door Inside Locking Rod	10.565
PIN, Front & Rear Door Hinge	10.466
PIN, Front Door Wedge	10.584
PIN, Front Door Window Regulator	10.783
PISTON, Windshield Washer Pump	10.153
PLATE, Door Lock	10.571
PLATE, Door Lock Inside Handle Escutcheon(Trim Protector)	10.515
PLATE, Door Window Regulator Handle	10.805
PLATE, Door Window Regulator	10.792
PLATE, Instrument Panel Trim	10.252
PLATE, Rear View Mirror	10.186
PLATE, Windshield Wiper Motor	10.152
PLATE, Windshield Wiper Motor	10.150
PLUG, Door	10.778
PLUG, Door	10.587
PLUG, Door Ventilator	10.661
PLUG, Door Weatherstrip	10.694
PLUG, Front Door Window Regulator	10.783
PROTECTOR, Door Edge	10.352
PROTECTOR, Door Lock	10.569
PUMP, Windshield Washer Pump	10.153

R

RAIL, Door Window Regulator	10.792
REGULATOR, Door Ventilator	10.661
REGULATOR, Front Door Window Regulator	10.783
REINFORCEMENT, Door Electric and Vacuum Locks	10.485
REINFORCEMENT, Door Window	10.777
REINFORCEMENT, Floor Console	10.240
REINFORCEMENT, Instrument Panel	10.230
REINFORCEMENT, Windshield Wiper Transmission	10.160

ALPHABETICAL INDEX

REINFORCEMENT, Windshield Wiper Access	10.130
REINFORCEMENT, Windshield Wiper Motor	10.152
RELAY, Windshield Wiper Motor	10.150
RESERVOIR, Windshield Washer	10.154
RETAINER, Door Lock Cylinder	10.553
RETAINER, Door Outside Handle	10.529
RETAINER, Door Outside Lock Cylinder	10.551
RETAINER, Door Window Regulator Handle	10.806
RETAINER, Instrument Panel Compartment Door Lock	10.267
RETAINER, Instrument Panel Trim	10.252
RETAINER, Rear View Mirror	10.186
RETAINER, Side Roof Rail	10.721
RETAINER, Windshield Reveal Molding	10.093
RETAINER, Windshield Reveal	10.096
RETAINER, Windshield Wiper Transmission	10.160
RING, Door Outside Handle	10.529
RING KIT, Windshield Washer Pump	10.153
RING, Windshield Washer Pump	10.153
RING, Windshield Wiper Motor Drive	10.151
RIVET, Door Ventilator	10.669
RIVET, Windshield Wiper Access	10.130
ROD, Door Inside Locking Rod	10.559
ROD, Front or Rear Door Inside Locking	10.563
ROD, Windshield Wiper Blade	10.147
ROD, Windshield Wiper Access	10.130
ROD, Windshield Wiper Control	10.163
ROLLER, Door Window	10.728
ROLLER, Front Door Window Regulator	10.783
RUN, Front Door Window Glass	10.701

S

SASH, Door Ventilator Glass (With Tee Shaft)	10.655
SASH, Front Door Window	10.685
SCREEN, Instrument Panel Opening	10.256
SCREW, Door Lock	10.474
SCREW, Door Window Regulator	10.792
SCREW, Instrument Panel Trim	10.252
SCREW, Instrument Panel Compartment Door	10.262
SCREW, Instrument Panel Compartment Lamp	10.275
SCREW, Rear View Mirror	10.186
SCREW, Windshield Washer Pump	10.153
SCREW, Windshield Wiper Motor	10.150
SEAL, Door Outside Handle	10.529
SEAL, Door Window Regulator	10.792
SEAL, Front Door	10.470
SEAL, Front Door Wedge	10.584
SEAL, Front Door Window Glass Channel (Outer & Inner)	10.710
SEAL, Instrument Panel	10.230
SHAFT, Front Door Window Regulator	10.783
SHAFT, Windshield Wiper Motor Drive	10.151
SHIELD, Back Window Gutter	10.997
SHIELD, Door Lock Remote Control	10.500
SHIELD, Front Door	10.470
SHIELD, Instrument Panel Compartment Lamp	10.275
SHIELD, Windshield Wiper Motor Drive	10.151
SHIM, Front Door Upper Hinge	10.450
SHIM, Rear View Mirror	10.186
SHIM, Windshield Wiper Access	10.130
SOCKET, Instrument Panel Compartment Lamp	10.275
SOLENOID VALVE, Windshield Wiper Access	10.130
SPACER, Door Weatherstrip	10.695
SPACER, Windshield Glass	10.027
SPACER, Windshield Reveal	10.096
SPRING CLIP, Windshield Washer	10.155
SPRING, Door Lock Cylinder	10.553
SPRING, Door Lock Inside	10.512
SPRING, Door Outside Handle	10.529
SPRING KIT, Windshield Washer Pump	10.153
SPRING, Rear View Mirror	10.186
SPRING, Sunshade	10.219
SPRING, Windshield Wiper Motor	10.150
SPRING, Windshield Wiper Motor Drive	10.151
SPRING WASHER, Windshield Wiper Access	10.130
STOP, Door Window	10.716
STRIKER, Door Lock	10.569
STRIKER, Instrument Panel Compartment Door	10.268
STRIKER, Rear View Mirror	10.186
STRIPE, Inside Rear View	10.185

STRIP, Windshield Glass	10.092
STUD, Windshield Wiper Access	10.130
SUNSHADE, Windshield Sunshade	10.203
SUPPORT, Floor Console	10.240
SUPPORT, Inside Rear View Mirror	10.187
SUPPORT, Instrument Panel Compartment Lamp	10.275
SUPPORT, Sunshade	10.219
SWITCH, Door Electric and Vacuum Locks	10.485
SWITCH, Door Window	10.777
SWITCH, Instrument Panel Compartment Lamp	10.275
SWITCH, Rear View Mirror	10.186
SWITCH, Windshield Wiper Motor	10.150
SWITCH, Windshield Wiper Control	10.163

T

TEE, Windshield Washer	10.155
TRANSMISSION, Windshield Wiper	10.159
TRAY, Instrument Panel	10.260
TUMBLER, Door Lock Cylinder	10.553

V

VALVE, Windshield Washer Pump	10.153
VALVE, Windshield Wiper Control	10.163
VENTILATOR, Door (Less Glass)	10.650

W

WASHER, Door Lock	10.571
WASHER, Door Outside Handle	10.529
WASHER, Door Weatherstrip	10.694
WASHER, Door Window	10.728
WASHER, Door Window	10.716
WASHER, Door Window Regulator	10.792
WASHER, Front Door Window	10.685
WASHER, Front Door Window Regulator	10.783
WASHER, Windshield Reveal Molding	10.093
WASHER, Windshield Wiper Access	10.130
WASHER, Windshield Wiper Motor Drive	10.151
WASHER, Windshield Wiper Motor	10.150
WEATHERSTRIP, Door Ventilator	10.652
WEATHERSTRIP, Door Weatherstrip	10.694
WEATHERSTRIP, Windshield Glass	10.092
WIRE, Door Window	10.777
WIRE, Windshield Wiper Motor	10.150

[illegible]

DOORS-REGULATORS-WINDSHIELD-WIPER-WASHER

10.027 CAULKING KIT-GLASS-SPACER , Windshield Glass

53-74	Y	4226000	AR	21.35	CAULKING KIT, ADHESIVE
63-80	Y	9631000	AR	22.15	CAULKING KIT, ADHESIVE (URETHANE)
81-82	Y	9636067	AR		CAULKING KIT, ADHESIVE (URETHANE)
63-67	Y	3878870	1	235.00	GLASS (TINTED)
68-72	Y	3911121	1	273.00	GLASS (TINTED)
73-77	Y	327699	1	273.00	GLASS (TINTED)
78-82	Y	14007099	1	303.00	GLASS, W/S
68-76	Y	4871330	2	.35	SPACER (11/32" X 7/16" X 1) (RECT RUBBER)
75-82	Y	1651601	AR	.31	SPACER, GLS ADHESIVE KIT

10.051 MOLDING, Windshield Garnish Molding

NOTE 1: PAINT AS REQUIRED.

63-67	Y	3823437	1	13.80	MOLDING, LWR
68-76	Y	333431	LH	43.50	MOLDING, SI (BLACK) (NOTE 1)
68-76	Y	333432	RH	43.50	MOLDING, SI (BLACK) (NOTE 1)
68-76	Y37 (1ST DESIGN 1976)	333461	1	53.25	MOLDING, UPR (BLACK) (NOTE 1)
77	Y	379959	LH	12.10	MOLDING, SI
77	Y	379960	RH	12.10	MOLDING, SI
77-82	Y (2ND DESIGN)	379917	1	15.75	MOLDING, UPR
78-82	Y	466700	RH	12.10	MOLDING, SI
78-82	Y	14011807	LH	12.10	MOLDING, SI (USE W/VIN PLT 6263598) (13 CHARACTERS)

10.056 BRACKET-FASTENER, Windshield Garnish Molding

63-67	Y	3829405	LH	3.50	BRACKET, SI
68-78	Y	3918654	AR	.69	FASTENER, FRT RF INR PNL, HDLNG TR AND SI GARNISH MLDG
76-82	Y	461055	AR	.69	FASTENER, FRT RF INR PNL

10.092 CHANNEL-CLIP-STRIP-WEATHERSTRIP, Windshield Glass

56-62	Y	3740253	1	19.50	CHANNEL (138 3/4" DEV. LENGTH)
77-82	Y	461120	1	.53	CLIP, W/S FRAME W/STR RET
63-62	Y	3804737	1	6.80	STRIP, FRAME SEALING
63-67	Y37	3844049	1	18.40	WEATHERSTRIP
63-67	Y67	3844047	1	18.15	WEATHERSTRIP

10.093 BUSHING-MOLDING-RETAINER-WASHER, Windshield Reveal Molding

NOTE 1: WHEN USING 3966659 IN PLACE OF 3935640 IT IS NECESSARY TO USE 2-3966660 BRKTS & DRILL (2) .17 C/SUNK HOLES IN EACH HD CORNER MLDG. USING OUTER HOLES OF CTR MLD G. AS A TEMPLATE.

68-82	Y	3977779	4	.66	BUSHING, HD COR MLDG
63	Y	3823440	1	14.30	MOLDING, LWR
63	Y37	3823438	1	10.35	MOLDING, UPR
63-67	Y67	3823439	1	42.50	MOLDING, UPR
64-67	Y37	3841251	LH	18.20	MOLDING, LWR
64-67	Y37	3841252	RH	18.20	MOLDING, LWR
64-67	Y37	3841255	1	18.20	MOLDING, UPR
64-67	Y37	3859044	2	10.00	MOLDING, COR
64-67	Y67	3841254	1	13.00	MOLDING, LWR
68-73	Y	3938157	LH	30.00	MOLDING, LWR OTR
68-73	Y	3938158	RH	30.00	MOLDING, LWR OTR
68-73	Y	3962695	1	50.50	MOLDING, CTR LWR REVEAL
68-76	Y	3966602	RH	14.85	MOLDING, HD COR (W/ATTACH BSHG)
68-72	Y	3966655	LH	33.25	MOLDING, SI REVEAL
68-72	Y	3966656	RH	33.25	MOLDING, SI REVEAL
68	Y (1ST DESIGN)	3966601	LH	14.85	MOLDING, HD COR
68-69	Y37	3966601	LH	14.85	MOLDING, HD COR (W/ATTACH BSHG)
68-69	Y37	3966602	RH	14.85	MOLDING, HD COR (W/ATTACH BSHG)
68-69	Y67 (2ND DESIGN)	3935577	1	17.40	MOLDING, UPR (W/5 CLIPS)
68-69	Y67 (2ND DESIGN)	3966601	LH	14.85	MOLDING, HD COR (W/ATTACH BSHG)
68-69	Y67 (2ND DESIGN)	3966602	RH	14.85	MOLDING, HD COR (W/ATTACH BSHG)
70-76	Y	3935577	1	17.40	MOLDING, UPR (W/5 CLIPS)
70-76	Y	3966601	LH	14.85	MOLDING, HD COR (W/ATTACH BSHG)
73-76	Y	331845	LH	19.55	MOLDING, SI REVEAL
73-76	Y	331846	RH	19.55	MOLDING, SI REVEAL
76-82	Y	375973	LH	14.85	MOLDING, HD COR
76-82	Y	375974	RH	14.85	MOLDING, HD COR
77-82	Y	375975	LH	19.55	MOLDING, SI REVEAL
77-82	Y	375976	RH	19.55	MOLDING, SI REVEAL
77-82	Y	14009602	1	16.10	MOLDING, UPR
68-76	Y	3966639	LH	6.90	RETAINER, W/S FRAME W/STR (NOTE 1)
68-76	Y	3966640	RH	6.90	RETAINER, W/S FRAME W/STR (NOTE 1)
77-82	Y	458301	LH	7.95	RETAINER, W/S FRAME W/STR
77-82	Y	458302	RH	7.95	RETAINER, W/S FRAME W/STR

DOORS-REGULATORS-WINDSHIELD-WIPER-WASHER

10.093 BUSHING-MOLDING-RETAINER-WASHER, Windshield Reveal Molding (Con't)

68-75 Y 3922439 2 .46 WASHER, HD COR (12.840)

10.096 CLIP-RETAINER-SPACER, Windshield Reveal

68-82 Y 3913937 AR .40 CLIP, UPR INR (CTR)
 68-73 Y 3962679 4 .30 CLIP, LWR OTR MLDG
 68 Y37 3936399 4 .40 CLIP, UPR OTR (BLACK)
 68-69 Y67 3936399 4 .40 CLIP, UPR OTR (BLACK)
 68-75 Y67 W/AUX. TOP 3913937 AR .40 CLIP, B/W REVEAL
 70-75 Y 3936399 4 .40 CLIP, UPR OTR (BLACK)
 64-67 Y37 3859045 2 2.50 RETAINER, COR UPR AND LWR
 64-67 Y67 3904931 AR .47 RETAINER, LWR
 68-75 Y 4877156 5 .30 SPACER

10.130 ACTUATOR-BOLT-BOOT-BRACKET-BUSHING-CONTROL-CUSHION-EXTENSION-GROMMET-NUT-PANEL-REINFORCEMENT-RIVET-ROD-SHIM-SOLENOID VALVE-SPRING WASHER-STUD-WASHER, Windshield Wiper Access

NOTE 1: WHEN USING 5638605 IN PLACE OF 5638483 (CYLINDRICAL SHAPED) IT MAY BE NECESSARY TO PURCHASE MOUNTING REINFORCEMENT 3966558. IT ALSO MAY BE NECESSARY TO PURCHASE 9417954 NUT AND 3977856, NUT. THIS ELIMINATES NECESSITY OF REMOVING ENTIRE WINDSHIELD WIPER DOOR LINKAGE FOR ACTUATOR REPLACEMENT.

NOTE 2: WHEN REPLACING 3922009 USE 1-3940537 SPRING WASHER.

NOTE 3: WHEN USING 3953000 IN PLC. OF 3945240 OR 3934900 IT WILL BE NECESSARY TO REPLACE 3948066 ACTUATOR DRIVE ROD WITH 3921589.

NOTE 4: WHEN USING 3953000 IN PLC. OF 3934900-3945240-3948073 IT WILL BE NECESSARY TO USE ONE EACH OF 3953013-3953014.

NOTE 5: WHEN USING IN PLACE OF 3926484 SHIM CUT AND ADD HOLES AS REQUIRED.

68-72 Y 5638605 1 123.00 ACTUATOR, W/VLV, TO ACC DR (DUAL PIEPAN SHAPE) (NOTE 1)
 68-72 Y 3945216 4 2.15 BOLT (NO. 10-24)
 68-69 Y 3945359 2 1.05 BOLT, ACTR TO REINF
 68-73 Y 3966577 1 2.15 BOOT, ACTR (3 1/4" LONG)
 68-73 Y 3930357 1 1.50 BRACKET, STOP
 68-73 Y 3953013 LH 4.15 BRACKET, CONT ARM ADJ
 68-73 Y 3953014 RH 4.15 BRACKET, CONT ARM ADJ
 75-82 Y 355366 1 1.55 BRACKET, STOP
 69-71 Y 3922010 AR .31 BUSHING, PNL, DR CONT ARM
 72 Y 3922010 AR .31 BUSHING, ACTR LIMITER SW, DR PNL
 68-72 Y 3953000 1 267.00 CONTROL (NOTE 3,4)
 68-74 Y 3930368 1 .50 CUSHION, STOP
 68-72 Y 3824485 AR .36 EXTENSION, CONT ARM BRKT (12.840) (NOTE 5)
 68-73 Y 3942787 1 1.40 EXTENSION, ACTU LIMITED SW PUSH ROD
 68-73 Y 3922395 1 .40 GROMMET, ACTU LIGHT SW PUSH ROD
 69-72 Y 3948074 1 2.25 NUT, SPECIAL ADJ DR ROD (1 49/64 X 1/2-15/64-18)
 68-72 Y 3942792 1 122.00 PANEL
 68-72 Y 3921586 3 .55 REINFORCEMENT, CONT ARM BRKT
 68-69 Y 3922347 1 2.00 REINFORCEMENT, ACTR MT
 68-82 Y 3938119 1 .68 REINFORCEMENT, STOP BRKT
 70-72 Y 3966558 1 2.00 REINFORCEMENT, ACTR MT
 68-72 Y 3922009 14 .36 RIVET (NOTE 2)
 68 Y 3921589 1 10.15 ROD, ACTR DRIVE
 69-72 Y 3948066 1 10.50 ROD, ACTR DRIVE
 68-72 Y 3926483 2 .56 SHIM, ACTR DR BRKT
 68-72 Y 5638276 1 32.75 SOLENOID VALVE, ACTR DR, ELECTRO VAC
 68-72 Y 3940537 AR .35 SPRING WASHER, WIPER DR LINKAGE
 68-72 Y 3922392 1 3.75 STUD, ACTR LIMITED SW ADJ
 68-70 Y 3922388 2 .40 WASHER, ACTR MT REINF

10.146 BLADE-INSERT, Windshield Wiper

NOTE 1: FOR INSERT REPLACEMENT USE 3819074.

53-55 Y 3733355 2 7.00 BLADE (12 LONG) (TRICO)
 55-62 Y 3724030 2 7.00 BLADE (4 BAR TYPE)
 63-67 Y 3779741 2 7.00 BLADE (15 5/32" LONG) (ANCO)
 63-65 Y 3941969 2 7.00 BLADE (14 7/8" LONG) (TRICO)
 66-67 Y 3899508 2 7.00 BLADE (14 7/8" LONG) (TRICO) (NOTE 1)
 68-81 Y 1664394 2 7.00 BLADE (ANCO) (STAINLESS)
 82 Y 14031240 2 7.00 BLADE, WSW
 63-67 Y 3819074 2 3.85 INSERT (14 7/8" LONG) (TRICO)
 64 Y 3821753 2 3.80 INSERT (15 5/32" LONG) (ANCO)
 68-81 Y 14029850 2 N.L. INSERT (15 7/8" LONG) (TRICO)

DOORS-REGULATORS-WINDSHIELD-WIPER-WASHER

10.146 BLADE-INSERT , Windshield Wiper (Con't)

74-81	Y	1664395	2	N.L.	INSERT (ANCO)
82	Y	14044931	2	3.80	INSERT (TRICO)

10.147 ARM-ROD, Windshield Wiper Blade

56-62	Y	3724031	LH	6.30	ARM
56-62	Y	3724032	RH	6.30	ARM
63-67	Y	3915861	LH	9.80	ARM (DULL)
63-67	Y	3915862	RH	9.80	ARM (DULL)
68	Y	3930355	LH	17.15	ROD
68	Y	3942736	RH	14.90	ROD
69-82	Y	355339	LH	29.75	ROD
69-82	Y	355340	RH	28.50	ROD

10.150 ARMATURE-BALL-BOARD-BOLT-BRUSH-COIL-COVER & SWITCH-GROMMET-MAGNET-MOTOR-PLATE-RELAY-SCREW-SPRING-SWITCH-WASHER-WIRE, Windshield Wiper Motor

NOTE 1: CONSISTS OF MOTOR, SCREWS, NUTS, CONNECTOR BODY AND INSTRUCTION SHEET.

NOTE 2: TRANSFER GROUND CLIP FROM OLD MOTOR.

NOTE 3: MOTOR DOES NOT INCLUDE COVER & SWITCH ASM.

68-82	Y	4960317	1	22.35	ARMATURE, MOTOR
80-81	Y	7002117	1	.05	BALL, MOTOR THRUST (.1875 DIA.) (3.825)
68-74	Y	4916862	1	1.52	BOARD, MOTOR TERM
70-82	Y	4907157	2	.11	BOLT, MOTOR THROUGH
68-82	Y	4915872	2	.91	BRUSH, MOTOR
68-82	Y	4918718	1	4.12	BRUSH, HLDR & CIR BREAKER
69-82	Y	4918810	1	23.80	COIL, W/CASE, MOTOR FIELD
78-82	Y	22010544	1	18.75	COVER & SWITCH, WSW MTR
68-82	Y	4916000	1	.11	GROMMET, MOTOR CASE
73-74	Y	4919641	1	10.45	MAGNET, W/SW
63-67	Y	4909107	1	126.85	MOTOR (NOTE 1)
68	Y	4918712	1	102.00	MOTOR (NOTE 1)
69-72	Y	4919437	1	76.30	MOTOR (NOTE 1)
73	Y	4918342	1	76.30	MOTOR (NOTE 2)
74-82	Y	4960974	1	N.L.	MOTOR (NOTE 3)
70-82	Y	4903696	1	.08	PLATE, THRUST (RUBBER)
70-82	Y	5092145	1	.07	PLATE, THRUST (STEEL)
63-67	Y	4904339	1	15.65	RELAY, MOTOR
68-71	Y	3989214	1	N.L.	RELAY, W/S/W (9.277)
59-82	Y	4906744	1	.11	SCREW, ARMATURE END PLAY ADJ. (1/4"-28 X 7/8")
68-82	Y	4915593	AR	.08	SCREW, SWITCH MTG (NO. 10-32 X 3/8")
68-71	Y	4913805	AR	.69	SPRING, MOTOR BRUSH, DR WDO ELEC MOTOR BRUSH
71-82	Y	4900364	2	.08	SPRING, MOTOR BRUSH
68-72	Y	4919647	1	8.90	SWITCH, W/TERM BOARD
75-82	Y	4960755	1	9.90	SWITCH, W/TERM BD, WSW MTR
70-82	Y	5093788	1	.08	WASHER, ARMATURE THRUST BALL (FELT)
79	Y	12005639	1	10.35	WIRE, TIME DELAY JPR (3-WAY CONN)
79	Y	12005640	1	10.35	WIRE, TIME DELAY JPR (6-WAY CONN)

10.151 ARM-CAP-NUT-PAWL-RING-SHAFT-SHIELD -SPRING-WASHER, Windshield Wiper Motor Drive

73-82	Y	4960743	1	2.60	ARM, MOTOR CRANK
70-82	Y	4919826	1	.50	CAP, SEAL
75-82	Y	4960706	1	.23	NUT, WSW MTR CRANK ARM
68-82	Y	4914592	1	.37	PAWL, DRIVE
68-82	Y	4918079	1	.46	PAWL, LOCKING
71-73	Y	4960012	1	.08	RING, DRIVE SHAFT RET
68-82	Y	4960192	1	2.28	SHAFT, W/RING, DRIVE
70-82	Y	4919832	1	6.50	SHAFT, W/GEAR, DRIVE
70-82	Y	4919828	1	.34	SHIELD (FLAT STEEL)
69-82	Y	4914596	1	.11	SPRING, LOCKING PAWL TO DRIVE PAWL
68-82	Y	4904307	AR	.08	WASHER, DRIVE GEAR SHIELD AND ECCENTRIC SHAFT SPACER (1 1/32")

10.152 GASKET-GROMMET-PLATE-REINFORCEMENT, Windshield Wiper Motor

63-82	Y	9832955	1	.58	GASKET
68-82	Y	4911142	AR	.69	GROMMET, W/SPACER
68-73	Y	22009636	1	.48	GROMMET, W/GROUND STRAP

DOORS-REGULATORS-WINDSHIELD-WIPER-WASHER

10.152 GASKET-GROMMET-PLATE-REINFORCEMENT, Windshield Wiper Motor (Con't)

75-82	Y	22009636	1	.48	GROMMET, W/GROUND STRAP
58-62	Y	4651976	1	12.90	PLATE, W/PULLEY
68-79	Y	3918599	1	1.70	REINFORCEMENT

10.153 BELLOWS-CAM-GASKET-PAWL KIT-PISTON-PUMP -RING-RING KIT-SCREW-SPRING KIT-VALVE, Windshield Washer Pump

63-67	Y	4914074	1	3.48	BELLOWS, PUMP VLV
74	Y	4960918	1	.77	CAM, W/RING, WSWA PUMP
75-79	Y W/STANDARD WIPER	4960408	1	.77	CAM, W/RING, WSWA PUMP
68-74	Y	4918320	1	.14	GASKET, PUMP
75-82	Y	4961308	1	.14	GASKET, WSWA PUMP
68-74	Y	4918446	1	.30	PAWL KIT, PUMP
68-74	Y	4918445	1	N.L.	PISTON, PUMP
68-73	Y	4919630	1	29.15	PUMP (3 PORT)
70-71	Y W/HDLP. WASHER	4939246	1	32.80	PUMP (5 PORT)
74	Y	4961115	1	25.20	PUMP (3 PORT)
75-82	Y	4961623	1	N.L.	PUMP
68-73	Y	9431762	1	.26	RING, RATCHET AND CAM RET
68-74	Y	4960408	1	.77	RING KIT, W/CAM
68-74	Y	4961450	1	.07	SCREW, PUMP DOG SPRING
68-74	Y	4939314	1	.43	SPRING KIT, W/RATCHET
63-67	Y	4914356	1	N.L.	VALVE, PUMP
69-74	Y (EXC. HDLP. WASHER)	4914356	1	N.L.	VALVE, PUMP

22049790
43.95**10.154 BRACKET-CAP-CLIP-EXTENSION-FILTER-LEVEL INDICATOR-RESERVOIR, Windshield Washer**

NOTE 1: 1ST DESIGN W/TWO MOUNTING HOLES ON RESERVOIR CTR SIDE.

NOTE 2: 2ND DESIGN W/ONE MTG TAB ON RESERVOIR TOP EDGE.

66	Y	548935	1	2.05	BRACKET, WASHER RESVR
68-69	Y (EXC. A.C.)	548935	1	2.05	BRACKET, WASHER RESVR
70-72	Y (EXC. A.C.)	3976510	1	1.95	BRACKET, WASHER RESVR
73-74	Y	334776	1	2.70	BRACKET, WASHER RESVR EXT
73-74	Y	334778	1	2.15	BRACKET, WASHER RESVR
75-82	Y	344811	1	.58	BRACKET, MOTOR PUMP AND RESVR EXT
75-79	Y (1ST DESIGN 1979)	344809	1	2.25	BRACKET, MOTOR PUMP AND RESVR
67-75	Y	470994	1	.84	CAP, WASHER RESVR
75-82	Y	4961310	1	.23	CAP, WASHER RESVR
70-73	Y	3977709	1	.40	CLIP, HDLP AND WASHER VAC PIPE
71-72	Y (EXC. A.C.)	3976541	1	3.60	EXTENSION, WASHER RESVR
72-82	Y	344810	1	3.80	EXTENSION, WASHER PUMP AND RESVR
73-74	Y	334775	1	3.75	EXTENSION, WASHER RESVR
65-74	Y	3986821	1	.61	FILTER, WASHER RESVR HOSE WATER
75-82	Y	4961309	1	.43	FILTER, W/NUT, WASHER PUMP
71-74	Y	12004345	1	19.40	LEVEL INDICATOR, W/SENDING UNIT, WASHER RESVR FLUID
63-70	Y (EXC. A.C.)	3840083	1	2.78	RESERVOIR, WASHER (WHITE)
69-72	Y W/A.C. (EXC. FLUID LEVEL IND.)	3961549	1	8.20	RESERVOIR (6 5/16 OFFSET)
72-74	Y	3990892	1	4.45	RESERVOIR, WASHER
75-79	Y (1ST DESIGN-1979)	4961311	1	4.98	RESERVOIR, WASHER (NOTE 1)
79	Y (2ND DESIGN)	22020937	1	9.80	RESERVOIR, WASHER (NOTE 2)
80-82	Y	22020937	1	9.80	RESERVOIR, WASHER

10.155 CLIP-SPRING CLIP-TEE, Windshield Washer

74-76	Y	1488359	1	.66	CLIP, HDLP, WASHER AND VAPOR CANISTER VAC HOSE
77-81	Y	467306	1	.66	CLIP, HDLP WSWA & VAPOR CANISTER VAC HOSE
68-78	Y	9793032	1	1.70	SPRING CLIP, STEEL (.312 X .468 CLEAR BLACK) (2.765)
58-62	Y	1477536	1	.71	TEE, SPRAY CONN 1/8 LINE AND TAKE-OFF (NYLON)
63-64	Y W/A.C.	1477536	1	.71	TEE, VAC CONT SW HOSE
65-67	Y	336013	1	2.05	TEE, WSWA CHECK VLV (3/8-18 PIPE THD. 1 1/4 HOSE TAKE-OFF (3.278)
70-71	Y	6272766	1	.31	TEE, HDLP WASHER SPRAY NOZ

10.156 NOZZLE, Windshield Washer

68	Y	3937631	LH	1.25	NOZZLE, WASHER SPRAY
68	Y	3937632	RH	1.45	NOZZLE, WASHER SPRAY

10.159 TRANSMISSION, Windshield Wiper

56-62	Y	3767951	LH	28.75	TRANSMISSION, W/CABLE
-------	---	---------	----	-------	-----------------------

DOORS-REGULATORS-WINDSHIELD-WIPER-WASHER

10.159 TRANSMISSION, Windshield Wiper (Con't)					
58-62	Y	3748614	RH	28.75	TRANSMISSION, W/CABLE
68-82	Y	4918792	LH	32.15	TRANSMISSION
68-82	Y	4919036	RH	29.00	TRANSMISSION
10.160 ESCUTCHEON -GASKET -REINFORCEMENT-RETAINER, Windshield Wiper Transmission					
58-62	Y	3746145	2	3.10	ESCUTCHEON (CHROME)
58-62	Y	3746147	2	.32	GASKET (RUBBER)
68-82	Y	3921577	2	.53	REINFORCEMENT, INR
69-82	Y	3956285	LH	1.95	REINFORCEMENT, OTR
69-82	Y	3956286	RH	1.95	REINFORCEMENT, OTR
63-67	Y	531848	1	.35	RETAINER, LINK, TO MOTOR, TRANS.
64-65	Y	4912427	AR	.15	RETAINER, TRANS (USED W/5/16" DIA. STUD)
10.163 BRACKET-BUSHING-CONTROL-CONTROLLER-NUT-ROD-SWITCH-VALVE, Windshield Wiper Control					
68-72	Y	3928809	1	1.10	BRACKET, ACCESS DR ACTR LIMITED SW
68-76	Y	3954231	1	.45	BUSHING, SW
58-62	Y	3743413	1	16.40	CONTROL, W/CABLE AND STEM PROTRUDING FROM BODY
78-79	Y	14005004	1	114.00	CONTROLLER, PULSE WSW SWITCH
80-82	Y	14016250	1	114.00	CONTROLLER, PULSE WSW SW
63-67	Y	3820531	1	.70	NUT, CONT SW
68-72	Y	3922390	1	3.40	ROD, ACCESS DR ACTR LIMITED SW PUSH
63-64	Y	1993543	1	9.35	SWITCH
65-66	Y	1993678	1	21.05	SWITCH
67	Y	1993394	1	6.30	SWITCH
68	Y	1993441	1	7.40	SWITCH, DOOR CONT
68-76	Y	1994169	1	22.65	SWITCH, WIPER CONT ✓
68-72	Y	3951280	1	11.75	SWITCH, WIPER LIMIT ✓
69	Y	1993483	1	8.55	SWITCH, ARM CONT ✓
69	Y	1993484	1	12.50	SWITCH, ARM CONT
70-72	Y	3975371	1	7.05	SWITCH, WIPER CONT
77	Y	7827123	1	26.75	SWITCH, WIPER CONT
77	Y	7827152	1	38.25	SWITCH, W/PIVOT, WIPER CONT
78-79	Y	470316	1	26.25	SWITCH, CONT
78	Y	470317	1	26.75	SWITCH, CONT
78-79	Y	14016215	1	26.25	SWITCH, CONT
80-82	Y	14029570	1	26.25	SWITCH, CONT
69-72	Y	5638487	1	16.40	VALVE, ARM CONT (INNER-LOCKING)
10.164 KNOB, Windshield Washer and Wiper Control					
66	Y	3876459	1	3.45	KNOB
68-72	Y	1991064	1	4.10	KNOB, WIPER OVERRIDE SW (16.067)
68-77	Y	6270690	1	1.55	KNOB
80-82	Y	14034967	1		KNOB
10.166 BEZEL, Windshield Wiper Control					
78-79	Y	473226	1	3.30	BEZEL (STEEL)
79-82	Y	14016216	1	.96	BEZEL (PLASTIC)(PAINT TO MATCH)
10.185 HARNESS-MIRROR-STRIPE, Inside Rear View					
NOTE: WHEN INDIVIDUAL SERVICE MIRRORS ARE NOT LISTED, REFER TO THE ACCESSORY SECTION LOCATED IN THE FRONT OF THE CATALOG FOR THE COMPLETE MIRROR PACKAGES.					
NOTE 1: PAINT AS REQUIRED.					
81-82	Y	12016021	1	52.50	HARNESS, PWR O/S RR VIEW MIR
53-67	Y	3840784	1	28.25	MIRROR
58-62	Y	3783306	1	18.85	MIRROR
63-73	Y	911957	1	17.65	MIRROR, W/MAP LAMP
68-76	Y	345493	LH	28.25	MIRROR (CHROME)
74-75	Y	334772	RH	28.25	MIRROR
74-76	Y	899805	1	31.75	MIRROR, W/MAP LAMP
74-76	Y	911580	1	34.25	MIRROR
76-82	Y	911582	1	22.40	MIRROR (10" TILT)
77-79	Y	345493	LH	28.25	MIRROR (CHROME)
77-79	Y	461065	LH	52.00	MIRROR (REMOTE CONT) (NOTE 1)
77-78	Y	461066	RH	35.25	MIRROR (MANUAL-MATCHES 461065) (NOTE 1)
79-80	Y	461066	RH	35.25	MIRROR (MANUAL-MATCHES 461065) (NOTE 1)

DOORS-REGULATORS-WINDSHIELD-WIPER-WASHER

10.185 HARNESS-MIRROR-STRIPE, Inside Rear View (Con't)

79	Y W/SPORT (D68)	14011810	RH	56.75	MIRROR (REMOTE CONT) (BLACK) (NOTE 1)
79	Y W/SPORT REM (D68) (2ND DESIGN-1979)	14016042	RH	56.75	MIRROR (WHITE) (NOTE 1)
80	Y	461065	LH	52.00	MIRROR (REMOTE CONT) (NOTE 1)
80	Y	14011810	RH	56.75	MIRROR (BLACK)
80	Y	14016042	RH	56.75	MIRROR (REMOTE CONTROL) (WHITE)
81-82	Y (EXC SPORT MIR ELEC) (DG7)	461065	LH	52.00	MIRROR (WHITE)
81	Y (EXC SPORT MIR ELEC) (DG7)	14011810	RH	56.75	MIRROR (BLACK)
81-82	Y (EXC SPORT MIR ELEC) (DG7)	14016042	RH	56.75	MIRROR (REMOTE CONTROL) (WHITE)
81-82	Y W/SPORT MIR ELEC (DG7)	914567	LH	93.25	MIRROR (REMOTE CONTROL) (NOTE 1)
81-82	Y W/SPORT MIR ELEC (DG7)	914650	RH	97.75	MIRROR (REMOTE CONTROL) (NOTE 1)
78	Y W/ACCENT STRIPE, B2Z	473271	LH	7.70	STRIPE, ACNT (BLACK)
78	Y W/ACCENT STRIPE, B2Z	473272	RH	7.70	STRIPE, ACNT (BLACK)
82	Y07	14045955	LH	4.05	STRIPE, SPORT MIR
82	Y07	14045956	RH	4.05	STRIPE, SPORT MIR

10.186 BEZEL-BRACKET-BUSHING-CONTROL-ESCUTCHEON-GASKET-LENS-NUT-PLATE-RETAINER-SCREW-SHIM-SPRING-STRIKER-SWITCH, Rear View Mirror

81-82	Y W/SPORT MIR ELEC (DG7)	459502	1	2.35	BEZEL, PWR MIR CONT
63-67	Y	5946478	2	11.45	BRACKET, O/S MIRROR
68-79	Y	3922027	LH	1.65	BRACKET, O/S MIRROR
68-76	Y	3926378	1	7.20	BRACKET, HD LK AND INSIDE (BALL SOCKET)
68-76	Y37	3934906	1	7.45	BRACKET, I/S MIRROR
73-77	Y	334790	RH	6.65	BRACKET, O/S MIRROR
78	Y (EXC CUST MIRROR)	3922027	LH	1.65	BRACKET, O/S MIRROR
79	Y (EXC. SPORT REM-D68)	3922027	LH	1.65	BRACKET, O/S MIRROR
63-76	Y	565801	1	.23	BUSHING, STUD
81-82	Y W/SPORT MIR ELEC (DG7)	5936712	1	26.75	CONTROL, PWR MIRROR
77	Y	9874500	1	6.55	ESCUTCHEON, REMOTE CONT MIRROR
78-82	Y W/SPORT (D35)	471211	LH	6.05	ESCUTCHEON, O/S
82	Y (EXC DG7)	471211	LH	6.05	ESCUTCHEON, O/S REM CONT MIR
68-79	Y (EXC. SPORT-D35)	461133	LH	.50	GASKET, O/S
73-77	Y	334774	RH	1.15	GASKET, O/S MT
77-82	Y W/SPORT (D35)	461134	2	.97	GASKET, O/S
80	Y (EXC. SPORT-D68)	461133	LH	.50	GASKET, O/S
73-76	Y	5961836	1	2.60	LENS, MAP LIGHT
78-81	Y	3063100	2	.34	NUT, W/WASHER, O/S RR VIEW MIR
68-79	Y	6264396	2	No (10.527)	
78-82	Y W/SPORT (D35)	471296	LH	.47	PLATE, O/S ESCUT TAPPING
82	Y (EXC DG7)	471296	LH	.47	PLATE, O/S MIR ESCUT TAPPING
68-76	Y	3926379	1	.60	RETAINER, HEAD LOCK AND INSIDE BRKT
53-79	Y	3839808	1	.89	SCREW, O/S TO MT BRKT (SOCKET HEAD) (10-24 X 3/4)
63-76	Y	565842	1	.25	SCREW (OVAL HD. CR. RECESS) (NO. 10-32 X 9/16")
63-82	Y	3903176	1	.38	SCREW, OV HD C/R 8-32 X .75 2C)
68-76	Y37	3934997	1	.31	SHIM, BRACKET
81-82	Y W/SPORT MIR ELEC (DG7)	459503	1	.65	SPRING, PWR MIR CONT ESCUT
68-75	Y67	3934909	1	9.90	STRIKER, HEADER LK AND INSIDE
81-82	Y W/SPORT MIR ELEC (DG7)	14034368	1	19.65	SWITCH, PWR MIR

10.187 COVER-GROMMET-SUPPORT, Inside Rear View Mirror

NOTE 1: PAINT AS REQUIRED.

68-76	Y	333469	1	6.40	COVER, SUPT (NOTE 1)
70-72	Y	3966360	1	6.40	COVER, SUPT (NOTE 1)
73-76	Y	5965502	1	.53	GROMMET, MAP LAMP WIRE
58-62	Y	3747942	1	15.60	SUPPORT
74-82	Y	9831062	1	2.40	SUPPORT, I/S RR VIEW MIR

10.195 LENS-MIRROR, Sunshade Vanity Mirror

81	Y W/ILLUM VAN(D64)	5968904	1	3.10	LENS, S/S VAN MIR LP
79-82	Y	914121	1	68.50	MIRROR (BLACK) (PAINT TO MATCH)
81	Y	913399	1	68.50	MIRROR, VANITY (ILLUM VAN)
81	Y	5969856	1	13.05	MIRROR, VAN (MIRROR ONLY) (ILLUM)

10.203 SUNSHADE, Windshield Sunshade

NOTE 1: PAINT TO MATCH.

DOORS-REGULATORS-WINDSHIELD-WIPER-WASHER

10.203 SUNSHADE , Windshield Sunshade (Con't)

NOTE 2: 1ST DESIGN NOT USED WITH TELESCOPING LH SUNSHADE OR W/ILLUM VISOR VAN RH MIR.

NOTE 3: 1979 2ND DESIGN IS TELESCOPING.

NOTE 4: 1979 2ND DESIGN W/ILLUMINATED VISOR VANITY MIRROR.

67	Y67	3904901	LH	34.50	SUNSHADE (BLACK)
67	Y67	3904902	RH	29.50	SUNSHADE (BLACK)
76	Y	368461	2	33.00	SUNSHADE (BLACK) (NOTE 1)
76-78	Y	375915	2	33.00	SUNSHADE (BLACK) (NOTE 1)
79	Y (1ST DESIGN)	375915	2	33.00	SUNSHADE (BLACK) (NOTE 1,,,2)
79-81	Y (2ND DES-1979) (1ST DES-1981)	14007077	LH	33.00	SUNSHADE (BLACK) (MEASURES 11.9" BY 5.0") (NOTE 1,,,3)
79-81	Y (2ND DES-1979) (1ST DES-1981)	14011491	RH	33.00	SUNSHADE (BLACK) (MEASURES 11.7" BY 5.1") (NOTE 1,,,4)
81	Y(2ND DESIGN)	14042257	LH	33.00	SUNSHADE (BLACK) (MEASURES 12.7" X 5.2") (NOTE 1)
81	Y(2ND DESIGN)	14042258	RH	33.00	SUNSHADE (BLACK) (MEASURES 12.4" X 5.5") (NOTE 1)
82	Y	14042257	LH	33.00	SUNSHADE (BLACK) (MEASURES 12.7" X 5.2")
82	Y	14042258	RH	33.00	SUNSHADE (BLACK) (MEASURES 12.4" X 5.5")

10.219 CLIP-NUT -SPRING-SUPPORT, Sunshade

76-82	Y	9819141	2	1.85	CLIP, SUPT ROD
59-68	Y	3762562	4	.75	NUT (SPECIAL BARREL-NO. 4-40)
76-82	Y	9819142	2	.35	SPRING
63-67	Y	3830488	AR	1.65	SUPPORT, INR AND OTR
68	Y37	3952417	LH	2.35	SUPPORT, INR (1" OFFSET)
68	Y37	3952418	RH	2.55	SUPPORT, INR (1" OFFSET)
68	Y67 (2ND DESIGN)	3952417	LH	2.35	SUPPORT, INR (1" OFFSET)
68	Y67 (2ND DESIGN)	3952418	RH	2.55	SUPPORT, INR (1" OFFSET)
69-76	Y	3952961	LH	9.10	SUPPORT, INR
69-76	Y	3952962	RH	9.10	SUPPORT, INR
69-76	Y	3952963	LH	9.10	SUPPORT, OTR
69-76	Y	3952964	RH	9.10	SUPPORT, OTR

10.230 EXTENSION-EYELET-PANEL-REINFORCEMENT, Instrument Panel

NOTE 1: PAINT AS REQUIRED.

68-72	Y	3824485	AR	.36	EXTENSION, I/P PAD UPR AND LWR (12.840) (NOTE 1)
70-72	Y	3963166	RH	23.85	EXTENSION, LWR DASH
73-82	Y	331801	LH	20.00	EXTENSION, LWR DASH
73-82	Y	331802	RH	20.00	EXTENSION, LWR DASH
68-82	Y	3934285	6	.27	EYELET, LWR PAD
63-67	Y	3833172	RH	24.30	PANEL, CNSL TR (PLASTIC)
63-67	Y	3894579	1	70.00	PANEL (PLASTIC LAMINATE) (NOTE 1)
69-77	Y	333541	LH	44.00	PANEL, SI TR (NOTE 1)
69-77	Y	333542	RH	44.00	PANEL, SI TR (BLACK) (NOTE 1)
78	Y	468198	1	516.00	PANEL (DK BROWN)
78	Y	468199	1	516.00	PANEL (SAFFRON)
78-79	Y	14006944	1	516.00	PANEL (DK GREEN)
78-81	Y	14018862	1	516.00	PANEL (BLACK)
78-81	Y	14018864	1	516.00	PANEL (MID BLUE)
78-80	Y	14018866	1	516.00	PANEL (MED RED)
78-80	Y	14018868	1	516.00	PANEL (OYSTER WHITE)
78-80	Y	14018870	1	516.00	PANEL (DOESKIN)
78-82	Y	14045995	1	516.00	PANEL, INST(SLATE)
78	Y W/Z78	14004614	1	516.00	PANEL (SILVER MET)
80	Y	14015254	1	516.00	PANEL (DK CLARET)
81	Y	14023551	1	516.00	PANEL, INST(SILVER MET)
81	Y	14023553	1	516.00	PANEL (MED DOESKIN)
81	Y	14023554	1	516.00	PANEL, INST(MED RED)
81	Y	14023555	1	516.00	PANEL, INST(MED CINNABAR)
81	Y	14033734	1	516.00	PANEL, INST(SLATE)
81	Y	14033735	1	516.00	PANEL, INST (CHARCOAL)
81	Y	14033736	1	516.00	PANEL, INST (DK RED)
82	Y07	14045995	1		PANEL, INST(BEIGE MET)
82	Y87	14023553	1	516.00	PANEL (MED DOESKIN)
82	Y87	14033735	1	516.00	PANEL, INST (CHARCOAL)
82	Y87	14033736	1	516.00	PANEL, INST (DK RED)
82	Y87	14045995	1		PANEL, INST(DK BLUE)
82	Y87	14045995	1		PANEL, INST(SILVER GREEN)
70-77	Y	3974011	2	.55	REINFORCEMENT, DASH PNL UPR PAN

DOORS-REGULATORS-WINDSHIELD-WIPER-WASHER

10.240 BRACE-BRACKET-EMBLEM-NUT-REINFORCEMENT-SUPPORT, Floor Console

68-75	Y67 W/A.C.	3942731	1	2.30	BRACE, U/B TO DASH PNL
76-82	Y	362968	1	2.10	BRACKET, FRT CNSL SUPT TO U/B
78	Y W/Z78	473296	1	8.35	EMBLEM, U/B TUN TR PLT
81-82	Y	480133	4	.26	NUT, ANTI-THEFT DETERRENT CONT
68-76	Y	3918660	1	1.80	REINFORCEMENT, U/B TUN FRT CNSL (1/32" THICK)
68-75	Y67 W/A.C.	3942727	1	22.90	REINFORCEMENT, U/B TUN FRT (3/32" THICK)
77-82	Y	379972	1	1.80	REINFORCEMENT, U/B TUN CNSL CTR
68-76	Y	339174	1	1.45	SUPPORT, U/B TUN FRT CNSL TO U/B

10.252 MOLDING-PLATE-RETAINER-SCREW, Instrument Panel Trim

58-62	Y	3742557	1	13.35	MOLDING, LWR (CHROME)
63	Y	3823340	RH	9.45	PLATE, CTR CNSL LWR TR
78-82	Y	22511590	AR	.35	RETAINER, I/P (PUSH IN)
77-82	Y	1610000	AR	.33	SCREW (4.2-1.41X20 HEX HILO 12.00)

10.256 COVER-SCREEN, Instrument Panel Opening

68-76	Y (EXC. RADIO)	3928819	1	27.25	COVER
77-78	Y (EXC. RADIO)	6264789	1	2.65	COVER
80-82	Y W/UL5	6264789	1	2.65	COVER
60-62	Y	3771917	1	5.70	SCREEN, GRILLE
63-67	Y	3797352	1	18.40	SCREEN, GRILLE

10.260 COMPARTMENT-TRAY, Instrument Panel

NOTE 1: WHEN REPLACING 473235 WITH 468139, IT IS NECESSARY TO DRILL (16) 1/4" DIA. HOLES, USING OLD PART AS TEMPLATE.

78-82	Y	468139	1	7.55	COMPARTMENT (NOTE 1)
59-62	Y	3762209	1	47.25	TRAY (LAMINATED PLASTIC)

10.261 DOOR, Instrument Panel Compartment

63-67	Y	3874599	1	92.50	DOOR
78-82	Y	468138	1	9.45	DOOR, INR
78-82	Y	468143	1	57.25	DOOR, OTR(BLACK)(PAINT TO MATCH)

10.262 GROMMET-NUT-SCREW, Instrument Panel Compartment Door

63-67	Y	6280978	2	.31	GROMMET, CHECK ROD
63-67	Y	3831934	AR	.31	NUT (1/4-20)
63-65	Y	3725168	AR	.32	SCREW, HINGE, LOCK STRIKER (NO. 10-12 X 7/16")

10.266 CASE-CYLINDER, Instrument Panel Compartment Door Lock

NOTE 1: USED WITH I.D. LETTER "H" IMPRINTED ON PROD OVAL HD KEY

NOTE 2: USED WITH I.D. LETTER "K" IMPRINTED ON PROD OVAL HD KEY

56-62	Y	7652252	1	3.40	CASE, SEP
63-67	Y	1380873	1	2.55	CASE, SEAT SEP COMPT DR LK CYL CASE
68-82	Y	8869811	1	2.70	CASE (B&S 603446)
78-79	Y	14044471	1	3.10	CASE, I/P COMPT DR LK(B&S 607691)
56-57	Y	4566764	1	2.50	CYLINDER (UNCODED-LESS KEYS)
56-62	Y	4818080	1	2.50	CYLINDER, SEAT SEP COMPT LK (UNCODED)
63-66	Y	4566764	1	2.50	CYLINDER (UNCODED-LESS KEYS)
67	Y	7645831	1	3.05	CYLINDER, I/P DR LK (B&S 603390)
68	Y	7778996	1	2.65	CYLINDER, U/B STOR COMPT LK (UNCODED)
69-82	Y	3966578	1	3.05	CYLINDER, W/CASE U/B STOR COMPT LK
69-82	Y	8717639	1	2.70	CYLINDER, U/B STOR COMPT LK(UNCODED)(B&S 604116)
69-70	Y	8723333	1	4.45	CYLINDER (B&S 604149)
71	Y	7645831	1	3.05	CYLINDER, U/B STOR COMPT LK (B&S 603390)
72-75	Y	7778996	1	2.65	CYLINDER, U/B STOR COMPT LK (UNCODED)
73	Y	8723333	1	4.45	CYLINDER (B&S 604149)
74-76	Y	1154261	1	3.05	CYLINDER, U/B STOR COMPT LK (UNCODED) (B&S 607402)
75	Y	7645831	1	3.05	CYLINDER, I/P DR LK (B&S 603390)
75	Y	7645831	1	3.05	CYLINDER, U/B STORG COMPT LK (B&S 603390)
78	Y	495295	1	6.50	CYLINDER (UNCODED) (SNAP-IN)
78-82	Y	6259512	1	6.50	CYLINDER, U/B STOR COMPT(CODED)(B&S 605957)

DOORS-REGULATORS-WINDSHIELD-WIPER-WASHER

10.266		CASE-CYLINDER , Instrument Panel Compartment Door Lock (Con't)			
79	Y	9632733	1	6.50	CYLINDER (UNCODED) (B&S 590829) ...
80	Y	9632746	1	3.40	CYLINDER, I/P LOCK (UNCODED) (B&S 590729) ...
81	Y(1ST DESIGN)	492984	1	6.10	CYLINDER, I/P LOCK (UNCODED) (B&S 590735) (NOTE 1) ...
81	Y(2ND DESIGN)	495295	1	6.50	CYLINDER, I/P LOCK (UNCODED) (B&S 590823) (NOTE 2) ...
82	Y	495295	1	6.50	CYLINDER, I/P LOCK(UNCODED)(B&S 590823) ...

10.267		ESCUTCHEON-RETAINER, Instrument Panel Compartment Door Lock			
78-82	Y	3957093	1	.68	ESCUTCHEON, LK CYL(MED)(B & S 310016) ...
68-82	Y	3937912	AR	.31	RETAINER, U/B STOR COMPT LK ...

10.268		STRIKER, Instrument Panel Compartment Door			
63-67	Y	3841222	1	2.95	STRIKER ...
78-82	Y	468140	1	.68	STRIKER, DR LK ...

10.275		LENS-SCREW-SHIELD-SOCKET-SUPPORT-SWITCH, Instrument Panel Compartment Lamp			
68-76	Y	3880976	1	1.65	LENS, RR COMPT LP ...
74	Y	3917371	1	.54	SCREW, A/C AIR DIST DUCT CTR OTLT ..
78-82	Y	14001504	1	2.00	SHIELD, LP ...
58-62	Y	6293344	1	8.70	SOCKET, CTSY LP (1 3/8 O.L.) ...
68-77	Y	3935929	1	.50	SUPPORT, CTSY LP ...
68	Y	3952485	1	3.20	SWITCH, ST SEPARATOR COMPT ...
69-76	Y	3952485	1	3.20	SWITCH, RR STOR COMPT ...
78-82	Y	1254990	1	1.30	SWITCH, I/P COMPT LP ...

10.351 PANEL, Front Door

NOTE 1: WHEN INSTALLING ON 1963 & EARLY 1964 MODELS ALSO USE 3854681 REINFORCEMENT, 3854683 ROD, 3854687 GASKET, 5719143 HANDLE, 5714778 SHAFT, 5719092 WASHER.

NOTE 2: WHEN INSTALLING ON 1964 MODELS ALSO USE 3854682 REINFORCEMENT, 3854684 ROD, 3854687 GASKET, 5714778 SHAFT, 5719092 WASHER, 5719142 HANDLE.

NOTE 3: WHEN USED IN PLACE OF 461123-4 PRIME COAT TO ASSURE CORRECT TONE ON FINISH.

NOTE 4: WHEN USED IN PLACE OF 466661-2 PRIME COAT TO ASSURE CORRECT TONE ON FINISH.

63-67	Y67	3903557	LH	118.00	PANEL, (NOTE 1) ...
64-67	Y37	3854680	RH	118.00	PANEL, OTR (NOTE 2) ...
69-82	Y	461123	LH	120.00	PANEL, OTR (NOTE 3) ...
69-82	Y	14011829	LH	120.00	PANEL, OTR (NOTE 3) ...
69-82	Y	14011830	RH	120.00	PANEL, OTR (NOTE 3) ...
69-77	Y	14019979	LH	344.00	PANEL ...
69-76	Y37	461122	RH	344.00	PANEL ...
70-75	Y67	362903	LH	342.00	PANEL ...
70-75	Y67	362904	RH	342.00	PANEL ...
77	Y	461122	RH	344.00	PANEL ...
78-82	Y	14019979	LH	344.00	PANEL, SI DR (NOTE 4) ...
78-82	Y	14030166	RH	344.00	PANEL, SI DR (NOTE 4) ...

10.352 PROTECTOR, Door Edge

74-82	Y	9785740	LH	.61	PROTECTOR ...
-------	---	---------	----	-----	---------------

10.355 COVER-DIVERter-GASKET-LINER , Door Inner Panel

NOTE 1: 2ND DESIGN DIFF. BETWEEN MT HOLES IS 2.38, FOR 1ST DESIGN DIFF. IS 2.08.

68-77	Y	3922279	LH	4.85	COVER, INR SI ...
68-77	Y	3922280	RH	4.85	COVER, INR SI ...
78-82	Y	471943	LH	4.85	COVER, INR SI ...
78-82	Y	471944	RH	4.85	COVER, INR SI ...
74-77	Y	342296	RH	5.15	DIVERter, BODY LK PLR WAT ...
74-79	Y (1ST DESIGN-1979)	342295	LH	5.10	DIVERter, BODY LK PLR WAT (2.08 MT HOLES) (NOTE 1) ...
78-79	Y (1ST DESIGN-1979)	471964	RH	5.10	DIVERter, BODY LK PLR WAT (2.08 MT HOLES) (NOTE 1) ...
79-82	Y (2ND DESIGN-1979)	14007079	LH	5.15	DIVERter, BODY LK PLR WAT (2.38 MT HOLES) (NOTE 1) ...
79-82	Y (2ND DESIGN-1979)	14007080	RH	5.15	DIVERter, BODY LK PLR WAT (2.38 MT HOLES) (NOTE 1) ...
68-77	Y	3947947	LH	3.10	GASKET, INR PNL ...
68-77	Y	3947948	RH	3.10	GASKET, INR PNL ...
78-82	Y	473207	LH	2.20	GASKET, INR PNL ...
78-82	Y	473208	RH	2.20	GASKET, INR PNL ...
68-77	Y	3912971	LH	8.00	LINER (WATERPROOF) ...
68-77	Y	3912972	RH	7.50	LINER (WATERPROOF) ...

DOORS-REGULATORS-WINDSHIELD-WIPER-WASHER

10.450 COVER-GASKET-HINGE-SHIM, Front Door Upper Hinge

68-82	Y	3919667	LH	.47	COVER, UPR
68-82	Y	3919668	RH	.47	COVER, UPR
68-82	Y	3934836	2	1.25	GASKET, UPR CVR
63-67	Y	3797171	4	42.00	HINGE
68-82	Y	327627	LH	24.50	HINGE, UPR
68-82	Y	327628	RH	24.50	HINGE, UPR
68-82	Y	3977701	LH	12.70	HINGE, LWR
68-82	Y	3977702	RH	12.70	HINGE, LWR
63-67	Y	3833099	AR	.38	SHIM
68-82	Y	3915706	AR	.40	SHIM

10.464 BUSHING , Door Hinge

56-82	Y	9721917	AR	.32	BUSHING (THIN)
80-82	Y	9716926	AR	.32	BUSHING (THICK)

10.466 PIN, Front & Rear Door Hinge

73-82	Y	6271989	AR	.87	PIN, BSHG
-------	---	---------	----	-----	-----------

10.470 LOCK-SEAL-SHIELD, Front Door

63-66	Y	9705191	LH	51.25	LOCK
67	Y	9709406	RH	51.25	LOCK
67	Y	9709407	LH	51.25	LOCK
68	Y	9716351	LH	51.25	LOCK
69-77	Y	9718280	RH	41.75	LOCK
69-77	Y	9718281	LH	41.75	LOCK
78-82	Y	20067166	RH	41.25	LOCK
78-82	Y	20067167	LH	41.25	LOCK
69-82	Y	3966779	LH	.70	SEAL, SHIELD
69-82	Y	3966780	RH	.70	SEAL, SHIELD
69-82	Y	3966773	LH	5.30	SHIELD
69-82	Y	3966774	RH	5.10	SHIELD

10.474 CLIP-NUT-SCREW, Door Lock

75-82	Y	5712678	AR	.46	CLIP, SI DR LK LVR
76-79	Y	1734573	2	.30	NUT, ELEC LK SW TO HARN
73-79	Y	1708768	AR	.47	SCREW, FRT RF CTR LK (M6.3-1.81 X 15.00)

10.485 ACTUATOR-BRACKET-CONTACT-HARNESS-REINFORCEMENT-SWITCH, Door Electric and Vacuum Locks

NOTE 1: COURTESY LAMP TIMER MOUNTED BEHIND THE INSTRUMENT PANEL AND LEFT OF THE STEERING COLUMN.

NOTE 2: COURTESY LAMP TIMER MOUNTED BEHIND THE INSTRUMENT PANEL AND RIGHT OF THE GLOVE BOX.

78-82	Y	22020256	AR	N.L.	ACTUATOR
78-81	Y	4999711	AR	1.08	BRACKET, ACTUATOR
77-82	Y	20351245	LH	9.80	CONTACT, LK CYL ANTI-THEFT
81-82	Y	20351244	RH	9.80	CONTACT, LK CYL ANTI-THEFT
78	Y	12005426	1	53.25	HARNESS, PWR DR LK OTR
78	Y (1ST DESIGN)	12005386	1	52.75	HARNESS, JUMPER (NOTE 1)
78	Y (2ND DESIGN)	12005555	1	52.75	HARNESS, INR (NOTE 2)
78	Y W/ELEC AUTO DR LK	12005385	LH	35.25	HARNESS, ELEC DR LK SW W/MOTOR
79	Y	12005531	RH	49.00	HARNESS
79	Y	12005532	LH	49.00	HARNESS
80-82	Y	12005837	LH	49.00	HARNESS, PWR DR LK & PWR WDO
80-82	Y	12005838	RH	49.00	HARNESS, PWR DR LK & PWR WDO
80-81	Y	20043207	2	.66	REINFORCEMENT, PWR DR LK CONT SW
82	Y	20043207	2	.66	REINFORCEMENT, SI WDO SW
78-82	Y	20086382	2	25.25	SWITCH

10.500 CONTROL-SHIELD, Door Lock Remote Control

63-67	Y	3880169	LH	6.50	CONTROL
68-77	Y	3966719	LH	21.90	CONTROL
68-77	Y	3966720	RH	21.90	CONTROL
60-62	Y	3768022	2	.36	SHIELD, CONT
64-67	Y	3768022	2	.36	SHIELD, CONT

10.506 CLIP-INSULATOR -LEVER, Door Lock

80-82	Y	3962782	AR	.40	CLIP, SPECIAL
78-80	Y	14007449	6	.50	INSULATOR (16.157)
78-82	Y	471955	LH	2.75	LEVER, REM
78-82	Y	471956	RH	2.75	LEVER, REM

10.512 HANDLE -KNOB-SPRING, Door Lock Inside

56-62	Y	4664251	2	3.65	HANDLE (10.559)
-------	---	---------	---	------	-----------------

DOORS-REGULATORS-WINDSHIELD-WIPER-WASHER

10.512		HANDLE -KNOB-SPRING, Door Lock Inside (Con't)		
63-67	Y	3863680	2	4.45 HANDLE (10.559)
68-77	Y	3962693	LH	8.20 HANDLE
68-77	Y	3962694	RH	8.20 HANDLE
78-82	Y	1747336	RH	14.50 HANDLE
78-82	Y	1747337	LH	14.50 HANDLE
53-74	Y	3846934	2	5.75 KNOB, DR LK HDL
77	Y	3846934	2	5.75 KNOB, ST ADJ LVR
77	Y (EXC A.C.)	3846934	2	5.75 KNOB, AIR VENT CONT
56-63	Y	4168122	AR	.32 SPRING, RET
67-77	Y	4168122	AR	.32 SPRING, RET (STEEL SNAP ON TYPE)

10.515		ESCUTCHEON -KNOB-PLATE, Door Lock Inside Handle Escutcheon(Trim Protector)		
78-80	Y	473243	LH	4.30 ESCUTCHEON (MED RED)
78-80	Y	473244	RH	4.30 ESCUTCHEON (MED RED)
78	Y	473245	LH	4.30 ESCUTCHEON (SAFFRON)
78	Y	473246	RH	4.30 ESCUTCHEON (SAFFRON)
78-80	Y	473247	LH	4.30 ESCUTCHEON (DOESKIN)
78-80	Y	473248	RH	4.30 ESCUTCHEON (DOESKIN)
78-81	Y	473249	LH	4.30 ESCUTCHEON (MIDNIGHT BLUE)
78-81	Y	473250	RH	4.30 ESCUTCHEON (MIDNIGHT BLUE)
78	Y	473251	LH	4.30 ESCUTCHEON (DK BROWN)
78	Y	473252	RH	4.30 ESCUTCHEON (DK BROWN)
78-80	Y	473253	LH	4.30 ESCUTCHEON (OYSTER WHITE)
78-80	Y	473254	RH	4.30 ESCUTCHEON (OYSTER WHITE)
78-81	Y	9738256	RH	4.30 ESCUTCHEON (BRITE)
78-81	Y	9738257	LH	4.30 ESCUTCHEON (BRITE)
78	Y W/Z78	14004601	LH	4.30 ESCUTCHEON (SILVER MET)
78	Y W/Z78	14004602	RH	4.30 ESCUTCHEON (SILVER MET)
79	Y	14006933	LH	4.30 ESCUTCHEON (DK GREEN)
79	Y	14006934	RH	4.30 ESCUTCHEON (DK GREEN)
80-81	Y	9738254	RH	3.50 ESCUTCHEON (BLACK)
80-81	Y	14028431	LH	4.30 ESCUTCHEON (DK CLARET)
80-81	Y	14028432	RH	4.30 ESCUTCHEON (DK CLARET)
81	Y	14028459	LH	4.30 ESCUTCHEON (SILVER MET)
81	Y	14028460	RH	4.30 ESCUTCHEON (SILVER MET)
81	Y	14028465	LH	4.30 ESCUTCHEON (MED RED-751)
81	Y	14028466	RH	4.30 ESCUTCHEON (MED RED-751)
81	Y	14028467	LH	4.30 ESCUTCHEON (MED CINNABAR-671)
81	Y	14028468	RH	4.30 ESCUTCHEON (MED CINNABAR-671)
81-82	Y87	14028463	LH	4.30 ESCUTCHEON (MED DOESKIN)
81-82	Y87	14028464	RH	4.30 ESCUTCHEON (MED DOESKIN)
81-82	Y87	14041115	LH	4.30 ESCUTCHEON, SI DR INS LK HDNL (SLATE)
81-82	Y87	14041116	RH	4.30 ESCUTCHEON, SI DR INS LK HDNL (SLATE)
81-82	Y87	14041117	LH	4.30 ESCUTCHEON, SI DR INS LK HDNL (CHARCOAL)
81-82	Y87	14041118	RH	4.30 ESCUTCHEON, SI DR INS LK HDNL (CHARCOAL)
81-82	Y87	14041119	LH	4.30 ESCUTCHEON, SI DR INS LK HDNL (DK RED)
81-82	Y87	14041120	RH	4.30 ESCUTCHEON, SI DR INS LK HDNL (DK RED)
82	Y07	14042181	LH	4.30 ESCUTCHEON, SI DR INS LK HDL(BEIGE MET)
82	Y07	14042182	RH	4.30 ESCUTCHEON, SI DR INS LK HDL(BEIGE MET)
82	Y87	14042177	LH	4.30 ESCUTCHEON, SI DR INS LK HDL(DK BLUE)
82	Y87	14042178	RH	4.30 ESCUTCHEON, SI DR INS LK HDL(DK BLUE)
82	Y87	14042179	LH	4.30 ESCUTCHEON, SI DR INS LK HDL(SILVER GREEN)
82	Y87	14042180	RH	4.30 ESCUTCHEON, SI DR INS LK HDL(SILVER GREEN)
78-82	Y	9813799	2	1.05 KNOB, F/D LK ROD(10.559)
56-78	Y (EXC ELEC. WDO.)	4506696	AR	.35 PLATE, WDO REG HDL
65-77	Y	3863687	2	.30 PLATE, BRG

10.527		HANDLE-NUT, Door Outside Handle		
56-62	Y	4156542	RH	17.15 HANDLE
56-62	Y	4156543	LH	17.15 HANDLE
63-64	Y	9702886	RH	11.95 HANDLE
63-64	Y	9702887	LH	11.95 HANDLE

DOORS-REGULATORS-WINDSHIELD-WIPER-WASHER

10.527 HANDLE-NUT, Door Outside Handle (Con't)

65-67	Y	5719142	RH	11.95	HANDLE
65-67	Y	5719143	LH	11.95	HANDLE
69-79	Y	14011819	LH	31.00	HANDLE
69-79	Y	14011820	RH	31.00	HANDLE
80-82	Y	14011819	LH	31.00	HANDLE
80-82	Y	14011820	RH	31.00	HANDLE
61-79	Y	3063100	2	.34	NUT, W/WASHER

10.529 BUTTON-HOUSING-RETAINER-RING-SEAL-SPRING-WASHER, Door Outside Handle

NOTE 1: USED W/5719142-3 DOOR HANDLES.

63-66	Y (2ND DESIGN)	9632427	2	4.75	BUTTON, W/SHAFT
67	Y	9632427	2	4.75	BUTTON, W/SHAFT
68	Y	3932834	RH	35.25	HOUSING, REL HDL
68	Y	9716404	RH	13.35	HOUSING, LK CYL
68	Y	9716405	LH	21.00	HOUSING, LK CYL
68	Y	9716298	2	3.50	RETAINER, LK CYL
56-67	Y	4156548	AR	.48	RING, PUSH BUTTON, FRT AND RR
68-69	Y	3918560	2	.35	SEAL, O/S REL HDL HSG
63-73	Y	20212750	AR	.53	SPRING, PUSH BUTTON, FRT AND RR DR
68-77	Y	3942702	1	.46	SPRING, LK REMOTE CONT HDL
68-77	Y	3942721	LH	.50	SPRING, INR HDL RET
68-77	Y	3942722	RH	.50	SPRING, INR HDL RET
63-64	Y	5719092	AR	.40	WASHER, STUD
65-67	Y	5719092	AR	.40	WASHER, FRT AND RR PUSH BUTTON STOP (NOTE 1)
68	Y	9716296	2	2.10	WASHER, LK CYL AND PUSH BUTTON

10.537 BEZEL-ESCUTCHEON-GASKET KIT, Door Outside Handle

68	Y	9716320	2	5.65	BEZEL, LK CYL AND PUSH BUTTON
56-67	Y	3897449	2	2.40	ESCUTCHEON,
65-66	Y	1154551	AR	.54	GASKET KIT

10.550 CYLINDER KIT-GASKET-KEY, Door Outside Lock

NOTE 1: ANTI-THEFT SWITCH MOUNTED IN DOOR (2ND DESIGN).

NOTE 2: ANTI-THEFT SWITCH MOUNTED IN FENDER (1ST DESIGN).

NOTE 3: USED WITH I.D. LETTER "H" IMPRINTED ON PROD OVAL HD KEY.

NOTE 4: USED WITH I.D. LETTER "K" IMPRINTED ON PROD OVAL HD KEY.

56-66	Y	3987265	2	10.30	CYLINDER KIT
67	Y	1154618	AR	6.50	CYLINDER KIT (UNCODED) (B&S 603434)
68	Y	3936223	2	7.05	CYLINDER KIT (UNCODED)
69	Y	1154618	2	6.50	CYLINDER KIT (UNCODED)
70	Y	3981843	2	3.75	CYLINDER KIT (UNCODED)
71	Y	1154618	AR	6.50	CYLINDER KIT (UNCODED) (B&S 603434)
72	Y	1154618	2	6.50	CYLINDER KIT (UNCODED) (B&S 603968)
73	Y	714357	AR	9.15	CYLINDER KIT (CODED) (B&S 605526)
73	Y	1154618	2	6.50	CYLINDER KIT (UNCODED) (B&S 604273)
74	Y	9632761	1	6.50	CYLINDER KIT (UNCODED) (B&S 606048)
75	Y	9632769	1	6.05	CYLINDER KIT (UNCODED) (B&S 606693)
76	Y	9632738	2	6.55	CYLINDER KIT (UNCODED) (B&S 607344)
77	Y	1155500	2	4.65	CYLINDER KIT (UNCODED) (B&S 607676)
77	Y	9632751	LH	4.85	CYLINDER KIT (B&S 607678) (NOTE 1)
78	Y	9632755	LH	4.40	CYLINDER KIT (UNCODED)
78	Y	9632761	RH	6.50	CYLINDER KIT (UNCODED)
79	Y	9632728	LH	6.50	CYLINDER KIT (UNCODED) (B&S 606695)
79	Y	9632769	RH	6.05	CYLINDER KIT (UNCODED) (B&S 606693)
80	Y	9632738	RH	6.55	CYLINDER KIT (UNCODED) (B&S 607344)
80	Y	9632741	LH	6.55	CYLINDER KIT (UNCODED) (B&S 607347)
80	Y	9632783	LH	6.40	CYLINDER KIT (UNCODED)
81	Y	1155500	RH	4.65	CYLINDER KIT (UNCODED) (B&S 608176)
81-82	Y	14053397	2	4.10	CYLINDER KIT (UNCODED) (B&S 609022)
81	Y	20495084	2	4.10	CYLINDER KIT (UNCODED) (B&S 608725)
76-82	Y	4587931	AR	.50	GASKET, SI DR LK CYL (12.247)
67	Y	1154610	AR	.64	KEY, BLANK (OCTAGON HD) (2.187)
67	Y	7033455	AR	.35	KEY, BLANK (ROUND HD) (2.187)
68	Y	7034680	AR	.35	KEY, BLANK (HEXAGON HD) (2.187)
68	Y	7034702	AR	.35	KEY, BLANK (ROUND HD) (2.187)
69	Y	1154607	AR	.64	KEY, BLANK (OVAL HD) (2.187)
70	Y	1154608	AR	.64	KEY, BLANK (SQ HD) (2.187)
70	Y	1154609	AR	.64	KEY, BLANK (OVAL HD) (2.187)
71	Y	1154610	AR	.64	KEY (SQ HD) (UNCODED) (2.187)
71	Y	1154611	AR	.64	KEY (OVAL HD) (UNCODED) (2.187)

DOORS-REGULATORS-WINDSHIELD-WIPER-WASHER

10.550 CYLINDER KIT-GASKET-KEY, Door Outside Lock (Con't)

72	Y	7024229	AR	.64	KEY (SQ HD) (UNCODED) (2.187)
72	Y	7024235	AR	.64	KEY (OVAL HD) (UNCODED) (2.187)
73	Y	1154607	AR	.64	KEY, BLANK (OVAL HD) (2.187)

10.551 PAWL-RETAINER, Door Outside Lock Cylinder

NOTE 1: ANTI-THEFT SWITCH MOUNTED IN DOOR.

NOTE 2: ANTI-THEFT SWITCH MOUNTED IN FENDER.

67	Y	3912406	2	.57	PAWL
69-80	Y	3961314	RH	.86	PAWL (B&S 320442)
69-77	Y (1ST DESIGN 1977)	3961313	LH	.86	PAWL (B&S 320443) (NOTE 2)
77-82	Y (2ND DESIGN 1977)	475925	LH	.64	PAWL (B&S 320895) (NOTE 1)
78	Y	7040173	RH	1.15	PAWL (B&S 320723)
78	Y	7040174	LH	1.15	PAWL (B&S 320724)
81-82	Y	14048376	RH	.64	PAWL (B&S 320894)
67	Y	4755272	2	.90	RETAINER, LK CYL
70-81	Y	9728247	2	1.10	RETAINER, ANTI-THEFT SW

10.552 CAP-HOUSING, Door Outside Lock Cylinder

72-82	Y	230018	1	.82	CAP, O/S LK CASE (B&S 320395)
72	Y	3924150	1	1.20	HOUSING, LK CYL

10.553 RETAINER-SPRING-TUMBLER, Door Lock Cylinder

NOTE 1: SLIDE BAR TYPE (KIT CONTAINS 100 PCS.).

NOTE 2: SNAP IN TYPE (KIT CONTAINS 100 PCS.).

NOTE 3: SNAP IN TYPE.

53-82	Y	601261	1	1.25	RETAINER, TUMBLER SPR(BAR TYPE)(B&S 49921)
73-78	Y	347120	AR	3.35	RETAINER (B&S 590876) (NOTE 3)
77-81	Y	6259314	AR	7.10	RETAINER (B&S 590766) (NOTE 3)
78	Y	347121	AR	3.35	RETAINER, SPR(B&S 590875) (NOTE 3)
81	Y	347120	AR	3.35	RETAINER (B&S 590876) (NOTE 3)
82	Y	347121	AR	3.35	RETAINER, SPR(B&S 590875) (NOTE 3)
53-82	Y	3901067	AR	2.50	SPRING, TUMBLER(B&S 590080) (NOTE 1)
73-82	Y	6259315	AR	2.60	SPRING, TUMBLER(B&S 590767) (NOTE 3)
53-82	Y	3901061	AR	5.65	TUMBLER, #1(B&S 590081) (NOTE 1)
53-82	Y	3901062	AR	5.65	TUMBLER, #2(B&S 590082) (NOTE 1)
53-82	Y	3901063	AR	5.65	TUMBLER, #3(B&S 590083) (NOTE 1)
53-82	Y	3901064	AR	5.65	TUMBLER, #4(B&S 590084) (NOTE 1)
53-82	Y	3901065	AR	5.65	TUMBLER, #5(B&S 590085) (NOTE 1)
73-82	Y	6259309	AR	8.80	TUMBLER, #1(B&S 590761) (NOTE 2)
73-82	Y	6259310	AR	8.80	TUMBLER, #2(B&S 590762) (NOTE 2)
73-82	Y	6259311	AR	8.80	TUMBLER, #3(B&S 590763) (NOTE 2)
73-82	Y	6259312	AR	8.80	TUMBLER, #4(B&S 590764) (NOTE 2)
73-82	Y	6259313	AR	9.85	TUMBLER, #5(B&S 590765) (NOTE 2)

10.559 HANDLE-KNOB-ROD, Door Inside Locking Rod

56-62	Y	4664251	2	3.65	HANDLE
63-67	Y	3863680	2	4.45	HANDLE
67-77	Y	3915649	2	2.60	KNOB
68-77	Y	3912984	2	1.50	ROD, REMOTE CONT

10.563 ROD, Front or Rear Door Inside Locking

63-67	Y	3797398	2	.95	ROD, TO LK (16 7/16")
64-67	Y	3899302	RH	.82	ROD, LK CYL (O.L. 3 23/64")
68-77	Y	3912989	2	5.40	ROD, LK CONT
68-77	Y	3940569	2	5.40	ROD, REM UPR
69-77	Y	3940599	2	5.40	ROD, REM LWR
69-82	Y	9720872	RH	2.60	ROD, O/S HDL
69-82	Y	9720873	LH	2.60	ROD, O/S HDL
78-82	Y	471969	LH	1.60	ROD, REM UPR
78-82	Y	471970	RH	1.60	ROD, REM UPR
78-82	Y	471975	LH	.85	ROD, REM LWR
78-82	Y	471976	RH	.85	ROD, REM LWR
78-82	Y	471981	RH	1.60	ROD, REM CONT
78-82	Y	471982	LH	1.60	ROD, REM CONT
78-82	Y W/ELEC. DR. LK.	472737	LH	4.40	ROD, ACTR
78-82	Y W/ELEC. DR. LK.	472738	RH	4.40	ROD, ACTR

10.565 CLIP-GROMMET-PIN, Door Inside Locking Rod

63-82	Y	2294788	AR	.36	CLIP, LK CONT ROD
69-81	Y	7762203	AR	.31	CLIP, O/S HDL ROD
78	Y	3998009	AR	.53	CLIP, INR HDL

DOORS-REGULATORS-WINDSHIELD-WIPER-WASHER

10.565 CLIP-GROMMET-PIN, Door Inside Locking Rod (Con't)

68-77	Y	3945238	4	.33	GROMMET, DR LK ROD ANTI-RATTLE, DR LK REM CONT ROD
69-81	Y	9719381	2	1.40	PIN, O/S HDL ROD ADJ

10.569 BRACKET-PROTECTOR-STRIKER, Door Lock

70-75	Y67	3966687	LH	5.95	BRACKET, LK PIN HSG
70-75	Y67	3966688	RH	5.95	BRACKET, LK PIN HSG
81	Y	14042286	2	.28	PROTECTOR, SI DR LK STKR
56-61	Y	4664964	2	10.55	STRIKER, LEFT, FRT AND RR
68-82	Y	20151275	AR	4.10	STRIKER,

10.571 PLATE-WASHER, Door Lock

56-62	Y	4649282	AR	.32	PLATE, ADJ LWR, FRT AND RR
68-74	Y67	4413734	2	1.60	PLATE, STRIKER ANCHOR
75-82	Y	4413734	2	1.60	PLATE, STRIKER ANCHOR
79-82	Y	3876340	1	.41	WASHER (0.002)
82	Y	1260895	2	.31	WASHER (M13 X 45 X 1.5)(1.274)

10.584 HOUSING-PIN-SEAL, Front Door Wedge

70-75	Y67	3977877	2	36.50	HOUSING, LK PIN
70-75	Y67	3977875	LH	26.75	PIN, LK
70-75	Y67	3977876	RH	26.75	PIN, LK
70-75	Y67	3966557	2	1.25	SEAL, LK PIN

10.587 BUMPER-PAD-PLUG, Door

58-62	Y	4573914	2	.55	BUMPER, BODY LK
68-78	Y W/ELEC. WDO.	3936359	2	.25	PAD, ACCESS HOLE CVR
80-81	Y	4771203	2	.30	PLUG, FRT BODY HGE PLR CDT HOLE

10.650 VENTILATOR, Door (Less Glass)

63-67	Y37	3843923	LH	126.00	VENTILATOR
63-67	Y37	3843924	RH	126.00	VENTILATOR

10.652 WEATHERSTRIP, Door Ventilator

63-67	Y37	3824641	LH	17.25	WEATHERSTRIP, RR
63-67	Y37	3824642	RH	17.25	WEATHERSTRIP, RR
63-67	Y37	3841623	LH	17.30	WEATHERSTRIP, FRT
63-67	Y37	3841624	RH	17.30	WEATHERSTRIP, FRT

10.655 CHANNEL-MOLDING-SASH, Door Ventilator Glass (With Tee Shaft)

63-67	Y37	3824745	LH	12.00	CHANNEL, VENT DIVISION
63-67	Y37	3824746	RH	12.00	CHANNEL, VENT DIVISION
63-67	Y67	3823312	RH	12.00	CHANNEL, VENT DIVISION
63-67	Y	3824723	LH	10.60	MOLDING, VENT DIV CHANNEL INSIDE
63-67	Y	3824724	RH	10.60	MOLDING, VENT DIV CHANNEL INSIDE
63-67	Y	3824726	RH	9.25	MOLDING, VENT DIV CHANNEL OUTSIDE
63-67	Y37	3829901	LH	33.50	SASH
63-67	Y37	3829902	RH	33.50	SASH
63-67	Y67	3829903	LH	40.75	SASH

10.661 PLUG-REGULATOR, Door Ventilator

76-78	Y	3756953	2	.25	PLUG, DR PNL(0.854)
63-64	Y37	3824605	LH	23.00	REGULATOR
63-64	Y37	3824606	RH	23.00	REGULATOR
63-64	Y67	9704600	RH	23.00	REGULATOR
63-64	Y67	9704601	LH	23.00	REGULATOR
65-67	Y	9704600	RH	23.00	REGULATOR
65-67	Y	9704601	LH	23.00	REGULATOR

10.664 KNOB, Front Door Vent Regulator

53-55	Y	4155046	2	4.30	KNOB, CATCH
67	Y	7680651	2	8.15	KNOB (BLACK)

10.669 RIVET, Door Ventilator

63-65	Y37	9704875	2	.30	RIVET, PIVOT HINGE
-------	-----	---------	---	-----	--------------------

10.681 GLASS, Front Door Window

NOTE 1: HAS 5 LOWER ATTACHING HOLES.

63-67	Y37	3863866	RH	75.75	GLASS (TINTED)
69-74	Y37 (2ND DESIGN)	14011805	LH	101.00	GLASS (TINTED) (NOTE 1)
69-74	Y37 (2ND DESIGN)	14011806	RH	101.00	GLASS (TINTED) (NOTE 1)
69	Y67 (2ND DESIGN)	347999	LH	103.00	GLASS (TINTED) (NOTE 1)
69	Y67 (2ND DESIGN)	348000	RH	103.00	GLASS (TINTED) (NOTE 1)
70-75	Y67	347999	LH	103.00	GLASS (TINTED) (NOTE 1)
70-75	Y67	348000	RH	103.00	GLASS (TINTED) (NOTE 1)

DOORS-REGULATORS-WINDSHIELD-WIPER-WASHER

10.681 GLASS, Front Door Window (Con't)

75-78	Y	14011805	LH	101.00	GLASS (TINTED) (NOTE 1)
75-78	Y	14011806	RH	101.00	GLASS (TINTED) (NOTE 1)
79-82	Y (EXC A26)	14011805	LH	101.00	GLASS (TINTED)
79-82	Y (EXC A26)	14011806	RH	101.00	GLASS (TINTED)
79-80	Y W/A26 EXPORT (UNITED KINGDOM)	14018837	LH		GLASS,
79-80	Y W/A26 EXPORT (UNITED KINGDOM)	14018838	RH		GLASS,

10.685 CHANNEL-FASTENER-FILLER-NUT-SASH -WASHER, Front Door Window

NOTE: WHEN NECESSARY, USE OLD SASH CHANNEL AS GUIDE AND CUT NEW CHANNEL AS REQUIRED.

69-82	Y (2ND DESIGN-1969)	3953070	2	3.80	CHANNEL, WDO, LIFT (LENGTH 25 5/8")
68-82	Y	7698789	8	1.40	FASTENER, GLS
54-82	Y	370389	AR	.23	FILLER, GLASS CHANNEL(.032 THK,125" ROLL)
54-82	Y	370390	AR	.28	FILLER, GLASS CHANNEL(.047 THK,100" ROLL)
78-82	Y	4491088	2	.33	NUT, WDO GDE ROLLER (10.792)
63-67	Y37 (2ND DESIGN)	3840589	LH	18.50	SASH (GUSSET W/O SLTD. HOLES)
63-67	Y67	3833298	RH	42.25	SASH
78-82	Y	4491086	2	.46	WASHER, WDO GLS ROLLER (10.792)
78-82	Y	7734899	AR	.33	WASHER, LIFT CHAN OR GDE ROLLER

10.687 CAM, Front Door Window Lower Sash Channel

NOTE: ALSO REFER TO GROUP 10.685 FOR SASH CHANNEL (WITH CAM).

69	Y (2ND DESIGN)	3953083	LH	7.60	CAM, WDO GLS RR GDE (W/O STRAP)
69	Y (2ND DESIGN)	3953084	RH	7.60	CAM, WDO GLS RR GDE (W/O STRAP)
70-82	Y	3953083	LH	7.60	CAM, WDO GLS RR GDE (W/O STRAP)
70-82	Y	3953084	RH	7.60	CAM, WDO GLS RR GDE (W/O STRAP)
76-82	Y	3932931	LH	7.20	CAM, WDO GLS FRT GDE
76-82	Y	3932932	RH	8.25	CAM, WDO GLS FRT GDE

10.694 PLUG-WASHER-WEATHERSTRIP, Door Weatherstrip

NOTE 1: CUT TO REQUIRED LENGTH.

NOTE 2: WHITE IDENT. STRIPE.

NOTE 3: GREEN IDENT. STRIPE.

NOTE 4: RED IDENT. STRIPE.

58-62	Y	318310.6	4770719	AR	.33	PLUG, W/STR ATTACH CLIP HOLE
69-73	Y	318310.6	4770719	AR	.33	PLUG, DR W/STR ATTACH HOLE
70-72	Y		3922439	4	.46	WASHER, W/S SI W/STR SCREW-(12.840)
53-57	Y		3814213	AR	16.05	WEATHERSTRIP (ON DRS)-(13.352) (NOTE 1)
56-59	Y (1ST DESIGN)		3736269	LH	17.30	WEATHERSTRIP, ON DR (UNSEALED RUBBER, 104 LG. W/TWINE CORE)
56-59	Y (1ST DESIGN)		3736270	RH	17.30	WEATHERSTRIP, ON DR (UNSEALED RUBBER, 104 LG. W/TWINE CORE)
63-67	Y		3829301	LH	2.10	WEATHERSTRIP, SI DR AUX
63-67	Y		3829302	RH	2.10	WEATHERSTRIP, SI DR AUX
63-67	Y37		3829883	LH	61.25	WEATHERSTRIP, ON DR
63-67	Y37		3829884	RH	61.25	WEATHERSTRIP, ON DR
63-67	Y37		3832113	LH	25.00	WEATHERSTRIP, DR OPG OTR FRT REINF
63-67	Y37		3832114	RH	25.00	WEATHERSTRIP, DR OPG OTR FRT REINF
63-67	Y67		3826949	LH	52.25	WEATHERSTRIP, ON DR
63-67	Y67		3826950	RH	52.25	WEATHERSTRIP, ON DR
63-64	Y67		3829883	LH	61.25	WEATHERSTRIP, ON DR
63-67	Y67		3899383	LH	53.50	WEATHERSTRIP, BODY HINGE PLR
63-67	Y67		3899384	RH	53.50	WEATHERSTRIP, BODY HINGE PLR
68	Y		3913045	LH	58.75	WEATHERSTRIP, FRT
68	Y		3913046	RH	58.75	WEATHERSTRIP, FRT
68-71	Y		3938145	LH	5.80	WEATHERSTRIP, W/S LWR OTR FRAME TO FRT FDR UPR BOND STRIP
68-71	Y		3938146	RH	5.90	WEATHERSTRIP, W/S LWR OTR FRAME TO FRT FDR UPR BOND STRIP
68-69	Y (1ST DESIGN)		3947943	LH	111.00	WEATHERSTRIP, W/S SI (2 SLOTS)
68-69	Y (1ST DESIGN)		3947944	RH	111.00	WEATHERSTRIP, W/S SI (2 SLOTS)
68-77	Y37		3995013	LH	20.90	WEATHERSTRIP, SI DR GLS RR
68-77	Y37		3995014	RH	20.90	WEATHERSTRIP, SI DR GLS RR
68-69	Y67 (1ST DESIGN)		3919621	LH	13.85	WEATHERSTRIP, BODY LK PLR (W/O SIDE DR. GLASS WEATHERSTRIP WEDGE)
69-82	Y (2ND DESIGN)		3966565	LH	52.25	WEATHERSTRIP, W/S SI (3 SLOTS)
69-82	Y (2ND DESIGN)		3966566	RH	52.25	WEATHERSTRIP, W/S SI (3 SLOTS)

10.694 PLUG-WASHER-WEATHERSTRIP , Door Weatherstrip (Con't)

69	Y37 (1ST DESIGN)	3945285	LH	52.25	WEATHERSTRIP, SI (NOTE 2)
69-77	Y37 (2ND DESIGN)	3966561	LH	53.50	WEATHERSTRIP, SI (NOTE 3)
69-77	Y37 (2ND DESIGN)	3966562	RH	53.50	WEATHERSTRIP, SI (NOTE 3)
69-75	Y67	3966569	LH	56.25	WEATHERSTRIP, SI (NOTE 4)
69-75	Y67 (2ND DESIGN)	3956075	LH	36.50	WEATHERSTRIP, BODY LK PLR (W/SIDE DR. GLASS WEATHERSTRIP WEDGE)
69-75	Y67 (2ND DESIGN)	3956076	RH	36.50	WEATHERSTRIP, BODY LK PLR (W/SIDE DR. GLASS WEATHERSTRIP WEDGE)
69-75	Y67 (2ND DESIGN)	3966570	RH	56.25	WEATHERSTRIP, SI (NOTE 4)
78-82	Y	9761483	LH	58.50	WEATHERSTRIP, SI DR
78-82	Y	9761484	RH	58.50	WEATHERSTRIP, SI DR
78-82	Y	9761485	LH	52.25	WEATHERSTRIP, SI DR GLS RR
78-82	Y	9761486	RH	52.25	WEATHERSTRIP, SI DR GLS RR

10.695 CLIP-FASTENER-SPACER, Door Weatherstrip

56-62	Y	4653672	AR	.32	CLIP, DR AUX W/STR
69-82	Y	7657090	2	.33	CLIP, W/S FRAME
63	Y67 (EXC. AUX. TOP)	8731909	AR	.31	FASTENER, W/STR
64	Y	8731909	AR	.31	FASTENER, DR AUX W/STR
73-81	Y	4876498	2	.30	FASTENER, FLDG TOP HEADER W/STR, RF PNL W/STR, RF PNL HEADER W/STR
76-81	Y	8731909	AR	.31	FASTENER, DR GLS RR W/STR
76-82	Y	331646	AR	.31	SPACER

10.701 RUN, Front Door Window Glass

NOTE 1: WHEN USING 3833307-08 IT WILL BE NECESSARY TO USE (2) 3711168 BUMPERS.

NOTE 2: WHEN USING 3831887-88 IT WILL BE NECESSARY TO CUT 20" FROM BEVELED END.

56-62	Y	3723512	RH	16.00	RUN, RR
56-62	Y	3762678	2	8.55	RUN, FRT
63-67	Y	3831887	LH	10.50	RUN, FRT (NOTE 2)
63-67	Y	3831888	RH	10.50	RUN, FRT (NOTE 2)
63	Y37 (1ST DESIGN)	3833307	LH	13.75	RUN, W/STOP, RR (W/2" BRKT) (NOTE 1)
63	Y37 (1ST DESIGN)	3833308	RH	13.75	RUN, W/STOP, RR (W/2" BRKT) (NOTE 1)
63-67	Y37 (2ND DESIGN)	3840595	LH	13.75	RUN, W/STOP, RR (W/3/4" BRKT)
63-67	Y37 (2ND DESIGN)	3840596	RH	13.75	RUN, W/STOP, RR (W/3/4" BRKT)
63-67	Y67	3833307	LH	13.75	RUN, W/STOP, RR (W/2" BRKT) (NOTE 1)
63-67	Y67	3833308	RH	13.75	RUN, W/STOP, RR (W/2" BRKT) (NOTE 1)

10.707 MOLDING , Front Door Window Reveal

59-62	Y	3762453	LH	12.40	MOLDING (18 9/32" O.L.) 2 TABS ON TOP EDGE
68-82	Y	3954525	LH	8.55	MOLDING, GLS TR
68-82	Y	3954526	RH	8.55	MOLDING, GLS TR

10.710 SEAL, Front Door Window Glass Channel (Outer & Inner)

56-62	Y	3725137	LH	22.50	SEAL, INR & OTR
56-62	Y	3725138	RH	22.50	SEAL, INR & OTR
63-67	Y37	3826871	LH	13.35	SEAL, INR
63-67	Y37	3826872	RH	13.35	SEAL, INR
67	Y67	3903555	LH	13.35	SEAL, INR
68-69	Y	3937265	LH	13.35	SEAL, INR
68-69	Y	3937266	RH	13.35	SEAL, INR
68	Y	3937267	LH	13.35	SEAL, OTR (36")
68	Y	3937268	RH	13.35	SEAL, OTR (36")
69-82	Y	3963193	LH	13.35	SEAL, INR
69-82	Y	3963194	RH	13.35	SEAL, INR
69-77	Y37	3966641	LH	13.35	SEAL, OTR (36")
69-77	Y37	3966642	RH	13.35	SEAL, OTR (36")
69-75	Y67	3954589	LH	13.35	SEAL, OTR (34 1/2")
69-75	Y67	3954590	RH	13.35	SEAL, OTR (34 1/2")
78-82	Y	3966641	LH	13.35	SEAL, OTR (36")
78-82	Y	3966642	RH	13.35	SEAL, OTR (36")

10.716 BUMPER-CUSHION-NUT-STOP-WASHER, Door Window

63-67	Y	3711168	2	.33	BUMPER, GLS STOP, RUN (16.400)
69-82	Y	473209	4	2.70	CUSHION, GLS ANTI-RATTLE
68-79	Y	3063100	10	.34	NUT, W/WASHER WDO GLS (10.527)
63-67	Y67	3822541	2	.48	STOP, UPR
63-67	Y67	3824758	2	2.75	STOP, WDO GLS
68-82	Y	3965153	AR	.97	STOP, WDO GLS GDE CAM
63-66	Y67	3718496	2	.25	WASHER, STOP BRKT (0.662)

10.721 RETAINER, Side Roof Rail

63-67	Y W/AUX. TOP	3831505	AR	.30	RETAINER, DRIP MLDG W/STR TO FRT AND SI MLDG
-------	--------------	---------	----	-----	--

DOORS-REGULATORS-WINDSHIELD-WIPER-WASHER

10.728 ROLLER-WASHER, Door Window

68-82	Y	3919799	2	8.35	ROLLER, WDO GUIDE
68-82	Y	9710669	2	8.10	ROLLER, W/SLIDER, SI WDO RR GUIDE CAM
68-77	Y	3704579	4	.26	WASHER, WDO GLS ROLLER (8.143)
73	Y	7582188	4	.50	WASHER, GUIDE CAM TO GLS(11.007)

10.777 CLIP-REINFORCEMENT-SWITCH-WIRE, Door Window

NOTE: FOR CONNECTORS SEE GROUP 13.100.

56-69	Y	4154886	AR	.53	CLIP, DR SW RET
78-82	Y	20062965	2	.62	REINFORCEMENT, DR ELEC LK SW (2 BUTTON)
63-67	Y	4434589	1	20.20	SWITCH
68-82	Y	1725109	2	19.10	SWITCH, W/ESCUT, DR WDO (1 BUTTON)
80-81	Y	20043940	AR	15.65	SWITCH, W/ESCUTCHEON, F/D WDO, PWR DR LK
82	Y	20043940	RH	15.65	SWITCH, W/ESCUTCHEON, F/D WDO
79-80	Y (EXC ELEC DR LK) (AU3)	12005581	LH	33.75	WIRE, PWR WDO
79-82	Y (EXC ELEC DR LK) (AU3)	12016024	RH	33.75	WIRE, PWR WDO
81-82	Y (EXC ELEC DR LK) (AU3)	12016023	LH	33.75	WIRE, PWR WDO

10.778 CONDUIT-PLUG, Door

68-81	Y W/ELEC. WDO.	12004902	2	6.80	CONDUIT, WDO REG WIRING HARN
78-80	Y	12004902	LH	6.80	CONDUIT, ANTI-THEFT CONT SW WIRE
81	Y (1ST DESIGN)	12004902	2	6.80	CONDUIT, WDO REG WRG HARN (ROUND SHAPE)
81-82	Y (2ND DESIGN 1981)	14029588	2	6.80	CONDUIT, DOOR ELEC WRG (OVAL SHAPE)
74-77	Y W/AT	4768119	AR	.30	PLUG, CLU PED PUSH ROD DA

10.783 BOLT-GEAR-HOLDER-HOUSING-MOTOR -PIN-PLUG-REGULATOR - ROLLER-SHAFT-WASHER, Front Door Window Regulator

NOTE 1: WHEN USING REGULATORS 9714134, 9714135, 20085640, 20085641 WITH MOTORS 4999678 AND 4999680, REFER TO THE FISHER BODY SERVICE MANUAL FOR METHOD OF ATTACHMENT. (MOTOR MAY BE DESIGNATED OR STAMPED OPPOSITE TO USAGE, DUE TO OTHER VEHICLE USAGE IN PREVIOUS YEARS.) REFER TO OLD PART AS GUIDE FOR REPLACEMENT.

68-74	Y W/ELEC. WDO.	4916380	2	.40	BOLT, ELEC MTR HSG TIE
58-67	Y W/ELEC. WDO.	4900085	2	11.00	GEAR, REG MOTOR
59-74	Y W/ELEC. WDO.	4917191	2	12.50	HOLDER, BRUSH DR WDO ELEC MTR (SQUARE MOTOR)
68-80	Y (EXC. ELEC. WDO.)	3945241	LH	8.25	HOUSING, REG REM SHAFT (W/BUILT-IN BRONZE BUSHING)
68-80	Y (EXC. ELEC. WDO.)	3945242	RH	8.25	HOUSING, REG REM SHAFT (W/BUILT-IN BRONZE BUSHING)
56-77	Y W/ELEC. WDO.	4999678	LH	N.L.	MOTOR (SQUARE) (NOTE 1)
56-77	Y W/ELEC. WDO.	4999680	RH	N.L.	MOTOR (NOTE 1)
78-82	Y W/ELEC. WDO.	22010459	RH	67.75	MOTOR (PASS SIDE) (NOTE 1)
78-82	Y W/ELEC. WDO.	22010460	LH	67.75	MOTOR (DRIVER SIDE) (NOTE 1)
74-77	Y (EXC. ELEC. WDO.)	443147	2	.60	PIN, REG (REMOTE SHAFT) (3/16 X 7/8)
58-74	Y W/ELEC. WDO.	5098080	AR	.38	PLUG, MOTOR ARMATURE THRUST
59-62	Y (EXC. ELEC. WDO.)	3757665	LH	40.00	REGULATOR (MANUAL)
59-62	Y (EXC. ELEC. WDO.)	3757666	RH	41.25	REGULATOR (MANUAL)
63-67	Y (EXC. ELEC. WDO.)	3797291	LH	36.00	REGULATOR (MANUAL)
63-67	Y (EXC. ELEC. WDO.)	3797292	RH	36.00	REGULATOR (MANUAL)
63-67	Y W/ELEC. WDO.	3825675	LH	49.50	REGULATOR (LESS MOTOR)
68-79	Y (EXC. ELEC. WDO.)	9714096	RH	41.25	REGULATOR (MANUAL)
68-79	Y (EXC. ELEC. WDO.)	9714097	LH	34.25	REGULATOR (MANUAL)
68-82	Y W/ELEC. WDO.	20085640	RH	69.25	REGULATOR (NOTE 1)
68-82	Y W/ELEC. WDO.	20085641	LH	69.25	REGULATOR (NOTE 1)
75-77	Y	3069189	AR	.74	ROLLER, SWIVEL WDO REG
68-80	Y (EXC. ELEC. WDO.)	3921580	2	3.40	SHAFT, REG
74-77	Y (EXC. ELEC. WDO.)	3782158	2	.40	WASHER, DR WDO REG REMOTE SHF (4.037)

10.792 BOLT-BUSHING-CAP-CHANNEL-NUT-PLATE-RAIL-SCREW-SEAL-WASHER, Door Window Regulator

69-74	Y	8712549	4	.50	BOLT, WDO LIFT CHAN
68-73	Y	4491087	AR	.35	BUSHING, WDO LIFT CHAN (11.007)
68-82	Y W/ELEC WDO	5718406	1	.52	BUSHING, DR WDO REG MTR SHF
68-82	Y	7698790	2	.48	CAP, WDO GLS BSHG
68-82	Y	3915866	2	1.60	CHANNEL, WDO BAL
70-82	Y	4491088	AR	.33	NUT, LIFT CHAN OR GDE RLR (1/4"-20)
78-82	Y	3063100	AR	.34	NUT, W/WASHER, WDO LIFT CHAN OR GDE ROLLER (10.527)
68-82	Y	3966666	2	1.60	PLATE, WDO GLS FRT GUIDE CAM MT

DOORS-REGULATORS-WINDSHIELD-WIPER-WASHER

10.792 BOLT-BUSHING-CAP-CHANNEL-NUT-PLATE-RAIL-SCREW-SEAL-WASHER, Door Window Regulator (Con't)

68-82	Y	W/ELEC WDO	5718404	1	2.70	PLATE, W/BUSHING (12.195)
68-74	Y		3797297	2	2.30	RAIL, UPR GUIDE
76-82	Y		9820349	4	.47	SCREW, WDO LIFT CHAN (10.685)
80-82	Y		6264903	1	.36	SEAL, O RING, SI DR WDO GLS BUSH CAP (4.338)
68-77	Y		7582188	AR	.50	WASHER, WDO LIFT CHAN OR GUIDE ROLLER(11.007)

10.797 HANDLE, Door Window Regulator

56-62	Y		3725377	2	14.10	HANDLE, W/KNOB
63-64	Y		4753531	2	9.00	HANDLE
65-66	Y		4468651	AR	8.55	HANDLE, SI
67-79	Y		1732326	AR	5.15	HANDLE (BLACK)
67-68	Y		20037597	2	5.15	HANDLE, MANUAL (CLEAR)
68	Y		9715958	2	9.85	HANDLE (MED BRT BLUE)
68	Y37		7767324	AR	8.10	HANDLE (SADDLE)
75-79	Y		20348200	2	5.45	HANDLE, F/D WDO REG
77	Y		20037597	1	5.15	HANDLE

10.805 ESCUTCHEON-PLATE, Door Window Regulator Handle

68-75	Y	W/PWR WDO(EXC VENT)	3945301	2	2.00	ESCUTCHEON, SI DR WDO REG HDL (PAINT AS REQUIRED)
76-77	Y	(EXC ELEC WDO)	3945301	2	2.00	ESCUTCHEON, SI DR WDO REG HDL (PAINT AS REQUIRED)
56-78	Y	(EXC ELEC. WDO.)	4506696	AR	.35	PLATE, WDO REG HDL(10.515)

10.806 RETAINER, Door Window Regulator Handle

56-62	Y		4566746	AR	.50	RETAINER, FRT
-------	---	--	---------	----	-----	---------------

10.997 HOSE-SHIELD, Back Window Gutter

68-75	Y37	(EXC. A.C.)	3958729	2	1.75	HOSE, BODY RR VENT DRAIN
68-75	Y37	(EXC. A.C.)	3930323	2	1.65	SHIELD, BODY RR VENT DRAIN HOSE



CHEVROLET

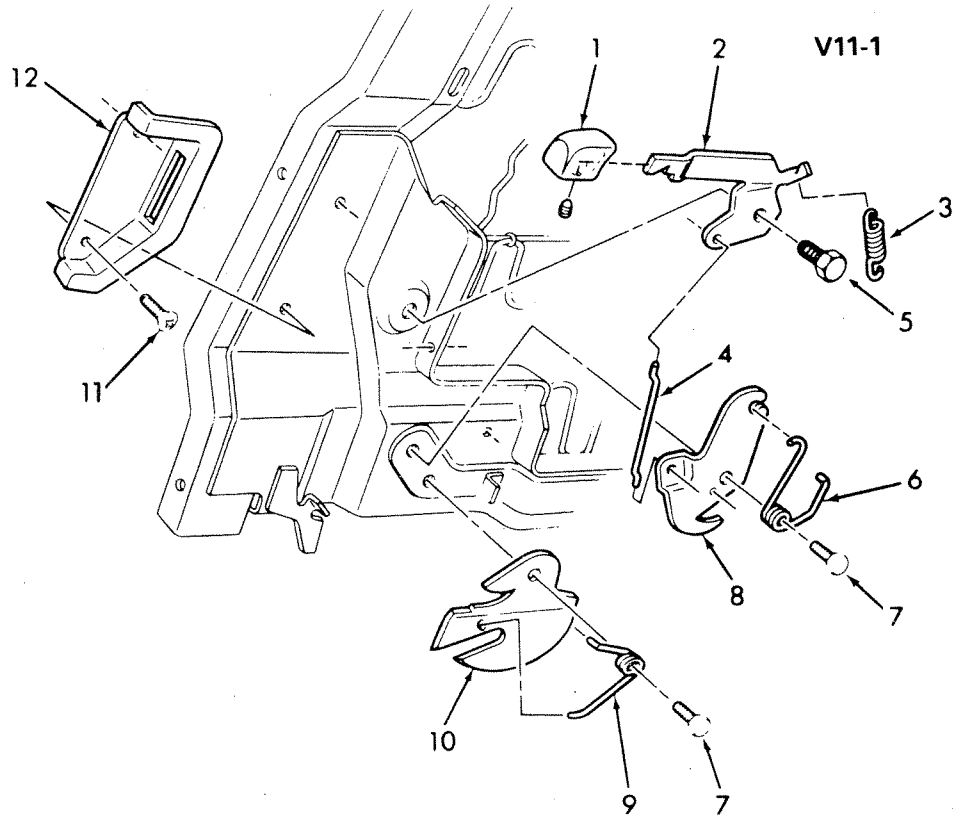
CHEVROLET BODY GROUP 11.000



CHEVROLET

ILLUSTRATION INDEX

	TITLE	PAGE
1968-69	"Y" SEAT BACK LOCK.....	11-1
1981-82	"Y" POWER SEAT ADJUSTER.....	11-2

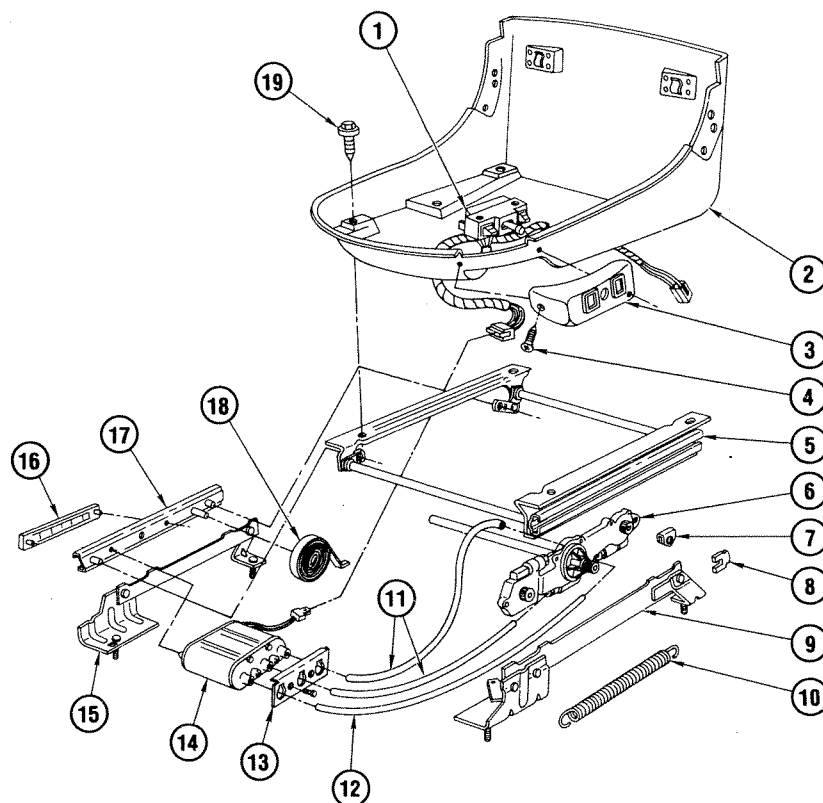


V11-1

1968-69 "Y" SEAT BACK LOCK

1. KNOB ASM, Driver & Pass	11.390
2. LEVER, Release	11.390
3. SPRING, Fork	11.390
4. ROD, Seat Back Locking	11.390
5. SCREW	11.390
6. SPRING, Fork	11.390
7. SCREW	11.390
8. CATCH, Seat Back Lock Fork	11.390
9. SPRING	11.390
10. FORK	11.390
11. SCREW (#8-18 x 1/2")	8.977
12. ESCUTCHEON, Release Lever	11.390

V11-4



V11-4

1981-82 "Y" POWER SEAT ADJUSTER

1.	11.558	SWITCH, W/Harness	14009291
2.	11.419	FRAME, St Cush (See Catalog)	
3.	11.558	ESCUTCHEON, Switch (Paint as Req'd)	14018922
4.	8.909	SCREW, Ma Ov Hd C/R (#10-24 x 3/4")	
5.	11.561	CARRIAGE	14039175
6.	11.556	TRANSMISSION	14039180
7.	11.561	RACK CAGE	14039184
8.	11.561	SLIDE BLOCK	14039188
9.	11.561	BASE, Rack & Mtg-LH	14039177
10.	11.561	SPRING, Adjuster Horizontal	14039187
11.	11.561	TUBE, W/Cable Horizontal Seat Adjust	14048369
12.	11.561	TUBE, W/Cable Vertical Seat Adjust	14048368
13.	11.561	BRACKET, Cable Retaining	14039183
14.	11.556	MOTOR	14039179
15.	11.561	BASE, Rack & Mtg-RH	14039178
16.	11.556	COVER, W/Rivet (2 Req'd)	14039185
17.	11.561	ADJUSTER	14039176
18.	11.561	SPRING, Adjuster Vertical	14039186
19.	8.900	BOLT, Hex (5/16"-18 x 7/8")	
	8.931	WASHER, Lk (5/16")	



REAR GLASS — SEAT PARTS — ADJUSTER

ALPHABETICAL INDEX

A		H	
ADJUSTER, Front Seat Adjuster	11.561	HANDLE, Quarter Window	11.044
		HINGE, Front Seat Bottom Hinge	11.375
		HOUSING, Dome and Reading Lamp	11.927
B		K	
BASE, Front Seat Adjuster	11.561		
BOLT, Seat Back	11.381	KNOB, Front Seat Manual Adjuster	11.588
BRACKET, Dome and Reading Lamp	11.927	KNOB, Seat Back Locking	11.390
BRACKET, Front Seat Adjuster	11.561		
BRACKET, Seat Back Locking	11.390		
BUMPER, Back Window Reveal Molding	11.209		
BUMPER, Seat Back	11.381		
BUMPER, Seat Back Locking	11.390		
BUSHING, Front Seat Bottom Hinge	11.375		
BUSHING, Quarter Window Sash	11.007		
BUTTON, Seat Back Locking	11.390		
C		L	
CAP, Back Window Reveal	11.208	LENS, Courtesy Dome and Reading Lamp	11.928
CARRIAGE, Front Seat Adjuster	11.561	LOCK, Back Window Glass	11.207
CAULKING KIT, Back Window	11.204	LOCK, Seat Back Locking	11.390
CHANNEL, Back Window Glass	11.207		
CHANNEL, Quarter Window Glass	11.015		
CLIP, Back Window Reveal Molding	11.209		
CONTROL, Courtesy Lamp	11.935		
COVER, Back Window Reveal Molding	11.209		
COVER, Front Seat Bottom Hinge	11.375		
COVER, Seat Adjuster	11.556		
E		M	
ESCUTCHEON, Front Seat Head Restraint	11.376		
ESCUTCHEON, Seat Adjuster	11.558	MOLDING, Back Window Garnish	11.120
ESCUTCHEON, Seat Back Locking	11.390	MOLDING, Back Window Reveal	11.208
		MOTOR, Seat Adjuster	11.556
F		P	
FRAME, Back Window	11.204		
FRAME, Front Seat Back	11.373	PANEL, Front Seat Back Trim	11.358
FRAME, Front Seat Cushion	11.419	PLATE, Back Window Reveal Molding	11.209
		PLATE, Dome and Reading Lamp	11.927
		PLATE, Front Door Sill	11.175
		PLATE, Front Seat Back	11.373
G		R	
GLASS, Back Window	11.204		
GLASS, Quarter Window	11.011	RACK CAGE, Front Seat Adjuster	11.561
GUIDE, Back Window	11.204	REFLECTOR, Dome and Reading Lamp	11.927
		RETAINER, Back Window Reveal Molding	11.209
		RETAINER, Front Seat Bottom Hinge	11.375
		RING, Front Seat Back	11.373
		S	
		SCREW, Front Seat Bottom Hinge	11.375
		SCREW, Seat Back Locking	11.390
		SHIM, Seat Back	11.381
		SHIM, Seat Back Locking	11.390

ALPHABETICAL INDEX

SLIDE BLOCK, Front Seat Adjuster.....	11.561
SPACER, Back Window.....	11.204
SPACER, Front Seat Back Panel.....	11.368
SPRING, Front Seat Adjuster.....	11.561
SPRING, Front Seat Manual Adjuster.....	11.581
SPRING, Seat Back Locking.....	11.390
SWITCH, Courtesy Lamp.....	11.950
SWITCH, Seat Adjuster.....	11.558

T

TAPE, Back Window Glass.....	11.207
TIMER, Courtesy Lamp.....	11.935
TRANSMISSION, Seat Adjuster.....	11.556
TUBE, Front Seat Adjuster.....	11.561

W

WASHER, Quarter Window Sash.....	11.007
WASHER, Seat Back.....	11.381
WEATHERSTRIP, Back Window Glass.....	11.207
WEDGE, Back Window Glass.....	11.207

REAR GLASS-SEAT PARTS-ADJUSTER

11.007 BUSHING-WASHER, Quarter Window Sash

68-82	Y	4491087	AR	.35	BUSHING, LIFT CHAN OR GDE RLR
68-77	Y	7582188	AR	.50	WASHER, LIFT CHAN OR GDE RLR

11.011 GLASS, Quarter Window

56-60	Y W/HARDTOP	3726330	2	33.25	GLASS, STATIONARY (PLEXIGLASS)
-------	-------------	---------	---	-------	--------------------------------

11.015 CHANNEL, Quarter Window Glass

56-62	Y W/HARDTOP	3726382	RH	12.35	CHANNEL, W/CHAN, FRT (STEEL AND ST. STEEL)
56-60	Y W/HARDTOP	3737720	1	69.50	CHANNEL, STATIONARY (11.207)

11.044 HANDLE, Quarter Window

63-64	Y	4753531	2	9.00	HANDLE (10.797)
-------	---	---------	---	------	-----------------

11.120 MOLDING, Back Window Garnish

NOTE 1: WHEN USING 3837697-98 IN PLACE OF 3827177-78, BACK WINDOW GARNISH MOLDING ASM. 3837696 MUST ALSO BE USED.

NOTE 2: PAINT AS REQUIRED.

63-67	Y W/HARDTOP	3837697	LH	21.05	MOLDING (NOTE 1)
63-67	Y W/HARDTOP	3837698	RH	21.05	MOLDING (NOTE 1)
64-67	Y37	3899327	LH	20.20	MOLDING, SI (NOTE 2)
64-67	Y37	3899328	RH	20.20	MOLDING, SI (NOTE 2)
78-81	Y	14045980	1	103.00	MOLDING, W/SHELF, RR HATCH WDO GARN
82	Y87	14045980	1	103.00	MOLDING, W/SHELF, RR HATCH WDO GARN

11.175 PLATE, Front Door Sill

63-66	Y	3797499	2	17.35	PLATE
67	Y	3894542	2	17.35	PLATE
68-77	Y	3912660	2	15.95	PLATE
78-82	Y	471287	2	3.10	PLATE

11.204 CAULKING KIT-FRAME-GLASS -GUIDE-SPACER, Back Window

NOTE 1: TRIM TO FIT.

74-81	Y	9631000	AR	22.15	CAULKING KIT, ADHESIVE (URETHANE) (10.027)
73-77	Y37	368699	1	10.80	FRAME
56-60	Y W/HARDTOP	3815211	1	149.00	GLASS (PLASTIC) (NOTE 1)
61-62	Y W/HARDTOP	3777966	1	149.00	GLASS (PLEXIGLASS)
63-67	Y W/HARDTOP	3824779	1	180.00	GLASS
68-75	Y W/AUX. TOP	3912934	1	81.75	GLASS
68-72	Y37	3912933	1	46.50	GLASS (TINTED)
68-72	Y37	3938098	1	150.00	GLASS (TINTED)
68-75	Y67	3914593	1	38.00	GLASS
73-75	Y37	327696	1	40.50	GLASS
76-77	Y37 (EXC ELEC DEFOG)	327696	1	40.50	GLASS
76-77	Y37 W/ELEC. DEFOG.	371416	1	154.00	GLASS
78-81	Y (EXC. ELEC. DEFG.)	14016182	1	193.00	GLASS (TINTED)
78-80	Y W/ELEC RR DEFOG. (EXC EXPORT A26)	14018936	1	279.00	GLASS (TINTED)
81	Y W/ELEC RR DEFG	14018936	1	279.00	GLASS (TINTED)
82	Y87 (EXC ELEC DEFG)	14016182	1	193.00	GLASS (TINTED)
82	Y87 W/ELEC RR DEFG	14018936	1	279.00	GLASS (TINTED)
69-72	Y37	3964145	2	.61	GUIDE, LK WEDGE PLT
64-67	Y37	4459429	6	.40	SPACER, ADHESIVE CAULKED GLASS (3/16 X 1/2 X 1) (10.027)
64-67	Y37	4871330	AR	.35	SPACER (10.027)
68-72	Y W/AUX. TOP	4871330	AR	.35	SPACER, ADHESIVE CAULKED GLASS (1 1/2" X 7/16" X 1) LOWER SPACER (10.027)
72	Y W/AUX. TOP	4877156	5	.30	SPACER, BACK WDO GLS (10.096)

11.207 CHANNEL-LOCK-TAPE-WEATHERSTRIP-WEDGE, Back Window Glass

NOTE 1: 1ST DESIGN LOCK 3030329 IS NO LONGER AVAILABLE.

56-60	Y W/HARDTOP	3737720	1	69.50	CHANNEL (87 25/32" DEV. LENGTH AT BELT LINE)
69-72	Y37 (2ND DESIGN)	3963103	2	16.05	LOCK, RR (NOTE 1)
75-77	Y	336102	AR	5.65	TAPE
63-67	Y W/HARDTOP	3827053	1	16.80	WEATHERSTRIP
68-72	Y37	3964140	1	15.95	WEATHERSTRIP
68-72	Y37	3919768	2	2.30	WEDGE, BACK WDO LOCATING

11.208 CAP-MOLDING, Back Window Reveal

NOTE 1: PAINT AS REQUIRED.

REAR GLASS-SEAT PARTS-ADJUSTER

11.208 CAP-MOLDING, Back Window Reveal (Con't)

63-67	Y W/HARDTOP	3828308	RH	7.20	CAP, LWR SI
64-67	Y37	3841679	2	5.25	CAP, OTR UPR CNR
56-62	Y W/HARDTOP	3726323	1	16.05	MOLDING, UPR
63-67	Y W/HARDTOP	3827179	LH	9.25	MOLDING, UPR
63-67	Y W/HARDTOP	3827180	RH	9.25	MOLDING, UPR
63	Y37	3825015	LH	13.15	MOLDING, UPR
63	Y37	3825016	RH	13.15	MOLDING, UPR
64-67	Y37	3841687	LH	19.05	MOLDING, OTR
64-67	Y37	3841688	RH	19.05	MOLDING, OTR
64-67	Y37	3847981	1	11.35	MOLDING, UPR
64-67	Y37	3847982	1	11.35	MOLDING, LWR
68-75	Y W/AUX. TOP	3912833	LH	16.10	MOLDING, UPR
68-75	Y W/AUX. TOP	3912834	RH	16.10	MOLDING, UPR
68-75	Y W/AUX. TOP	3912835	LH	12.45	MOLDING, LWR
68-75	Y W/AUX. TOP	3912836	RH	12.45	MOLDING, LWR
78	Y (EXC. Z78) (2ND DESIGN)	461164	2	5.80	MOLDING, SI (BLACK ALUM) (NOTE 1)
78	Y (EXC. Z78) (2ND DESIGN)	461166	1	18.35	MOLDING, UPR (BLACK ALUM) (NOTE 1)
78	Y (EXC. Z78) (2ND DESIGN)	461168	1	28.50	MOLDING, LWR (BLACK ALUM) (NOTE 1)
78	Y (1ST DESIGN)	14002395	2	5.80	MOLDING, SI (ALUM)
78	Y (1ST DESIGN)	14002396	1	15.60	MOLDING, UPR (ALUM)
78	Y (1ST DESIGN)	14002397	1	22.80	MOLDING, LWR (ALUM)
78	Y W/Z78	476254	2	5.80	MOLDING, SI (BLACK)
78	Y W/Z78	476255	1	14.00	MOLDING, UPR (BLACK)
78	Y W/Z78	476256	1	22.65	MOLDING, LWR (BLACK)
79-82	Y	476254	2	5.80	MOLDING, SI (BLACK)
79-82	Y	476255	1	14.00	MOLDING, UPR (BLACK)
79-82	Y	476256	1	22.65	MOLDING, LWR (BLACK)

11.209 BUMPER-CLIP-COVER-PLATE-RETAINER, Back Window Reveal Molding

NOTE 1: 2ND DESIGN HAS ATTACHING HOLES 3/4" APART. 1ST DESIGN HAS 1/2" FRT. HOLES.

69-71	Y37	3963106	2	2.55	BUMPER, B/W LK
64-66	Y37	4871329	AR	.41	CLIP, UPR, LWR, OTR REVEAL MLDG
78-82	Y	461170	AR	.38	CLIP, REVEAL MLDG
69-71	Y37 (2ND DESIGN)	3963101	LH	3.65	COVER, LK TR (NOTE 1)
68-72	Y37	3921562	2	7.20	PLATE, LK WEDGE
63	Y37	3826880	AR	.50	RETAINER, LWR, OTR, UPR AND COR CAP

11.358 PANEL , Front Seat Back Trim

NOTE 1: SEAT CATCH LOCATED 11 1/2" FROM TOP OF SEAT.

NOTE 2: PAINT AS REQUIRED.

65-66	Y	3863442	2	22.95	PANEL (BLACK)
68	Y (1ST DESIGN)	3930463	2	33.75	PANEL (NOTE 1,,,2)
68-69	Y (2ND DESIGN)	3945351	2	19.65	PANEL (BLACK) (NOTE 1,,,2)
70-78	Y	333387	2	21.35	PANEL (BLACK)

11.368 SPACER, Front Seat Back Panel

68-69	Y	3926225	AR	.26	SPACER, BUMPER
-------	---	---------	----	-----	----------------

11.373 FRAME-PLATE-RING, Front Seat Back

76-78	Y W/AR7	342219	2	107.00	FRAME, W/SPRING, ST BK CUSH
78	Y W/Z78, A51	476271	2	107.00	FRAME, CUSH (PAINT TO MATCH)
79-81	Y	466686	2	107.00	FRAME, CUSH (BLACK-19I)
79-80	Y	14006990	2	107.00	FRAME, CUSH (OYSTER WHITE-12I)
79-81	Y	14006991	2	107.00	FRAME, CUSH (MID BLUE-29I)
79-80	Y	14006993	2	107.00	FRAME, CUSH (DOESKIN-59I)
79-80	Y	14006995	2	107.00	FRAME, CUSH (MED RED-72I)
79-81	Y	14050663	2	107.00	FRAME, ST BK CUSH (MED DOESKIN)
80	Y	14016035	2	107.00	FRAME, CUSH (DK CLARET-791)
81	Y	14028528	2	107.00	FRAME, CUSH (SILVER MET-151)
81	Y	14028531	2	107.00	FRAME, CUSH (MED RED-751)
81	Y	14028532	2	107.00	FRAME, CUSH (MED CINNABAR-671)
82	Y87	14050663	2	107.00	FRAME, ST BK CUSH (MED DOESKIN-641)
63-74	Y	3828546	AR	.94	PLATE, MLDG RR ANC(11.375)
82	Y	4556605	AR	.21	RING, HOG CUSH TR

11.375 BUSHING-COVER-HINGE-RETAINER-SCREW, Front Seat Bottom Hinge

NOTE 1: MUST USE PRIMER 1051497 AND PAINT TO MATCH.

NOTE 2: QUANTITY OF ONE REQUIRED FOR EACH SEAT (PASS. & DRIVER).

74-78	Y	339166	4	.63	BUSHING, ST BK HINGE
78-81	Y	14004609	LH	1.50	COVER, LWR (NOTE 1,,,2)
78-81	Y	14004610	RH	1.50	COVER, ST BK HGE LWR (NOTE 1)

REAR GLASS-SEAT PARTS-ADJUSTER

11.375 BUSHING-COVER-HINGE-RETAINER-SCREW, Front Seat Bottom Hinge (Con't)

78-81	Y	14004611	LH	1.50	COVER, ST BK HGE UPR (NOTE 1,,,2)
78-81	Y	14004612	RH	1.50	COVER, UPR (NOTE 1,,,2)
78-80	Y	14016039	LH	.77	COVER, LWR (NOTE 1,,,2)
82	Y87	14004609	LH	1.50	COVER, ST BK HGE LWR (NOTE 1,,,2)
82	Y87	14004610	RH	1.50	COVER, ST BK HGE LWR (NOTE 1)
82	Y87	14004611	LH	1.50	COVER, ST BK HGE UPR (NOTE 1,,,2)
82	Y87	14004612	RH	1.50	COVER, UPR (NOTE 1,,,2)
68-78	Y	339167	2	9.80	HINGE, L.H., ST BK
68-78	Y	339168	2	10.05	HINGE, R.H., ST BK
78-82	Y W/A51	466687	LH	10.05	HINGE, ST BK (NOTE 2)
78-82	Y W/A51	466688	RH	10.05	HINGE, ST BK (NOTE 2)
78	Y	4495047	AR	.32	RETAINER, ST BK FRM INR AND OTR
63-78	Y	339165	4	.67	SCREW, ST BK PIVOT (5/16"-18)

11.376 ESCUTCHEON, Front Seat Head Restraint

66-69	Y	7642729	2	2.50	ESCUTCHEON, FRT PNL SUPT
-------	---	---------	---	------	--------------------------

11.381 BOLT-BUMPER-SHIM-WASHER, Seat Back

73-78	Y	3973998	4	1.15	BOLT, BPR
63-67	Y	3832010	4	1.15	BUMPER
67-69	Y	7712535	2	.50	BUMPER
70-72	Y	400765	2	.83	BUMPER
73-76	Y	3974077	4	.65	SHIM
73-78	Y	3977789	4	.31	WASHER, BPR

11.390 BRACKET-BUMPER-BUTTON-ESCUTCHEON-KNOB-LOCK-SCREW-SHIM-SPRING, Seat Back Locking

68-78	Y	3930417	LH	.46	BRACKET, PNL
68-78	Y	3930418	RH	.46	BRACKET, PNL
71-72	Y67	3919164	4	.40	BUMPER, REL BUTTON ESCUT
73-75	Y67	6263557	2	1.75	BUMPER, FLDG TOP COMPT LID
69-78	Y	3976505	2	4.45	BUTTON, LK REL
70-78	Y	3997229	2	5.50	ESCUTCHEON, LK REL BUTTON
68	Y	7661259	AR	3.35	KNOB, DRIVER AND PASS
70-78	Y	9722796	2	36.75	LOCK
78-82	Y W/A51	476248	24	.54	SCREW, W/WA, HINGE
73-78	Y	3977788	2	.61	SHIM
68-69	Y	3913093	2	.35	SPRING, FORK

11.419 FRAME, Front Seat Cushion

78	Y W/Z78, A51	476270	2	113.00	FRAME, CUSH (SILVER MET)
79-80	Y	14006983	2	113.00	FRAME, CUSH (OYSTER WHITE-12I)
79	Y	14006985	2	113.00	FRAME, CUSH (DK GREEN-49I)
79-80	Y	14006986	2	113.00	FRAME, CUSH (DOESKIN-59I)
79-80	Y	14006988	2	113.00	FRAME, CUSH (MED RED-72I)
79-81	Y	14018924	2	113.00	FRAME, CUSH (BLACK-19I)(PAINT TO MATCH)
79-81	Y	14028508	2		FRAME, CUSH (MID BLUE-29I)
80	Y	14018840	2	113.00	FRAME, CUSH (DK CLARET-79I)
81	Y	14028523	2	107.00	FRAME, CUSH (SILVER MET 15I)
81	Y	14028526	2	107.00	FRAME, CUSH (MED RED 75I)
81	Y	14028527	2	107.00	FRAME, CUSH (MED CINNABAR 67I)
82	Y87	14018924	2	113.00	FRAME, ST CUSH (BLACK 19I)(PAINT TO MATCH)

11.556 COVER-MOTOR-TRANSMISSION, Seat Adjuster

80-82	Y W/6 WAY PWR ST (A42)	14039185	1	1.50	COVER, W/RIVET ST ADJ
80-82	Y W/6 WAY PWR ST (A42)	14039179	1	177.00	MOTOR, ST ADJ
80-82	Y W/6 WAY PWR ST (A42)	14039180	1	105.00	TRANSMISSION, ST ADJ

11.558 ESCUTCHEON-SWITCH, Seat Adjuster

81-82	Y W/6 WAY PWR (A42)	14018922	1	3.75	ESCUTCHEON, PWR ST ADJ SWITCH
81-82	Y W/6 WAY PWR (A42)	14009291	1	30.25	SWITCH, W/HARNESS, PWR ST ADJ

11.561 ADJUSTER-BASE-BRACKET-CARRIAGE-RACK CAGE-SLIDE BLOCK-SPRING-TUBE, Front Seat Adjuster

68-71	Y	3913069	2	25.00	ADJUSTER, L.H.
68-71	Y	3913070	2	25.00	ADJUSTER, R.H.
72-74	Y	342218	2	25.00	ADJUSTER, R.H.
72-74	Y	3996859	2	25.00	ADJUSTER, L.H.
75	Y	345489	LH	25.00	ADJUSTER, DRIVER ST
75	Y	345490	RH	25.00	ADJUSTER, DRIVER ST
76-78	Y W/AR7	362981	2	25.50	ADJUSTER, L.H.
76-78	Y W/AR7	362982	2	25.50	ADJUSTER, R.H.

REAR GLASS-SEAT PARTS-ADJUSTER

11.561 ADJUSTER-BASE-BRACKET-CARRIAGE-RACK CAGE-SLIDE BLOCK-SPRING-TUBE, Front Seat Adjuster (Con't)

78	Y W/A51	470645	LH	25.50	ADJUSTER, PASS ST
78	Y W/A51	470646	RH	25.50	ADJUSTER, PASS ST
78-80	Y W/A51, T&T WHL	471999	LH	25.50	ADJUSTER, DRIVER ST
78-80	Y W/A51, T&T WHL	472000	RH	25.50	ADJUSTER, DRIVER ST
79-82	Y	470645	LH	25.50	ADJUSTER, PASS ST
79-82	Y	470646	RH	25.50	ADJUSTER, PASS ST
80-82	Y W/6 WAY PWR	14039176	1	26.00	ADJUSTER, DRIVER ST
81	Y (EXC 6 WAY PWR A42) (2ND DES)	14016105	LH	25.50	ADJUSTER, DRIVER ST (W/MTG STUDS)
81	Y (EXC 6 WAY PWR ST) (2ND DES)	14016106	RH	25.50	ADJUSTER, DRIVER ST (W/MTG STUDS)
81	Y (1ST DES)	471999	LH	25.50	ADJUSTER, DRIVER ST (NO MTG STUDS)
81	Y W/T&T WHL (1ST DESIGN)	472000	RH	25.50	ADJUSTER, ST
82	Y (EXC 6 WAY PWR A42)	14016105	LH	25.50	ADJUSTER, DR SEAT (LH SEAT ONLY)
82	Y (EXC 6 WAY PWR ST)	14016106	RH	25.50	ADJUSTER, DR SEAT (LH SEAT ONLY)
80-82	Y W/6 WAY PWR ST (A42)	14039177	LH	17.80	BASE, RACK & MTG ST ADJ
80-82	Y W/6 WAY PWR ST (A42)	14039178	RH	17.80	BASE, RACK & MTG ST ADJ
64-66	Y	3846885	4	.54	BRACKET, ADJ RET
68-74	Y	3932939	2	2.35	BRACKET, ADJ HDL GUIDE
75-78	Y	355383	2	2.25	BRACKET, ADJ HDL GUIDE
80-82	Y W/6 WAY PWR ST (A42)	14039183	RH	1.55	BRACKET, CBL RET ST ADJ
80-82	Y W/6 WAY PWR ST (A42)	14039175	1	73.50	CARRIAGE, ST ADJ
80-82	Y W/6 WAY PWR ST(A42)	14039184	1	1.60	RACK CAGE, SEAT ADJ
80-82	Y W/6 WAY PWR ST (A42)	14039188	1	.96	SLIDE BLOCK, ST ADJ
80-82	Y W/6 WAY PWR ST (A42)	14039186	1	3.70	SPRING, VERT ST ADJ
80-82	Y W/6 WAY PWR ST (A42)	14039187	1	3.70	SPRING, HORIZ ST ADJ
80-82	Y W/6 WAY PWR ST (A42)	14048368	1	6.45	TUBE, W/CABLE ST ADJ VERT
80-82	Y W/6 WAY PWR ST (A42)	14048369	1	6.45	TUBE, W/CABLE ST ADJ HORIZ

11.581 SPRING, Front Seat Manual Adjuster

68-78	Y W/A51	3918611	1	.92	SPRING, FRT ST ADJ LWR GDE
79-82	Y	3918611	1	.92	SPRING, FRT ST ADJ UPR GDE

11.588 KNOB, Front Seat Manual Adjuster

NOTE 1: PAINT AS REQUIRED.

65-76	Y	3846934	2	5.75	KNOB, DRIVER AND PASS (10.512)
78-81	Y	472770	2	1.05	KNOB, LVR (BLACK) (9.787)
78-80	Y	472771	2	1.05	KNOB, LVR (MED RED) (9.787)
78	Y	472772	2	1.05	KNOB, LVR (SAFFRON) (9.787)
78-79	Y	472773	2	1.05	KNOB, LVR (OYSTER WHITE) (9.787)
78-81	Y	472774	2	1.05	KNOB, LVR (MIDNIGHT BLUE) (9.787)
78-80	Y	472775	2	1.05	KNOB, LVR (DOESKIN) (9.787)
78-79	Y	472776	2	1.05	KNOB, LVR (DK BROWN) (9.787)
78	Y	14004604	2	1.50	KNOB, LVR (SILVER MET-15I)
79-80	Y	476274	2	1.00	KNOB, LVR (DK GREEN) (9.787)
80	Y	14016076	2	1.05	KNOB, LVR (DK CLARET-79I)
81-82	Y	14028470	2	1.05	KNOB, DRIV/PASS ST ADJ LVR(LT SANDSTONE) (NOTE 1)
81	Y	14028471	2	1.05	KNOB, LVR (MED DOESKIN 64I)
81	Y	14028472	2	1.05	KNOB, LVR (MED RED 75I)
81	Y	14028473	2	1.05	KNOB, LVR (MED CINNABAR 67I)

11.927 BRACKET-HOUSING-PLATE-REFLECTOR, Dome and Reading Lamp

78-82	Y	471988	RH	.51	BRACKET, COURTESY LP
74-82	Y	6270493	1	1.95	HOUSING,
74-75	Y	339629	1	.96	PLATE, RR COMPT LP MT
63-67	Y	4826802	AR	17.10	REFLECTOR
69-73	Y	4826802	AR	17.10	REFLECTOR, SI RF RAIL LP W/SOCKET, RR COMPT LP, RR COMPT COURTEST LP

11.928 LENS, Courtesy Dome and Reading Lamp

63-67	Y37	4837868	AR	1.85	LENS, SI RF RAIL DOME LP, RR COMPT LP
68	Y37	3926436	2	4.65	LENS
69-73	Y	4837868	AR	1.85	LENS, SI RF RAIL DOME LP, RR COMPT LP
74-82	Y	336201	1	.66	LENS, RR COMPT CTSY LP

11.935 CONTROL-TIMER, Courtesy Lamp

78-82	Y	463498	1	20.45	CONTROL, DOME LP (TIME DELAY RELAY)
77-78	Y	461294	1	11.90	TIMER

REAR GLASS-SEAT PARTS-ADJUSTER

11.950		SWITCH, Courtesy Lamp			
63-67	Y	3843463	1	2.30 SWITCH, FRT COMPT LP (W/3/8" THREAD)
68-75	Y	3928753	2	3.65 SWITCH, COURTESY LP AND KEY WARNING
68-72	Y	3929804	AR	2.55 SWITCH, DR AJAR WARNING LP
69-74	Y	3929804	AR	2.55 SWITCH, HOOD OPEN WARNING
73-76	Y	6258295	2	1.60 SWITCH, DR AJAR WARNING LAMP
75-78	Y	9662504	LH	1.80 SWITCH, F/D JAMB
75-76	Y	9662505	LH	1.80 SWITCH, CTSY LP & KEY WRNG
75-82	Y	9662506	RH	2.40 SWITCH, COURTESY LP
77-82	Y	459391	1	2.50 SWITCH, DR AJAR WARNING LP

[illegible]

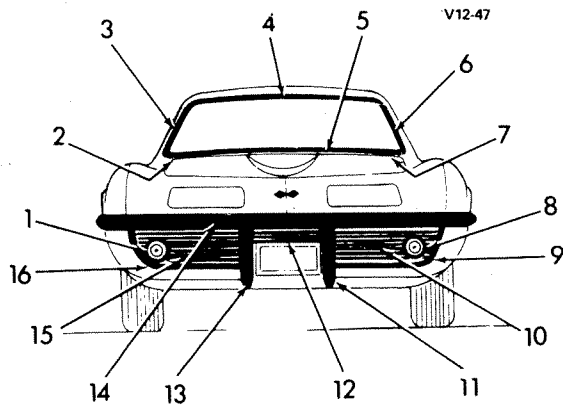


CHEVROLET BODY GROUP 12.000



ILLUSTRATION INDEX

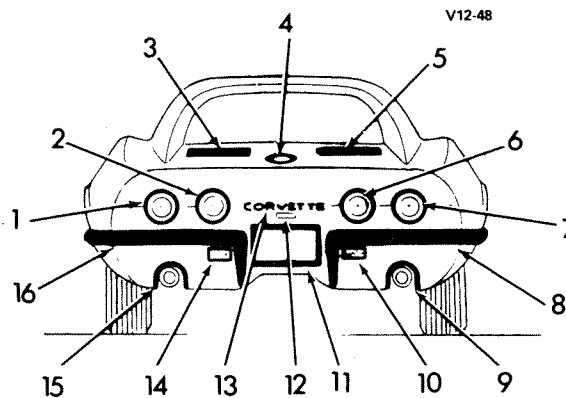
	TITLE	PAGE
1968-69	"Y" FRONT MOLDINGS	12-1
1968-69	"Y" REAR MOLDINGS	12-1
1968-69	"Y" SIDE MOLDINGS	12-2
1970-72	"Y" FRONT MOLDINGS	12-3
1970-73	"Y" REAR MOLDINGS	12-3
1970-72	"Y" SIDE MOLDINGS	12-4
1973	"Y" SIDE MOLDINGS	12-4
1973-75	FRONT MOLDINGS	12-5
1974-75	"Y" REAR MOLDING	12-5
1974-75	"Y" SIDE MOLDING	12-6
1976-78	"Y" FRONT MOLDINGS	12-7
1976-77	"Y" REAR MOLDINGS	12-7
1976-77	"Y" SIDE MOLDINGS	12-8
1978-79	"Y" REAR MOLDINGS	12-9
1978-79	"Y" SIDE MOLDINGS	12-9
1980-82	"Y" SIDE MOLDINGS	12-10
1979-82	"Y" FRONT MOLDINGS	12-11
1980-82	"Y" REAR MOLDINGS	12-11
1978	"Y" BODY STRIPES & DECALS (Z78)	12-12
1978	"Y" BODY STRIPES (B2Z)	12-13
1981-82	"Y(87)" BODY STRIPES (Z05)	12-14
1982	"Y(07)" BODY STRIPES (Z05)(COLLEC- TOR EDITION)	12-15
1968-82	"Y" FRONT END BODY	12-16
1968-82	"Y" BODY FRAME	12-18
1968-75	"Y" CENTER BODY	12-19
1976-82	"Y" CENTER BODY	12-20
1968-73	"Y" REAR BODY	12-21
1974-82	"Y" QUARTER & REAR END SECTION ...	12-22
1978-82	"Y" REAR BODY	12-24
1982	"Y(07)" REAR LIFT HATCH WINDOW	12-26
1968-73	"Y" UNDERBODY	12-27
1968-79	"Y" REAR STORAGE COMPARTMENT (1ST DESIGN 1979)	12-28
1979-82	"Y" REAR STORAGE COMPARTMENT (2ND DESIGN 1979)	12-31
1974-82	"Y" UNDERBODY	12-32
1968-75	"Y" AUXILIARY TOP	12-34
1968-73	"Y" ROOF PANEL	12-35
1974-77	"Y" ROOF SECTION	12-36
1978-82	"Y" ROOF LIFT OFF PANELS	12-38
1968-77	"Y" BACK WINDOW AND ROOF PANEL STOWAGE	12-40



V12-47

1968-69 "Y" FRONT MOLDINGS

1.	2.585	LAMP ASM	916765	9.	1.268	MOLDING, Otr-LH	3915848
2.	10.093	MOLDING, Lwr Otr-RH	3938157	10.	1.266	GRILLE ASM, Otr-LH	3966554
3.	10.093	MOLDING, Side Rvl-RH	3966655	11.	7.828	GUARD ASM-LH	3963127
4.	10.093	MOLDING (Reveal & Header)	3935577	12.	1.266	GRILLE, Center	3966555
5.	10.093	MOLDING, Ctr Lwr Rvl	3962695	13.	7.828	GUARD ASM-RH	3963128
6.	10.093	MOLDING, Side Rvl-LH	3966656	14.	7.831	BUMPER ASM	
7.	10.093	MOLDING, Lwr Otr-LH	3938158	15.	1.266	GRILLE ASM, Otr-LH	3966553
8.	2.585	LAMP ASM	916765	16.	1.268	MOLDING, Otr-RH	3915847

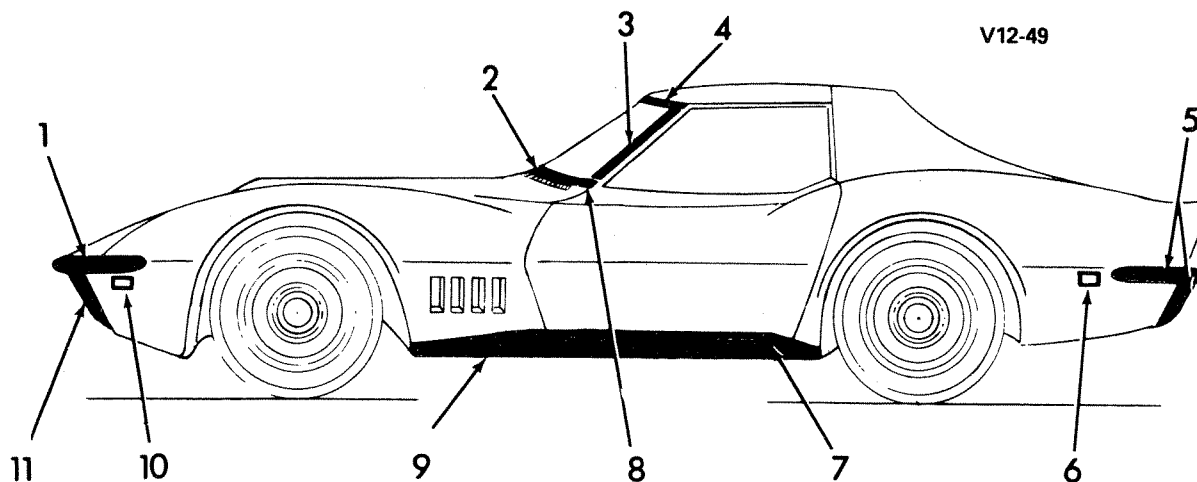


V12-48

1968-69 "Y" REAR MOLDINGS

1.	N.S.	LAMP ASM (*1)		8.	7.831	BUMPER ASM	3922070
2.	2.679	LAMP ASM (1969)	5960972	9.	3.705	BEZEL-LH	3922495
3.	9.789	PANEL	336188	10.	2.697	LAMP ASM (1968 Only)	916283
4.	12.945	BEZEL ASM	3954576	11.	7.800	BEZEL	3919715
	12.945	EMBLEM	3957809	12.	2.700	LAMP ASM	911908
5.	9.789	PANEL	336188	13.	12.182	LETTER UNIT	3927979
6.	2.679	LAMP ASM (1969)	5960972	14.	2.697	LAMP ASM (1968 Only)	916283
7.	N.S.	LAMP ASM (*1)		15.	3.705	BEZEL-LH	3922495
				16.	7.831	BUMPER ASM	3922069

NOTE 1: Removed from service, no longer available.

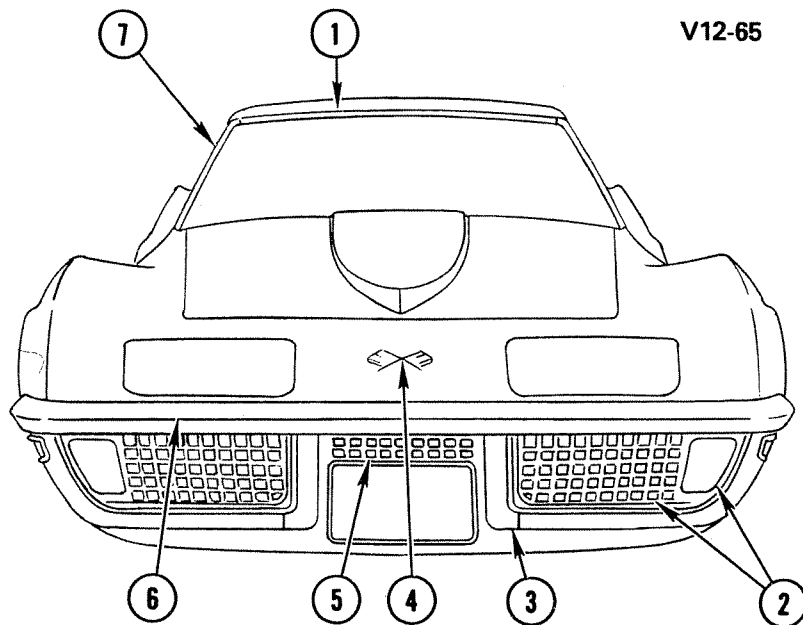


V12-49

V12-49

1968-69 "Y" SIDE MOLDINGS

1.	7.831	BAR	3974008
2.	10.093	MOLDING, Center	3962695
3.	10.093	MOLDING, Side Rvl-LH	3966655
	10.093	MOLDING, Side Rvl-RH	3966656
4.	10.093	MOLDING, Reveal	
	10.093	MOLDING, Header	
5.	7.831	BUMPER ASM, Rr-LH	3922069
	7.831	BUMPER ASM, Rr-RH	3922070
6.	2.575	LAMP ASM, Rr Qtr Marker	916632
7.	8.304	MOLDING, Upr-LH	3933893
	8.304	MOLDING, Upr-RH	3933894
8.	10.093	MOLDING, Lwr Otr-LH	3938157
	10.093	MOLDING, Lwr Otr-RH	3938158
9.	8.304	MOLDING, Lwr-LH	3936367
	8.304	MOLDING, Lwr-RH	3936368
10.	2.575	LAMP ASM, Frt Fdr Marker	916581
11.	7.828	GUARD ASM, Bumper Frt-LH	3963127
	7.828	GUARD ASM, Bumper Frt-RH	3963128

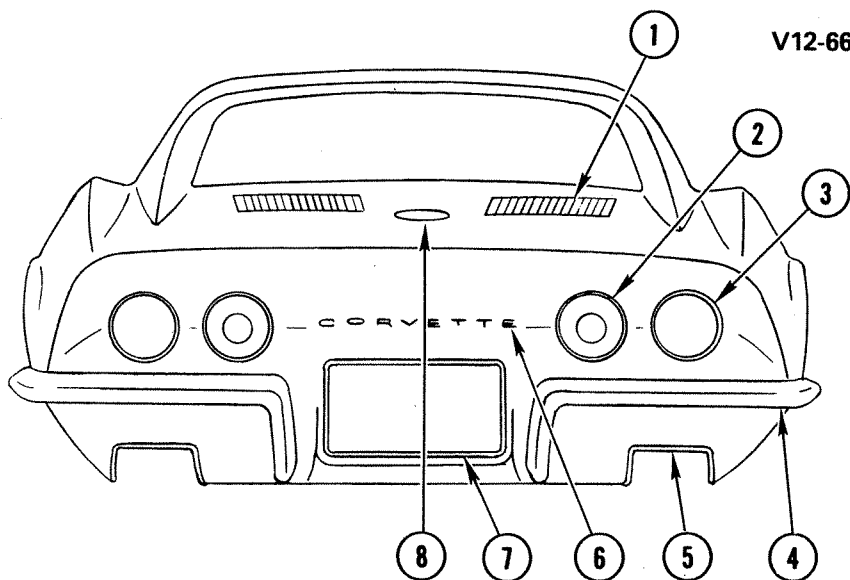


V12-65

V12-65

1970-72 "Y" FRONT MOLDINGS

1.	10.093	MOLDING, Reveal and Header	3935577	3.	7.828	GUARD, Bpr Frt-LH	3963127
2.	2.586	HOUSING ASM, Dir Sig, Park			7.828	GUARD, Bpr Frt-RH	3963128
		Rad Grille Otr Lp-LH	5964683	4.	1.303	EMBLEM, Frt	3912706
	2.586	HOUSING ASM, Dir Sig, Park		5.	1.266	GRILLE, Radiator Center	3966772
		Rad Grille Otr Lp-RH	5964684	6.	7.831	BAR, Frt Bumper	3974008
				7.	10.093	MOLDING, Side Reveal-RH	3966656
					10.093	MOLDING, Side Reveal-LH	3966655

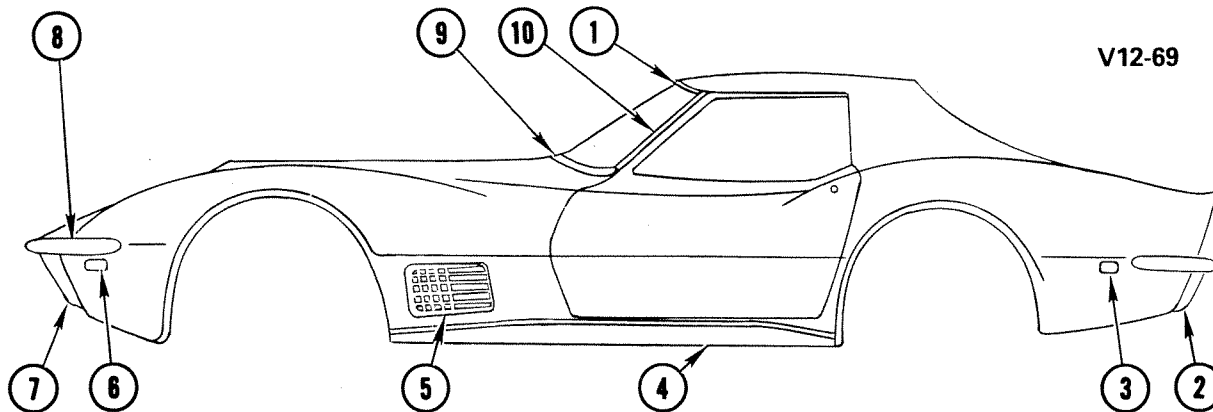


V12-66

V12-66

1970-73 "Y" REAR MOLDINGS

1.	9.789	PANEL, AirOtl Grille	336188	5.	3.705	BEZEL, Exhaust-RH	3966544
2.	2.679	LAMP ASM, Back-Up	917512		3.705	BEZEL, Exhaust-LH	
3.	2.679	LAMP ASM, Tail and Stop	910388	6.	12.182	LETTER KIT	3927979
4.	7.831	BUMPER ASM, RH	3922070	7.	7.800	BEZEL, Lic Plt	3919715
	7.831	Bumper ASM, LH	3922069	8.	12.945	BEZEL ASM	3977829
					12.945	EMBLEM	3957809

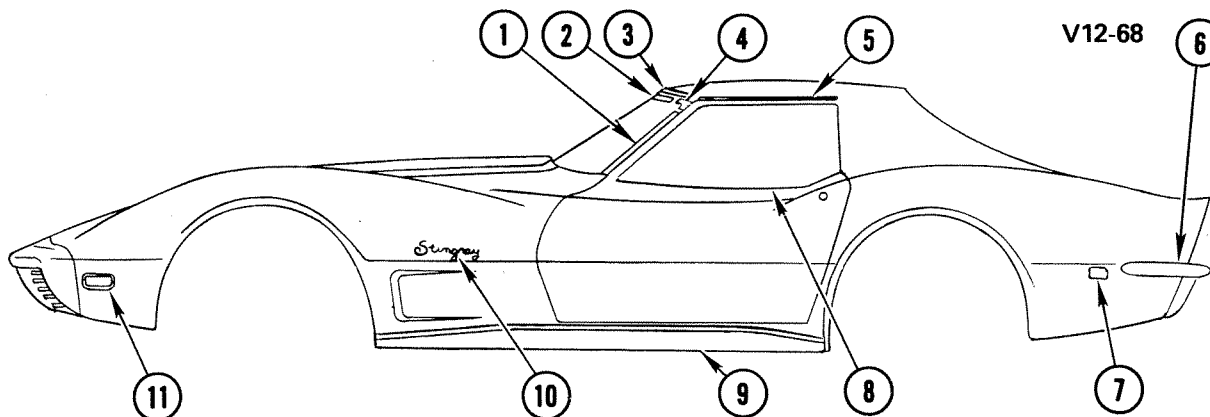


V12-69

V12-69

1970-72 "Y" SIDE MOLDINGS

1. 10.093	MOLDING, Reveal and Header	3935577	8.147	LOUVER, Frt Fender-RH	3995018
2. 7.831	BUMPER ASM, LH	3922069	6. 2.575	LAMP ASM, Frt Fdr Marker-LH	3973639
7.831	BUMPER ASM, RH	3922070	2.575	LAMP ASM, Frt Fdr Marker-RH	3973640
3. 2.575	LAMP ASM, Rr Qtr Marker-LH	3973653	7. 7.828	GUARD, Bpr Frt-LH	3963127
2.575	LAMP ASM, Rr Qtr Marker-RH	3973654	7.828	GUARD, Bpr FRT-RH	3963128
4. 8.304	MOLDING, Rocker Panel-LH	3977623	8. 7.831	BAR, Frt Bpr	3974008
8.304	MOLDING, Rocker Panel-RH	3977624	9. 10.093	MOLDING, Center	3962695
5. 8.147	LOUVER, Frt Fender-LH	3995017	10. 10.093	MOLDING, Side Rvl-RH	3966655
			10.093	MOLDING, Side Rvl-LH	3966656

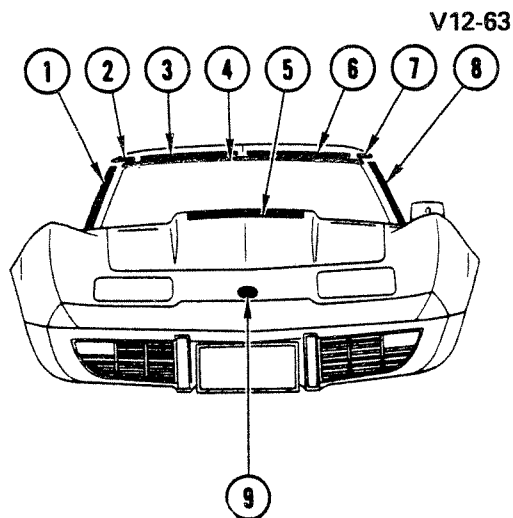


V12-68

V12-68

1973 "Y" SIDE MOLDINGS


1. 10.093	MOLDING, W/S Side Reveal-LH	331845	10.093	MOLDING, Roof Panel Side-RH	3972304
10.093	MOLDING, W/S Side Reveal-RH	331846	6. 7.831	BUMPER ASM, LH	3922069
2. 10.093	MOLDING, W/S Upr Reveal	3935577	7.831	BUMPER ASM, RH	3922070
3. 12.075	MOLDING, Roof Panel Front-LH	3935667	7. 2.575	LAMP ASM, Rr Qtr Marker-LH	3973653
12.075	MOLDING, Roof Panel Front-RH	3935668	2.575	LAMP ASM, Rr Qtr Marker-RH	3973654
4. 10.093	MOLDING, W/S Roof Corner-LH	3966601	8. 10.707	MOLDING, Frt Door Window Reveal-LH	3954525
10.093	MOLDING, W/S Roof Corner-RH	3966602	10.707	MOLDING, Frt Door Window Reveal-RH	3954526
5. 10.093	MOLDING, Roof Panel Side-LH	3972303	9. 8.304	MOLDING, Body Sill-LH	3977623
			8.304	MOLDING, Body Sill-RH	3977624
			10. 8.147	EMBLEM, Frt Fdr Side "Stingray"	3956216



V12-63

1973-75 FRONT MOLDINGS

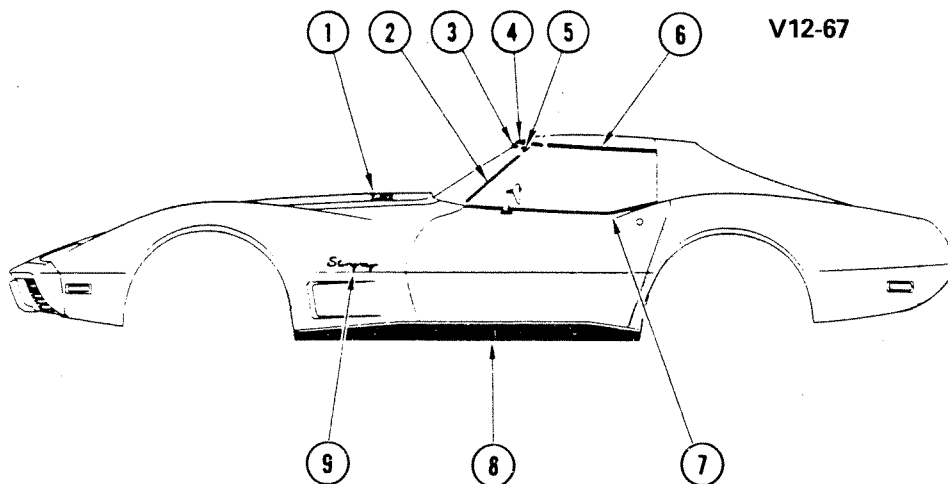
1. 10.093	MOLDING, W/S Side Reveal- RH	331846	7. 10.093	MOLDING, W/S Rf Cor-LH ..	3966601
2. 10.093	MOLDING, W/S Rf Cor-RH ..	3966602	8. 10.093	MOLDING, W/S Side Reveal-LH	331845
3. 12.075	MOLDING, Rf Pnl Frt-RH	3935668	9. 1.303	EMBLEM KIT, Body Frt (1973-74)	6259672
4. 10.096	MOLDING, Uprr Reveal	3935577	1.303	EMBLEM KIT, Body Frt (1975)	358738
5. 12.800	GRILLE, Hood Air Inlet	331805			
6. 12.075	MOLDING, Rf Pnl Frt-LH	3935667			



V12-64

1974-75 "Y" REAR MOLDING

1. 12.945	EMBLEM, Fuel Tank Filler Door	358737	2. 12.182	LETTER KIT, Body RR "Corvette"	6260519
-----------	-------------------------------------	--------	-----------	--------------------------------------	---------

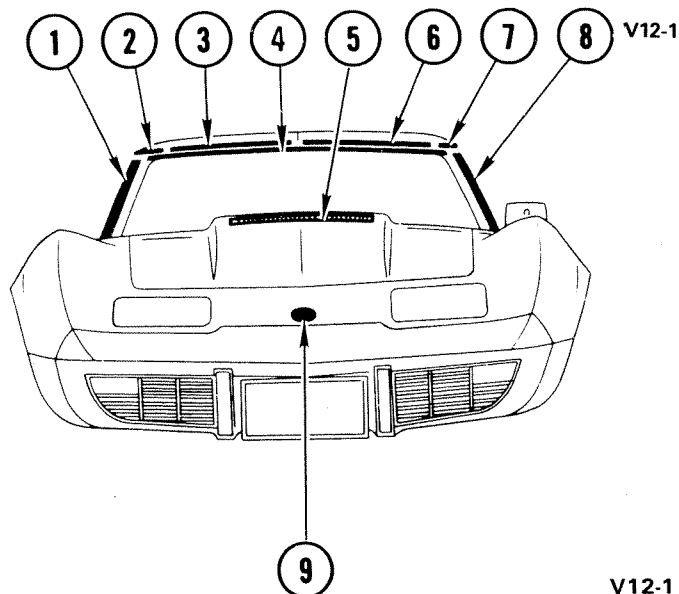


V12-67

V12-67

1974-75 "Y" SIDE MOLDING

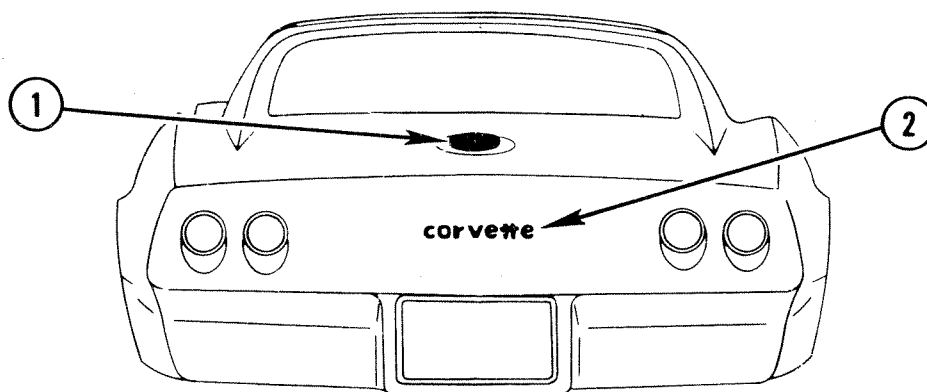
1.	8.055	EMBLEM, Hood "L82" (1975 Only)	372370
2.	10.093	MOLDING, W/S Side Reveal-LH	331845
	10.093	MOLDING, W/S Side Reveal-RH	331846
3.	10.093	MOLDING, W/S Upr Reveal	3935577
4.	12.075	MOLDING, Roof Panel Frt-LH	3935667
	12.075	MOLDING, Roof Panel Frt-RH	3935668
5.	10.093	MOLDING, W/S Roof Corner-LH	3966601
	10.093	MOLDING, W/S Roof Corner-RH	3966602
6.	12.075	MOLDING, Roof Panel Side-LH	3972303
	12.075	MOLDING, Roof Panel Side-RH	3972304
7.	10.707	MOLDING, Frt Door Wdo Reveal-LH	3954525
	10.707	MOLDING, Frt Door Wdo Reveal-RH	3954526
8.	8.304	MOLDING, Body Sill-LH	3977623
	8.304	MOLDING, Body Sill-RH	3977624
9.	8.147	EMBLEM, Frt Fender Side "Stingray"	3956216



1976-78 "Y" FRONT MOLDINGS

1. MOLDING, Side Reveal-RH (1976)	10.093	5. GRILLE, Hood Air Inlet (1976)	12.800
MOLDING, Side Reveal-RH (1977-78)	10.093	6. MOLDING, Frt Roof Panel Frt Drip-LH (1976-78)	12.075
2. MOLDING, W/S Roof Corner-RH (1976)	10.093	7. MOLDING, W/S Roof Corner-LH (1976)	10.093
MOLDING, W/S Roof Corner-RH (1977-78)	10.093	MOLDING, W/S Roof Corner-LH (1977-78)	10.093
3. MOLDING, Frt Roof Panel Frt Drip-RH (1976-78)	12.075	8. MOLDING, Side Reveal-LH (1976)	10.093
4. MOLDING, Upr Reveal (1976)	10.093	MOLDING, Side Reveal-LH (1977-78)	10.093
MOLDING, Upr Reveal (1977-78)	10.093	9. EMBLEM KIT, Rad Grille (1976)	1.303
		EMBLEM, Body Frt (1977-78)	1.303

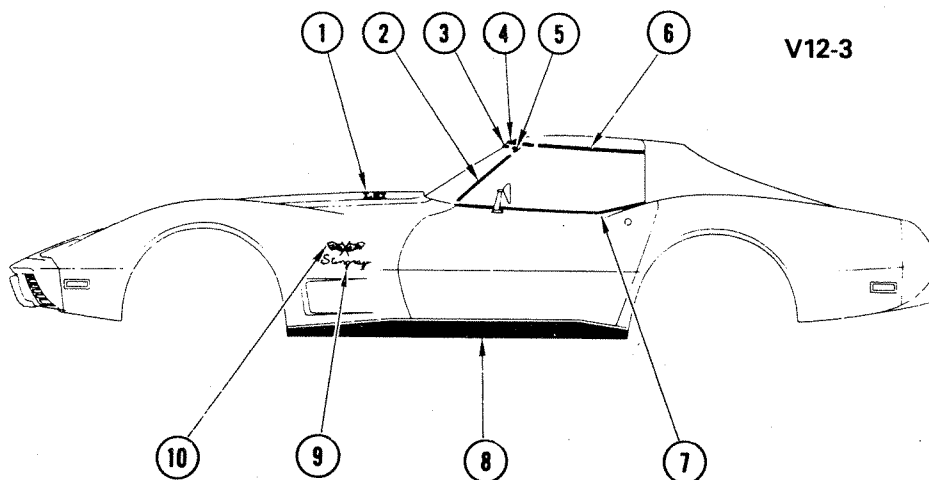
V12-2



V12-2

1976-77 "Y" REAR MOLDINGS

1. 12.945 EMBLEM, Fuel Tank Filler Door (1976)	358737	12.945 EMBLEM, Fuel Tank Filler Door (25 Anniv)(1978)	472718
12.945 EMBLEM, Fuel Tank Filler Door (1977)	379935	2. 12.182 PLATE, Body Rr Name "CORVETTE" (1976)	374699
12.945 EMBLEM, Fuel Tank Filler Door (1978)	472718	12.182 PLATE, Body Rr Name "CORVETTE" (1977-78)	462226

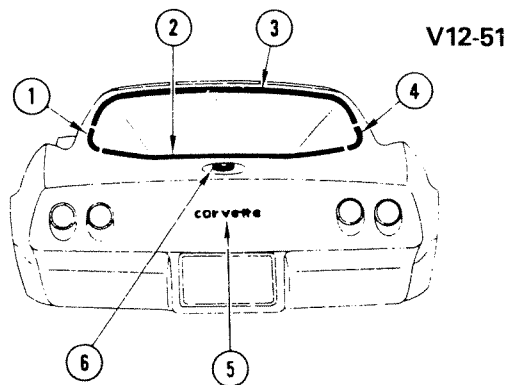


V12-3

V12-3

1976-77 "Y" SIDE MOLDINGS

1.	8.055	EMBLEM, Hood "L82"	372370
2.	10.093	MOLDING, W/S Side Reveal-LH (1976)	331845
	10.093	MOLDING, W/S Side Reveal-LH (1977)	375975
	10.093	MOLDING, W/S Side Reveal-RH (1976)	331846
	10.093	MOLDING, W/S Side Reveal-RH (1977)	375976
3.	10.093	MOLDING, W/S Upr Reveal (1976)	3935577
	10.093	MOLDING, W/S Upr Reveal (1977)	14009602
4.	12.075	MOLDING, Frt Roof Panel Frt Drip-LH	3935667
	12.075	MOLDING, Frt Roof Panel Frt Drip-RH	3935668
5.	10.093	MOLDING, W/S Roof Corner-LH (1976)	3966601
	10.093	MOLDING, W/S Roof Corner-LH (1977)	375973
	10.093	MOLDING, W/S Roof Corner-RH (1976)	3966602
	10.093	MOLDING, W/S Roof Corner-RH (1977)	375974
6.	12.075	MOLDING, Roof Panel Side Drip-LH (1976)	3972303
	12.075	MOLDING, Roof Panel Side Drip-RH (1976)	3972304
	12.075	MOLDING, Roof Panel Side Drip-LH (1977)	359633
	12.075	MOLDING, Roof Panel Side Drip-RH (1977)	359634
7.	10.707	MOLDING, Frt Door Wdo Reveal-LH	3954525
	10.707	MOLDING, Frt Door Wdo Reveal-RH	3954526
8.	8.304	MOLDING, Body Sill-LH	3977623
	8.304	MOLDING, Body Sill-RH	3977624
9.	8.147	EMBLEM, Frt Fender Side "STINGRAY" (1976)	3956216
10.	10.707	EMBLEM, Frt FENDER SIDE (1977)	466652



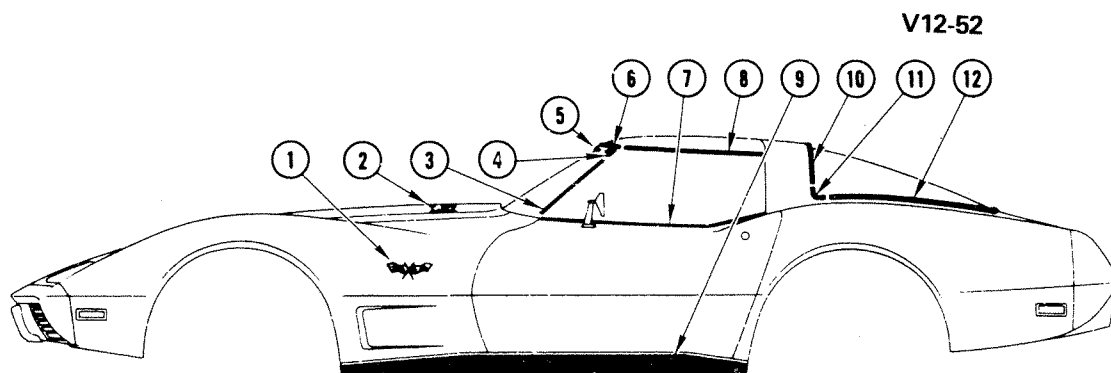
V12-51

1978-79 "Y" REAR MOLDINGS

- | | | | | |
|-----------|--|-----------|---|----------|
| 1. 11.208 | MOLDING, B/W Glass Si Rvl
(1978 1st Design)(*1) | 11.208 | MOLDING, B/W Glass, Up
Rvl (1978 2nd Design)(Exc
Z78)(*2) | 461166 |
| 11.208 | MOLDING, B/W Glass Si Rvl
(1978 2nd Design)(Exc
Z78)(*2) | 11.208 | MOLDING, B/W Glass, Up
Rvl (1978 WZ78, 1979) | 476255 |
| 11.208 | MOLDING, B/W Glass Si Rvl
(1978 W/Z78, 1979) | 4. 11.208 | MOLDING, B/W Glass, Si Rvl
(1978 1st Design)(*1) | 14002395 |
| 2. 11.208 | MOLDING, B/W Glass Lwr
Rvl (1978 1st Design)(*1) | 11.208 | MOLDING, B/W Glass, Si Rvl
(1978 2nd Design)(Exc
Z78)(*2) | 461164 |
| 11.208 | MOLDING, B/W Glass, Lwr
Rvl (1978 2nd Design)(Exc
Z78)(*2) | 11.208 | MOLDING, B/W Glass, Si Rvl
(1978 W/Z78, 1979) | 476254 |
| 11.208 | MOLDING, B/W Glass, Lwr
Rvl (1978 W/Z78, 1979) | 5. 12.182 | PLATE, Body Rear Name | 462226 |
| 3. 11.208 | MOLDING, B/W Glass, Up
Rvl (1978 1st Design)(*1) | 6. 12.945 | EMBLEM, Fuel Tank, Fil Dr | 471295 |
| | 14002396 | | | |

NOTE 1: Aluminum

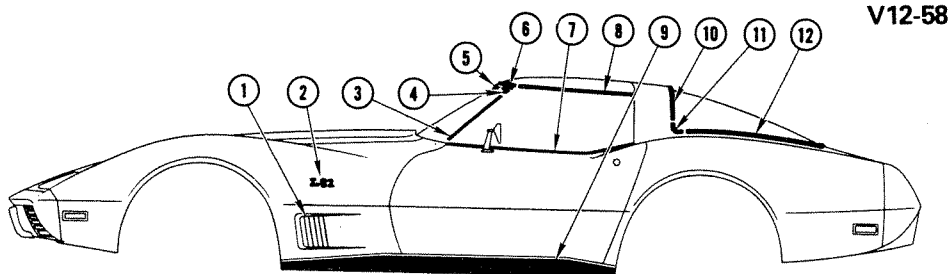
NOTE 2: Aluminum & Black



V12-52

1978-79 "Y" SIDE MOLDINGS

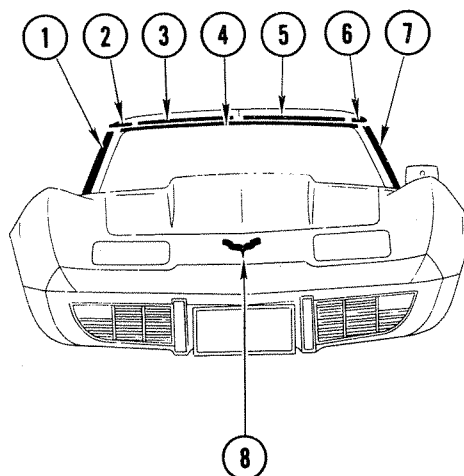
- | | | | | | |
|-----------|--|----------|------------|---|---------|
| 1. 8.147 | EMBLEM ASM, Frt Fdr Lwr
Pnl | 466652 | 7. 10.707 | MOLDING, Si Dr Wdo Glass
Trim-LH | 3954525 |
| 2. 8.055 | EMBLEM ASM, Hood Panel | 372370 | 10.707 | MOLDING, Si Dr Wdo Glass
Trim-RH | 3954526 |
| 3. 10.093 | MOLDING, W/S Si Rvl-LH | 375975 | 8. 12.075 | MOLDING ASM, Frt Rf Pnl Si
Drip-LH | 466609 |
| 10.093 | MOLDING, W/S Si Rvl-RH | 375976 | 12.075 | MOLDING ASM, Frt Rf Pnl Si
Drip-RH | 466610 |
| 4. 10.093 | MOLDING ASM, W/S Hd
Cor-LH | 375973 | 9. 8.304 | MOLDING, Body Sill-LH | 472749 |
| 10.093 | MOLDING ASM, W/S Hd
Cor-RH | 375974 | 8.304 | MOLDING, Body Sill-RH | 472750 |
| 5. 10.093 | MOLDING, W/S Up Rvl | 14009602 | 10. 11.208 | MOLDING, B/W Glass Up
Rvl | 461166 |
| 6. 12.075 | MOLDING ASM, Frt Roof Pnl
Frt Drip-LH | 3935667 | 11. 11.208 | MOLDING, B/W Glass Si Rvl | 461164 |
| 12.075 | MOLDING ASM, Frt Roof Pnl
Frt Drip-RH | 3935668 | 12. 11.208 | MOLDING, B/W Glass Lwr
Rvl | 461168 |



V12-58

1980-82 "Y" SIDE MOLDINGS

1.	8.147	LOUVER, Frt Fdr-RH	14038240
	8.147	LOUVER, Frt Fdr-LH	14038239
2.	8.147	EMBLEM ASM, Frt Fdr Lwr Pnl (L82) (1980)	14016115
	8.147	EMBLEM, Frt Fdr "cross-fire injection" (1982)	14043085
3.	10.093	MLDG, W/S Side-RH	375976
	10.093	MLDG, W/S Side-LH	375975
4.	10.093	MLDG, W/S Hd Cor-RH	375974
	10.093	MLDG, W/S Hd Cor-LH	375973
5.	10.093	MLDG, W/S Up	14009602
6.	12.075	MLDG ASM, Frt Rf Pnl Frt Drip-RH	14007070
	12.075	MLDG ASM, Frt Rf Pnl Frt Drip-LH	14007069
7.	10.075	MLDG, Si Dr Wdo Gls Trim-RH	3954526
	10.075	MLDG, Si Dr Wdo Gls Trim-LH	3954525
8.	12.075	MLDG, Frt Rf Pnl Si Drip-RH	14007074
	12.075	MLDG, Frt Rf Pnl Si Drip-LH	14007073
9.	8.304	MLDG, Body Sill-RH (1980)	14015284
	8.304	MLDG, Body Sill-LH (1980)	14015283
	8.304	MLDG, Body Sill-RH (1981-82)	14030132
	8.304	MLDG, Body Sill-LH (1981-82)	14030131
10.	11.208	MLDG, B/W Up	476255
11.	11.208	MLDG, B/W Si	476254
12.	11.208	MLDG, B/W Lwr	476256

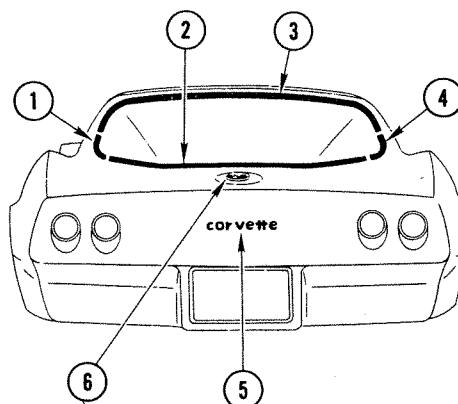


V12-59

V12-59

1979-82 "Y" FRONT MOLDINGS

1. 10.093	MLDG, W/S Side-RH	375976	7. 10.093	MLDG, W/S Si-LH	375975
2. 10.093	MLDG, W/S Hd Cor-RH	375974	8. 1.303	EMBLEM, Bdy Frt (1980)	14016098
3. 12.075	MLDG, Rf Pnl Frt Drip-RH	14007070	1.303	EMBLEM, Bdy Frt (1979)	379918
4. 10.093	MLDG, W/S Up	14009602	1.303	EMBLEM, Bdy Frt (1981)	14030129
5. 12.075	MLDG, Rf Pnl Frt Drip-LH	14007069	1.303	EMBLEM, Bdy Frt (1982 Y87)	14042292
6. 10.093	MLDG, W/S Hd Cor-LH	375973	1.303	EMBLEM, Bdy Frt (1982 Y07)	14042290

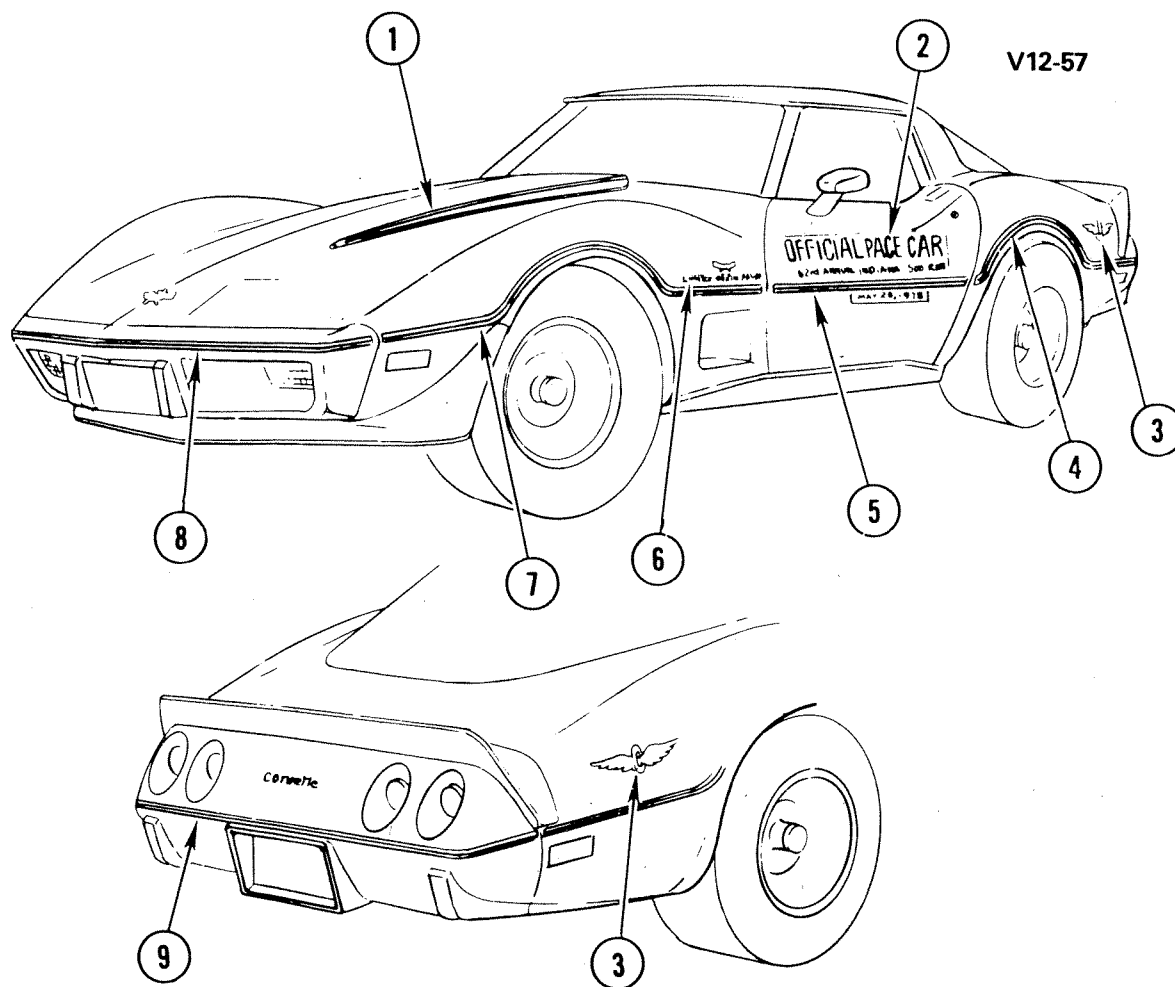


V12-60

V12-60

1980-82 "Y" REAR MOLDINGS

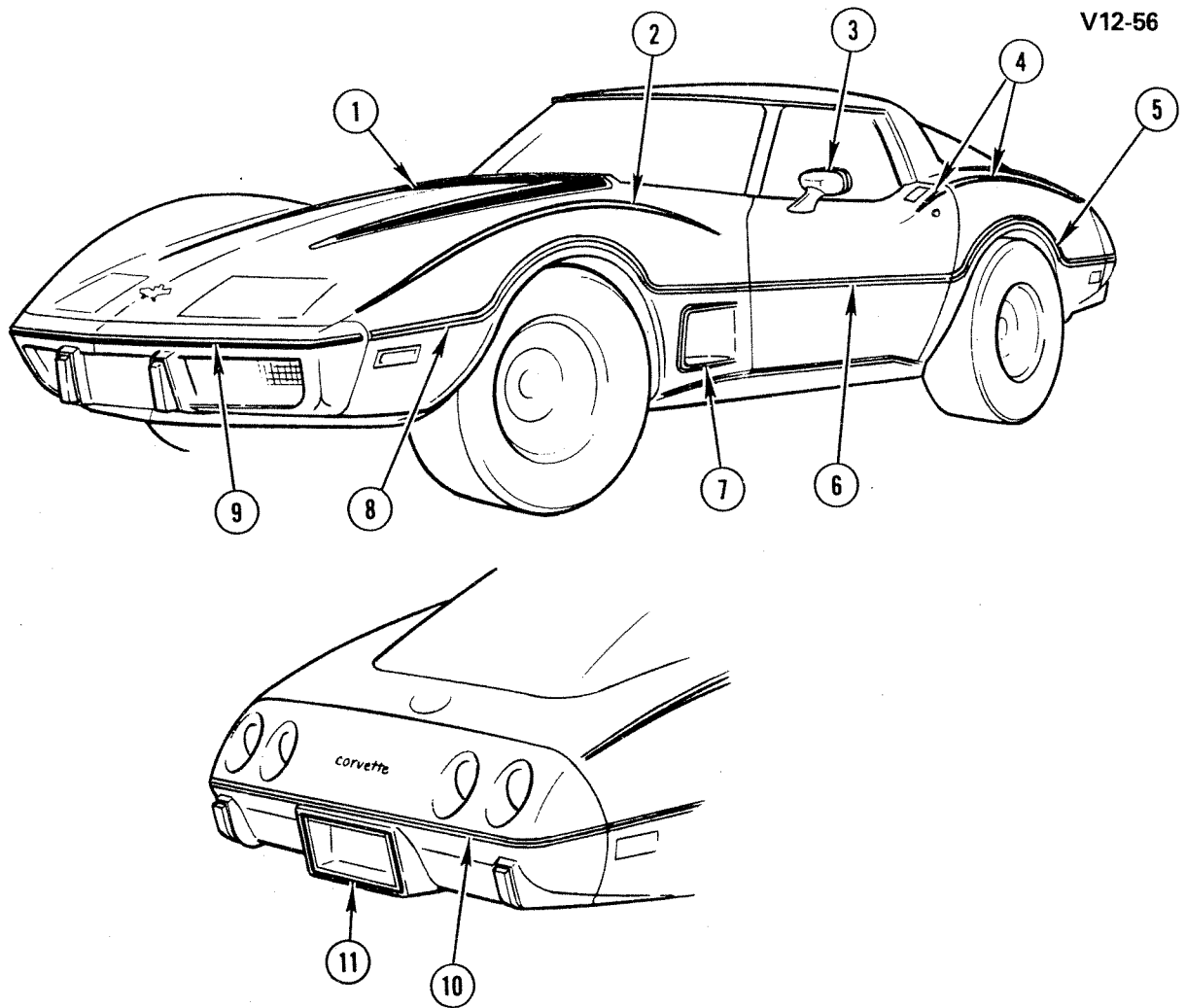
1. 11.208	MLDG, B/W Gls Si	476254	12.945	EMBLEM, Fuel Tank Fil Dr (1981)	14030130
2. 11.208	MLDG, B/W Gls Lwr	476256	12.945	EMBLEM, Fuel Tank Fil Dr (1982 Y87)	14042293
3. 11.208	MLDG, B/W Gls Up	476255	12.945	EMBLEM, Fuel Tank Fil Dr (1982 Y07)	14042291
4. 11.208	MLDG, B/W Gls Si	476254			
5. 12.182	PLATE, Bdy Rr Name	14016100			
6. 12.945	EMBLEM, Fuel Tank Fil Dr (1980)	14016099			



V12-57

1978 "Y" BODY STRIPES & DECALS (Z78)

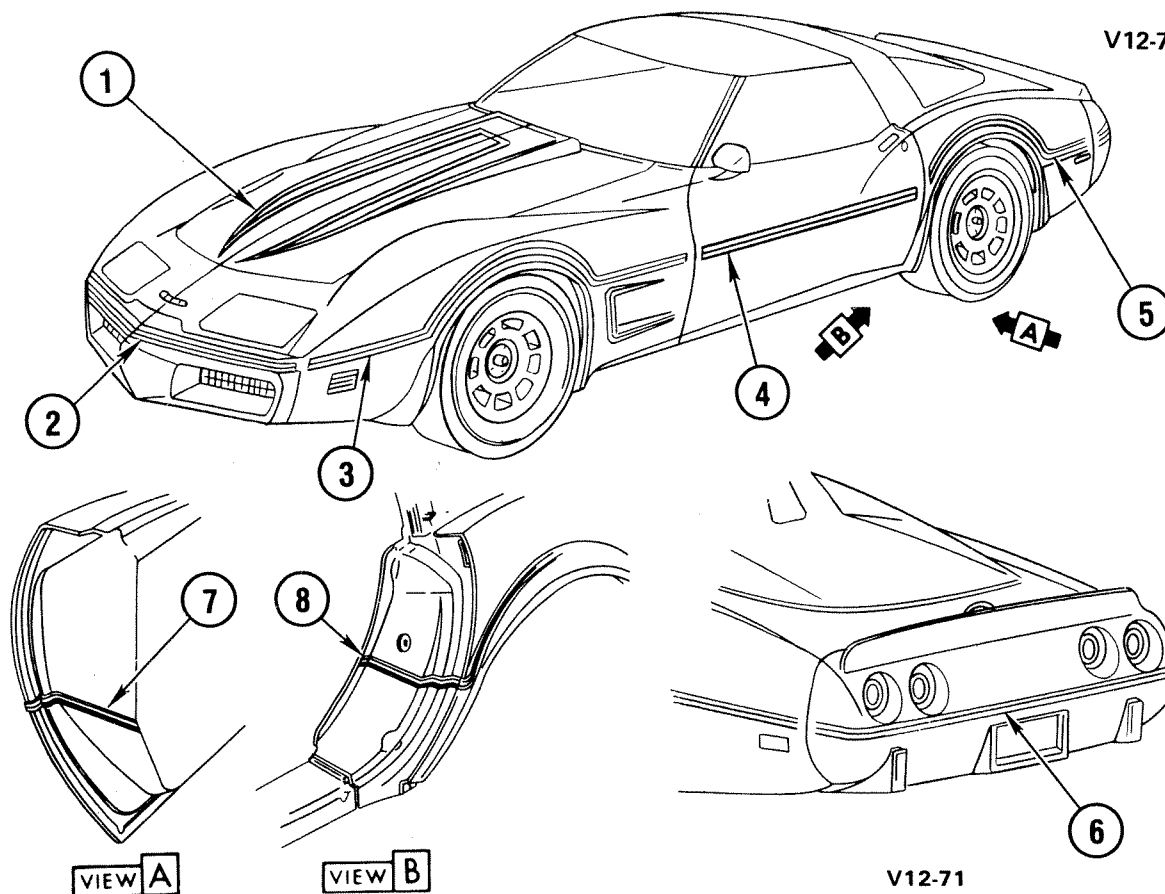
1.	8.055	STRIPE, Hood Panel Acnt	476268
2.	12.112	DECAL, Dr Side	476283
3.	12.116	DECAL, Rr Qtr Pnl Side	476284
4.	12.116	STRIPE, Rr Qtr Pnl Lwr Acnt-RH	476264
	12.116	STRIPE, Rr Qtr Pnl Lwr Acnt-LH	476263
5.	12.112	STRIPE, Side Dr Acnt	476267
6.	8.132	DECAL, Frt Fdr Side	476281
7.	8.132	STRIPE, Side Frt Fdr Lwr-RH	476262
	8.132	STRIPE, Side Frt Fdr Lwr-LH	476261
8.	7.832	STRIPE, Frt Acnt	476265
9.	7.832	STRIPE, Rr Acnt	476266



V12-56

1978 "Y" BODY STRIPES (B2Z)

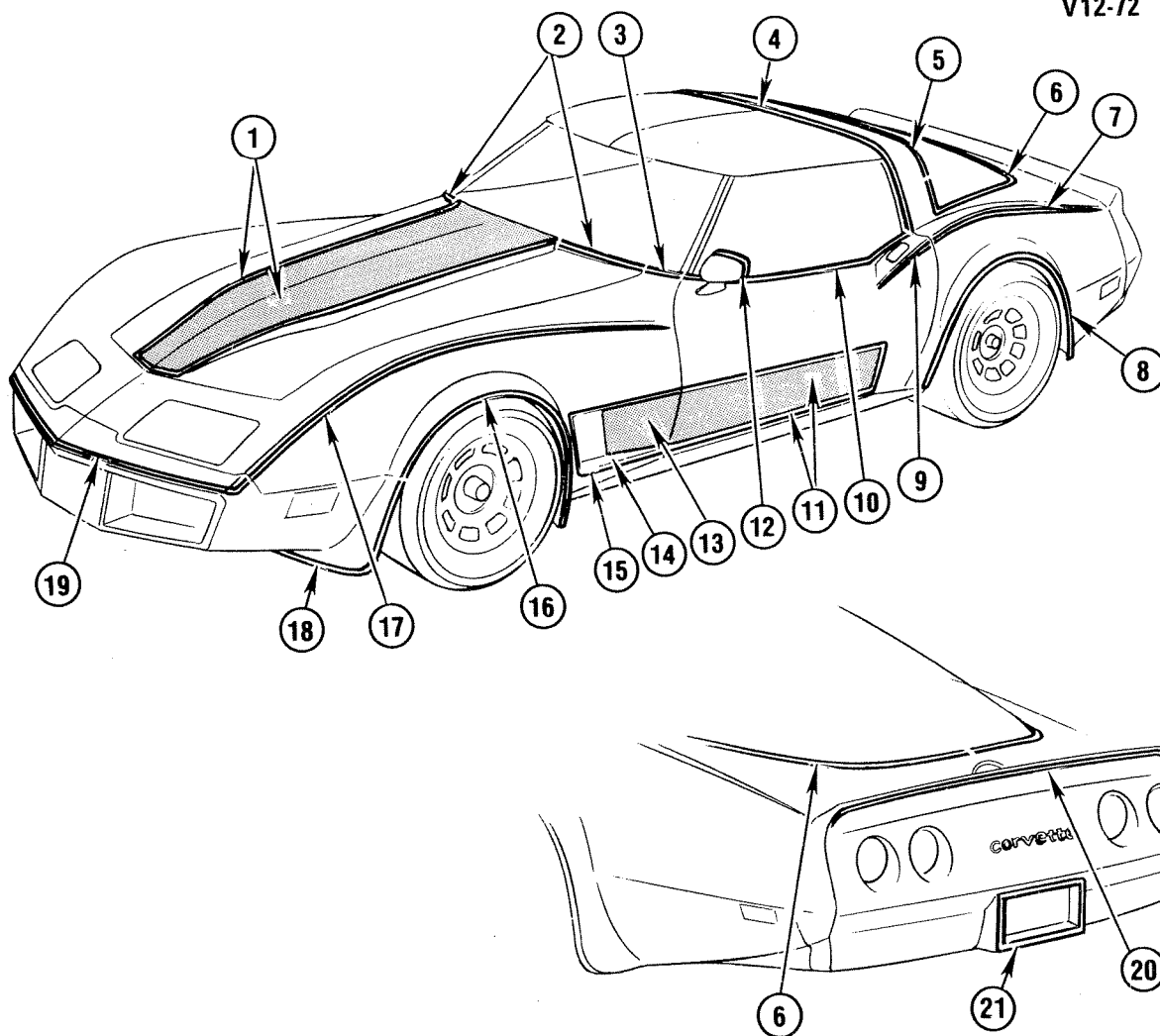
1.	8.055	STRIPE, Hood Panel Acnt Stripe	473280	12.116	STRIPE, Rr Qtr Pnl Lwr Acnt Stripe-LH (Silver)	473267	
2.	8.132	STRIPE, Si Frt Fdr Upwr Acnt Stripe-RH	473276	6.	12.112	STRIPE, Si Dr Acnt Stripe (Silver)	473263
	8.132	STRIPE, Si Frt Fdr Upwr Acnt Stripe-LH	473275	7.	8.132	STRIPE, Frt Fdr Si Vent Acnt Stripe-RH	473270
3.	10.185	STRIPE, O/S Rr View Mir Acnt Stripe-RH	473272		8.132	STRIPE, Frt Fdr Si Vent Acnt Stripe-LH	473269
	10.185	STRIPE, O/S Rr View Mir Acnt Stripe-LH	473271	8.	8.132	STRIPE, Si Frt Fdr Lwr Acnt Stripe-RH (Silver)	473266
4.	12.116	STRIPE, Rr Qtr Pnl Upwr Acnt Stripe-RH	473274		8.132	STRIPE, Si Frt Fdr Lwr Acnt Stripe-LH (Silver)	473265
	12.116	STRIPE, Rr Qtr Pnl Upwr Acnt Stripe-LH	473273	9.	7.832	STRIPE, Frt Acnt Stripe (Silver)	473261
5.	12.116	STRIPE, Rr Qtr Pnl Lwr Acnt Stripe-RH (Silver)	473268	10.	7.832	STRIPE, Rr Acnt Stripe (Silver)	473262
				11.	7.832	STRIPE, Rr Lic Plt Acnt Stripe	473264



V12-71

1981-82 "Y(87)" BODY STRIPES (Z05)

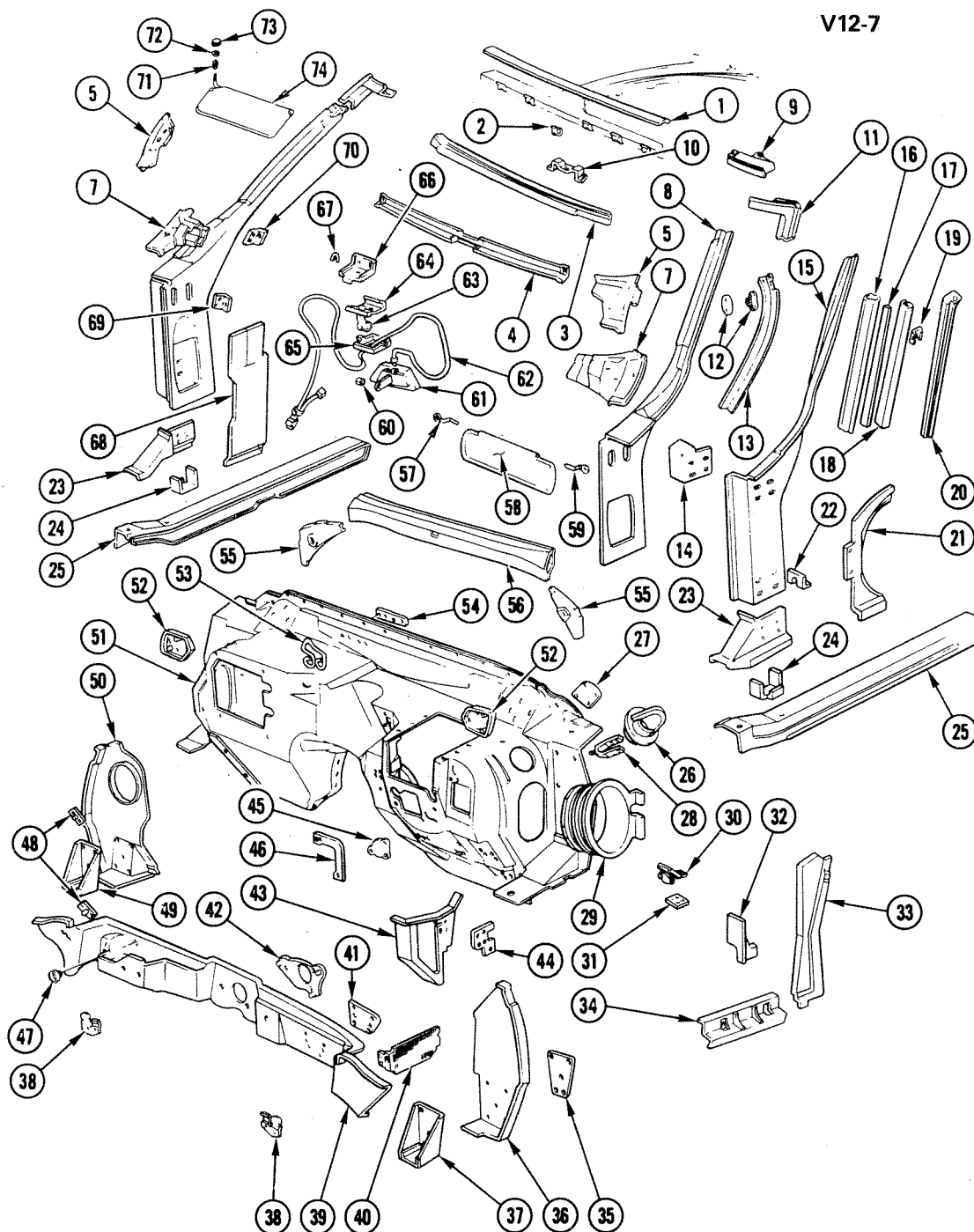
1.	8.055	STRIPE, Hood Center (Red)	14038248	12.112	STRIPE, Front Door	
	8.055	STRIPE, Hood Center			(Gold)(1981 only)	14038243
		(Blue)(1981)	14038246	5.	12.116	STRIPE, Rear Quarter-LH
	8.055	STRIPE, Hood Center			(Red)	14038263
		(Blue)(1982)	14045987		12.116	STRIPE, Rear Quarter-RH
	8.055	STRIPE, Hood Center (Gray)	14038249		(Red)	14038264
	8.055	STRIPE, Hood Center			12.116	STRIPE, Rear Quarter-LH
		(Gold)(1981 only)	14038247		(Blue)	14038259
2.	7.832	STRIPE, Front Bumper Fascia			12.116	STRIPE, Rear Quarter-RH
	(Red)	14030196			(Blue)	14038260
	7.832	STRIPE, Front Bumper Fascia			12.116	STRIPE, Rear Quarter-LH
	(Blue)	14030194			(Gray)	14038265
	7.832	STRIPE, Front Bumper Fascia			12.116	STRIPE, Rear Quarter-RH
	(Gray)	14030197			(Gray)	14038266
	7.832	STRIPE, Front Bumper Fascia			12.116	STRIPE, Rear Quarter-LH
	(Gold)(1981 only)	14030195			(Gold)(1981 only)	14038261
3.	8.132	STRIPE, Front Fender Upper-LH (Red)	14038255		12.116	STRIPE, Rear Quarter-RH
	8.132	STRIPE, Front Fender Upper-RH (Red)	14038256		(Gold)(1981 only)	14038262
	8.132	STRIPE, Front Fender Upper-LH (Blue)	14038251	6.	7.832	STRIPE, Rear Bumper Fascia
	8.132	STRIPE, Front Fender Upper-RH (Blue)	14038252		(Red)	14030200
	8.132	STRIPE, Front Fender Upper-LH (Gray)	14038257		7.832	STRIPE, Rear Bumper Fascia
	8.132	STRIPE, Front Fender Upper-RH (Gray)	14038258		(Blue)	14030198
	8.132	STRIPE, Front Fender Upper-LH (Gold)(1981 only)	14038253		7.832	STRIPE, Rear Bumper Fascia
	8.132	STRIPE, Front Fender Upper-RH (Gold)(1981 only)	14038254		(Gray)	14038241
4.	12.112	STRIPE, Front Door (Red)	14038244		7.832	STRIPE, Rear Bumper Fascia
	12.112	STRIPE, Front Door (Blue)	14038242		(Gold)(1981 only)	14030199
	12.112	STRIPE, Front Door (Gray)	14038245			14049129
				7.	12.112	STRIPE, F/D Ext (Red)
					12.112	STRIPE, F/D Ext (Blue)
					12.112	STRIPE, F/D Ext (Gray)
					12.112	STRIPE, Lk Plr-LH (Red)
					12.116	STRIPE, Lk Plr-RH (Red)
					12.116	STRIPE, Lk Plr-LH (Blue)
					12.116	STRIPE, Lk Plr-RH (Blue)
					12.116	STRIPE, Lk Plr-LH (Gray)
					12.116	STRIPE, Lk Plr-RH (Gray)



V12-72

1982 "Y(07)" BODY STRIPES (Z05)(COLLECTOR EDITION)

1.	8.055	STRIPE, Hood Ctr (One Piece)	14045979	12.	10.185	STRIPE, Sport Mirror-LH	14045955
2.	8.055	STRIPE, Hood Rr-LH	14045977		10.185	STRIPE, Sport Mirror-RH	14045956
	8.055	STRIPE, Hood Rr-RH	14045978	13.	8.132	STRIPE, F/Fdr Air Extractor	
3.	8.132	STRIPE, F/Fdr Rr-LH	14045959			Inr-LH	14045965
	8.132	STRIPE, F/Fdr Rr-RH	14045960		8.132	STRIPE, F/Fdr Air Extractor	
4.	12.812	STRIPE, Roof Pnl	14045973			Inr-RH	14045966
5.	12.812	STRIPE, Rr Wdo Opg Up	14045974	14.	8.132	STRIPE, F/Fdr Air Extractor	
6.	12.812	STRIPE, Rr Wdo Opg Lwr &				Ctr-LH	14045967
		Otr-LH	14045975		8.132	STRIPE, F/Fdr Air Extractor	
	12.812	STRIPE, Rr Wdo Opg Lwr &				Ctr-RH	14045968
		Otr-RH	14045976	15.	8.132	STRIPE, F/Fdr Air Extractor	
7.	12.116	STRIPE, Rr Qtr Up-LH	14045969			Otr-LH	14045963
	12.116	STRIPE, Rr Qtr Up-RH	14045970		8.132	STRIPE, F/Fdr Air Extractor	
8.	12.116	STRIPE, Rr Whl Opg-LH	14045971			Otr-RH	14045964
	12.116	STRIPE, Rr Whl Opg-RH	14045972	16.	8.132	STRIPE, F/Fdr Whl Opg-LH	14045961
9.	12.112	STRIPE, F/D Up Rr-LH	14045953		8.132	STRIPE, F/Fdr Whl Opg-RH	14045962
	12.112	STRIPE, F/D Up Rr-RH	14045954	17.	8.132	STRIPE, F/Fdr Up-LH	14045957
10.	12.112	STRIPE, F/D Up-LH	14045951		8.132	STRIPE, F/Fdr Up-RH	14045958
	12.112	STRIPE, F/D Up-RH	14045952	18.	7.832	STRIPE, Frt Fascia Lwr-LH	14045943
11.	12.112	STRIPE, F/D Lwr-LH (One			7.832	STRIPE, Frt Fascia Lwr-RH	14045944
		Piece)	14045949	19.	7.832	STRIPE, Frt Bpr Fascia Up	14045945
	12.112	STRIPE, F/D Lwr-RH (One		20.	7.832	STRIPE, Rr Bpr Fascia Up	14045946
		Piece)	14045950	21.	7.832	STRIPE, Rr Lic Plt Pkt Up	14045947
					7.832	STRIPE, Rr Lic Plt Pkt Lwr	14045948



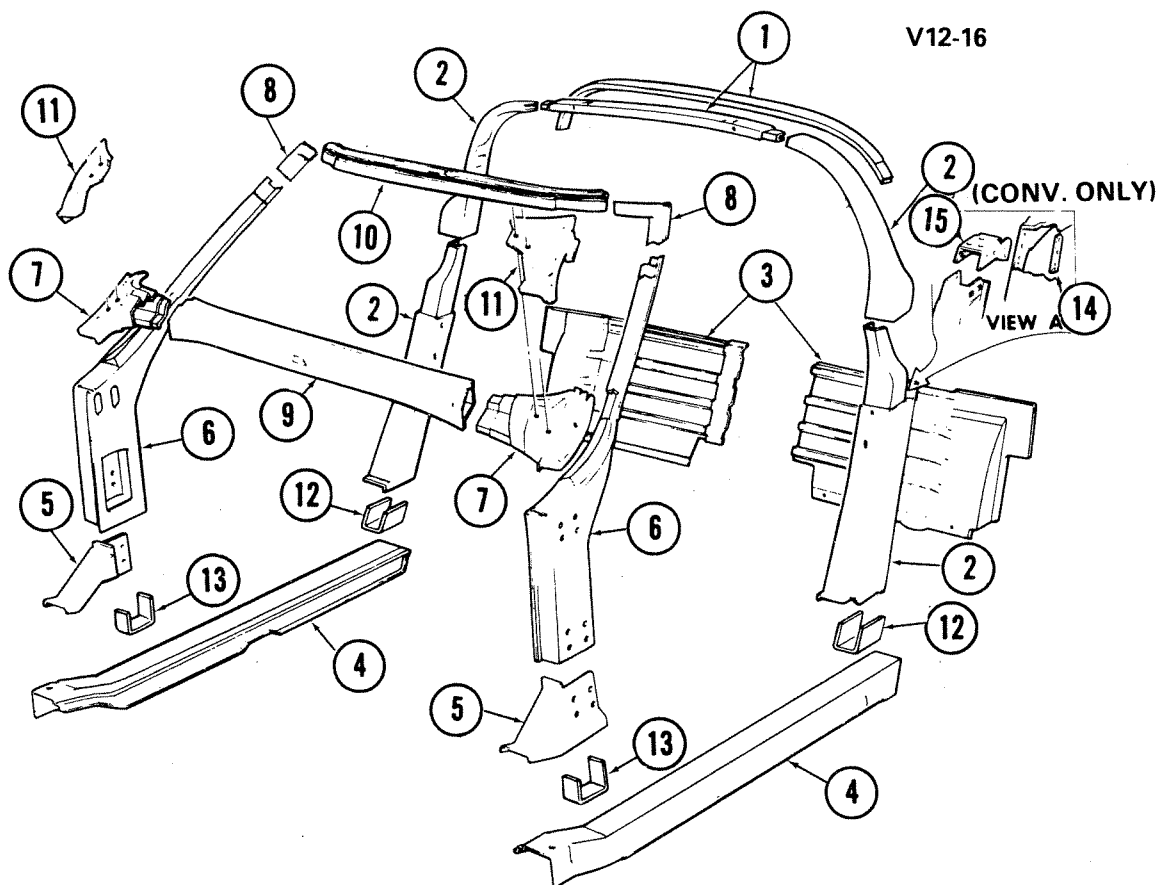
V12-7

V12-7

1968-82 "Y" FRONT END BODY

1968-82 "Y" FRONT END BODY

1. MOLDING, W/S Upr Reveal	10.093	39. PANEL, Plenum Center	12.804
2. CLIP, W/S Reveal Mldg Upr Inr	10.096	40. SCREEN, Plenum Side Panel	12.941
3. FRAME ASM, W/S Upper	12.807	41. REINFORCEMENT, Plenum Center	N.S.
4. MOLDING, W/S Upper Garnish	10.051	42. REINFORCEMENT, W/S Wiper Mtr	10.152
5. STRIP, W/S Lwr Otr Frm to Frt Fdr	12.840	43. PANEL, Plenum Center Filler	9.262
7. FRAME ASM, W/S Lower Corner	12.807	44. PLATE, Plenum Ctr Panel Filler Panel	9.262
8. REINFORCEMENT, Body Hinge Pillar	12.840	45. PLUG ASM, Clutch Pedal Push Rod	0.829
9. MOLDING, W/S Header Corner	10.093	46. PLATE, Fuse Panel Tap	N.S.
10. BRACKET, W/S Header Mldg Support	12.810	47. PLUG, Panel Plenum Center	N.S.
11. FRAME ASM, W/S Upr Corner Outer	12.808	48. BRACKET, Heater Blower Inlet	8.852
12. FASTENER, W/S Garnish Mldg	10.056	49. SUPPORT, Plenum Side Panel	12.804
13. MOLDING, W/S Side Garnish	10.051	50. PANEL, Plenum Side	12.804
14. PLATE, Body Hinge Pillar Reinf Upr	12.840	51. PANEL, Dash	12.803
15. REINFORCEMENT, Body Hinge Pillar	12.840	52. REINFORCEMENT, W/S Wiper Trans	10.160
16. MOLDING, Side Reveal	10.093	53. BRACKET, W/S Wiper Trans	10.130
17. STRIP, Sealer	N.S.	54. REINFORCEMENT, W/S Wiper Brkt	10.130
18. RETAINER, W/S Frame W/Strip	N.S.	55. GUSSET, Pillar to W/S Frame Lower	12.840
19. CLIP, W/S Frame	10.695	56. FRAME ASM, W/S Lower Outer	12.807
20. WEATHERSTRIP, Door Open & W/S	10.694	57. SUPPORT, Sunshade Inboard (1968-76)	10.219
21. PILLAR, Body Hinge	12.840	58. SUNSHADE ASM (1968-76)	10.203
22. SUPPORT, Body Hinge Pillar Rear	12.840	59. SUPPORT, Sunshade Outboard (1968-76)	10.219
23. SUPPORT, Body Hinge Pillar Front	12.840	60. BUSHING, Rr View Mirror Stud	10.186
24. BRACE, Body Hinge Pillar	12.804	61. MIRROR, Rr View	10.185
25. REINFORCEMENT, Door Sill	12.981	62. WIRE ASM, Rr View Mirror &	N.S.
26. OUTLET, Dash Panel Air	9.789	63. BRACKET, Rr View Mirror	10.186
27. REINFORCEMENT, W/S Wiper Trans	10.160	64. RETAINER, Rr View Mirror Brkt	10.186
28. STRAP, Side Outlet Adapter Duct	9.789	65. COVER, Rr View Mirror Supt	10.187
29. OUTLET, Dash Panel Vent Air	9.789	66. BRACKET, Rr View Mirror	10.186
30. PEDAL, Dimmer Switch	2.459	67. SHIM, Rr View Mirror Brkt	10.186
31. PLATE, Dimmer Pedal Mtg	2.459	68. INSULATOR, Body Hinge Pillar	N.S.
32. PANEL, Door Sill Filler	12.934	69. BRACKET, Lower (Part of Item #8)	N.S.
33. PANEL, Dash Extension	12.804	70. BRACKET, Upper (Part of Item #8)	N.S.
34. EXTENSION, Dash Lower	10.230	71. SPRING, Sunshade Supt	10.219
35. REINFORCEMENT, Plenum Side Panel	12.804	72. WASHER	8.932
36. PANEL, Plenum Side	12.804	73. PLUG, 5/8" Dia Hole Chrome	8.973
37. SUPPORT, Plenum Side Panel	12.804	74. SUNSHADE ASM	10.203
38. FILLER ASM, W/S Lwr Corner Outer	12.807		

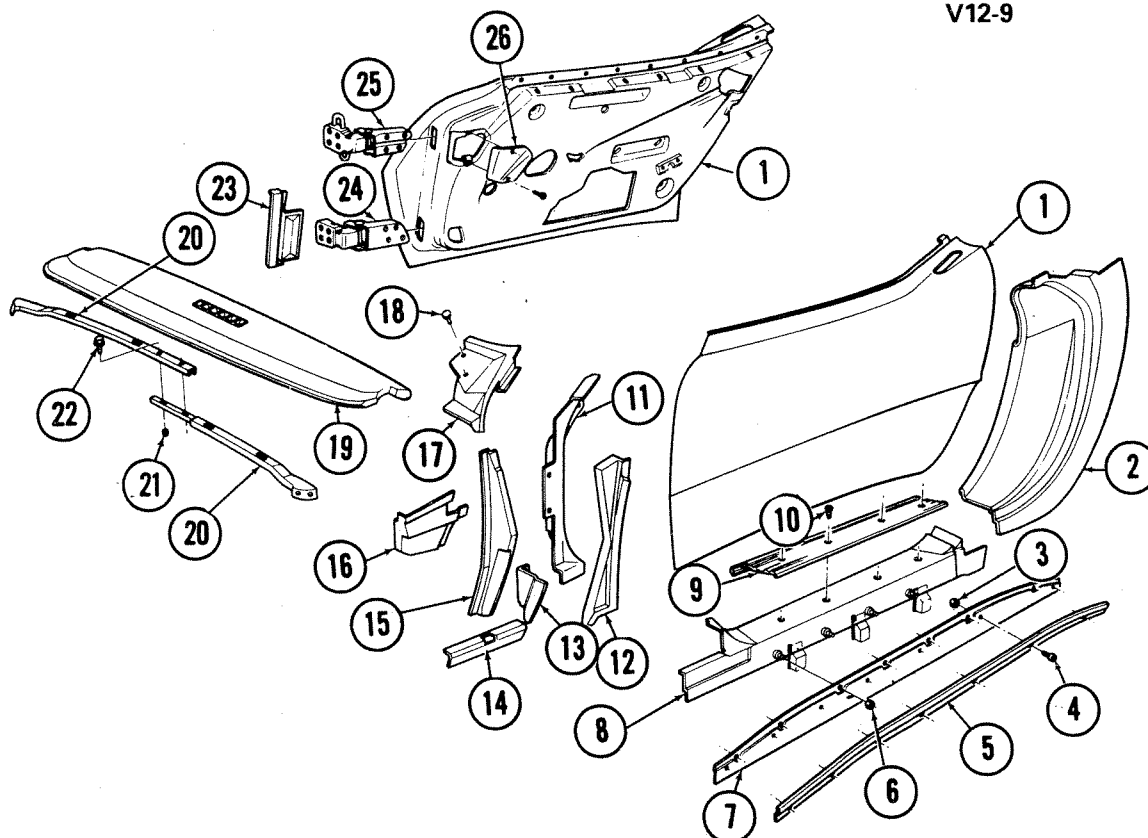


V12-16

1968-82 "Y" BODY FRAME

1. BOW ASM	12.952
2. PILLAR	12.942
3. SUPPORT	12.942
4. REINFORCEMENT ASM	12.981
5. SUPPORT	12.840
6. PILLAR ASM	12.840
7. FRAME ASM	12.808
8. FRAME ASM	12.808
9. FRAME ASM	12.807
10. FRAME ASM	12.807
11. STRIP	12.840
12. SUPPORT	12.840
13. REINFORCEMENT	12.804
14. PLATE	12.942
15. BRACKET ASM	10.569

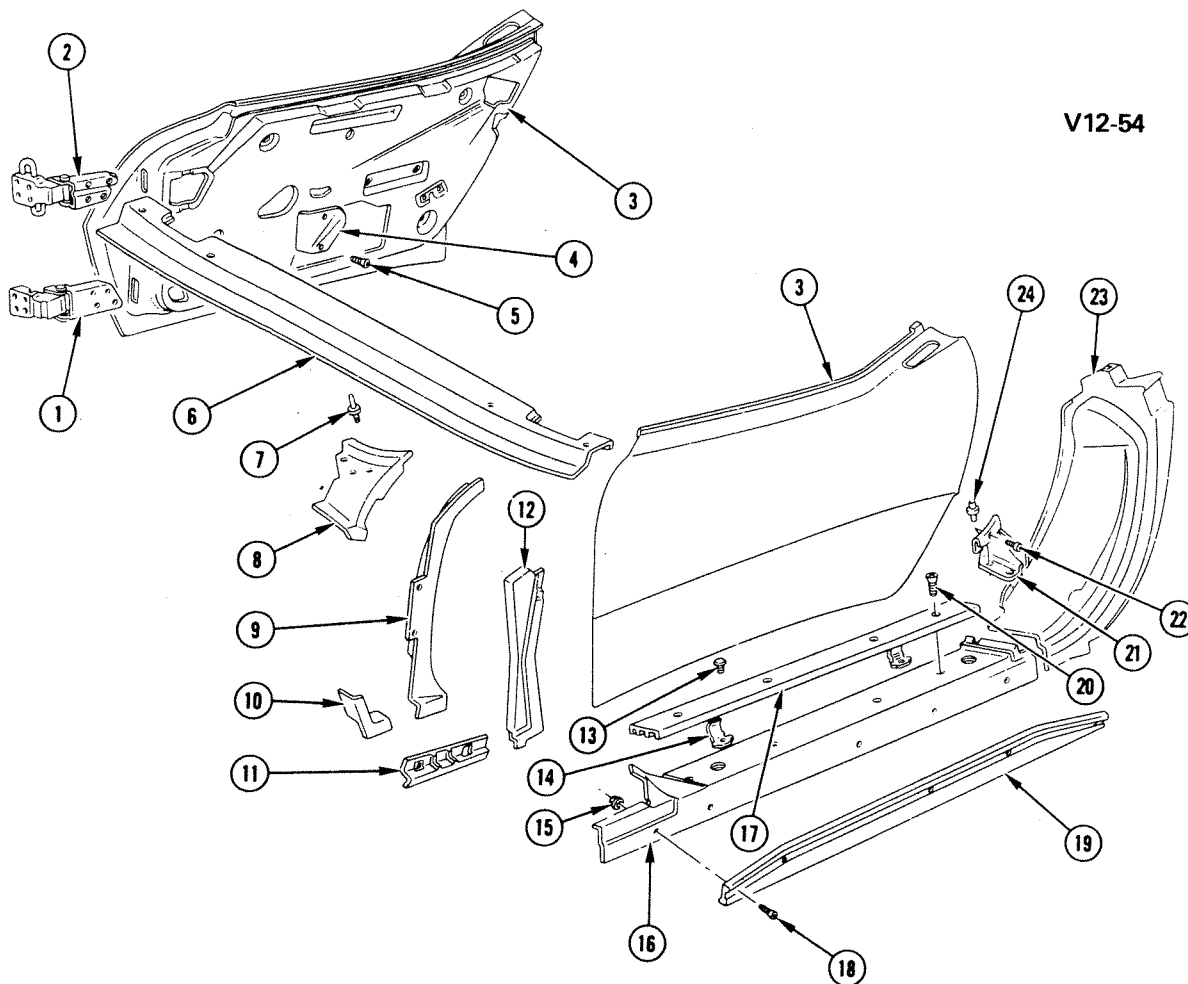
V12-9



V12-9

1968-75 "Y" CENTER BODY

1. PANEL ASM, Door	10.351
2. PILLAR, Rear Body Lock	12.942
3. NUT	8.915
4. SCREW (#8-18 x 1/2")	8.977
5. MOLDING	8.304
6. NUT (#10-24)	8.921
7. MOLDING	8.304
8. REINFORCEMENT	12.981
9. PLATE	11.175
10. SCREW (#10-16 x 3/4")	8.977
11. PILLAR	12.840
12. PANEL	12.804
13. PANEL, Door Sill Filler	12.934
14. EXTENSION, Lower Door	10.230
15. PANEL, Cowl Side	12.804
16. EXTENSION, Door Sill	12.934
17. STRIP	12.840
18. RIVET	8.967
19. PAD ASM	14.655
20. REINFORCEMENT	12.840
21. NUT (1/4"-20)	8.915
WASHER (1/4")	8.932
22. BOLT (1/4"-20 x 1/2")	8.900
23. PANEL	12.804
24. HINGE ASM, Lower	10.450
25. HINGE ASM, Upper	10.450
26. COVER, Upper Hinge	10.450

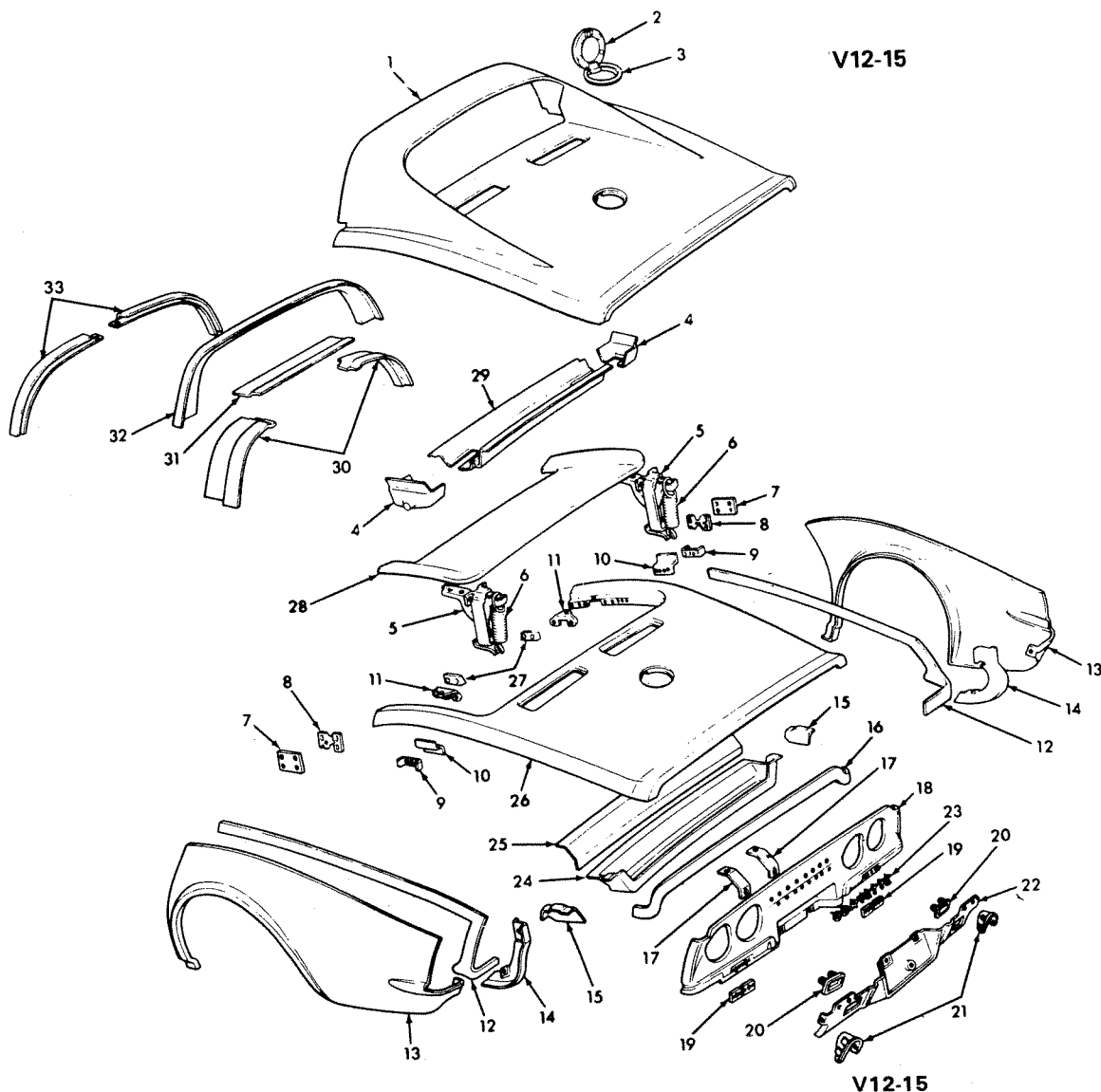


V12-54

V12-54

1976-82 "Y" CENTER BODY

1. HINGE ASM, Si Dr Lwr-LH	10.450	12. HINGE ASM, Si Dr Lwr-RH	10.450	22. SCREW (#8-18 x 7/16")	12.118
2. HINGE ASM, Si Dr Upr-LH	10.450	13. PANEL, Dash Ext-LH	12.804	23. PILLAR, Body Lock-LH	12.942
3. HINGE ASM, Si Dr Upr-RH	10.450	14. PANEL, Dash Ext-RH	12.804	24. PILLAR, Body Lock-RH	12.942
4. HINGE ASM, Si Dr Upr-RH	10.450	15. RIVET (3/16" x 1/2")	N.S.	25. RIVET (1/4"-3/8 x 3/16")	N.S.
5. COVER, Si Dr Upr Hge-LH	10.450	16. CLIP	N.S.		
6. COVER, Si Dr Upr Hge-RH	10.450	17. NUT, Hex (#10-24)	8.915		
7. SCREW (#10-16 x 1/2")	8.977	18. SILL, Dr-LH	12.934		
8. RETAINER, I/P	10.267	19. SILL, Dr-RH	12.934		
9. RIVET, Dome Hd Blind (1/8"-1/4" x 3/16")	N.S.	20. PLATE, Si Dr Sill	11.175		
10. STRIP, W/S Lwr Qtr Frm to Frt Fdr		21. SCREW (#10-24 x 3/4")	8.909		
11. STRIP, W/S Lwr Qtr Frm to Frt Fdr		22. MOLDING, Body Sill-LH	8.304		
12. STRIP, W/S Lwr Qtr Frm to Frt Fdr		23. MOLDING, Body Sill-RH	8.304		
13. Upr Bond-LH	12.840	24. SCREW (M4.2-1.41 x 20)	8.977		
14. Upr Bond-RH	12.840	25. DIVERTER ASM, Body Lk Plr Water-LH	10.355		
15. PILLAR, Body Hinge-LH	12.840	26. DIVERTER ASM, Body Lk Plr Water-RH	10.355		
16. PILLAR, Body Hinge-RH	12.840				
17. PANEL, Dr Sill Filler-LH	12.934				
18. PANEL, Dr Sill Filler-RH	12.934				
19. EXTENSION, Dash Lwr-LH	10.230				

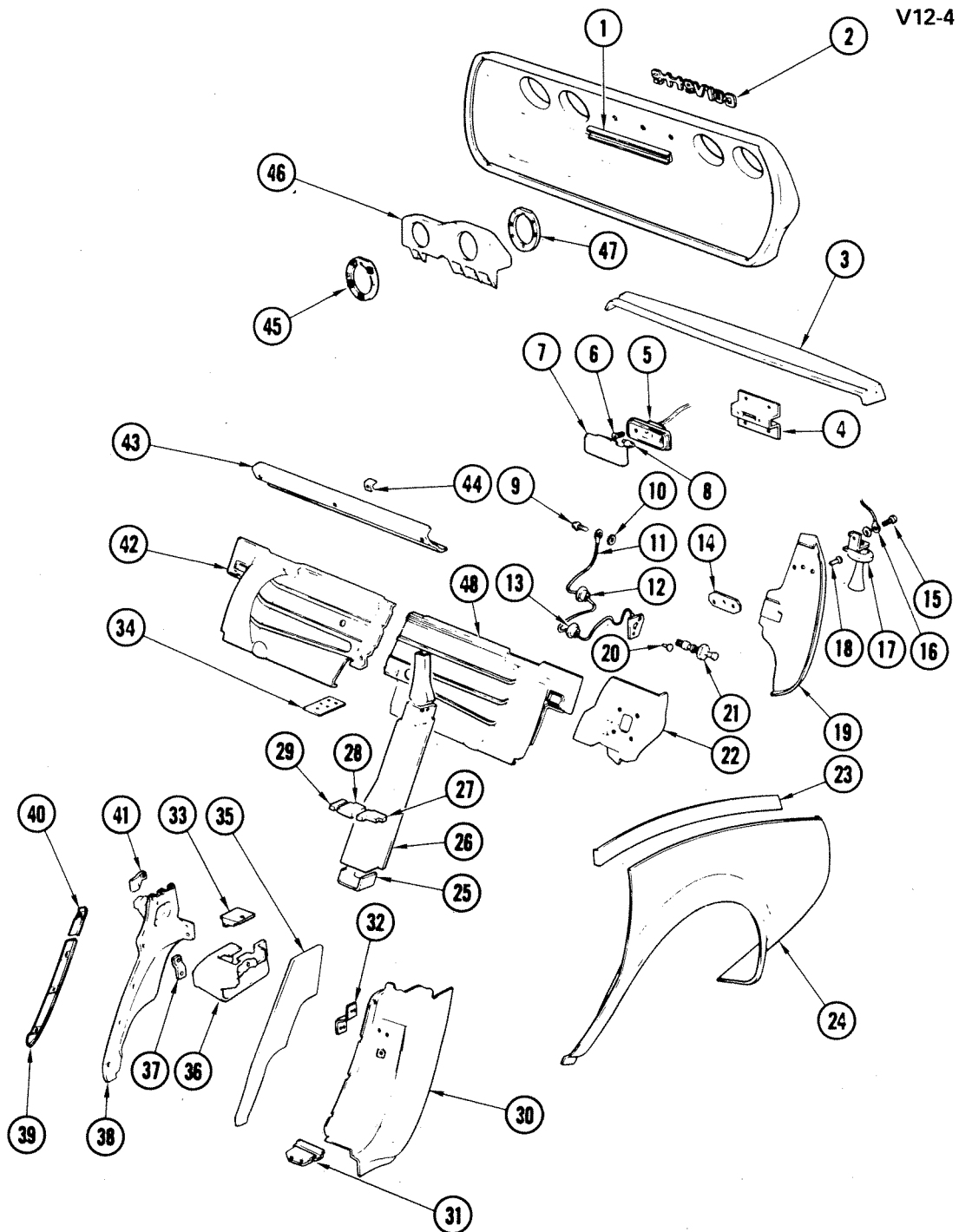


V12-15

V12-15

1968-73 "Y" REAR BODY

1. PANEL ASM	12.810	17. BRACE ASM	12.981
2. DOOR ASM	12.945	18. PANEL	12.986
3. BEZEL ASM	12.945	19. NUT	N.S.
4. PLENUM	12.941	20. FLANGE	2.697
5. HINGE ASM	12.184	21. BEZEL (1968-69 Shown)	3.705
6. SPRING	14.080	22. PANEL	12.981
7. SPACER	12.237	23. LETTER KIT	12.182
8. STRIKER	12.237	24. PLENUM	12.941
9. PLATE	12.170	25. BAFFLE	12.941
10. REINFORCEMENT	12.986	26. PANEL	12.966
11. PLATE	12.170	27. PLATE	10.584
12. STRIP	12.981	28. LID ASM	12.170
13. PANEL	12.940	29. PLENUM	12.941
14. FLANGE	3.705	30. PANEL ASM	14.640
15. PLENUM	12.941	31. PANEL ASM	12.810
16. BONDING STRIP	12.986	32. REINFORCEMENT	12.810
		33. MOLDING	12.075



V12-4

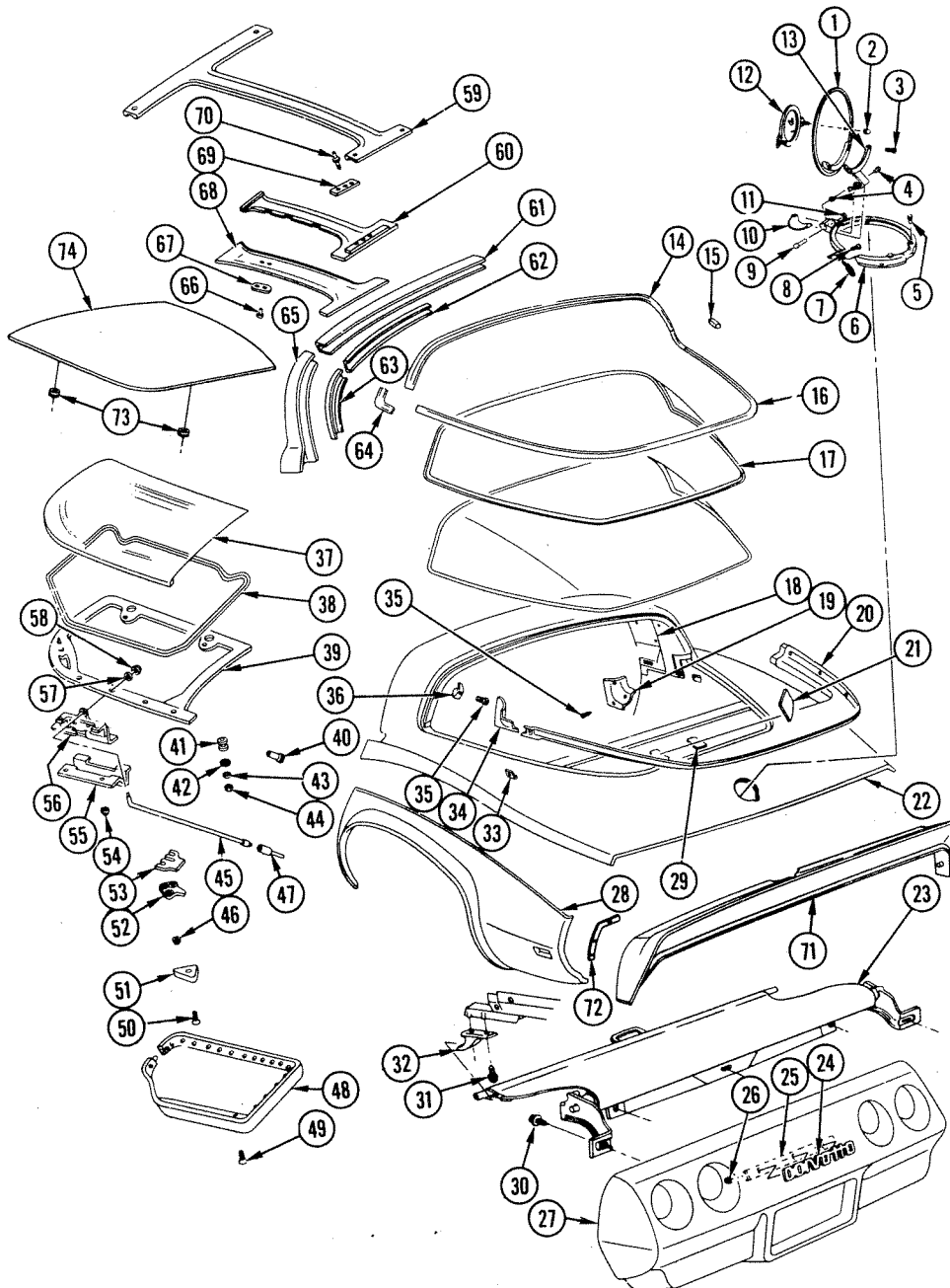
V12-4

1974-82 "Y" QUARTER & REAR END SECTION

1974-82 "Y" QUARTER & REAR END SECTION

1. RETAINER, Body Rr Name Plate	12.183
2. PLATE, Body Rr Name "CORVETTE"	12.182
3. REINFORCEMENT, Body Rr Upper Panel	12.810
4. PLATE, Rr Compt Lamp Mtg	11.927
5. HOUSING, Ctsy Lamp	11.927
6. SCREW, Rr Compt Ctsy Lamp (#8-18 x 5/8")	8.909
7. LENS, Rr Compt Ctsy Lamp	11.928
8. BULB, Rr Compt Ctsy Lamp	8.991
9. SCREW, Plate & Wire Asm (#10-16 x 1/2")	N.S.
10. WASHER (#10)	8.932
11. PLATE, Door Ajar Warn Lamp SW Mtg and Wire	12.840
12. GROMMET, Wiring Harness	9.775
13. GROMMET, Wiring Harness	9.775
14. PLATE, Anti-Theft Horn Mtg	N.S.
15. BOLT (5/16"-18 x 5/8")	8.900
16. WIRE ASM, Body Wiring W/Anti-Theft (1974-76)	2.195
17. HORN ASM, Anti-Theft (1974-76)	2.195
18. RIVET, Anti-Theft Horn Mtg Plate (1974-76)	N.S.
19. SHIELD, Splash	12.944
20. RIVET, Door Ajar Warn Lamp Switch Mtg Plate	N.S.
21. SWITCH, Door Ajar Warn Lamp	11.950
22. PANEL, Body Lk Plr to U/B Filler	12.942
23. STRIP, Qtr Bond	12.981
24. PANEL, Qtr Side Outer Rear	12.940
25. SUPPORT, Body Lock Pillar Reinforcement	12.942
26. PILLAR, Door Lock	12.942
27. PAD, Body Lock Pillar Deadener	N.S.
28. PAD, Body Lock Pillar Deadener	N.S.
29. PAD, Body Lock Pillar Deadener	N.S.
30. PILLAR, Body Lock	12.942
31. DIVERTER, Body Lock Pillar	10.355
32. REINFORCEMENT, Shoulder Harn Anchor Plate	14.875
33. INSERT, Trim Panel Ext	15.100
34. PLATE, Body Lock Pillar Supt to U/B Tapping	12.980
35. INSULATOR, Trim Panel	N.S.
36. EXTENSION, Trim Panel	15.100
37. RETAINER, Trim Panel Upper	15.100
38. PANEL, Rear Quarter Trim	15.100
39. RETAINER, Trim Panel Lwr	15.100
40. RETAINER, Trim Panel Uptr	15.100
41. BRACKET, Qtr Trim	15.100
42. SUPPORT, Body Lock Pillar Brkt-RH	12.942
43. PANEL, Back Window Trim	12.964
44. NUT, Mtg Panel	8.921
45. RETAINER, Tail & Stop Lamp Mtg Pnl	2.660
46. PANEL, Tail Lamp Mtg	2.680
47. REINFORCEMENT, Mtg Pnl	2.662
48. SUPPORT, Body Lock Pillar Lock	12.942

V12-50



V12-50

1978-82 "Y" REAR BODY

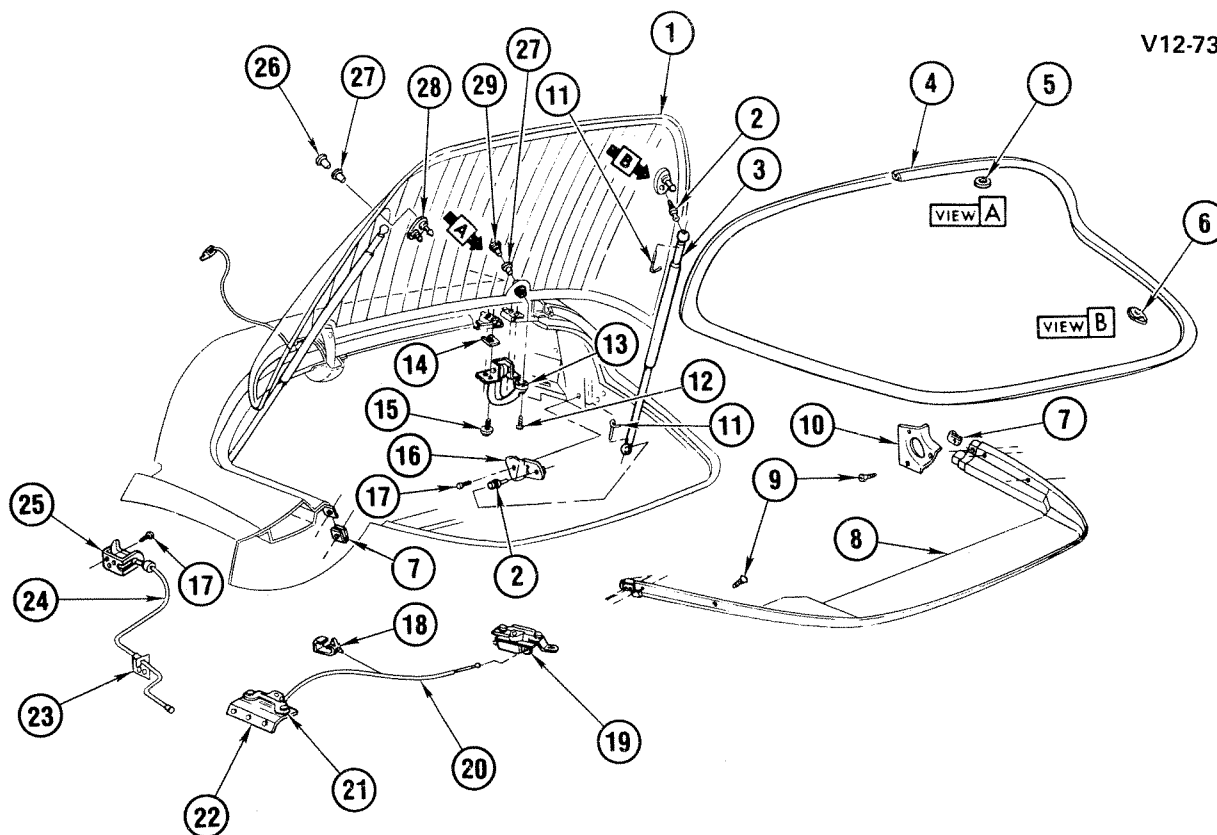
V12-50

1978-82 "Y" REAR BODY

1. DOOR, Fuel Tank Filler	12.945	39. FRAME ASM, Front Roof Panel Glass	12.810
2. NUT (#10-24)	8.921	40. BUSHING, Slave Lock	12.810
3. SCREW (#10-24 x 5/16")	8.913	41. BUSHING, Part of #37	N.S.
4. BUSHING, Fuel Tank Door Hinge	12.945	42. WASHER, Part of #37	N.S.
5. BUMPER, Fuel Tank Filler Door	12.945	43. WASHER, Part of #37	N.S.
6. BEZEL, Fuel Tank Filler Door	12.945	44. NUT, Part of #37	N.S.
7. NUT (#8-18 x 5/16") "U" Shape	12.945	45. ROD, Slave Lock	12.810
8. SCREW (M4.2 x 1.41 x 16)	8.977	46. NUT (1/4"-20)	8.915
9. PIN, Fuel Tank Filler Door	12.945	47. EXTENSION, Slave Lock Rod	12.810
10. SPRING, Filler Door Hinge	12.945	48. WEATHERSTRIP ASM, Front Roof	
11. RING, Push On (1/8" Shaft Dia)	8.934	Panel	12.810
12. EMBLEM, Filler Door	12.945	49. SCREW (#10-24 x 1/2")	8.977
13. HINGE, Fuel Tank Filler Door	12.945	50. SCREW (M4.2-1.41 x 25)	8.977
14. MOLDING, B/W Glass Upper Reveal	11.208	51. COVER, Roof Panel Center Lock	12.810
15. SPACER, B/W Glass Supt	11.204	52. LOCK, Front Roof Center	12.810
16. MOLDING, B/W Glass Lower Reveal	11.208	53. SHIM, Front Roof Center Lock	12.810
17. GLASS, B/W	11.204	54. NUT (1/4"-20)	8.915
18. PANEL ASM, Rear Lower Headlining	14.640	55. COVER, Roof Panel Front Lock	12.810
19. PANEL ASM, Rear Garnish Corner	14.645	56. LOCK ASM, Roof Panel Front	12.810
20. PANEL ASM, Package Shelf	12.981	57. WASHER (9/32")	8.929
21. PANEL ASM, Rear Compt Closeout	15.222	58. NUT, Push-On (5/32")	8.921
22. PANEL ASM, Roof Rear	12.810	59. MOLDING, Roof Center Supt Reveal	12.810
23. COVER ASM, Luggage Shade	15.222	60. SUPPORT ASM, Front Roof Center	
24. PLATE KIT, Body Rear Name	12.182	Upper	12.810
25. Part of #24	N.S.	61. BOW ASM, Roof	12.952
26. NUT (1/8")	8.921	62. Part of 61	N.S.
27. COVER, Rear Bumper Impact Bar	7.832	63. Part of 65	N.S.
28. PANEL, Rear Qtr	12.940	64. MOLDING, B/W Glass Side Reveal	11.208
29. CLIP, B/W Package Shelf	12.981	65. PILLAR, Side Door Lock	12.942
30. SCREW (1/4"-20)	8.907	66. RIVET (1/8" x 7/32")	8.967
31. SCREW (M4.2-1.41 x 20)	8.977	67. FASTENER, Frt Roof Inner Panel	10.056
32. HOOK, Luggage Shade	12.981	68. SUPPORT, Frt Roof Center Lower	12.810
33. NUT Spring (#8-18)	8.921	69. STRIP, Roof Center Upper Support	
34. PANEL ASM, Rear Garnish Corner	14.645	Bond	12.810
35. SCREW (M4.2-1.41 x 20)	8.977	70. RIVET (1/4"-3/8" x 3/16")	8.967
36. HOOK, Coat	15.388	71. PANEL, Rr Ext(*1)	12.182
37. GLASS ASM, Front Roof (Part of #39)	N.S.	72. REINFORCEMENT, Rf to Qtr Panel	12.810
38. WEATHERSTRIP (Part of #39)	N.S.	73. FASTENER, Frt Roof Inr Panel	10.056
		74. PANEL, Roof	12.810

NOTE 1: For 1980, Rear Extension Panel is Part of Rear Bumper ImpactBar Cover (#27).

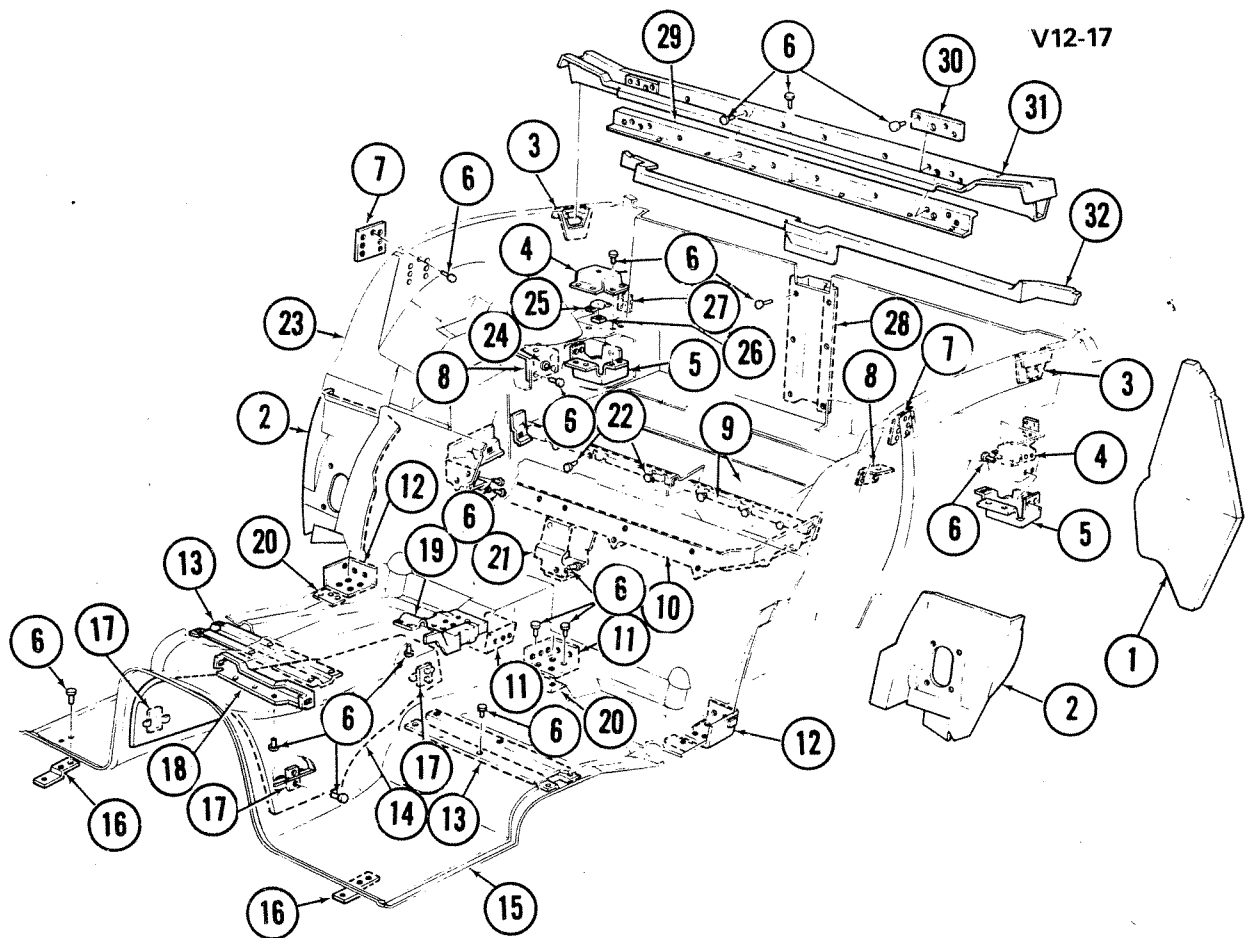
V12-73



V12-73

1982 "Y(07)" REAR LIFT HATCH WINDOW

1.	12.180	GLASS, Rr Hatch Wdo	14038206	17.	N.S.	RIVET (.1875 x .430)	
2.	12.187	STUD, Rr Hatch Wdo Assist Rod	14038220	18.	2.559	STRAP, Plastic 7" Adjustable	3816659
3.	12.187	ROD, Rr Hatch Wdo Assist	14038250	19.	12.247	LATCH, Rr Hatch Wdo-RH	14038216
4.	12.269	WEATHERSTRIP, Rr Hatch Wdo	14038230	20.	12.243	CABLE, Rr Hatch Wdo Secd Lat Rel	14038228
5.	12.269	SEAL, Rr Hatch Wdo (Round)	14038224	21.	12.247	LATCH, Rr Hatch Wdo-LH	14038215
6.	12.269	SEAL, Rr Hatch Wdo (Oval)	14038219	22.	12.247	BRACKET, Rr Hatch Wdo Lat-LH	14038213
7.	8.915	NUT, Hex Com			12.247	BRACKET, Rr Hatch Wdo Lat-RH	14038214
8.	12.981	MOLDING, Rr Hatch Wdo Garn	14038229	23.	12.243	BRACKET, Rr Hatch Wdo Prim Lat Rel Cbl Adj	14038227
9.	8.977	SCREW (M4.2-1.41 x 20)		24.	12.243	CABLE, Rr Hatch Wdo Prim Lat Rel	14038226
10.	14.645	PANEL, Rr Garn Cor-LH	14038233	25.	12.243	BRACKET, Rr Hatch Wdo Prim Lat Rel Cbl	14038225
	14.645	PANEL, Rr Garn Cor-RH	14038234	26.	12.180	RETAINER, Rr Hatch Wdo Glass	14038221
11.	12.187	RETAINER, Rr Hatch Wdo Assist Rod	14038267	27.	12.269	SPACER, Rr Hatch Wdo	14038222
12.	12.184	BOLT, Rr Hatch Wdo Hge	14038223	28.	12.237	STRIKER, Rr Hatch Wdo Lat-LH	14038217
13.	12.184	HINGE, Rr Hatch Wdo-LH	14038209		12.237	STRIKER, Rr Hatch Wdo Lat-RH	14038218
	12.184	HINGE, Rr Hatch Wdo-RH	14038210	29.	12.180	RETAINER, Rr Hatch Wdo	14042288
14.	12.184	SHIM, Rr Hatch Wdo Hge Cvr	14038237				
15.	8.977	SCREW (1/4"-20 x 13/16")					
16.	12.187	BRACKET, Rr Hatch Wdo Assist Rod-LH	14038211				
	12.187	BRACKET, Rr Hatch Wdo Assist Rod-RH	14038212				

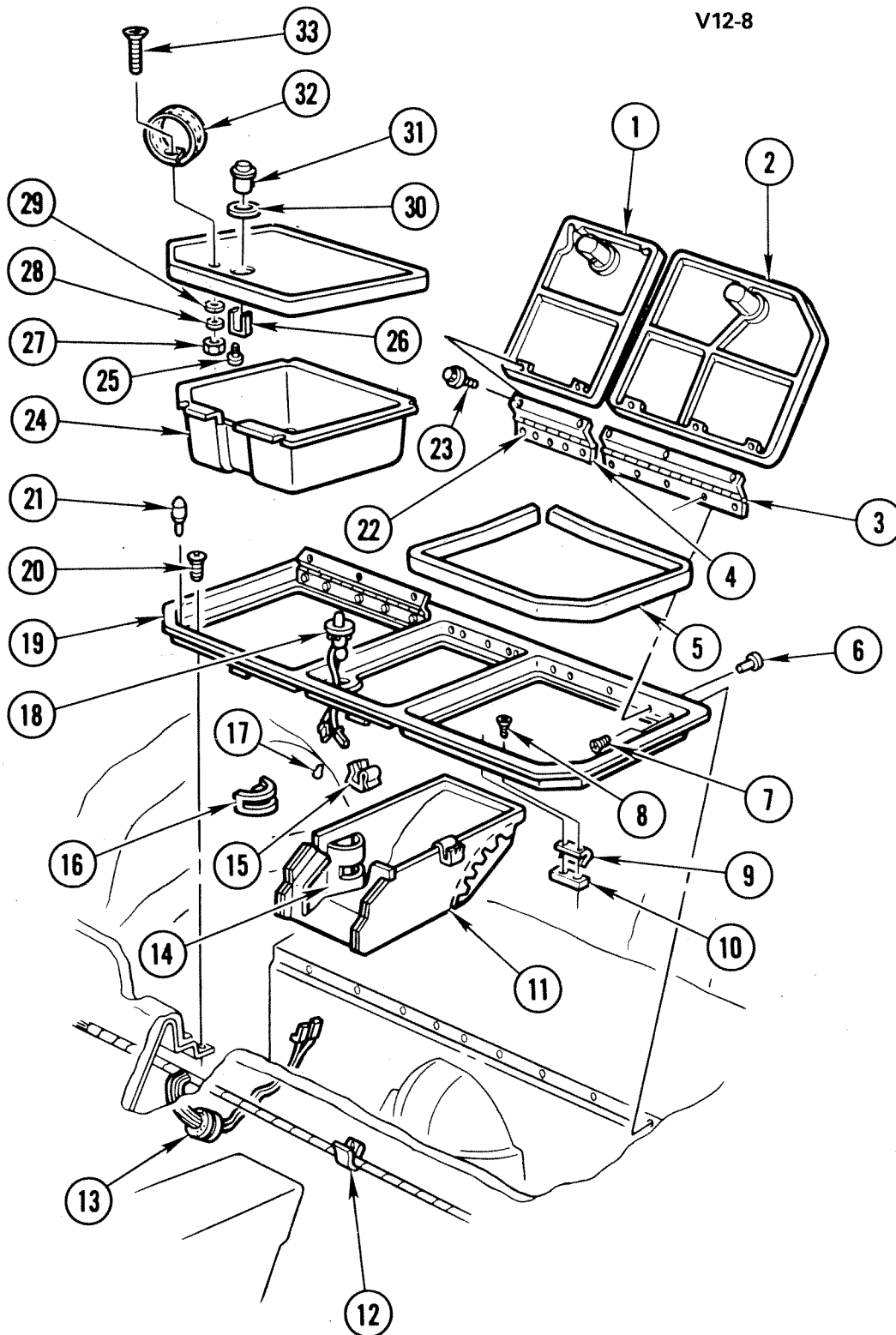


V12-17

1968-73 "Y" UNDERBODY

1. SHIELD	12.944	17. RETAINER	12.980
2. PANEL	12.942	18. SUPPORT	10.240
3. SUPPORT	12.986	19. REINFORCEMENT	12.981
4. REINFORCEMENT	12.184	20. PLATE	12.981
5. REINFORCEMENT	N.S.	21. PANEL	12.981
6. RIVET	8.977	22. RIVET	8.967
7. NUT	12.237	23. PANEL	12.981
8. REINFORCEMENT	14.875	24. PLUG (3/8")	8.973
9. PLATE	12.981	25. RETAINER	N.S.
10. SUPPORT	12.981	26. NUT	N.S.
11. PLATE ASM	14.875	27. PLATE	12.980
12. PLATE ASM	14.875	28. REINFORCEMENT	12.981
13. REINFORCEMENT	12.981	29. REINFORCEMENT	12.986
14. INSULATOR	12.980	30. NUT	12.184
15. PANEL	12.981	31. SUPPORT	12.986
16. BRACKET	1.287	32. PLATE	12.981

V12-8



V12-8

1968-79 "Y" REAR STORAGE COMPARTMENT (1ST DESIGN 1979)

V12-8

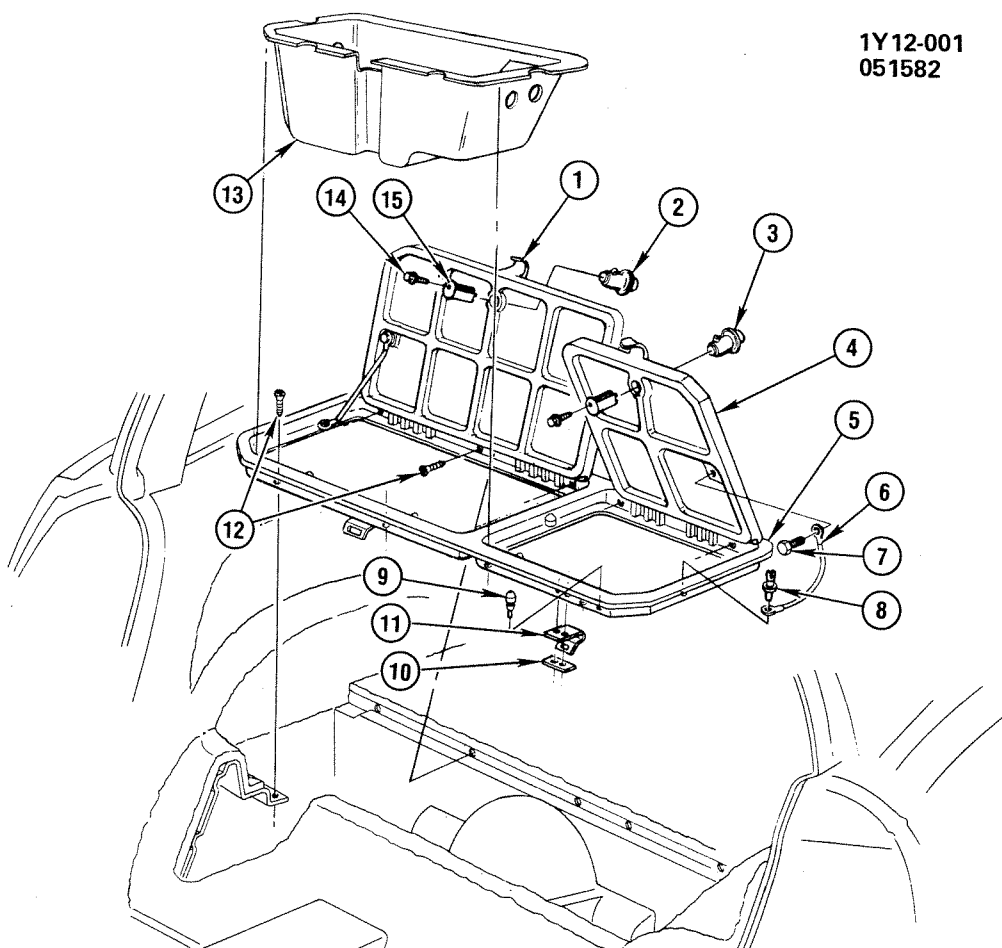
1968-79 "Y" REAR STORAGE COMPARTMENT (1ST DESIGN 1979)

1. DOOR ASM, Underbody Storage Compartment Center	12.981
2. DOOR ASM, Underbody Storage Compartment	12.981
3. HINGE ASM, Underbody Storage Compartment Door	12.981
4. HINGE ASM, Underbody Storage Compt Center Door	12.981
5. SEAL, Underbody Storage Compt	12.981
6. RIVET (3/16" x 7/16")	8.967
7. SCREW (#8-18 x 3/4")	8.977
8. SCREW (#8-32 x 3/8")	8.977
9. STRIKER, Underbody Storage Compt Door Lock	12.981
10. PLATE, U/B Stor Compt Door Lock Striker Top	12.981
11. COMPARTMENT ASM, U/B Storage Center	12.981
12. CLIP, Wiring Harness	2.559
13. GROMMET, U/B Stor Compt Light Leads	9.775
14. SHIELD, U/B Storage Center Compt Lamp	12.981
15. CLIP, Inst Pnl Warning Harn to Park Brake	2.559
16. LENS, Rear Compt Lamp	10.275
17. BULB, Single Contact	8.991
18. SWITCH ASM, Rear Storage Compt	10.275
19. COMPARTMENT, Underbody Storage	12.981
20. SCREW (#6-18 x 5/8")	8.977
21. BUMPER, U/B Storage Compt Cover Door	12.981
22. HINGE ASM, U/B Storage Compt Center Door	12.981
23. SCREW (#8-18 x 1/2")	8.977
24. COVER ASM, U/B Storage Compt	12.981
25. SCREW (#6-32 x 3/8")	8.977
26. RETAINER, U/B Storage Compt Lock	10.267
27. NUT (#10-24)	8.915
28. WASHER (#10-13/32")	8.932
29. WASHER (7/32" ID)	8.929
30. ESCUTCHEON, U/B Storage Compt Door Lock	12.981
31. CYLINDER ASM, Storage Compartment Latch	10.266
32. HANDLE ASM, U/B Storage Compt Door Pull	12.981
33. SCREW (#10-24 x 1")	8.991

NOTES

BLANK-18

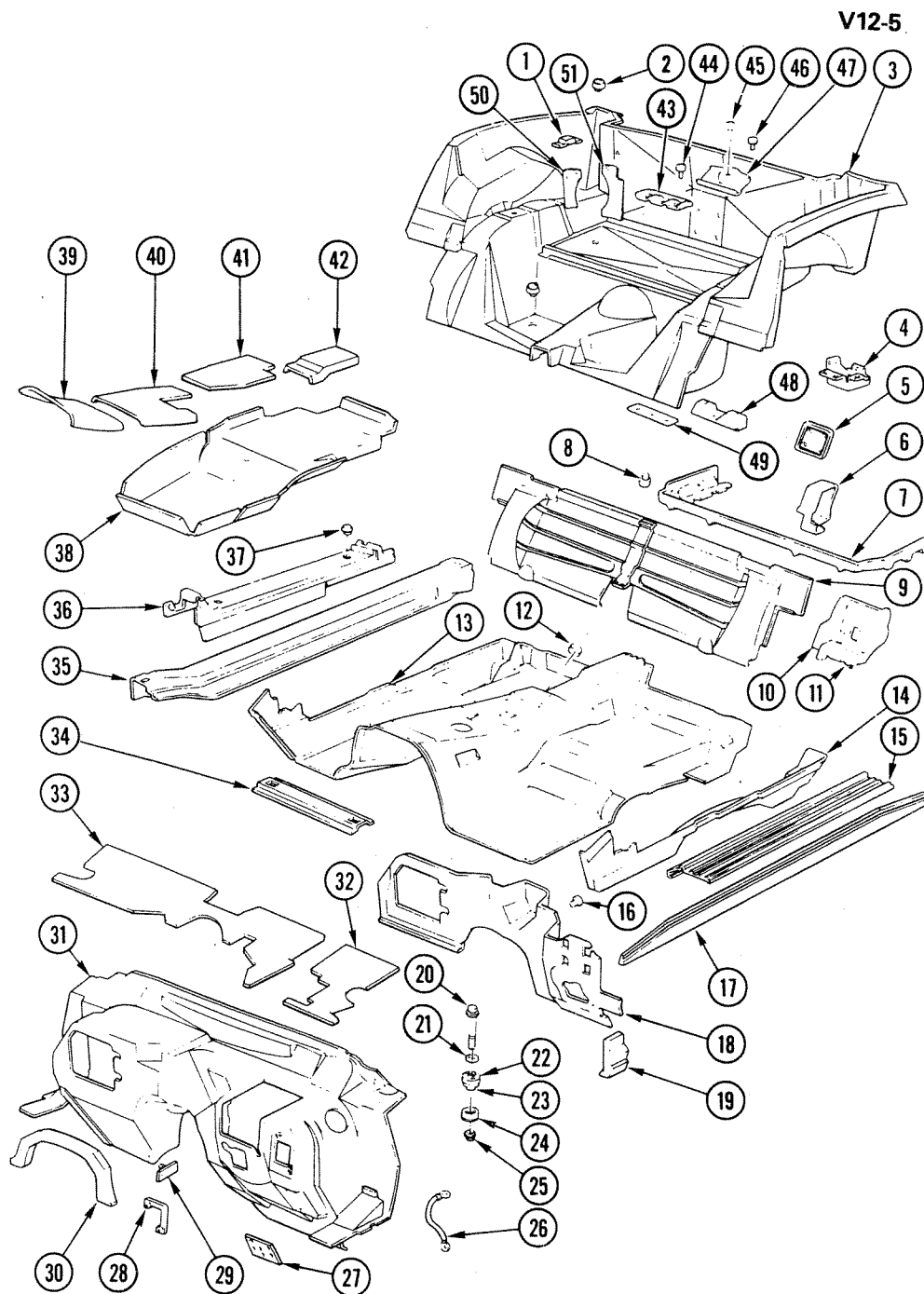
1Y12-001
051582



1Y12-001

1979-82 "Y" REAR STORAGE COMPARTMENT (2ND DESIGN 1979)

1.	12.981	DOOR, U/B Stor Compt-RH (Black)(For additional colorssee Catalog)	14022150
2.	10.266	CYLINDER, U/B Stor Compt Lk (Coded)	6259512
	10.266	CASE, U/B Stor Compt Dr Lk	8869811
3.	10.266	CYLINDER, W/Case, U/B Stor Compt (Push-button)	3966578
4.	12.981	DOOR, U/B Stor Compt-LH (Black)(For additional colorssee Catalog)	14022149
5.	12.981	FRAME, U/B Stor Compt	14022163
6.	12.981	STRAP, U/B Stor Compt Dr	3948438
7.	8.977	SCREW, Hex Wa Hd Tap (M4.2 x 1.41 x 13)	
8.	12.981	RETAINER, U/B Stor Compt Dr Strap	14003786
9.	12.981	BUMPER, U/B Stor Compt Dr	3918670
10.	12.981	NUT, U/B Stor Compt Dr Lk Striker	472716
11.	12.981	STRIKER, U/B Stor Compt Dr Lk	3945644
12.	8.977	SCREW, Ov Hd C/R (M4.2 x 1.41 x 13)	
13.	12.981	COVER, U/B Stor Compt	14007098
14.	8.977	SCREW, Pan Hd C/R Tap (#6-32 x 3/8")	
15.	10.267	RETAINER, U/B Stor Compt Lk	3937912

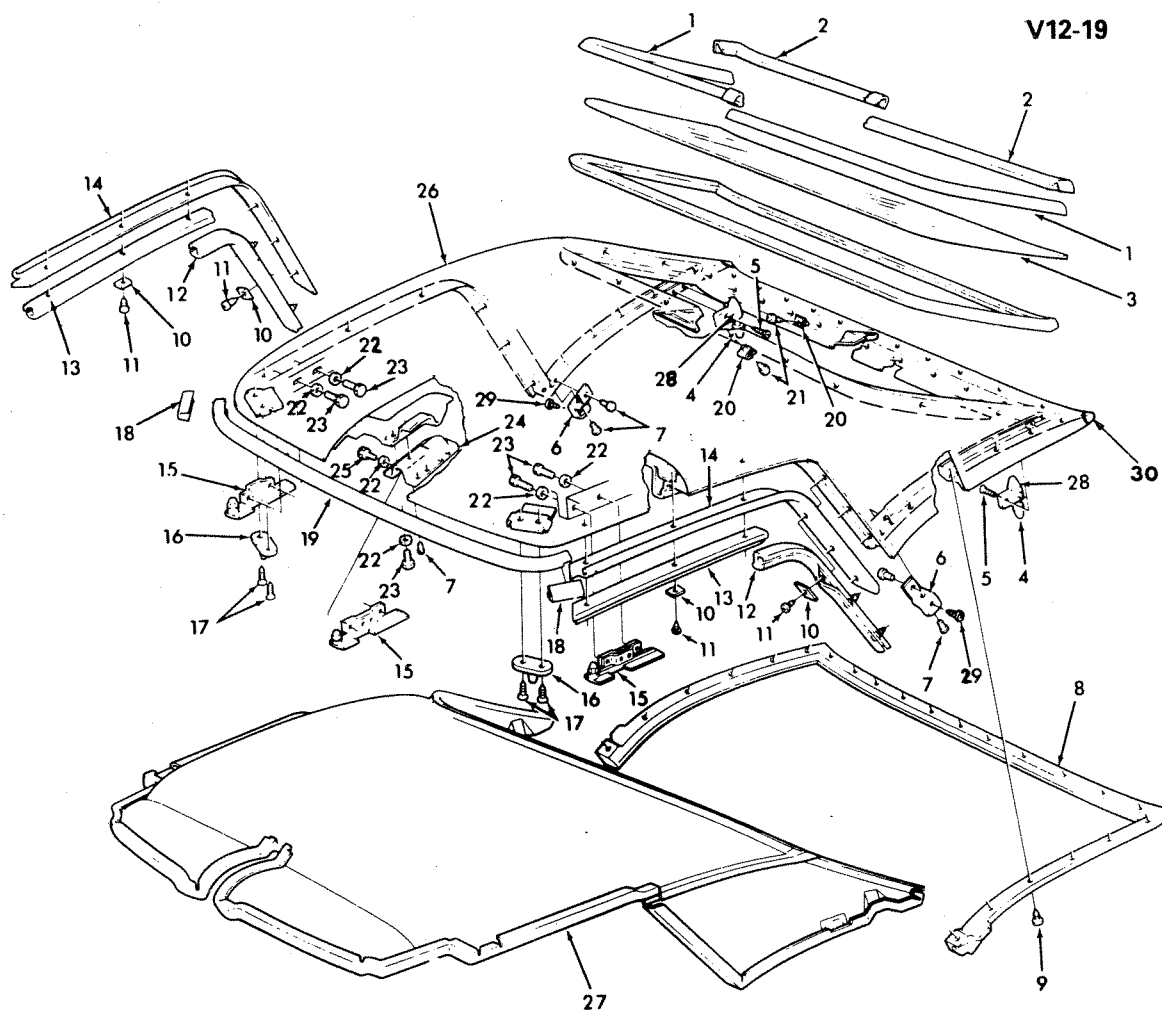


V12-5

1974-82 "Y" UNDERBODY

1974-82 "Y" UNDERBODY

1. RETAINER, #4 Body Bolt	N.S.
2. PLUG, U/B Panel Drain Holes	8.973
3. PANEL, U/B Rear	12.981
4. REINFORCEMENT	N.S.
5. COVER, Body Bolt Access Hole	N.S.
6. PANEL, U/B Storage Compt Filler	12.981
7. SUPPORT, U/B Storage Compt	12.981
8. PLUG, U/B Storage Compt Drain	12.981
9. SUPPORT, Lock Pillar Bracket-LH	12.942
10. PANEL, To U/B Filler Body Lock Pillar	12.942
11. INSULATOR, #3 Body Bolt, Body Mtg	9.023
12. GROMMET, Park Brake Cable	9.775
13. PANEL, U/B Front	12.981
14. PANEL, U/B Side Extension	12.981
15. PLATE, Side Door Sill (Or Molding)	11.175
16. FASTENER, Dash Panel Mat	N.S.
17. MOLDING, Body Sill	8.304
18. MAT ASM, Dash Panel	15.280
19. INSULATOR, #1 Body Bolt, Body Mtg	9.023
20. BOLT, Body (7/16"-14 x 3 7/16")	N.S.
21. WASHER, #1 Body Bolt	8.154
22. SHIM, Body Bolt	N.S.
23. CUSHION, Body Bolt	9.023
24. CUSHION, Body Bolt	9.023
25. NUT, #1 Body Bolt	7.874
26. STRAP, Door Sill Reinforcement	9.663
27. PLATE, Dimmer Switch Mounting	2.459
28. PLATE, Fuse Panel Tap	N.S.
29. BRACKET, Battery Cable	2.343
30. SHIELD, U/B Tunnel Heat	12.980
31. PANEL, Dash	12.803
32. INSULATOR, Plenum Panel-LH	15.280
33. INSULATOR, Plenum Panel-RH	15.280
34. REINFORCEMENT, Seat Mounting Underbody Frt	12.981
35. REINFORCEMENT, Door Sill	12.981
36. SILL, Rocker Panel	12.934
37. PLUG, Door Sill Gage Pin Hole	8.973
38. INSULATOR, U/B Floor	12.980
39. INSULATOR, U/B Tunnel Front	12.980
40. INSULATOR, U/B Tunnel Center	12.980
41. INSULATOR, U/B Seat	12.980
42. INSULATOR, U/B Tunnel Rear	12.980
43. CLAMP, Hold Down	2.335
44. RIVET (3/16" x 5/8")	N.S.
45. SCREW (5/16"-18 x 1 7/16")	8.977
46. RIVET (3/16" x 1/2")	N.S.
47. CLAMP, Battery	2.335
48. REINFORCEMENT, Hold Down	2.335
49. REINFORCEMENT, Battery Hold Down	2.335
50. BRACKET, Outboard	12.981
51. BRACKET, Inboard	12.981

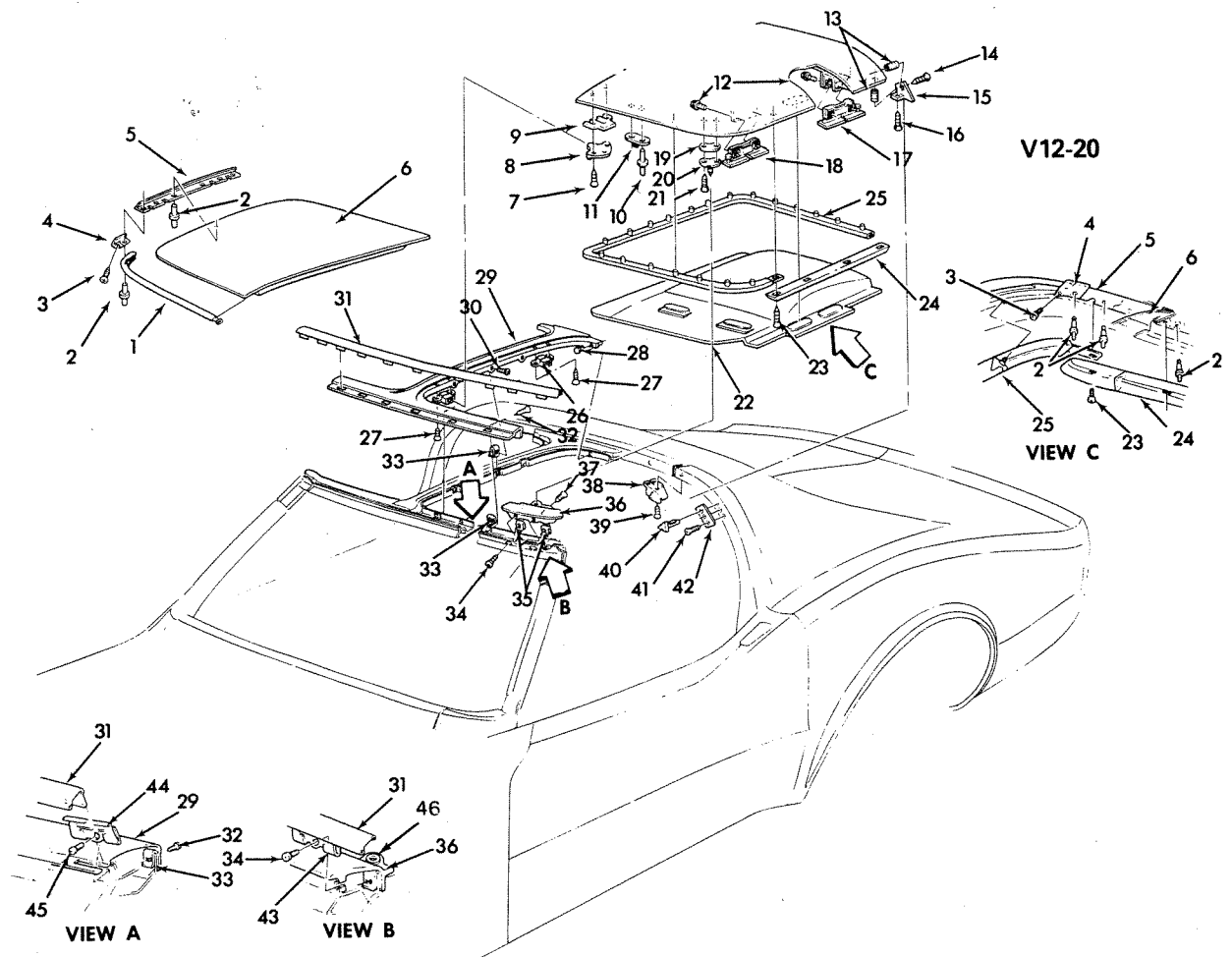


V12-19

V12-19

1968-75 "Y" AUXILIARY TOP

1. MOLDING	11.208	15. LOCK ASM-RH	14.080
2. MOLDING	11.208	16. GUIDE, Header	14.090
3. GLASS	11.204	17. SCREW	8.977
4. BOLT	14.080	18. CAP, Molding	12.075
5. BOLT	8.906	19. MOLDING ASM	12.075
WASHER, Lock (#10)	8.931	20. CLIP	10.096
6. BRACKET	13.346	21. SCREW	8.977
7. RIVET	8.967	22. WASHER, Plain (1/4")	8.929
8. WEATHERSTRIP ASM	13.346	23. BOLT (1/4"-20 x 5/8")	8.900
9. SCREW (#8-32 x 1/2")	8.977	24. HOUSING	14.080
10. WASHER	12.815	25. BOLT (1/4"-20 x 9/16")	8.900
11. SCREW (#8-18 x 7/8")	8.977	26. TOP ASM	13.346
12. WEATHERSTRIP ASM	14.190	27. TRIM ASM, Headliner	14.640
13. Part of #12	N.S.	28. HOUSING	14.080
14. MOLDING	12.075	29. SCREW	12.121
		30. CAP	12.810

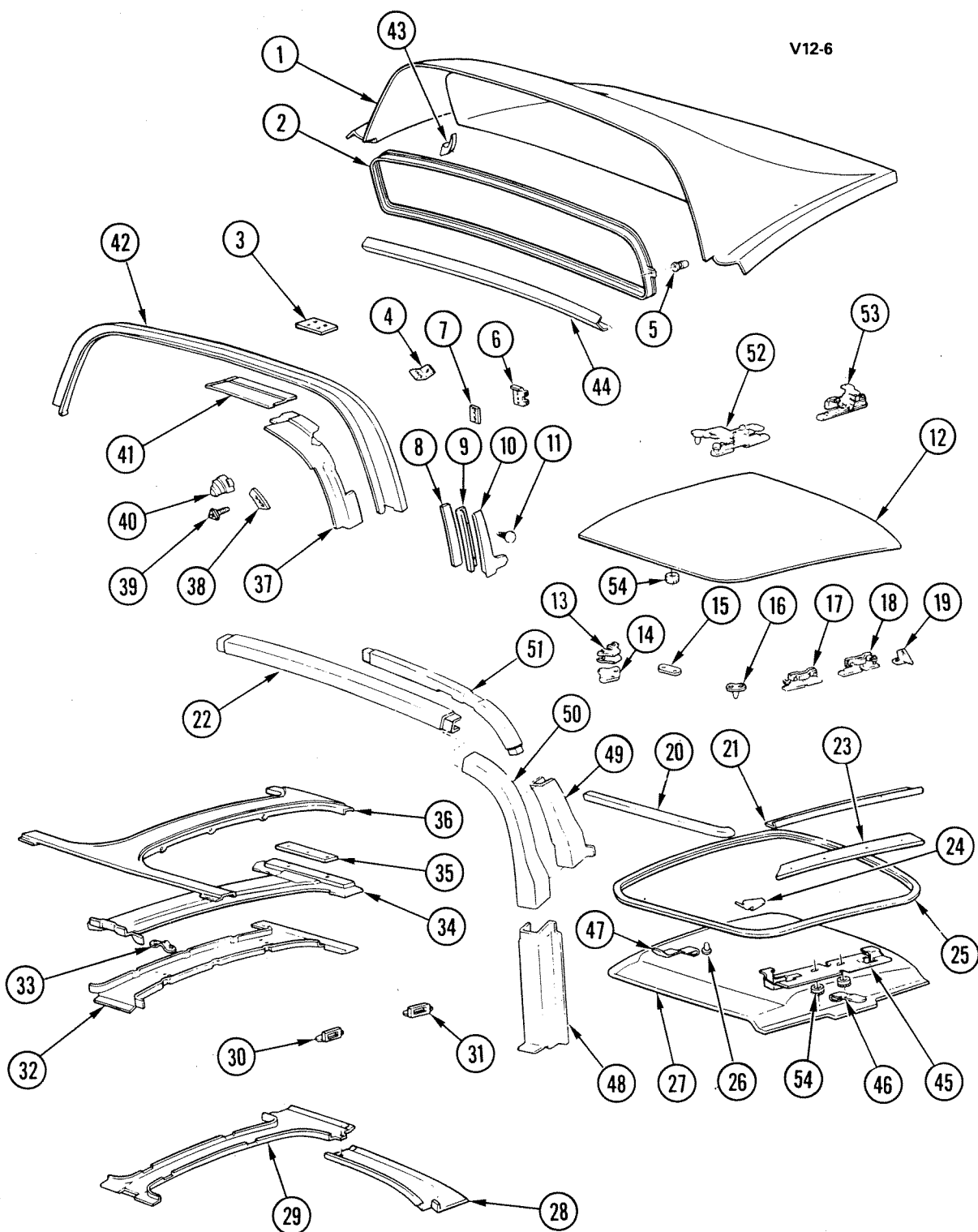


V12-20

1968-73 "Y" ROOF PANEL

1. MOLDING ASM	12.075	24. WEATHERSTRIP ASM	14.120
2. RIVET	8.967	25. WEATHERSTRIP ASM	12.810
3. SCREW	12.118	26. HOUSING ASM	12.810
4. CAP	12.075	27. SCREW ASM, (1/4"-20 x 1")	8.909
5. MOLDING	12.075	28. RIVET	8.967
6. PANEL ASM	13.346	29. MOLDING	12.810
7. BOLT (1/4"-20 x 5/8")	8.900	30. BOLT (#8-18 x 1/2")	8.977
8. LOCK	12.810	31. MOLDING	10.093
9. SHIM	12.810	32. SCREW (#8-18 x 1/2")	8.977
10. RIVET (1/8" x 1/4")	8.967	33. "J" NUT (#8-18)	8.921
11. FASTENER	10.056	34. SCREW (#8-18 x 3/8")	8.977
12. BOLT (1/4"-20 x 5/8")	8.900	35. "U" NUT (#10-16)	8.921
13. INSERT (#10-24 x 9/32")	8.914	36. MLDG ASM	10.093
14. SCREW (#10-24 x 3/4")	8.909	37. SCREW (#10-16 x 3/4")	8.977
15. PLATE	14.090	38. PLATE	12.810
16. SCREW (#10-24 x 1/2")	8.908	39. SCREW ASM (1/4"-20 x 7/8")	8.909
17. LOCK ASM	12.810	40. PIN	12.810
18. LOCK ASM	12.810	41. SCREW (#10-24 x 1/2")	8.908
19. SPACER	12.807	42. PLATE	12.810
20. HEADER	14.090	43. CLIP	10.096
21. SCREW ASM	8.977	44. CLIP	10.096
22. TRIM ASM (See Group)	14.640	45. SCREW (#8-18 x 3/8")	8.977
23. SCREW (#10-24 x 1/2")	8.908	46. BUSHING, Nylon	10.093

V12-6



V12-6

1974-77 "Y" ROOF SECTION

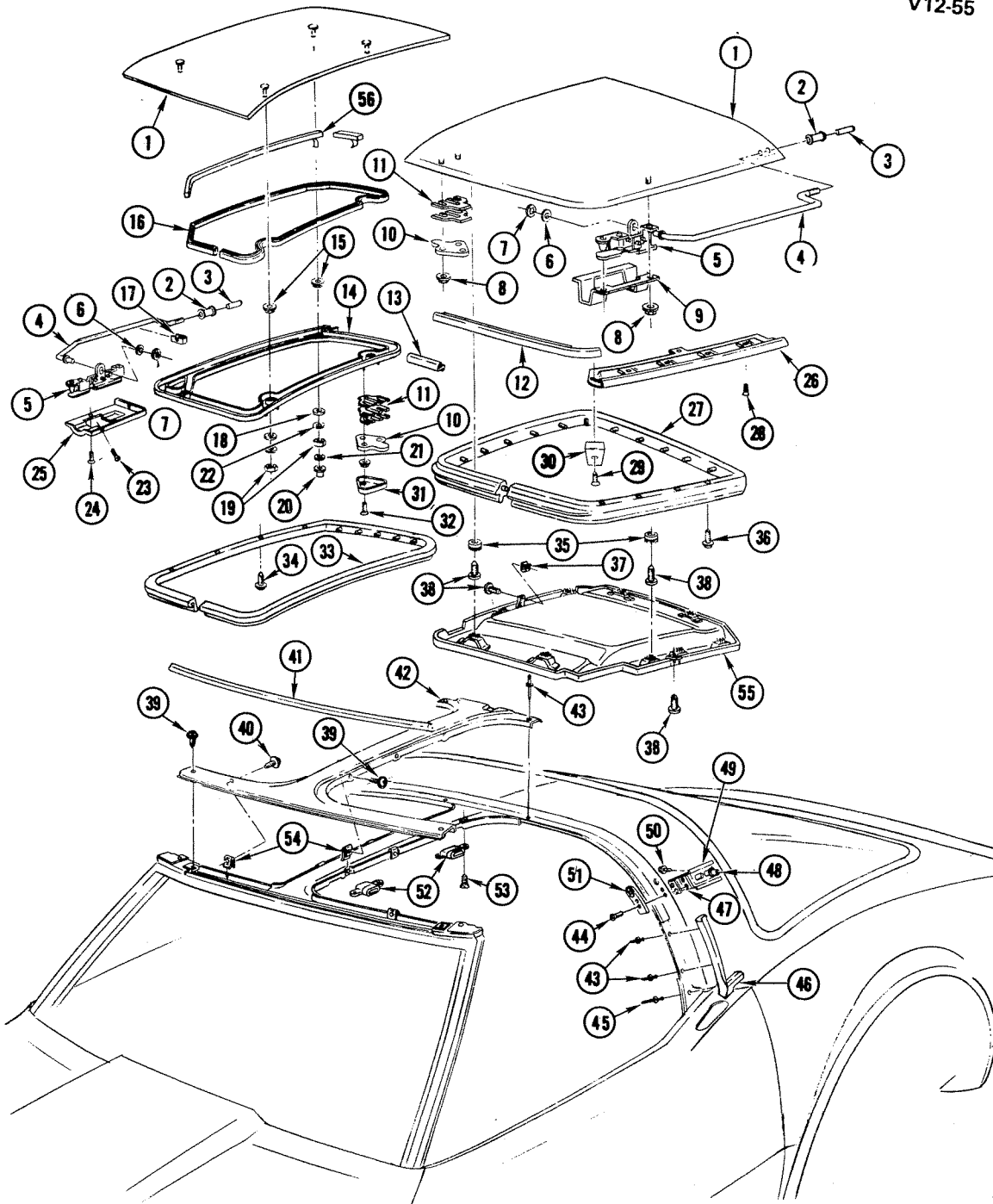
1974-77 "Y" ROOF SECTION

1. PANEL, Roof Rear	12.810
2. FRAME, Back Window	11.204
3. BRACKET, Rr Roof Panel Hdng Trim	12.810
4. BRACKET, Rr Roof Panel Hdng Trim	12.810
5. NUT, Back Window Glass Frame	N.S.
6. RETAINER, Frt Rf Lk Wedge Top Plate	12.810
7. PLATE, Frt Rf Locating Wedge Tapping	12.810
8. STRIP, Sealer	N.S.
9. MOLDING, Rr Roof Lower	12.810
10. WEATHERSTRIP, Side Door Glass Rear	10.652
11. FASTENER, W/Strip	10.695
12. PANEL, Frt Roof	13.346
13. SHIM, Frt Roof Center Lk	N.S.
14. LOCK, Frt Roof Center	12.810
15. FASTENER, Roof Panel	10.056
16. GUIDE, Header	14.090
17. LOCK, Roof Panel Rear-RH, Frt-LH	12.810
18. LOCK, Roof Panel Rear-LH, Frt-RH	12.810
19. PLATE, Frt Roof Lock Wedge	14.090
20. MOLDING, Frt Roof Panel Frt	12.075
21. MOLDING, Frt Roof Panel Side	12.075
22. PILLAR, Center	12.942
23. RETAINER, W/Weatherstrip Frt Roof Panel	12.810
24. CAP, Roof Panel Drip Mldg	12.075
25. WEATHERSTRIP ASM, Frt Roof Panel	12.810
26. FASTENER, Weatherstrip	10.695
27. TRIM ASM, Frt Roof Panel Hdng	14.640
28. TRIM ASM, Rr Roof Panel Hdng	14.640
29. TRIM ASM, Center Roof Panel Hdng	14.640
30. HOUSING, Frt Roof Center Lock Frt	12.810
31. HOUSING, Frt Roof Center Lock Rear	12.810
32. SUPPORT, Frt Roof Center Lower	12.810
33. CLIP, Frt Roof Center Lower Supt Holding	12.810
34. SUPPORT, Frt Roof Center Upper	12.810
35. STRIP, Frt Roof Center Upper Supt Bonding	12.810
36. MOLDING, Roof Center Supt Reveal	12.810
37. PANEL, Rr Roof Inner Rear	12.810
38. PLATE, Frt Roof Locating Wedge Cover	12.810
39. PIN, Frt Roof Wedge	12.810
40. PLATE, Rr Roof Inner Panel Striker	12.810
41. PANEL, Inner Rear Center	12.810
42. REINFORCEMENT, Rr Roof Panel Frt	12.810
43. HOOK ASM, Coat	15.388
44. PANEL ASM, Back Window Inner	12.964
45. PANEL ASM, Front Lock	12.810
46. CLIP, Roof Panel Holding Trim (Outboard)	14.640
47. CLIP, Roof Panel Holding Trim (Inboard)	14.640
48. PILLAR, Body Lock Pillar	12.942
49. PILLAR, Roof Side Inner	12.942
50. PILLAR, Roof Side Outer	12.942
51. PILLAR, Inner	12.942
52. LOCK, Roof Panel	12.810
53. LOCK, Roof Panel	12.810
54. FASTENER, Frt Roof Inr Panel	10.056

W/CCI

EXC/CCI

V12-55



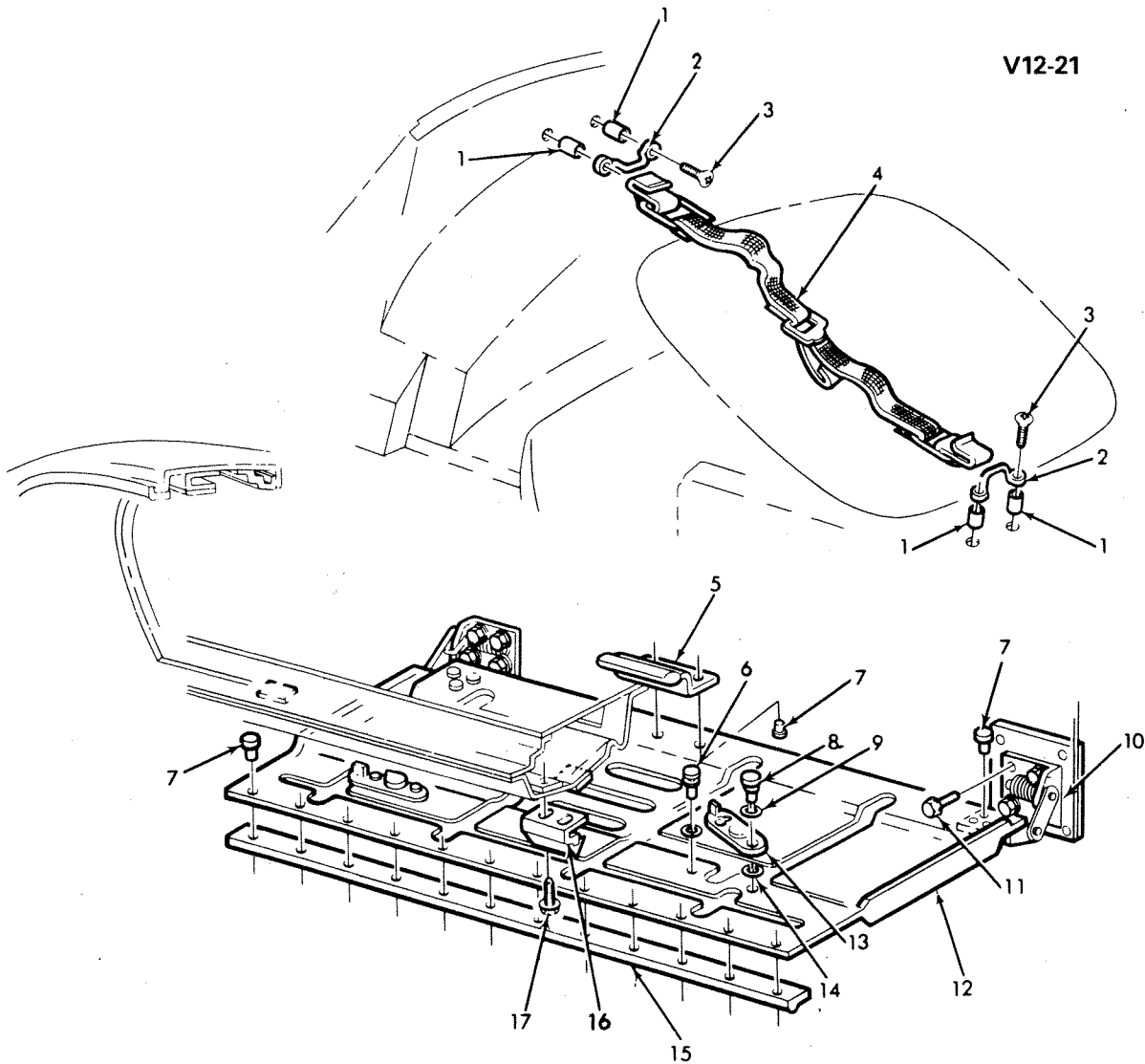
V12-55

1978-82 "Y" ROOF LIFT OFF PANELS

1978-82 "Y" ROOF LIFT OFF PANELS

1. PANEL ASM, Rf	12.810
2. BUSHING, Slave Lock	12.810
3. EXTENSION, Slave Lock	12.810
4. ROD, Slave Lock	12.810
5. LOCK ASM, Pnl Frt	12.810
6. WASHER, Flat (1/4 Narrow)	8.929
7. NUT, Push-On	3.454
8. NUT (1/4"-20)	8.915
9. COVER, Rf Pnl Frt Lk	12.810
10. LOCK, Rf Ctr	12.810
11. SHIM, Ctr Lock	12.810
12. MOLDING ASM, Rf Frt Drip	12.075
13. MOLDING ASM, Rf Frt Drip	12.075
14. FRAME ASM, Rf Pnl Glass	12.810
15. BUSHING, Panel Stud Insulating	12.810
16. SEAL, Insul and Dust Shield	12.810
17. GUIDE, Slave Lk Rod	14.090
18. WASHER, Panel Stud Insul (1/4" x 3/4 x 3/32")(Rubber)	12.810
19. NUT (1/4"-20)	8.915
20. COVER, Frt Roof Pnl Stud	12.810
21. NUT, Push-On Spring (1/4"-20)	N.S.
22. WASHER, Spl Flat (1/4")	8.929
23. SCREW (M4.2-1.41 x 10)	8.977
24. SCREW (M4.2-1.41 x 25)	8.977
25. COVER, Frt Lk	12.810
26. MOLDING ASM, Rr Pnl Side Drip	12.075
27. WEATHERSTRIP, Frt Rf Pnl	12.810
28. SCREW (#8-18 x 1/2")	8.977
29. SCREW (M4.2-1.41 x 10)	8.977
30. CAP, Rf Drip Mldg	12.075
31. COVER, Ctr Rf Lk Trim	12.810
32. SCREW (M4.2-1.41 x 25)	8.977
33. WEATHERSTRIP, Frt Rf Pnl	12.810
34. SCREW (#10-24 x 1/2")	8.977
35. FASTENER, Frt Rf Inner Pnl	10.056
36. SCREW (#10-24 x 1/2")	8.977
37. NUT, "U" Shape (#8-18)	8.921
38. SCREW (#8-18 x 1/2")	8.977
39. SCREW (M4.2-1.41 x 30)	8.977
40. SCREW (M4.2-1.41 x 13)	8.977
41. MOLDING, W/S Upr Reveal	10.093
42. MOLDING, Ctr Supt Reveal	12.810
43. RIVET (1/8" x 5/8")	N.S.
44. SCREW (#10-24 x 3/4")	8.908
45. RIVET	8.967
46. WEATHERSTRIP, Dr Glass Rr	10.694
47. PLATE, Rr Rf Tap	12.810
48. NUT	12.815
49. BRACKET, Rf Bow Reinf	12.810
50. SCREW (1/4"-20 x 1")	8.977
51. PLATE, W/SW Rf Lk	12.810
52. HOUSING ASM, Frt Ctr Lk Rr	12.810
53. SCREW (M6.3-1 x 15)	10.474
54. NUT, "J" Shape (#8-18 x 1/4")	2.575
55. TRIM ASM, Hdng	14.640
56. STRIP, Frt Roof Pnl Sealing	N.S.

V12-21



V12-21

1968-77 "Y" BACK WINDOW AND ROOF PANEL STOWAGE

1. SPACER	12.810	9. WASHER (7/32" x 5/8" x 5/64")	8.929
2. HANGER	N.S.	10. HINGE ASM	12.981
3. SCREW (#10-32 x 7/8")	8.977	11. SCREW (5/16"-18 x 1 1/2")	8.977
4. STRAP ASM	12.981	12. TRAY	12.980
5. HANDLE	12.981	13. CLIP	12.981
6. RIVET	12.981	14. WASHER (9/32")	3.425
7. RIVET	8.967	15. REINFORCEMENT ASM	12.981
8. RIVET	12.981	16. CLIP	12.981
		17. SCREW ASM (#10-24 x 3/4")	8.977

Items #6-17 Were Used From 1968 To 1972 Only.



CHEVROLET BODY GROUP 12.000



BODY MOLDINGS — SHEET METAL

ALPHABETICAL INDEX

B		D	
BAFFLE, Rear Quarter Side Inner	12.941	DECAL, Front Door	12.112
BAG, Roof Panel	12.810	DECAL, Rear Quarter Ornamentation	12.116
BALL, Fuel Tank Filler	12.945	DOOR, Fuel Tank Filler	12.945
BEZEL, Fuel Tank Filler	12.945	DOOR, Rear Compartment Floor or Tail Gate	12.981
BEZEL, Rear Compartment Lid and Rear End Panel	12.182		
BEZEL, Rear Compartment Floor or Tail Gate	12.981		
BOLT, Body Moldings	12.118		
BOLT, Folding Top Compartment Lid	12.242		
BOLT, Rear Compartment Lid and End Gate	12.184		
BOLT, Roof Panel	12.810		
BONDING STRIP, Body Rear End(Plastic Laminated)	12.986		
BONDING STRIP, Rear Compartment Floor or Tail Gate	12.981		
BOW, Roof	12.952		
BRACE, Front Body Hinge Pillar	12.840		
BRACE, Rear Compartment Floor or Tail Gate	12.981		
BRACE, Shroud and Dash and Vent Duct	12.804		
BRACKET, Floor Pan	12.980		
BRACKET, Luggage Carrier	12.815		
BRACKET, Rear Compartment or Tail Gate Lock	12.247		
BRACKET, Rear Compartment Floor or Tail Gate	12.981		
BRACKET, Rear Compartment Lid Release	12.243		
BRACKET, Rear Compartment Lid or Tail Gate	12.187		
BRACKET, Roof Panel	12.810		
BUMPER, Folding Top Compartment	12.170		
BUMPER, Fuel Tank Filler	12.945		
BUMPER, Rear Compartment Floor or Tail Gate	12.981		
BUSHING, Folding Top Compartment	12.170		
BUSHING, Fuel Tank Filler	12.945		
BUSHING, Instrument Panel Ash Tray	12.009		
BUSHING, Rear Compartment Floor or Tail Gate	12.981		
BUSHING, Roof Panel	12.810		
C		E	
CABLE, Folding Top Compartment Lid	12.242	EMBLEM, Fuel Tank Filler	12.945
CABLE, Folding Top Compartment	12.170	EMBLEM, Rear Compartment Lid and Rear End Panel	12.182
CABLE, Rear Compartment Lid Release	12.243	ESCUTCHEON, Arm Rest Ash Tray	12.048
CAP, Luggage Carrier	12.815	ESCUTCHEON, Rear Compartment or Tail Gate	12.249
CAP, Roof Drip	12.075	ESCUTCHEON, Rear Compartment Floor or Tail Gate	12.981
CAP, Roof Panel	12.810	EXTENSION, Door Opening Rocker	12.934
CARRIER, Roof Panel	12.810	EXTENSION, Front Body Hinge Pillar	12.840
CLIP, Ash Receiver Mounting	12.016	EXTENSION, Roof Panel	12.810
CLIP, Rear Compartment Floor or Tail Gate	12.981		
CLIP, Roof Panel	12.810		
COMPARTMENT, Rear Compartment Floor or Tail Gate	12.981		
CONSOLE, Rear Compartment Floor or Tail Gate	12.981		
CONTROL, Folding Top Compartment Lid	12.242		
COVER, Instrument Panel Ash Tray	12.009		
COVER, Rear Compartment Floor or Tail Gate	12.981		
COVER, Roof Panel	12.810		
COVER, Shroud and Dash and Vent Duct	12.804		
		F	
		FAN, Roof Ventilation	12.811
		FASTENER, Door Handle Push Button	12.195
		FASTENER, Roof Panel	12.810
		FILLER, Windshield Upper and Lower	12.807
		FRAME, Rear Compartment Floor or Tail Gate	12.981
		FRAME, Roof Panel	12.810
		FRAME, Windshield Side	12.808
		FRAME, Windshield Upper and Lower	12.807
		G	
		GASKET, Door Handle Push Button	12.195
		GLASS, Roof Panel	12.810
		GLASS, Tail Gate or Back Door	12.180
		GRILLE, Cowl Top Vent Louver	12.800
		GRILLE, Roof Ventilation	12.811
		GROMMET, Folding Top Compartment	12.170
		GUIDE, Ash Receiver Mounting	12.016
		GUIDE, Folding Top Compartment Lid	12.242
		GUSSET, Front Body Hinge Pillar	12.840
		H	
		HANDLE, Rear Compartment Floor or Tail Gate ..	12.981
		HANGER, Roof Panel	12.810
		HINGE, Fuel Tank Filler	12.945
		HINGE, Rear Compartment Floor or Tail Gate	12.981
		HINGE, Rear Compartment Lid and End Gate	12.184
		HOOK, Rear Compartment Floor or Tail Gate	12.981

ALPHABETICAL INDEX

HOUSING, Fuel Tank Filler 12.945
HOUSING, Roof Panel 12.810

I

INSERT, Luggage Carrier..... 12.815
INSULATOR, Floor Pan 12.980
INSULATOR, Roof Panel..... 12.810

L

LABEL, Fuel Tank Filler..... 12.945
LATCH, Rear Compartment or Tail Gate Lock 12.247
LETTER KIT, Rear Compartment Lid and Rear
End Panel 12.182
LOCK, rear compartment lid 12.242A
LOCK, Folding Top Compartment Lid 12.242
LOCK, Roof Panel..... 12.810

M

MOLDING, Front Door 12.112
MOLDING, Rear Compartment Floor or Tail Gate 12.981
MOLDING, Rear Door..... 12.114
MOLDING, Rear Quarter Ornamentation..... 12.116
MOLDING, Roof Drip..... 12.075
MOLDING, Roof Panel 12.810

N

NUT, Body Moldings..... 12.118
NUT, Body Rear End(Plastic Laminated)..... 12.986
NUT, Fuel Tank Filler..... 12.945
NUT, Luggage Carrier..... 12.815
NUT, Rear Compartment Lid and End Gate..... 12.184
NUT, Rear Compartment Lid Lock 12.237
NUT, Rear Compartment Floor or Tail Gate 12.981
NUT, Roof..... 12.952
NUT, Roof Panel..... 12.810
NUT, Roof Panel 12.812

P

PANEL, Back Window Inner..... 12.964
PANEL, Body Rear End(Plastic Laminated)..... 12.986
PANEL, Cowl Top Vent Louver 12.800
PANEL, Door Opening Rocker..... 12.934
PANEL, Rear Body Lock Pillar..... 12.942
PANEL, Rear Compartment Floor or Tail Gate..... 12.981
PANEL, Rear Compartment Lid and Rear End
Panel..... 12.182
PANEL, Rear End..... 12.966
PANEL, Rear Quarter Side Outer..... 12.940
PANEL, Roof Panel 12.810
PANEL, Shroud and Dash and Vent Duct..... 12.804
PILLAR, Front Body Hinge Pillar 12.840
PILLAR, Rear Body Lock Pillar..... 12.942
PIN, Fuel Tank Filler..... 12.945
PIN, Roof Panel..... 12.810
PLATE, Floor Pan..... 12.980
PLATE, Folding Top Compartment 12.170
PLATE, Front Body Hinge Pillar..... 12.840
PLATE, Rear Body Lock Pillar..... 12.942
PLATE, Rear Compartment Floor or Tail Gate 12.981
PLATE, Rear Compartment Lid and Rear End
Panel..... 12.182
PLATE, Roof Panel..... 12.810
PLENUM, Rear Quarter Side Inner 12.941
PLUG, Body Center..... 12.491

PLUG, Floor Pan 12.980
PLUG, Rear Compartment Floor or Tail Gate 12.981

R

RECEIVER, Door, Quarter Arm Rest or Front
Seat Bk 12.045
REINFORCEMENT, Front Body Hinge Pillar..... 12.840
REINFORCEMENT, Rear Compartment Lid and
End Gate..... 12.184
REINFORCEMENT, Rear Compartment Floor or
Tail Gate..... 12.981
REINFORCEMENT, Roof Panel..... 12.810
REINFORCEMENT, Shroud and Dash and Vent
Duct..... 12.804
RETAINER, Cowl Ledge..... 12.801
RETAINER, Floor Pan..... 12.980
RETAINER, Instrument Panel Ash Tray 12.009
RETAINER, Luggage Carrier 12.815
RETAINER, Rear Compartment Floor or Tail
Gate..... 12.981
RETAINER, Rear Compartment or Tail Gate 12.249
RETAINER, Rear Compartment Lid or Tailgate..... 12.183
RETAINER, Rear Compartment Lid or Tail Gate... 12.187
RETAINER, Roof Panel..... 12.810
RETAINER, Tail Gate or Back Door 12.180
RING, Door Handle Push Button 12.195
RING, Rear Compartment Floor or Tail Gate 12.981
RIVET, Rear Compartment Floor or Tail Gate 12.981
ROD, Rear Compartment Lid or Tail Gate 12.187
ROD, Roof Panel..... 12.810

S

SCREEN, Rear Quarter Side Inner 12.941
SCREW, Door Handle Push Button 12.195
SCREW, Front Body Hinge Pillar 12.840
SCREW, Fuel Tank Filler..... 12.945
SCREW, Luggage Carrier..... 12.815
SCREW, Rear Compartment Lid Lock 12.237
SCREW, Rear End Belt or Panel..... 12.121
SCREW, Roof..... 12.952
SCREW, Roof Drip..... 12.075
SCREW, Roof Panel..... 12.810
SCREW, Windshield Upper and Lower 12.807
SEAL, Rear Compartment Floor or Tail Gate..... 12.981
SEAL, Rear Compartment Lid and Rear End
Panel..... 12.182
SEAL, Rear Compartment Lid or Tail Gate..... 12.269
SEAL, Roof Panel 12.810
SEAL, Shroud and Dash and Vent Duct..... 12.804
SEAT, Folding Top Compartment Lid 12.242
SEAT, Rear Compartment Lid Lock 12.237
SHAFT, Rear Compartment Lid Lock Cylinder..... 12.252
SHIELD, Floor Pan 12.980
SHIELD, Rear Compartment Floor or Tail Gate ... 12.981
SHIELD, Wheelhouse..... 12.944
SHIM, Rear Compartment Lid and End Gate..... 12.184
SHIM, Roof Panel..... 12.810
SILL, Door Opening Rocker..... 12.934
SLEEVE, Luggage Carrier..... 12.815
SLEEVE, Roof Panel 12.810
SPACER, Rear Compartment Lid Lock..... 12.237
SPACER, Rear Compartment Lid or Tail Gate..... 12.269
SPACER, Rear Compartment Lid and End Gate... 12.184
SPRING, Folding Top Compartment..... 12.170
SPRING, Folding Top Compartment Lid..... 12.242
SPRING, Fuel Tank Filler..... 12.945
SPRING, Instrument Panel Ash Tray 12.009
SPRING, Rear Compartment or Tail Gate 12.249
STRAP, Luggage Carrier..... 12.815
STRAP, Rear Compartment Floor or Tail Gate..... 12.981
STRAP, Roof Panel 12.810
STRIKER, Rear Compartment Lid Lock..... 12.237
STRIKER, Rear Compartment Floor or Tail Gate.. 12.981
STRIPE, Front Door..... 12.112
STRIPE, Rear Compartment Lid and Rear End
Panel..... 12.182

ALPHABETICAL INDEX

STRIPE, Rear Quarter Ornamentation.....	12.116
STRIPE, Roof Panel.....	12.812
STRIP, Front Body Hinge Pillar.....	12.840
STRIP, Rear Body Lock Pillar.....	12.942
STRIP, Rear Compartment Floor or Tail Gate.....	12.981
STRIP, Roof Panel.....	12.810
STUD, Rear Compartment Lid or Tail Gate.....	12.187
SUPPORT, Body Rear End(Plastic Laminated).....	12.986
SUPPORT, Front Body Hinge Pillar.....	12.840
SUPPORT, Rear Body Lock Pillar.....	12.942
SUPPORT, Rear Compartment Floor or Tail Gate.....	12.981
SUPPORT, Roof Panel.....	12.810
SUPPORT, Shroud and Dash and Vent Duct.....	12.804

T

TRAY, Door, Quarter Arm Rest or Front Seat Bk.....	12.045
TUMBLER, Rear Compartment or Tail Gate.....	12.249

W

WASHER, Luggage Carrier.....	12.815
WASHER, Roof Panel.....	12.810
WEATHERSTRIP, Cowl Ledge.....	12.801
WEATHERSTRIP, Cowl Top Vent Louver.....	12.800
WEATHERSTRIP, Rear Compartment Lid or Tail Gate.....	12.269
WEATHERSTRIP, Roof Panel.....	12.810

[illegible]

BODY MOLDINGS-SHEET METAL

12.009 BUSHING-COVER-RETAINER-SPRING, Instrument Panel Ash Tray

77-81	Y	379997	2	.45	BUSHING, CVR
82	Y W/A.T. (MD8)	379997	1	.45	BUSHING, ASH TRAY CVR
68-76	Y	3947951	1	2.70	COVER
77-81	Y	375960	1	14.80	COVER
82	Y W/A.T. (MD8)	375960	1	14.80	COVER, ASH TRAY
68-76	Y	3977862	1	4.45	RETAINER, CVR
77-81	Y	379998	1	.31	SPRING, CVR
82	Y W/A.T. (MD8)	379998	1	.31	SPRING, ASH TRAY CVR

12.016 CLIP-GUIDE, Ash Receiver Mounting

68-75	Y	3942119	1	.40	CLIP, TRAY CVR(12.009)
68-76	Y	3915676	2	.46	GUIDE, TRAY CVR(12.009)

12.045 RECEIVER-TRAY , Door, Quarter Arm Rest or Front Seat Bk

77-81	Y	1654525	1	12.30	RECEIVER
57-62	Y	3781773	1	11.65	TRAY (IN TUN)
63-76	Y	3823400	1	5.25	TRAY

12.048 ESCUTCHEON , Arm Rest Ash Tray

53-55	Y	4146967	2	2.15	ESCUTCHEON (IN TUN)
-------	---	---------	---	------	---------------------

12.075 CAP-MOLDING-SCREW, Roof Drip

NOTE 1: ON 1968 AND 1969 MODELS ADD CLEARANCE NOTCHES FOR MOLDING EMBOSSES. ALSO USE SEALING STRIP 3995061 W/STRIP 3995014 AND ATTACHING PARTS 3966796 RETAINER AND 9431792 SCREW.

NOTE 2: 1ST DESIGN USE SLOTS AND HOLES FOR ATTACHMENT. 2ND DESIGN USE FOUR (4) WELD NUTS FOR ATTACHMENT.

63-67	Y W/HARDTOP	3827013	LH	8.00	CAP, SI MLDG
63-67	Y W/HARDTOP	3827014	RH	8.00	CAP, SI MLDG
68-76	Y	3972305	LH	2.95	CAP, RF PNL DRIP MLDG
68-76	Y	3972306	RH	2.95	CAP, RF PNL DRIP MLDG
77	Y (1ST DESIGN)	3972305	LH	2.95	CAP, RF PNL DRIP MLDG (OVAL HOLE)
77	Y (1ST DESIGN)	3972306	RH	2.95	CAP, RF PNL DRIP MLDG (OVAL HOLE)
77	Y (2ND DESIGN)	359637	LH	2.70	CAP, RF PNL DRIP MLDG (ROUND HOLE)
77	Y (2ND DESIGN)	359638	RH	2.70	CAP, RF PNL DRIP MLDG (ROUND HOLE)
78	Y (EXC. GLASS HATCH RF.) (CC1)	359637	LH	2.70	CAP, RF PNL DRIP MLDG
78	Y (EXC. GLASS HATCH RF.)	359638	RH	2.70	CAP, RF PNL DRIP MLDG
79-81	Y (EXC. GLASS HATCH RF.)	14007071	LH	2.70	CAP, RF DRIP MLDG
79-81	Y (EXC. GLASS HATCH RF.)	14007072	RH	2.70	CAP, RF DRIP MLDG
82	Y87 (EXC HATCH RF CC1)	14007071	LH	2.70	CAP, ROOF DRIP MLDG
82	Y87 (EXC HATCH RF CC1)	14007072	RH	2.70	CAP, ROOF DRIP MLDG
68-77	Y37	3935667	LH	12.45	MOLDING, RF PNL FRT
68-77	Y37	3935668	RH	12.45	MOLDING, RF PNL FRT
68-76	Y37	3972303	LH	10.05	MOLDING, FRT RF PNL SI
68-76	Y37	3972304	RH	10.05	MOLDING, FRT RF PNL SI
68-69	Y37	3972307	LH	13.90	MOLDING, RR RF (NOTE 1)
68-75	Y37	3972308	RH	13.90	MOLDING, RR RF (NOTE 1)
68-75	Y67 W/AUX. TOP	3912797	LH	8.35	MOLDING, SI FRT
68-75	Y67 W/AUX. TOP	3912798	RH	8.35	MOLDING, SI FRT
68-75	Y67 W/AUX. TOP	3926408	1	26.00	MOLDING, FRT
70-75	Y37	3972307	LH	13.90	MOLDING, RR RF
77	Y (1ST DESIGN)	3972303	LH	10.05	MOLDING, FRT RF PNL SI DRIP (NOTE 2)
77	Y (1ST DESIGN)	3972304	RH	10.05	MOLDING, FRT RF PNL SI DRIP (NOTE 2)
77	Y (2ND DESIGN)	359633	LH	10.05	MOLDING, FRT RF PNL SI (NOTE 2)
77	Y (2ND DESIGN)	359634	RH	10.05	MOLDING, FRT RF PNL SI (NOTE 2)
78	Y (EXC. HATCH RF.)	466609	LH	12.45	MOLDING, SI DRIP FRT
78	Y (EXC. HATCH RF.)	466610	RH	12.45	MOLDING, SI DRIP FRT
78	Y (EXC. HATCH RF.)	3935667	LH	12.45	MOLDING, RF PNL FRT
78	Y (EXC. HATCH RF.)	3935668	RH	12.45	MOLDING, RF PNL FRT
79-81	Y (EXC. GLASS HATCH RF.)	14007069	LH	15.40	MOLDING, FRT RF FRT DRIP
79-81	Y (EXC. GLASS HATCH RF.)	14007070	RH	15.40	MOLDING, FRT RF FRT DRIP
79-81	Y (EXC. GLASS HATCH RF.)	14007073	LH	10.05	MOLDING, FRT RF DRIP
79-81	Y (EXC. GLASS HATCH RF.)	14007074	RH	10.05	MOLDING, FRT RF DRIP
82	Y87 (EXC HATCH RF CC1)	14007069	LH	15.40	MOLDING, FRT ROOF FRT DRIP
82	Y87 (EXC HATCH RF CC1)	14007070	RH	15.40	MOLDING, FRT ROOF FRT DRIP
82	Y87 (EXC HATCH RF CC1)	14007073	LH	10.05	MOLDING, FRT ROOF SI DRIP
82	Y87 (EXC HATCH RF CC1)	14007074	RH	10.05	MOLDING, FRT ROOF SI DRIP
77-82	Y (EXC HATCH RF)	461140	12	.30	SCREW, FRT RF INR PNL

12.112 DECAL-MOLDING-STRIPE , Front Door

78	Y W/Z78	476283	2	61.75	DECAL
56-61	Y	3730111	LH	9.40	MOLDING, UPR (ST. STEEL)
56-61	Y	3730112	RH	9.40	MOLDING, UPR (ST. STEEL)
56-61	Y	3730113	LH	9.40	MOLDING, LWR (ST. STEEL)

BODY MOLDINGS-SHEET METAL

12.112 DECAL-MOLDING-STRIPE , Front Door (Con't)

56-61	Y	3730114	RH	9.40	MOLDING, LWR (ST. STEEL)
82	Y	1155852	1	17.75	MOLDING, F/D(BLACK)
82	Y	1155853	1	17.75	MOLDING, F/D(WHITE)
78	Y W/ACNT. STRIPE (D88), B2Z	473263	2	5.70	STRIPE (SILVER MET-GRAY MET)
78	Y W/ACNT. STRIPE (D88), Z78	476267	2	5.70	STRIPE (RED)
81	Y W/ACNT STRIPE (D88)	14038242	2	2.95	STRIPE, F/D (LT BLUE, MED BLUE)
81	Y W/ACNT STRIPE (D88)	14038244	2	2.95	STRIPE, F/D (RED, SPECTRA RED)
81	Y W/ACNT STRIPE (D88)	14038245	2	2.95	STRIPE, F/D (LT GRAY, GRAY)
82	Y07	14045949	LH	38.50	STRIPE, F/D LWR(DK BEIGE)
82	Y07	14045950	RH	38.50	STRIPE, F/D LWR(DK BEIGE)
82	Y07	14045951	LH	8.10	STRIPE, F/D UPR(DK BEIGE)
82	Y07	14045952	RH	8.10	STRIPE, F/D UPR(DK BEIGE)
82	Y07	14045953	LH	3.25	STRIPE, F/D UPR RR(DK BEIGE)
82	Y07	14045954	RH	3.25	STRIPE, F/D UPR RR(DK BEIGE)
82	Y87 W/ACNT STRIPE (D88)	14038242	2	2.95	STRIPE, F/D (LT BLUE, MED BLUE)
82	Y87 W/ACNT STRIPE (D88)	14038244	2	2.95	STRIPE, F/D (RED, SPECTRA RED)
82	Y87 W/ACNT STRIPE (D88)	14038245	2	2.95	STRIPE, F/D (LT GRAY, GRAY)
82	Y87 W/ACNT STRIPE(D88)	14049129	2	2.75	STRIPE, F/D EXT(RED,SPECTRA RED)
82	Y87 W/ACNT STRIPE(D88)	14049130	2	2.75	STRIPE, F/D EXT(LT BLUE,MED BLUE)
82	Y87 W/ACNT STRIPE(D88)	14049131	2	2.75	STRIPE, F/D EXT(LT GRAY,GRAY)

12.114 MOLDING, Rear Door

82	Y	1155852	1	17.75	MOLDING, R/D(BLACK)(12.112)
82	Y	1155853	1	17.75	MOLDING, R/D(WHITE)(12.112)

12.116 DECAL-MOLDING-STRIPE, Rear Quarter Ornamentation

78	Y W/Z78	476284	2	17.95	DECAL, SI
82	Y	1155747	1	6.45	MOLDING, RR QTR(BLACK)(8.132)
82	Y	1155748	1	6.45	MOLDING, RR QTR(WHITE)(8.132)
78	Y W/ACNT. STRIPE (D88), B2Z	473267	LH	19.80	STRIPE, LWR (SILVER MET, GRAY MET)
78	Y W/ACNT. STRIPE (D88), B2Z	473268	RH	19.80	STRIPE, LWR (SILVER MET, GRAY MET)
78	Y W/ACNT. STRIPE (D88), B2Z	473273	LH	15.70	STRIPE, UPR (SILVER MET, GRAY MET)
78	Y W/ACNT. STRIPE (D88), B2Z	473274	RH	15.70	STRIPE, UPR (SILVER MET, GRAY MET)
78	Y W/ACNT. STRIPE (D88), Z78	476263	LH	15.70	STRIPE (RED, SILVER)
78	Y W/ACNT. STRIPE (D88), Z78	476264	RH	15.70	STRIPE (RED, SILVER)
81	Y W/ACNT STRIPE (D88)	14038259	LH	11.00	STRIPE, RR QTR (LT BLUE, MED BLUE)
81	Y W/ACNT STRIPE (D88)	14038260	RH	11.00	STRIPE, RR QTR (LT BLUE, MED BLUE)
81	Y W/ACNT STRIPE (D88)	14038263	LH	11.00	STRIPE, RR QTR (RED, SPECTRA RED)
81	Y W/ACNT STRIPE (D88)	14038264	RH	11.00	STRIPE, RR QTR (RED, SPECTRA RED)
81	Y W/ACNT STRIPE (D88)	14038265	LH	11.00	STRIPE, RR QTR (LT GRAY, GRAY)
81	Y W/ACNT STRIPE (D88)	14038266	RH	11.00	STRIPE, RR QTR (LT GRAY, GRAY)
82	Y07	14045969	LH	8.90	STRIPE, RR QTR UPR(DK BEIGE)
82	Y07	14045970	RH	8.90	STRIPE, RR QTR UPR(DK BEIGE)
82	Y07	14045971	LH	11.05	STRIPE, RR WHL OPG(DK BEIGE)
82	Y07	14045972	RH	11.05	STRIPE, RR WHL OPG(DK BEIGE)
82	Y87 W/ACNT STRIPE (D88)	14038259	LH	11.00	STRIPE, RR QTR (LT BLUE, MED BLUE)
82	Y87 W/ACNT STRIPE (D88)	14038260	RH	11.00	STRIPE, RR QTR (LT BLUE, MED BLUE)
82	Y87 W/ACNT STRIPE (D88)	14038263	LH	11.00	STRIPE, RR QTR (RED, SPECTRA RED)
82	Y87 W/ACNT STRIPE (D88)	14038264	RH	11.00	STRIPE, RR QTR (RED, SPECTRA RED)
82	Y87 W/ACNT STRIPE (D88)	14038265	LH	11.00	STRIPE, RR QTR (LT GRAY, GRAY)
82	Y87 W/ACNT STRIPE (D88)	14038266	RH	11.00	STRIPE, RR QTR (LT GRAY, GRAY)
82	Y87 W/ACNT STRIPE(D88)	14049121	LH	2.75	STRIPE, RR QTR ON LK PLR(RED,SPECTRA RED)
82	Y87 W/ACNT STRIPE(D88)	14049122	RH	2.75	STRIPE, RR QTR ON LK PLR(RED,SPECTRA RED)
82	Y87 W/ACNT STRIPE(D88)	14049123	LH	2.75	STRIPE, RR QTR ON LK PLR(LT BLUE,MED BLUE)
82	Y87 W/ACNT STRIPE(D88)	14049124	RH	2.75	STRIPE, RR QTR ON LK PLR(LT BLUE,MED BLUE)
82	Y87 W/ACNT STRIPE(D88)	14049125	LH	2.75	STRIPE, RR QTR ON LK PLR(LT GRAY,GRAY)
82	Y87 W/ACNT STRIPE(D88)	14049126	RH	2.75	STRIPE, RR QTR ON LK PLR(LT GRAY,GRAY)

12.118 BOLT-NUT, Body Moldings

56-60	Y	3730104	AR	.41	BOLT, UPR, LWR, END MLDG (8.133)
58	Y	4644959	AR	.31	NUT, W/S LWR FRAME

12.121 SCREW, Rear End Belt or Panel

56-75	Y W/AUX. TOP	3727973	4	.84	SCREW, RF PNL (1/4"-28 X 9/16") (ST. STEEL)
-------	--------------	---------	---	-----	--

12.170 BUMPER-BUSHING-CABLE-GROMMET-PLATE-SPRING, Folding Top Compartment

62-69	Y	4573914	2	.55	BUMPER, LID (10.587)
-------	---	---------	---	-----	----------------------

BODY MOLDINGS-SHEET METAL

12.170 BUMPER-BUSHING-CABLE-GROMMET-PLATE-SPRING, Folding Top Compartment (Con't)									
70-75	Y	3948108	2	2.20	BUMPER, LID				
70-75	Y	3976442	2	.55	BUSHING, LID LK PIN HSG				
63-73	Y	3797115	2	3.10	CABLE, LID LK REMOTE CONT (8.075)				
74-75	YZ67	3797115	2	3.10	CABLE, FLDG TOP COMP LID LK REM CONT(8.075)				
74-75	YZ67 W/C50	3797115	1	3.10	CABLE, FLDG TOP RR BOW LK (8.075)				
63-75	Y	3839173	2	.31	GROMMET, LID LK REMOTE CONT CABLE (8.077)				
63-75	Y	3928830	2	.69	PLATE, LID LK WEAR				
74-75	Y	3824431	2	2.10	SPRING, FLDG TOP COMPT LID HINGE				
12.180 GLASS-RETAINER, Tail Gate or Back Door									
82	Y07	14038206	1	289.00	GLASS, RR HATCH WDO				
82	Y07	14038221	2		RETAINER, RR HATCH WDO GLASS				
82	Y07	14042288	2	4.50	RETAINER, RR HATCH WDO				
12.182 BEZEL-EMBLEM-LETTER KIT-PANEL-PLATE -SEAL-STRIPE , Rear Compartment Lid and Rear End Panel									
NOTE 1: USE WITH REAR BUMPER COVER WITH DEPRESSION FOR NAME PLATE.									
NOTE 2: USE WITH REAR BUMPER COVER WITHOUT DEPRESSION FOR NAME PLATE.									
56-57	Y	3725755	1	10.55	BEZEL, BODY RR EMBLEM (8.055)				
58-62	Y	3740239	1	11.00	BEZEL, BODY EMBLEM (8.055)				
56-57	Y	3725754	1	13.40	EMBLEM, BODY RR (1.303)				
58-62	Y	3796462	1	14.00	EMBLEM, BODY RR				
68-73	Y	3927979	1	17.25	LETTER KIT, BODY RR (CORVETTE)				
74-75	Y	6260519	1	16.25	LETTER KIT, BODY RR (C-O-R-V-E-T-T-E)				
78-79	Y W/D80	14012968	1	245.00	PANEL, RR EXT (SPOILER)				
57	Y W/F.I.	3742212	2	3.90	PLATE ("FUEL INJECTION") (8.147)				
58-61	Y	3740240	1	10.60	PLATE, BODY EMBLEM BACKING (8.055)				
63-65	Y	3797414	1	6.80	PLATE, BODY RR NAME				
66-67	Y	3873776	1	10.60	PLATE, BODY RR NAME (8.055)				
76	Y (1ST DESIGN)	374699	1	15.75	PLATE, BODY RR NAME (NOTE 1)				
76-79	Y (2ND DESIGN 1976)	462226	1	15.75	PLATE, BODY RR NAME (NOTE 2)				
80-82	Y	14016100	1	15.75	PLATE, BODY RR NAME (CORVETTE)				
82	Y07	14043086	1	16.05	PLATE, BODY RR NAME(CORVETTE)				
58-62	Y	3753163	1	.93	SEAL, BODY EMBLEM (8.055)				
78	Y W/ACNT. STRIPE (D88), B2Z	473264	1	12.35	STRIPE (SILVER MET., GRAY MET.)				
12.183 RETAINER, Rear Compartment Lid or Tailgate									
75-82	Y	14016103	1	.85	RETAINER, BODY RR NA PLT				
78-79	Y W/D80	476253	2	.36	RETAINER				
12.184 BOLT-HINGE-NUT-REINFORCEMENT-SHIM-SPACER, Rear Compartment Lid and End Gate									
82	Y07	14038223	7	.40	BOLT, RR HATCH WDO HGE				
70-75	Y67	3995021	2	19.40	HINGE, LID				
82	Y07	14038209	LH	59.25	HINGE, RR HATCH WDO				
82	Y07	14038210	RH	59.25	HINGE, RR HATCH WDO				
63-75	Y67	3958893	2	.71	NUT, FLDG TOP COMPT LID HINGE ANCHOR				
71-75	Y67	3995025	LH	3.10	REINFORCEMENT, FLDG TOP HINGE SUPT				
71-75	Y67	3995026	RH	3.10	REINFORCEMENT, FLDG TOP HINGE SUPT				
63-75	Y67	3825694	AR	1.10	SHIM, FLDG TOP COMPT LID HINGE SUPT				
82	Y07	14038237	AR	1.10	SHIM, RR HATCH WDO HGE CVR				
71-75	Y67	3995024	1	4.25	SPACER, FLDG TOP HINGE SUPT REINF				
12.187 BRACKET-RETAINER-ROD-STUD, Rear Compartment Lid or Tail Gate									
82	Y07	14038211	LH	25.75	BRACKET, RR HATCH WDO ASSIST ROD				
82	Y07	14038212	RH	25.75	BRACKET, RR HATCH WDO ASSIST ROD				
82	Y07	14038267	4	.25	RETAINER, RR HATCH WDO ASSIST ROD				
82	Y07	14038250	2	44.00	ROD, RR HATCH WDO ASSIST				
82	Y07	14038220	4	3.30	STUD, RR HATCH WDO ASSIST ROD				
12.195 FASTENER-GASKET-RING-SCREW , Door Handle Push Button									
74-78	Y	9883583	AR	.34	FASTENER, T/GATE TR PNL TO INR PNL(14.683)				
70-78	Y	4587931	2	.50	GASKET, DR LK CYL (12.247)				
68	Y	4168356	AR	.54	RING, LK BOTTOM STOP				
74-78	Y	4406866	AR	.32	SCREW (1/4"-20 X 3/4")				

BODY MOLDINGS-SHEET METAL

12.237 NUT-SCREW -SEAT-SPACER-STRIKER, Rear Compartment Lid Lock

63-75	Y	3918539	2	1.20	NUT, STRIKER ANCHOR
77-79	Y	8741222	AR	.48	SCREW (5/16"-18) W/1-1.000 WA
60-62	Y	3767846	1	.78	SEAT, POP-UP SPRING (8.085)
63-75	Y	3778601	4	.50	SPACER, STRIKER
63-75	Y	3778599	2	2.10	STRIKER
82	Y07	14038217	LH	30.50	STRIKER, RR HATCH WDO LAT
82	Y07	14038218	RH	30.50	STRIKER, RR HATCH WDO LAT

12.242 BOLT-CABLE-CONTROL-GUIDE-LOCK-SEAT-SPRING, Folding Top Compartment Lid

NOTE 1: CUT AS REQUIRED AND REWORK AS NEEDED.

58-62	Y	3782560	1	1.50	BOLT, FLDG TOP COMPT LK (3 3/4" LONG) (8.085)
67-73	Y	3797115	2	3.10	CABLE, REMOTE CONT LID LK (8.075) (NOTE 1)
63-75	Y	3945236	1	8.55	CONTROL, LK REMOTE CONT
63-75	Y	3796374	AR	.37	GUIDE, FLDG TOP COMPT LID LK REM CONT CBL STOP (3.483)
63-75	Y	3915781	2	14.00	LOCK
60-62	Y	3767846	1	.78	SEAT, POP-UP SPRING (8.085)
63-64	Y	3795387	1	1.15	SPRING, LK REMOTE CONT
69-73	Y	3795387	1	1.15	SPRING, LK REMOTE CONT (12.945)
69-75	Y	3926212	1	1.65	SPRING, LK REMOTE CONT

12.242A LOCK, rear compartment lid

61-62	Y	4753019	1	15.15	LOCK, RR COMPT
-------	---	---------	---	-------	----------------

12.243 BRACKET-CABLE, Rear Compartment Lid Release

82	Y07	14038225	1	10.20	BRACKET, RR HATCH WDO PRIM LAT REL CBL
82	Y07	14038227	1	12.95	BRACKET, RR HATCH WDO PRIM LAT REL CBL ADJ
82	Y07	14038226	1	38.00	CABLE, RR HATCH WDO PRIM LAT REL
82	Y07	14038228	1	23.70	CABLE, RR HATCH WDO SECD LAT REL

12.247 BRACKET-LATCH, Rear Compartment or Tail Gate Lock

82	Y07	14038213	LH	10.95	BRACKET, RR HATCH WDO LAT
82	Y07	14038214	RH	10.95	BRACKET, RR HATCH WDO LAT
82	Y07	14038215	LH	149.00	LATCH, RR HATCH WDO
82	Y07	14038216	RH	122.00	LATCH, RR HATCH WDO

12.249 ESCUTCHEON-RETAINER-SPRING-TUMBLER, Rear Compartment or Tail Gate

NOTE 1: UNITS CONTAIN 100 PCS. SEE GROUP 10.553.

56-77	Y	3724481	1	4.10	ESCUTCHEON, CYL
53-78	Y	601261	AR	1.25	RETAINER (10.553)
53-72	Y	3901067	AR	2.50	SPRING, LK CYL TUMBLER (NOTE 1)
61-78	Y	7001087	1	.71	SPRING, CYL COIL (B&S 46399)
53-79	Y	3901061	AR	5.65	TUMBLER, #1 (10.553) (NOTE 1)
53-79	Y	3901062	AR	5.65	TUMBLER, #2 (10.553) (NOTE 1)
53-79	Y	3901063	AR	5.65	TUMBLER, #3 (10.553) (NOTE 1)
53-79	Y	3901064	AR	5.65	TUMBLER, #4 (10.553) (NOTE 1)
67-79	Y	3901065	AR	5.65	TUMBLER, #5 (10.553) (NOTE 1)

12.252 SHAFT , Rear Compartment Lid Lock Cylinder

61-62	Y	3788294	1	.60	SHAFT (3 7/8" LONG)
-------	---	---------	---	-----	---------------------

12.269 SEAL-SPACER-WEATHERSTRIP , Rear Compartment Lid or Tail Gate

82	Y07	14038219	2	3.60	SEAL, RR HATCH WDO(OVAL)
82	Y07	14038224	2	1.65	SEAL, RR LATCH WDO(ROUND)
82	Y07	14038222	4	5.25	SPACER, RR HATCH WDO
53-62	Y	3814213	AR	16.05	WEATHERSTRIP (160" LONG) (RUBBER) (13.352)
82	Y07	14038230	1	89.25	WEATHERSTRIP, RR HATCH WDO

12.491 PLUG, Body Center

74-82	Y	4744981	2	.30	PLUG, PNL PLENUM CENTER
-------	---	---------	---	-----	-------------------------

12.800 GRILLE-PANEL-WEATHERSTRIP, Cowl Top Vent Louver

63-67	Y	3797077	LH	15.75	GRILLE, AIR INT
63-67	Y	3797078	RH	15.75	GRILLE, AIR INT
73-76	Y	331805	1	16.70	GRILLE, HOOD AIR INT
68-72	Y	3938153	1	73.25	PANEL, AIR INT GRILLE
53-62	Y	3706914	1	4.25	WEATHERSTRIP

BODY MOLDINGS-SHEET METAL

12.801 RETAINER-WEATHERSTRIP , Cowl Ledge

54-82	Y	480534	AR	.31	RETAINER, PNL HOLE(DIA. 250, THK. .03-.30)
53-57	Y	3814213	1	16.05	WEATHERSTRIP (RUBBER) (13.352)
58-62	Y	3749819	1	6.20	WEATHERSTRIP (RUBBER) 29" LONG "V"
63-82	Y	3914293	1	6.20	WEATHERSTRIP (APPROX. LENGTH 65")

NOTE: DOES NOT INCLUDE W/S INNER AND OUTER SIDE FRAMES, W/S INNER UPPER FRAME, FRONT BODY HINGE PILLAR OR INSTRUMENT PANEL.

NOTE 1: WHEN USED IN PLACE OF 355378-355379 ADD DIMMER SWITCH HOLES AND RELOCATE HOOD LOCK HOLES AS REQUIRED.

12.804 BRACE-COVER-PANEL-REINFORCEMENT-SEAL-SUPPORT, Shroud and Dash and Vent Duct

NOTE 1: WHEN USED IN PLC OF 339171 REWK 1/5 CTR BONDING.

NOTE 2: WHEN USED ON MODELS PRIOR TO 1973 ADD HOLES AS REQUIRED.

NOTE 3: ON MODELS PRIOR TO 1980-RELOCATE HOLES FOR MTG BRAKE PEDAL HSG USING OLD PART AS GUIDE, ALSO DRILL HOLES FOR WIPER MTR.

NOTE 4: WHEN USING IN PLACE OF 339172 & 355389 DEALER TO REVISE LWR FLANGE (FDR SCOOP AREA) USING OLD PART AS GUIDE.

NOTE 5: PAINT AS REQUIRED.

69-82	Y	334793	LH	9.30	BRACE, BODY HINGE PLR
69-82	Y	334794	RH	9.30	BRACE, BODY HINGE PLR
68-77	Y	333421	LH	9.05	COVER, PLR TO DASH TR KICK PAD (NOTE 5)
68-82	Y	471910	RH	8.50	COVER, PLR TO DASH TR KICK PAD (NOTE 5)
76-82	Y	471909	LH	8.50	COVER, PLR TO DASH TR (NOTE 5)
78-81	Y	471907	LH	12.65	COVER, PLR TO DASH TR (BLACK)
78-81	Y	471908	RH	12.65	COVER, PLR TO DASH TR (BLACK)
78-81	Y	471947	LH	12.65	COVER, PLR TO DASH TR (MID BLUE)
78-81	Y	471948	RH	12.65	COVER, PLR TO DASH TR (MID BLUE)
78	Y	471953	LH	10.90	COVER, PLR TO DASH TR (DOESKIN)
78	Y	471954	RH	12.65	COVER, PLR TO DASH TR (DOESKIN)
78-80	Y	471961	LH	12.65	COVER, PLR TO DASH TR (MED RED)
78-80	Y	471962	RH	12.65	COVER, PLR TO DASH TR (MED RED)
78	Y	471967	LH	12.80	COVER, PLR TO DASH TR (SAFFRON)
78	Y	471968	RH	12.65	COVER, PLR TO DASH TR (SAFFRON)
78	Y W/Z78	14004617	LH	12.65	COVER, PLR TO DASH TR (SILVER MET)
78	Y W/Z78	14004618	RH	12.65	COVER, PLR TO DASH TR (SILVER MET)
79	Y	14006917	LH	12.65	COVER, PLR TO DASH TR (DK GREEN)
79	Y	14006918	RH	12.65	COVER, PLR TO DASH TR (DK GREEN)
79-80	Y	14011449	LH	12.45	COVER, PLR TO DASH TR (DK GREY)
79-80	Y	14011450	RH	12.45	COVER, PLR TO DASH TR (DK GREY)
79-80	Y	14011451	LH	12.45	COVER, PLR TO DASH TR (MED SADDLE)
79-80	Y	14011452	RH	12.45	COVER, PLR TO DASH TR (MED SADDLE)
80	Y	14015221	LH	12.45	COVER, PLR TO DASH TR (DK CLARET)
80	Y	14015222	RH	12.45	COVER, PLR TO DASH TR (DK CLARET)
81	Y	14023561	LH	12.65	COVER, PLR TO DA TR (SILVER MET)
81	Y	14023562	RH	12.65	COVER, PLR TO DA TR (SILVER MET)
81-82	Y	14023565	LH	12.65	COVER, PLR TO DA TR (MED DOESKIN)
81-82	Y	14023566	RH	12.65	COVER, PLR TO DA TR (MED DOESKIN)
81	Y	14023567	LH	12.65	COVER, PLR TO DA TR (MED RED)
81	Y	14023568	RH	12.65	COVER, PLR TO DA TR (MED RED)
81	Y	14023569	LH	12.65	COVER, PLR TO DA TR (MED CINNABAR)
81	Y	14023570	RH	12.65	COVER, PLR TO DA TR (MED CINNABAR)
81	Y	14033779	LH	12.65	COVER, PLR TO DA TR (SLATE)
81	Y	14033780	RH	12.65	COVER, PLR TO DA TR (SLATE)
81	Y	14033785	LH	12.65	COVER, PLR TO DA TR (CHARCOAL)
81	Y	14033786	RH	12.65	COVER, PLR TO DA TR (CHARCOAL)
81	Y	14033791	LH	12.65	COVER, PLR TO DA TR (DK RED)
81	Y	14033792	RH	12.65	COVER, PLR TO DA TR (DK RED)
82	Y87	14033779	LH	12.65	COVER, PLR TO DA TR (SLATE)
82	Y87	14033780	RH	12.65	COVER, PLR TO DA TR (SLATE)
82	Y87	14033785	LH	12.65	COVER, PLR TO DA TR (CHARCOAL)
82	Y87	14033786	RH	12.65	COVER, PLR TO DA TR (CHARCOAL)
82	Y87	14033791	LH	12.65	COVER, PLR TO DA TR (DK RED)
82	Y87	14033792	RH	12.65	COVER, PLR TO DA TR (DK RED)
68-76	Y	342294	1	40.25	PANEL, PLENUM CTR (NOTE 2)
68-75	Y	345477	1	182.00	PANEL, DASH
68-79	Y	14016059	LH		PANEL, PLENUM SI (NOTE 1)
68-69	Y	3918593	LH	7.10	PANEL, PLENUM SI EXT
68-69	Y	3918594	RH	7.80	PANEL, PLENUM SI EXT
68-74	Y	3922345	LH	2.30	PANEL, FRT FDR TO PLENUM FIL
68-74	Y	3922346	RH	2.30	PANEL, FRT FDR TO PLENUM FIL
68-82	Y	3996845	LH	12.65	PANEL, DASH EXT
68-82	Y	3996846	RH	12.65	PANEL, DASH EXT

BODY MOLDINGS-SHEET METAL

12.804 BRACE-COVER-PANEL-REINFORCEMENT-SEAL-SUPPORT, Shroud and Dash and Vent Duct (Con't)

68-82	Y	14016060	RH	18.95	PANEL, PLENUM SI (NOTE 4)
68-72	Y W/A.C.	336109	1	17.40	PANEL, CTR, PLENUM PNL FIL (9.262)
70-72	Y	3963173	LH	6.95	PANEL, PLENUM SI EXT
70-72	Y	3963174	RH	6.95	PANEL, PLENUM SI EXT
76-79	Y(EXC A.C.)	371480	1	170.00	PANEL, DASH (NOTE 1)
77-79	Y	375803	1	44.00	PANEL, PLENUM CTR
77-82	Y	14038201	1	43.00	PANEL, PLNM CTR
77-82	Y W/A.C.	14030118	1	170.00	PANEL, DASH
80-82	Y	14030119	LH	18.95	PANEL, PLENUM SI (NOTE 4)
68-80	Y	3911109	2	.54	REINFORCEMENT, PLENUM SI PNL SUPT
63-67	Y (EXC. A.C.)	3797372	2	.32	SEAL, VENT AIR OUTLET
68-80	Y	3904998	2	2.70	SUPPORT, PLENUM SI PNL

12.807 FILLER-FRAME-SCREW, Windshield Upper and Lower

73-82	Y	471998	RH	5.10	FILLER, LWR COR OTR FRAME
74-82	Y	471997	LH	6.60	FILLER, LWR COR OTR FRAME
68-82	Y	3936227	LH	12.70	FRAME, UPR COR OTR
68-82	Y	3936228	RH	12.70	FRAME, UPR COR OTR
68-82	Y	3936231	1	32.00	FRAME, UPR (PAINT TO MATCH)
73-82	Y	6258542	1	24.60	FRAME, LWR OTR
73-82	Y	6258543	LH	19.20	FRAME, LWR COR OTR
73-82	Y	6258544	RH	19.20	FRAME, LWR COR OTR & INR
69-75	Y	3958726	AR	.60	SCREW, HEAD GUIDE
69-75	Y67 W/AUX. TOP	3958727	AR	.60	SCREW, HEAD GUIDE
73-76	Y67	3958726	AR	.60	SCREW, FLDG TOP COMPT LID LK PIN

12.808 FRAME, Windshield Side

73-78	Y	6258543	LH	19.20	FRAME, LWR COR OTR
73-78	Y	6258544	RH	19.20	FRAME, LWR COR OTR
74-78	Y	6258542	1	24.60	FRAME, LWR OTR

12.810 BAG-BOLT-BRACKET-BUSHING-CAP-CARRIER-CLIP-COVER-EXTENSION-FASTENER-FRAME-GLASS-HANGER-HOUSING-INSULATOR-LOCK-MOLDING-NUT-PANEL-PIN- PLATE-REINFORCEMENT-RETAINER-ROD-SCREW-SEAL-SHIM-SLEEVE-STRAP-STRIP-SUPPORT-WASHER-WEATHERSTRIP, Roof Panel

NOTE 1: WHEN USING 3948067 IT MAY BE NECESSARY TO REMOVE OUTER UPR. FRT. FLG. OR RR. HEADLINING TRIM ASM. FOR CLEARANCE.

NOTE 2: IT IS NECESSARY TO USE TWO 396660 BRKTS. DRILL TWO 3/8" COUNTER SUNK HOLES IN EACH HEAD (COR. MLDG. USING OUTER HOLES OF CTR. MLDG. AS TMPL.)

NOTE 3: 2ND DESIGN 1978, NO COMPARABLE 1ST DESIGN.

NOTE 4: 13 ATTACHING FASTENERS.

NOTE 5: 18 ATTACHING FASTENERS.

NOTE 6: DEALER MUST PRIME PARTS AND MODIFY ATTACHING HOLES FOR REAR BUMPER COVER.

NOTE 7: WHEN USING IN PLACE OF 461093 ON '78 & EARLY '79 VEHICLES EQUIPPED WITH RPO U75 OR U83 IT IS NECESSARY TO FILL ANT DEPRESSION, LOCATE & DRILL .828/.812 DIA. ANT HOLE USING OLD PART AS GUIDE (PWR ANT).

NOTE 9: HATCH ROOF GLASS NOT SERVICED SEPARATELY.

68-82	Y	333325	2	31.75	BAG, ROOF PNL STOR
81-82	Y W/RF & LUG CARR	14028406	1	31.75	BAG, RF PNL CARR STOR (SILVER MET)
81-82	Y W/RF & LUG CARR	14028408	1	31.75	BAG, RF PNL CARR STOR (MED DOESKIN)
81	Y W/RF & LUG CARR	14028409	1	31.75	BAG, RF PNL CARR STOR (MED RED)
81	Y W/RF & LUG CARR	14028410	1	31.75	BAG, RF PNL CARR STOR (MED CINNABAR)
81	Y W/RF & LUG CARR	14033766	1	31.75	BAG, RF PNL CARR STOR (CHARCOAL)
81	Y W/RF & LUG CARR	14033767	1	31.75	BAG, RF PNL CARR STOR (DK RED)
82	Y07	14045990	1	31.75	BAG, ROOF CARR STOR(SILVER BEIGE)
82	Y87	14042135	1	31.75	BAG, ROOF CARR STOR(DK BLUE)
82	Y87	14042136	1	31.75	BAG, ROOF CARR STOR(SILVER GREEN)
82	Y87 W/RF & LUG CARR	14033766	1	31.75	BAG, RF PNL CARR STOR (CHARCOAL)
82	Y87 W/RF & LUG CARR	14033767	1	31.75	BAG, RF PNL CARR STOR (DK RED)
76-82	Y	359611	4	3.05	BOLT, PNL FRT AND RR LK
68-77	Y37	3935599	2	.78	BRACKET, RR RF PNL HDLNG TR
68-76	Y37	3942737	LH	.96	BRACKET, RR RF PNL HDLNG TR
68-77	Y37	3942738	RH	.78	BRACKET, RR RF PNL HDLNG TR
78-82	Y	476233	LH	.98	BRACKET, RR RF BOW REINF (NOTE 3)
78-82	Y	476234	RH	.98	BRACKET, RR RF BOW REINF (NOTE 3)
78-82	Y	466621	1	.53	BUSHING, LK
78-82	Y W/HATCH RF. (CC1)	473294	AR	.40	BUSHING, FRT RF GLS PNL STUD INSUL
68-75	Y67 W/AUX. TOP	3966791	LH	11.60	CAP, RF PNL
68-75	Y67 W/AUX. TOP	3966792	RH	11.60	CAP, RF PNL
80-81	Y	14018894	1	31.75	CARRIER, ROOF PNL STOR (BLACK)
80	Y	14018895	1	31.75	CARRIER, ROOF PNL STOR (MED RED)

BODY MOLDINGS-SHEET METAL

**12.810 BAG-BOLT-BRACKET-BUSHING-CAP-CARRIER-CLIP-COVER-
EXTENSION-FASTENER-FRAME-GLASS-HANGER-HOUSING-
INSULATOR-LOCK-MOLDING-NUT-PANEL-PIN- PLATE-
REINFORCEMENT-RETAINER-ROD-SCREW-SEAL-SHIM-SLEEVE-
STRAP-STRIP-SUPPORT-WASHER-WEATHERSTRIP, Roof Panel
(Con't)**

80	Y	14018896	1	31.75	CARRIER, ROOF PNL STOR (OYSTER WHITE)
80-81	Y	14018897	1	31.75	CARRIER, ROOF PNL STOR (MIDNIGHT BLUE)
80	Y	14018898	1	31.75	CARRIER, ROOF PNL STOR (DOESKIN)
80	Y	14018900	1	31.75	CARRIER, ROOF PNL STOR (DK CLARET)
80-82	Y W/RF & LUG CARR	14011864	1	69.00	CARRIER, INBOARD RF PNL
80-82	Y W/RF & LUG CARR	14011865	2	32.00	CARRIER, OUTBOARD RF PNL
81	Y W/RF & LUG CARR	14028406	1	31.75	CARRIER, RF PNL STOR (SILVER MET)
81	Y W/RF & LUG CARR	14028408	1	31.75	CARRIER, RF PNL STOR (MED DOESKIN)
81	Y W/RF & LUG CARR	14028409	1	31.75	CARRIER, RF PNL STOR (MED RED)
81	Y W/RF & LUG CARR	14028410	1	31.75	CARRIER, RF PNL STOR (MED CINNABAR)
68-77	Y37	3932979	AR	.40	CLIP, FRT. RF CTR LWR SUPT HOLDING
77	Y (2ND DESIGN)	371421	LH	2.35	COVER, RF PNL FRT LK
77	Y (2ND DESIGN)	371422	RH	2.35	COVER, RF PNL FRT LK
78-82	Y (EXC HATCH RF) (CC1)	470643	LH	1.15	COVER, RF PNL FRT LK
78-82	Y (EXC HATCH RF) (CC1)	470644	RH	1.15	COVER, RF PNL FRT LK
78-82	Y W/HATCH RF. (CC1)	473202	1	.82	COVER, RF PNL CTR LK
78-82	Y W/HATCH RF. (CC1)	473203	LH	2.35	COVER, RF PNL FRT LK
78-82	Y W/HATCH RF. (CC1)	473204	RH	2.35	COVER, RF PNL FRT LK
78-82	Y W/HATCH RF. (CC1)	473295	2	.82	COVER, FRT RF PNL STUD
78-82	Y	466622	1	1.55	EXTENSION, LK ROD
74-77	Y37	4876498	2	.30	FASTENER, W/STR RF PNL FRT(10.695)
78	Y	8731909	8	.31	FASTENER, W/STR RF PNL (10.695)
78-80	Y W/HATCH RF. (CC1)	14008951	LH	499.00	FRAME, W/GLASS, FRT RF PNL (NOTE 9)
78-80	Y W/HATCH RF. (CC1)	14008952	RH	499.00	FRAME, W/GLASS, FRT RF PNL (NOTE 9)
81	Y W/HATCH RF (CC1) (1ST DES)	14008951	LH	499.00	FRAME, W/GLASS FRT RF PNL (LAMINATED GLASS)
81	Y W/HATCH RF (CC1) (1ST DES)	14008952	RH	499.00	FRAME, W/GLASS FRT RF PNL (LAMINATED GLASS)
81	Y W/HATCH RF (CC1) (2ND DES)	14039073	LH	440.00	GLASS, FRT RF (TEMPERED GLASS)
81	Y W/HATCH RF (CC1) (2ND DES)	14039074	RH	440.00	GLASS, FRT RF (TEMPERED GLASS)
82	Y07	14045083	LH	440.00	GLASS, FRT RF
82	Y07	14045084	RH	440.00	GLASS, FRT RF
82	Y87 W/HATCH RF (CC1)	14039073	LH	440.00	GLASS, FRT RF
82	Y87 W/HATCH RF (CC1)	14039074	RH	440.00	GLASS, FRT RF
80-81	Y	14018902	1	3.75	HANGER, ROOF PNL STOR (BLACK)
80	Y	14018903	1	3.75	HANGER, ROOF PNL STOR (MED RED)
80	Y	14018904	1	3.75	HANGER, ROOF PNL STOR (OYSTER WHITE)
80-81	Y	14018905	1	3.75	HANGER, ROOF PNL STOR (MIDNIGHT BLUE)
80	Y	14018906	1	3.75	HANGER, ROOF PNL STOR (DOESKIN)
80	Y	14018908	1	3.75	HANGER, ROOF PNL STOR (DK CLARET)
81	Y W/RF & LUG CARR.	14028411	2	3.75	HANGER, RF PNL STOR BAG (SILVER MET)
81-82	Y W/RF & LUG CARR	14028413	2	3.75	HANGER, RF PNL CARR STOR BAG (MED DOESKIN)
81	Y W/RF & LUG CARR.	14028414	2	3.75	HANGER, RF PNL STOR BAG (MED RED)
81	Y W/RF & LUG CARR.	14028415	2	3.75	HANGER, RF PNL STOR BAG (MED CINNABAR)
81	Y W/RF & LUG CARR	14033761	2	3.75	HANGER, RF PNL CARR STOR BAG (CHARCOAL)
81	Y W/RF & LUG CARR	14033762	2	3.75	HANGER, RF PNL CARR STOR BAG (DK RED)
82	Y07	14045991	2	31.75	HANGER, ROOF CARR STOR BAG(SILVER BIEGE)
82	Y87	14042138	2	3.75	HANGER, ROOF CARR STOR BAG(DK BLUE)
82	Y87	14042139	2	3.75	HANGER, ROOF CARR STOR BAG(SILVER GREEN)
82	Y87 W/RF & LUG CARR	14028411	2	3.75	HANGER, RF PNL CARR STOR BAG (SILVER MET)
82	Y87 W/RF & LUG CARR	14033761	2	3.75	HANGER, RF PNL CARR STOR BAG (CHARCOAL)

BODY MOLDINGS-SHEET METAL

**12.810 BAG-BOLT-BRACKET-BUSHING-CAP-CARRIER-CLIP-COVER-
EXTENSION-FASTENER-FRAME-GLASS-HANGER-HOUSING-
INSULATOR-LOCK-MOLDING-NUT-PANEL-PIN- PLATE-
REINFORCEMENT-RETAINER-ROD-SCREW-SEAL-SHIM-SLEEVE-
STRAP-STRIP-SUPPORT-WASHER-WEATHERSTRIP, Roof Panel
(Con't)**

82	Y87 W/RF & LUG CARR	14033762	2	3.75	HANGER, RF PNL CARR STOR BAG (DK RED)
68-82	Y	3932971	LH	6.60	HOUSING, FRT RF CTR LK FRT
68-82	Y	3932972	RH	6.60	HOUSING, FRT RF CTR LK FRT
68-82	Y	3932973	LH	6.60	HOUSING, FRT RF CTR LK RR
68-82	Y	3932974	RH	6.60	HOUSING, FRT RF CTR LK RR
79-82	Y (EXC HATCH RF) (CC1)	14016049	2	3.90	INSULATOR, FRT RF PNL
68-76	Y37	3932968	4	4.60	LOCK, FRT RF CTR
68-76	Y37	3962605	2	24.80	LOCK, RF PNL (RR R.H., FRT L.H.)
68-76	Y37	3962606	2	24.80	LOCK, RF PNL (RR L.H., FRT R.H.)
76-82	Y	359630	4	2.75	LOCK, FRT RF CTR
77	Y	359609	LH	24.80	LOCK, RF PNL FRT (GUIDE PIN IN LOCK)
77	Y	359610	RH	24.80	LOCK, RF PNL FRT (GUIDE PIN IN LOCK)
77	Y	359623	LH	24.80	LOCK, RF PNL RR
77	Y	359624	RH	24.80	LOCK, RF PNL RR
77	Y	466641	LH	24.80	LOCK, RF PNL FRT (W/O HEADER PNL GUIDE PIN)
77	Y	466642	RH	24.80	LOCK, RF PNL FRT (W/O HEADER PNL GUIDE PIN)
78-82	Y	466611	LH	24.75	LOCK, RF PNL FRT
78-82	Y	466612	RH	24.75	LOCK, RF PNL FRT
68-77	Y37	3935508	2	5.10	MOLDING, RR RF LWR
75-82	Y	345446	1	111.00	MOLDING, CTR SUPT REVEAL
70-75	Y37	3935686	4	.59	NUT, STOR STRAP HNGR
68-73	Y37	327669	1	448.00	PANEL, RR
68-77	Y37	345466	RH	7.40	PANEL, RR INR CTR
68	Y37	3935661	LH	15.00	PANEL, RR RF INR RR
74-75	Y37 W/A.C.	336168	1	468.00	PANEL, RR
75-77	Y37	345467	LH	23.15	PANEL, RR RF INR RR
75-77	Y37	345468	RH	23.15	PANEL, RR RF INR RR
76-77	Y	375838	1	459.00	PANEL, RR RF
77	Y	347939	LH	71.25	PANEL, FRT RF
77	Y	347940	RH	71.25	PANEL, FRT RF
78-81	Y	14030135	1	328.00	PANEL, RR RF (NOTE 6,,,7)
78-82	Y (EXC. HATCH RF.)	14016008	RH	237.00	PANEL, FRT RF
78-82	Y (EXC. HATCH RF.)	14030163	LH	226.00	PANEL, FRT RF
82	Y07	14038238	1	324.00	PANEL, RR ROOF
82	Y87	14030135	1	328.00	PANEL, RR ROOF
68-77	Y	3934929	2	3.95	PIN, FRT RF WEDGE
68-77	Y	3947909	LH	3.45	PLATE, FRT RF LK
68-77	Y	3947910	RH	3.45	PLATE, FRT RF LK
68-76	Y37	3926263	1	1.70	PLATE, FRT RF LOCATING WEDGE
68-77	Y37	3947909	LH	3.45	TAPPET
68-76	Y37	3947910	RH	3.45	PLATE, FRT RF LOCATING WEDGE CVR
68-76	Y37	3948067	LH	8.90	PLATE, FRT RF LOCATING WEDGE CVR
68-76	Y37	3948068	RH	8.90	PLATE, RR RF INR PNL STRIKER (NOTE 1)
78	Y	473237	LH	4.10	PLATE, RR RF INR PNL STRIKER
78	Y	473238	RH	4.10	PLATE, W/SW, FRT RF LK (CHROME)
78-82	Y	476232	1	1.25	PLATE, W/SW, FRT RF LK (CHROME)
79-82	Y	14016171	LH	4.80	PLATE, RR RF TAP
79-82	Y	14016172	RH	4.80	PLATE, W/SW, FRT RF LK (BLACK)
68-75	Y37	3935566	1	10.55	PLATE, W/SW, FRT RF LK (BLACK)
74-76	Y37	336187	1	46.75	REINFORCEMENT, RR RF PNL FRT
75-77	Y37	345448	1	46.00	REINFORCEMENT, RF PNL, RR
77	Y	336187	1	46.75	REINFORCEMENT, RR RF PNL FRT
78-82	Y	471290	1	32.50	REINFORCEMENT, BODY RR UPR PNL
78-82	Y	14016047	2	1.55	REINFORCEMENT, RR RF PNL FRT
82	Y07	14038204	1	108.00	REINFORCEMENT, RR RF TO QTR PNL
68-76	Y37	3926265	LH	.85	REINFORCEMENT, RR ROOF
68-76	Y37	3926266	RH	.85	RETAINER, FRT RF LK WEDGE TOP PLT
70-76	Y37	3966777	LH	9.55	RETAINER, FRT RF LK WEDGE TOP PLT
70-76	Y37	3966778	RH	9.55	RETAINER, FRT RF PNL W/STR
78	Y	466619	LH	.48	RETAINER, FRT RF PNL W/STR
78	Y	466620	RH	.48	RETAINER, RR RF PLT TAP
78-82	Y (EXC. HATCH RF.) (CC1)	466623	LH	5.80	RETAINER, RR RF PLT TAP
78-82	Y (EXC. HATCH RF.) (CC1)	466624	RH	5.80	ROD, LK
76	Y	1708768	8	.47	ROD, LK
78-80	Y W/HATCH RF. (CC1)	472739	AR	4.10	SCREW, FRT RF CTR LK HSG(10.474)
					SEAL, RF PNL AND DUST SHIELD

BODY MOLDINGS-SHEET METAL

12.810 BAG-BOLT-BRACKET-BUSHING-CAP-CARRIER-CLIP-COVER-EXTENSION-FASTENER-FRAME-GLASS-HANGER-HOUSING-INSULATOR-LOCK-MOLDING-NUT-PANEL-PIN- PLATE-REINFORCEMENT-RETAINER-ROD-SCREW-SEAL-SHIM-SLEEVE-STRAP-STRIP-SUPPORT-WASHER-WEATHERSTRIP, Roof Panel (Con't)

81	Y W/HATCH RF. (CC1) (1ST DES)	472739	AR	4.10	SEAL, RF PNL AND DUST SHIELD (.47" HGHT)
81	Y W/HATCH RF (CC1) (2ND DES)	14042283	AR	4.10	SEAL, FR PNL INSL & DUST SHIELD (.31 INCHES HGHT)
82	Y W/HATCH RF (CC2)	14042283	AR	4.10	SEAL, FR PNL INSL & DUST SHIELD
68-77	Y	3932969	AR	.35	SHIM, FRT RF CTR LK
78-79	Y (EXC. HATCH RF.) (CC1)	3932969	AR	.35	SHIM, FRT RF CTR LK
78-82	Y W/HATCH RF. (CC1)	473229	AR	.35	SHIM, FRT RF CTR LK
70-75	Y37	3781287	AR	1.15	SLEEVE, STOR STRAP HNGR
80-82	Y W/RF & LUG CARR	14011866	2	66.25	STRAP, RF PNL RET
81	Y	14028401	1	19.65	STRAP, RF PNL STOR (SILVER MET)
81-82	Y	14028403	1	19.65	STRAP, RF PNL STOR (MED DOESKIN)
81	Y	14028404	1	19.65	STRAP, RF PNL STOR (MED RED)
81	Y	14028405	1	19.65	STRAP, RF PNL STOR (MED CINNABAR)
81	Y	14033723	1	19.65	STRAP, RF PNL STOR (SLATE)
81	Y	14033724	1	19.65	STRAP, RF PNL STOR (CHARCOAL)
81	Y	14033725	1	19.65	STRAP, RF PNL STOR (DK RED)
82	Y07	14042131	1	19.45	STRAP, RF PNL STOR(BEIGE)
82	Y87	14033723	1	19.65	STRAP, RF PNL STOR (SLATE)
82	Y87	14033724	1	19.65	STRAP, RF PNL STOR (CHARCOAL)
82	Y87	14033725	1	19.65	STRAP, RF PNL STOR (DK RED)
82	Y87	14042132	1	19.45	STRAP, RF STOR(DK BLUE)
82	Y87	14042133	1	19.45	STRAP, ROOF STOR(SILVER GREEN)
68-80	Y	3935539	1	7.35	STRIP, FRT RF CTR UPR SUPT BOND
68-82	Y	14018876	1	20.50	SUPPORT, FRT RF CTR LWR
68-74	Y37	3932950	1	30.25	SUPPORT, FRT RF CTR UPR
75-82	Y	345447	1	31.25	SUPPORT, FRT RF CTR UPR
70-75	Y	3922439	AR	.46	WASHER, RF PNL SI W/STR (12.840)
70-75	Y37	3966796	6	.38	WASHER, RR RF MLDG
78-82	Y W/HATCH RF. (CC1)	473293	AR	.27	WASHER, GLS PNL STUD INSUL
78-81	Y W/HATCH RF. (CC1)	3718496	AR	.25	WASHER, FRT RF FRM (0.662)
68-69	Y37	3965151	LH	68.50	WEATHERSTRIP, FRT RF PNL
68-69	Y37	3965152	RH	68.50	WEATHERSTRIP, FRT RF PNL
70-74	Y	362953	LH	58.25	WEATHERSTRIP, FRT RF PNL
70-74	Y	362954	RH	58.25	WEATHERSTRIP, FRT RF PNL
75-76	Y	362953	LH	58.25	WEATHERSTRIP, FRT RF PNL
75-76	Y	362954	RH	58.25	WEATHERSTRIP, FRT RF PNL
77	Y (1ST DESIGN)	362953	LH	58.25	WEATHERSTRIP, FRT RF PNL (NOTE 4)
77	Y (1ST DESIGN)	362954	RH	58.25	WEATHERSTRIP, FRT RF PNL (NOTE 4)
77	Y (2ND DESIGN)	362985	LH	58.25	WEATHERSTRIP, FRT RF PNL (NOTE 5)
77	Y (2ND DESIGN)	362986	RH	58.25	WEATHERSTRIP, FRT RF PNL (NOTE 5)
78-82	Y	362985	LH	58.25	WEATHERSTRIP, FRT RF PNL
78-82	Y	362986	RH	58.25	WEATHERSTRIP, FRT RF PNL

12.811 FAN-GRILLE, Roof Ventilation

64-65	Y37	3905776	1	N.L.	FAN, BLO (8.857)
64-65	Y37	3850825	LH	11.25	GRILLE, LWR

12.812 NUT-STRIPE, Roof Panel

76-80	Y	3927360	10	.33	NUT, CTR SUPT RVL MLDG (2.575)
82	Y07	14045973	1	8.90	STRIPE, ROOF PNL(DK BEIGE)
82	Y07	14045974	1	10.25	STRIPE, RR WINDOW OPG UPR(DK BEIGE)
82	Y07	14045975	LH	11.60	STRIPE, RR WINDOW OPG OTR(DK BEIGE)
82	Y07	14045976	RH	11.60	STRIPE, RR WINDOW OPG OTR(DK BEIGE)

12.815 BRACKET-CAP-INSERT-NUT-RETAINER-SCREW -SLEEVE-STRAP-WASHER, Luggage Carrier

76-77	Y	375981	1	40.50	BRACKET, RR RF PNL CARR LATCH
76-77	Y	379973	1	40.50	BRACKET, FRT RF PNL CARR LATCH
67-73	Y	3931559	AR	.58	CAP, TUBE CLOSURE
80-82	Y	14011861	1	3.00	INSERT, RF CARR
72-82	Y	528846	8	.56	NUT, CTSY LP SUPT
74-82	Y	342271	6	.53	NUT, DECK LID LUG CARR SEALING
78-82	Y	528846	4	.56	NUT, RR ROOF BOW REINF
74-77	Y	3975867	6	1.65	RETAINER, CARR

BODY MOLDINGS-SHEET METAL

12.815 BRACKET-CAP-INSERT-NUT-RETAINER-SCREW -SLEEVE-STRAP-WASHER, Luggage Carrier (Con't)

66-70	Y	9419728	4	.34	SCREW (1/4"-20 X 3/4")
76-77	Y	458305	8	1.40	SLEEVE, LUG CARR
76-77	Y	458303	1	41.25	STRAP, RACK RET
80	Y	14015208	1	22.80	STRAP, RF PNL STOR (DK CLARET)
74-75	Y	342273	6	.35	WASHER, DECK LID

12.840 BRACE-EXTENSION-GUSSET-PILLAR-PLATE-REINFORCEMENT-SCREW-STRIP-SUPPORT, Front Body Hinge Pillar

NOTE 1: WHEN USING IN PLACE OR 3908189-3919637-38-39, 3926484 CUT AND ADD HOLES AS REQUIRED.

68-75	Y67 W/A.C.	3947940	1	15.15	BRACE, U/B TO BODY HINGE PLR GUSSET
63-82	Y	3824485	2	.36	EXTENSION, PILLAR SUPT RR (NOTE 1)
68-72	Y37	3942729	LH	2.00	GUSSET, PLR TO W/S FRM LWR
68-72	Y37	468168	RH		GUSSET, PLR TO W/S FRM LWR
73-82	Y	3942729	LH	2.00	GUSSET, PLR TO W/S FRM LWR
73-76	Y	468168	RH		GUSSET, PLR TO W/S FRM LWR
77-82	Y	468168	RH	2.30	GUSSET, PLR TO W/S FRM LWR
68-82	Y	3942747	LH	10.80	PILLAR
68-82	Y	3942748	RH	10.80	PILLAR
68-82	Y	6258638	RH	58.00	PILLAR, INR
68-82	Y	14033459	LH	56.00	PILLAR, INR
68-76	Y	6258237	2	.53	PLATE, W/WIRE, DR AJAR WARN LP SW MT
68-75	Y67 W/A.C.	3947941	1	2.50	PLATE, U/B TO BODY HINGE PLR GUSSET BRACE
70	Y	3974011	AR	.55	REINFORCEMENT, INSTR PNL BODY HINGE (10.230)
65-66	Y	3834926	1	.33	SCREW, HINGE PLR TO W/S FRM RED (2.729)
73-82	Y	327689	LH	5.40	STRIP, W/S LWR OTR FRM TO FRT FDR UPR BOND
73-82	Y	327690	RH	5.40	STRIP, W/S LWR OTR FRM TO FRT FDR UPR BOND
68-82	Y	3914541	LH	6.60	SUPPORT, PLR FRT
68-82	Y	3914542	RH	6.60	SUPPORT, PLR FRT
73	Y	14030124	RH	21.30	SUPPORT, BODY LK PLR BRACE

12.934 EXTENSION-PANEL-SILL, Door Opening Rocker

68-75	Y	3918675	LH	7.65	EXTENSION, SILL
68-75	Y	3918676	RH	7.65	EXTENSION, SILL
68-82	Y	3919723	LH	3.95	PANEL, DR SILL FIL
68-82	Y	3919724	RH	3.95	PANEL, DR SILL FIL
68-71	Y	3966701	LH	111.00	SILL
68-71	Y	3966702	RH	111.00	SILL
72-74	Y	3996857	LH	58.75	SILL
72-74	Y	3996858	RH	58.75	SILL
76-82	Y	362963	LH	56.75	SILL
76-82	Y	14015296	RH	56.75	SILL

12.940 PANEL, Rear Quarter Side Outer

63-67	Y	3797019	LH	116.00	PANEL
63-67	Y	3797020	RH	116.00	PANEL
68-69	Y	3936379	LH	101.00	PANEL
68-69	Y	3936380	RH	101.00	PANEL
70-73	Y	334749	LH	118.00	PANEL
70-73	Y	334750	RH	118.00	PANEL
74-82	Y	14030161	LH	75.00	PANEL
74-82	Y	14030162	RH	75.00	PANEL

12.941 BAFFLE-PLENUM-SCREEN, Rear Quarter Side Inner

71-75	Y67	3994808	1	11.85	BAFFLE, RR VENT PLENUM
68-76	Y37	339160	1	30.25	PLENUM, BODY RR VENT CTR
68-75	Y37 (EXC. A.C.)	3956053	LH	13.65	PLENUM, BODY RR VENT
68-75	Y37 (EXC. A.C.)	3956054	RH	13.65	PLENUM, BODY RR VENT
71-75	Y67 (EXC. A.C.)	3994807	1	28.00	PLENUM, RR BODY VENT
73-82	Y	375977	LH	6.60	SCREEN, PLENUM SI PNL
73-82	Y	375978	RH	6.60	SCREEN, PLENUM SI PNL

12.942 PANEL-PILLAR-PLATE-STRIP-SUPPORT, Rear Body Lock Pillar

NOTE 1: ON SPT. CPE. IT WILL BE NECESSARY TO REWORK TOP SECTION AS REQUIRED.

NOTE 2: WHEN USING 461101 AND 461102 IN PLACE OF 379991 AND 379992, REWORK LOWER INSIDE CORNER AND ADD (3) SLOTS TO FRONT INNER FLANGE.

BODY MOLDINGS-SHEET METAL

12.942 PANEL-PILLAR-PLATE-STRIP-SUPPORT, Rear Body Lock Pillar (Con't)

NOTE 3: 475401 AND 475402 ARE NOT INTERCHANGEABLE WITH 6260957 AND 6260958 DUE TO NEW SEAT BELT AND SHOULDER HARNESS ATTACHMENT REQUIREMENTS.
NOTE 4: 2ND DESIGN DOES NOT HAVE WINDLACE FLANGE-1ST DESIGN DOES.
NOTE 5: WHEN USING 371431 AND 371432 IN PLACE OF 362965 AND 362966, THEY MUST BE USED IN PAIRS.

68-82 Y	14015300 RH		PANEL, TO U/B FIL
68-82 Y	14015299 LH	16.70	PANEL, TO U/B FIL
68-75 Y37	461101 LH	40.00	PILLAR, (NOTE 2)
68-75 Y37	461102 RH	40.00	PILLAR, (NOTE 2)
68-77 Y37	6260957 LH	58.25	PILLAR, SI DR LK
68-77 Y37	6260958 RH	58.25	PILLAR, SI DR LK
68-75 Y67	3974360 RH	52.75	PILLAR, SI DR LK
68-75 Y67	3996835 LH	41.25	PILLAR
68-75 Y67	3996836 RH	41.25	PILLAR
76-79 Y (1ST DESIGN-1979)	461101 LH	40.00	PILLAR, (NOTE 2,,,4)
76-79 Y (1ST DESIGN-1979)	461102 RH	40.00	PILLAR, (NOTE 2,,,4)
78-79 Y	475401 LH	58.00	PILLAR, SI DR LK (NOTE 3)
78-79 Y	475402 RH	58.00	PILLAR, SI DR LK (NOTE 3)
79-82 Y(2ND DESIGN-1979)	14007085 LH	23.60	PILLAR, BODY LK (NOTE 4)
79-82 Y(2ND DESIGN-1979)	14007086 RH	23.60	PILLAR, BODY LK (NOTE 4)
80-82 Y	14016323 LH	40.00	PILLAR, SI DR LK
80-82 Y	14016324 RH	40.00	PILLAR, SI DR LK
69-75 Y67	3966692 2	.70	PLATE, BODY LK INR REINF
69-72 Y	3974085 LH	4.45	STRIP, WATER DVTR
69-72 Y	3974086 RH	4.45	STRIP, WATER DVTR
68-82 Y	334795 LH	1.20	SUPPORT, BODY LK PLR REINF
68-82 Y	334796 RH	1.20	SUPPORT, BODY LK PLR REINF
68-79 Y	371431 LH	21.30	SUPPORT, BODY LK PLR BR (NOTE 5)
72-82 Y	14011877 LH	21.30	SUPPORT, BODY LK PLR BR
72-82 Y	14011878 RH	21.30	SUPPORT, BODY LK PLR BR
81-82 Y	14030123 LH	21.30	SUPPORT, BODY LK PLR BR
81-82 Y	14030124 RH	21.30	SUPPORT, BODY LK PLR BR

12.944 SHIELD , Wheelhouse

NOTE: IT MAY BE NECESSARY TO ADD TWO 25/64" HOLES FOR ATTACHING REMOTE CONTROL ANTENNA WHEN REPLACING PRODUCTION PARTS.
NOTE 1: WHEN USING IN PLACE OF 461103 OR 461104, DEALERS TO GRIND OFF POWER ANTENNA ATTACHING BRKT BOSSES (LH SIDE ONLY) ON CARS EQUIPPED WITH POWER ANTENNA TO ELIMINATE INTERFERENCE.

68-69 Y	3928821 LH	9.40	SHIELD (LAMINATED PLASTIC)
68-69 Y	3928822 RH	11.20	SHIELD
70-73 Y	3976445 LH	19.15	SHIELD
70-73 Y	3976446 RH	13.50	SHIELD
74-79 Y	14016020 461104 RH	13.30	SHIELD
74-82 Y	14016019 LH	13.30	SHIELD, (NOTE 1)
80-82 Y	14016020 RH	13.30	SHIELD, (NOTE 1)

12.945 BALL-BEZEL-BUMPER-BUSHING-DOOR-EMBLEM-HINGE-HOUSING-LABEL-NUT-PIN-SCREW-SPRING, Fuel Tank Filler

NOTE 1: WHEN USING 14042300 ON MODEL YEARS PRIOR TO 1982 IT WILL BE NECESSARY TO RELOCATE EMBLEM ATTCH HOLE, OR ELSE PROCURE 82 EMBLEM.

68-70 Y	3915632 2	.48	BALL, FUEL TANK FIL DR BEZEL
64-67 Y67	3839710 1	5.95	BEZEL, OPG (CONCEALED HINGE TYPE)
71-77 Y	3977829 1	19.30	BEZEL, FUEL TANK FIL DR
78-82 Y	14030180 1		BEZEL, FUEL TANK FIL DR
69-82 Y	3954561 1	.40	BUMPER, DR
71-82 Y	3977834 2	.36	BUSHING, FIL DR HINGE PIN
63-67 Y	3874528 1	52.25	DOOR
68-70 Y	3954544 1	16.10	DOOR
71-77 Y	339116 1	16.10	DOOR
78-79 Y	466653 1	16.05	DOOR
80-81 Y	14016043 1	16.10	DOOR, FUEL TANK FILLER
82 Y	14042300 1	16.10	DOOR, FUEL TANK FILLER (NOTE 1)
68-73 Y	3957809 1	10.15	EMBLEM, DR
75-76 Y	358737 1	24.95	EMBLEM, DR
77 Y	379935 1	9.35	EMBLEM, DR
78 Y	472718 1	10.10	EMBLEM, DR
79 Y	471295 1	8.55	EMBLEM, DR
80 Y	14016099 1	9.90	EMBLEM, DR
81 Y	14030130 1	9.90	EMBLEM, DR
82 Y07	14042291 1	9.90	EMBLEM, FUEL TK FIL DR
82 Y87	14042293 1	9.45	EMBLEM, FUEL TK FIL DR
71-77 Y	3977832 1	1.30	HINGE, DR
78-82 Y	466655 1	1.30	HINGE, DR

BODY MOLDINGS-SHEET METAL

12.945 BALL-BEZEL-BUMPER-BUSHING-DOOR-EMBLEM-HINGE-HOUSING-LABEL-NUT-PIN-SCREW-SPRING, Fuel Tank Filler (Con't)

63-67	Y37	3829703	1	62.25	HOUSING
75-81	Y	355449	1	.87	LABEL (UNLEADED FUEL ONLY)(STRAIGHT)(03.028)
69-73	Y	9417611	2	.25	NUT, FIL DR EMBLEM
76-78	Y	347893	1	.31	NUT, FUEL TANK FIL DR HINGE
71-82	Y	3977835	1	.34	PIN, DR
61	Y	3769871	1	.33	SCREW, DR TO HSG-(2.688)
61	Y	3782562	1	.74	SPRING, DR HINGE (1 5/16" LONG-20 COILS) (8.085)
63-67	Y	2336771	1	.71	SPRING, DR CATCH (4.864)
65-75	Y67	3795387	1	1.15	SPRING, DR HINGE AND HOOD LK REL
68-70	Y	3915633	2	.50	SPRING, DR BEZEL
71-82	Y	3977836	1	.88	SPRING, FIL DR HINGE

12.952 BOW-NUT-SCREW, Roof

68-82	Y	14016319	1	18.40	BOW,
78-79	Y	528846	4	.56	NUT, RR RF BOW REINF (12.815)
77-79	Y	3954658	4	.30	SCREW, RR RF BOW REINF (1.269)

12.964 PANEL, Back Window Inner

68-76	Y37 (EXC. FLARED ENDS)	339159	1	87.75	PANEL, B/W TR (PAINT TO MATCH)
76-77	Y W/FLARED ENDS	375841	1	16.20	PANEL, RR RF (PAINT TO MATCH)

12.966 PANEL, Rear End

68-73	Y67	3977863	1	294.00	PANEL, UPR
74-75	Y67	336167	1	230.00	PANEL, UPR

12.980 BRACKET-INSULATOR-PLATE-PLUG-RETAINER-SHIELD-TRAY, Floor Pan

NOTE 1: WHEN USING 3963112 IN PLACE OF 3947978 CUT AS REQUIRED FOR EXHAUST PIPE CLEARANCE.

NOTE 2: 36" X 36" PIECE OF INSULATION MATERIAL, CUT AS REQUIRED.

68-72	Y	3976514	AR	1.00	BRACKET, U/B SPLASH SHIELD (1.287)
69-78	Y	3840474	2	2.60	BRACKET, U/B SPLASH SHIELD (8.857)
63-76	Y	3912670	1	16.95	INSULATOR, U/B TUN HT
68-79	Y	3912669	1	.66	INSULATOR, U/B TUN
69-70	Y W/A.C.	3912670	1	16.95	INSULATOR, U/B TUN HT
74-80	Y	462233	AR	26.75	INSULATOR, U/B RESO CARPET DDN(16.800) (NOTE 2)
75-81	Y	367616	RH	11.45	INSULATOR, U/B FLOOR
75-80	Y	14016119	LH	11.45	INSULATOR, U/B FLOOR
76-77	Y	371417	1	3.40	INSULATOR, RR U/B
79-82	Y	462233	AR	26.75	INSULATOR, PKG SHELF(16.800)
81	Y (1ST DES)	14016119	LH	11.45	INSULATOR, U/B FLR (APPROX 1300 MM LG)
81	Y (2ND DES)	14023531	LH	16.20	INSULATOR, U/B FLR (APPROX 540 MM LG)
82	Y	14023531	LH	16.20	INSULATOR, U/B FLR
68-82	Y	3935659	1	.35	PLATE, BODY LK PLR SUPT TO U/B/TAP
63-74	Y	4805844	4	.48	PLUG, DRAIN HOLES IN U/B PNL
76-77	Y	4771203	AR	.30	PLUG, SPECIAL
63-76	Y	3834985	4	.30	RETAINER, U/B TUN HT INSUL
72	Y	3937912	1	.31	RETAINER, CYL AND CASE (10.267)
64-68	Y	3922440	RH	4.15	SHIELD, U/B SPLASH (1.287)
68	Y	3963112	RH	3.45	SHIELD, U/B SPLASH (1.287)
69-79	Y	336110	1	10.30	SHIELD, U/B TUN HT
69-71	Y	6263551	LH	3.55	SHIELD, U/B SPLASH (1.287)
69	Y (EXC. A.C.)	3963112	RH	3.45	SHIELD, U/B SPLASH (1.287) (NOTE 1)
69-72	Y W/A.C.	6263554	RH	6.70	SHIELD, U/B SPLASH (1.287)
72	Y	6263551	LH	3.55	SHIELD, U/B SPLASH (1.287)
72-75	Y (EXC. A.C.)	6263552	RH	3.50	SHIELD, U/B SPLASH (1.287)
68-70	Y37	3972537	1	33.00	TRAY, B/W STOR
71-73	Y37	3997243	1	33.00	TRAY, B/W STOR

12.981 BEZEL-BONDING STRIP-BRACE-BRACKET-BUMPER-BUSHING-CLIP-COMPARTMENT-CONSOLE-COVER-DOOR-ESCUTCHEON-FRAME-HANDLE-HINGE-HOOK-MOLDING-NUT-PANEL-PLATE-PLUG-REINFORCEMENT-RETAINER-RING-RIVET-SEAL-SHIELD-STRAP-STRIKER-STRIP-SUPPORT, Rear Compartment Floor or Tail Gate

NOTE 1: WHEN USING 3947974 IN PLACE OF 3936378 ADD TWO OPENINGS FOR BACK-UP LAMPS, USING OLD PART AND LAMP ASM. AS GUIDE.

NOTE 2: WHEN USED IN 1971 MODELS, CUT OPENINGS FOR INSTL. FIBRE OPTICS, AND PAINT AS REQD.

BODY MOLDINGS-SHEET METAL

12.981 BEZEL-BONDING STRIP-BRACE-BRACKET-BUMPER-BUSHING-CLIP-COMPARTMENT-CONSOLE-COVER-DOOR-ESCUTCHEON-FRAME-HANDLE-HINGE-HOOK-MOLDING-NUT-PANEL-PLATE-PLUG-REINFORCEMENT-RETAINER-RING-RIVET-SEAL-SHIELD-STRAP-STRIKER-STRIP-SUPPORT, Rear Compartment Floor or Tail Gate (Con't)

NOTE 3: 371439 AND 14004692 ARE NOT INTERCHANGEABLE DUE TO ROOF PANEL AND REAR END CONFIGURATION.

NOTE 4: 2ND DESIGN USE ON VEHICLES WITH VIN NUMBERS 416754 FOR 1976.

NOTE 5: 1ST DESIGN USE ON VEHICLES WITH VIN NUMBERS 411043 THRU 416753.

NOTE 6: PAINT AS REQUIRED.

NOTE 7: 1ST DESIGN 1979 USED WITH 3 DR TYPE U/B STOR COMPT, PART OF FRAME ASM 14022163.

NOTE 8: WHEN USING 14016187 PANEL ASM IN PLC OF 14004690 IT WILL BE NECESSARY TO USE 1981 SEAT ADJ ASMS 14016105(LH) & 14016106(RH) & PANEL 14016189.

NOTE 9: DRILL HOLES FOR ELECTRICAL PROVISIONS AS REQUIRED.

NOTE 10: NO COMPARABLE 2ND DESIGN.

NOTE 11: NO COMPARABLE 1ST DESIGN.

NOTE 12: USED W/2 DR U/B STOR COMPT. USED W/FRAAME 14022163 PAINT TO MATCH.

68-76	Y	6258826	1	4.25	BEZEL, U/B TUN RR
63-67	Y	3797092	1	32.00	BONDING STRIP, RIGHT RR QTR TO RF AND BODY RR LWR PNL
63-66	Y (EXC. SPT. CPE.)	3797091	1	32.25	BONDING STRIP, BODY RR UPR AND LWR PNL
63-67	Y37	3797091	1	32.25	BONDING STRIP, LEFT RR QTR TO RF AND BODY RR LWR PNL, RR QTR
65-67	Y	3841537	LH	11.45	BONDING STRIP, RR QTR TO BODY RR LWR PNL
65-67	Y	3841538	RH	11.45	BONDING STRIP, RR QTR TO BODY RR LWR PNL
68-72	Y	3996837	LH	27.25	BONDING STRIP, RR QTR TO RF AND BODY RR LWR PNL
68-72	Y	3996838	RH	27.25	BONDING STRIP, RR QTR TO RF AND BODY RR LWR PNL
68-73	Y	3922304	2	1.30	BRACE, BODY RR LWR FIL PNL
68-72	Y37	3926303	LH	.40	BRACKET, B/W STOR TRAY TO TRAY
69-72	Y37	3976399	2	1.55	BRACKET, B/W STOR TRAY TO U/B
78-81	Y	461156	1	42.25	BRACKET, LUG SHADE
78-81	Y	468169	LH	.54	BRACKET, RR COMPT CLOSEOUT PNL, OTR
78-81	Y	468171	LH	.98	BRACKET, RR COMPT CLOSEOUT PNL, INR
78-81	Y	468172	RH	.98	BRACKET, RR COMPT CLOSEOUT PNL, INR
78-81	Y	14016134	RH	.54	BRACKET, RR COMPT CLOSEOUT PNL, OTR
68-82	Y	3918670	AR	.33	BUMPER, U/B STOR COMPT CVR DOOR
68-71	Y	3919775	6	.33	BUMPER, U/B STOR COMPT TRAY
72	Y37	3922010	2	.31	BUSHING, B/W STOR TRAY BRKT-(10.130)
68-72	Y37	3926346	1	1.90	CLIP, B/W STOR TRAY RR
68-70	Y37	3926403	2	.61	CLIP, B/W STOR TRAY
68-79	Y (1ST DESIGN-1979)	371476	1	3.85	COMPARTMENT, U/B STOR CTR (NOTE 7,,,1,0)
68-79	Y (1ST DESIGN-1979)	371477	1	13.50	COMPARTMENT, U/B STOR (NOTE 7,,,1,0)
68-76	Y	333588	1	41.25	CONSOLE, U/B TUN RR
68-70	Y	3963151	1	229.00	CONSOLE, U/B TUN FRT (BLACK) (NOTE 6)
71-76	Y	333380	1	183.00	CONSOLE, U/B TUN FRT (BLACK) (NOTE 2)
77	Y	379939	LH	44.00	CONSOLE, U/B TUN SI (NOTE 6)
77	Y	379940	RH	44.00	CONSOLE, U/B TUN SI (NOTE 6)
78	Y	470677	LH	35.00	CONSOLE, U/B TUN SI (DK BROWN)
78	Y	470678	RH	35.00	CONSOLE, U/B TUN SI (DK BROWN)
78-81	Y	470689	LH	35.00	CONSOLE, U/B TUN SI (BLACK)
78-81	Y	470690	RH	35.00	CONSOLE, U/B TUN SI (BLACK)
78-81	Y	470691	LH	35.00	CONSOLE, U/B TUN SI (MED RED)
78-81	Y	470692	RH	35.00	CONSOLE, U/B TUN SI (MED RED)
78	Y	470693	LH	35.00	CONSOLE, U/B TUN SI (SAFFRON)
78	Y	470694	RH	35.00	CONSOLE, U/B TUN SI (SAFFRON)
78	Y	470695	LH	35.00	CONSOLE, U/B TUN SI (LT GRAY)
78	Y	470696	RH	35.00	CONSOLE, U/B TUN SI (LT GRAY)
78-81	Y	470697	LH	35.00	CONSOLE, U/B TUN SI (MID BLUE)
78-81	Y	470698	RH	35.00	CONSOLE, U/B TUN SI (MID BLUE)
78	Y	470700	RH	35.00	CONSOLE, U/B TUN SI (DOESKIN)

BODY MOLDINGS-SHEET METAL

12.981 BEZEL-BONDING STRIP-BRACE-BRACKET-BUMPER-BUSHING-CLIP-COMPARTMENT-CONSOLE-COVER-DOOR-ESCUTCHEON-FRAME-HANDLE-HINGE-HOOK-MOLDING-NUT-PANEL-PLATE-PLUG-REINFORCEMENT-RETAINER-RING-RIVET-SEAL-SHIELD-STRAP-STRIKER-STRIP-SUPPORT, Rear Compartment Floor or Tail Gate (Con't)

78-82	Y	14050639	LH		CONSOLE, U/B TUN SI(SILVER MET) (NOTE 6,,,1,0)
78-82	Y	14050640	RH		CONSOLE, U/B TUN SI (NOTE 6,,,1,1)
78	Y W/Z78	14004629	LH	35.00	CONSOLE, U/B TUN SI (SMOKE GRAY)
78	Y W/Z78	14004630	RH	35.00	CONSOLE, U/B TUN SI (SMOKE GRAY)
79	Y	14006907	LH	35.00	CONSOLE, U/B TUN SI (DK GREEN)
79	Y	14006908	RH	35.00	CONSOLE, U/B TUN SI (DK GREEN)
79-80	Y	14011433	LH	33.00	CONSOLE, U/B TUN SI (DK GREY)
79-80	Y	14011434	RH	33.00	CONSOLE, U/B TUN SI (DK GREY)
79-80	Y	14011435	LH	33.00	CONSOLE, U/B TUN SI (MED SADDLE)
79-80	Y	14011436	RH	33.00	CONSOLE, U/B TUN SI (MED SADDLE)
80	Y	14016005	LH	35.00	CONSOLE, U/B TUN SI (DK CLARET)
80	Y	14016006	RH	35.00	CONSOLE, U/B TUN SI (DK CLARET)
81	Y	14023522	RH	35.00	CONSOLE, U/B TUN SI (SILVER MET)
81	Y	14023525	LH	35.00	CONSOLE, U/B TUN SI (MED DOESKIN)
81	Y	14023526	RH	35.00	CONSOLE, U/B TUN SI (MED DOESKIN)
81	Y	14023528	RH	35.00	CONSOLE, U/B TUN SI (MED RED)
81	Y	14023521	LH		CONSOLE, U/B TUN SI (SLATE)
67	Y	3894541	1	27.25	COVER, U/B TUN (BLACK) (NOTE 6)
68-79	Y (1ST DESIGN-1979)	362962	1	13.00	COVER, U/B STOR COMPT (NOTE 7)
79-82	Y (2ND DESIGN-1979)	14007098	1	10.75	COVER, U/B STOR COMPT(W/2 DR TYPE U/B STOR COMPT)
68-77	Y	471238	RH	24.75	DOOR, U/B STOR COMPT (BLACK-400) (NOTE 7)
68-79	Y (1ST DESIGN-1979)	471237	LH	24.75	DOOR, U/B STOR COMPT (BLACK) (NOTE 7)
68-77	Y (2ND DESIGN) (THERMO)	336145	1	23.05	DOOR, U/B STOR CTR COMPT (BLACK- 404)
73-76	Y	347802	RH	24.80	DOOR, U/B STOR COMPT (BLACK-400)
73-76	Y	347827	1	21.10	DOOR, U/B STOR CTR COMPT (BLACK- 400)
73-75	Y (2ND DESIGN) (THERMO)	336131	LH	25.50	DOOR, U/B STOR COMPT (MED SADDLE- 416)
73-75	Y (2ND DESIGN) (THERMO)	336132	RH	25.50	DOOR, U/B STOR COMPT (MED SADDLE- 416)
73	Y (2ND DESIGN)	336135	LH	25.50	DOOR, U/B STOR COMPT (DK SADDLE- 418)
73	Y (2ND DESIGN)	336136	RH	25.50	DOOR, U/B STOR COMPT (DK SADDLE- 418)
73-75	Y (2ND DESIGN)	336137	LH	25.50	DOOR, U/B STOR COMPT (DK SADDLE- 422)
73-75	Y (2ND DESIGN)	336138	RH	25.50	DOOR, U/B STOR COMPT (DK SADDLE- 422)
73-75	Y (2ND DESIGN)	336151	1	21.40	DOOR, U/B STOR CTR COMPT (DK SADDLE-422)
73-75	Y (2ND DESIGN) (THERMO)	347879	1	16.85	DOOR, U/B STOR CTR COMPT (MED SADDLE-415)
74-77	Y	341695	LH	23.00	DOOR, U/B STOR COMPT (SILVER-407) (NOTE 4)
74-77	Y	341696	RH	23.00	DOOR, U/B STOR COMPT (SILVER-407) (NOTE 4)
74-77	Y	341888	1	19.50	DOOR, U/B STOR CTR COMPT (SILVER- 407) (NOTE 4)
75	Y	359651	1	18.20	DOOR, U/B STOR CTR COMPT (OXBLOOD-732)
76	Y	367623	LH	24.80	DOOR, U/B STOR COMPT (DK SADDLE- 642)
76	Y	367632	RH	24.80	DOOR, U/B STOR COMPT (FIRETHORN- 712)
76	Y	367650	1	21.10	DOOR, U/B STOR CTR COMPT (BLUE GREEN-322)
76	Y	367651	1	21.10	DOOR, U/B STOR CTR COMPT (DK SADDLE-64V)
76	Y	367652	1	21.10	DOOR, U/B STOR CTR COMPT (DK SADDLE-642)

BODY MOLDINGS-SHEET METAL

12.981

BEZEL-BONDING STRIP-BRACE-BRACKET-BUMPER-BUSHING-CLIP-COMPARTMENT-CONSOLE-COVER-DOOR-ESCUTCHEON-FRAME-HANDLE-HINGE-HOOK-MOLDING-NUT-PANEL-PLATE-PLUG-REINFORCEMENT-RETAINER-RING-RIVET-SEAL-SHIELD-STRAP-STRIKER-STRIP-SUPPORT, Rear Compartment Floor or Tail Gate (Con't)

76	Y	367656	1	21.10	DOOR, U/B STOR CTR COMPT (FIRETHORN-71V)
76	Y	367657	1	21.10	DOOR, U/B STOR CTR COMPT (FIRETHORN-712)
76-78	Y	471265	LH	24.75	DOOR, U/B STOR COMPT (DK BROWN)
76-78	Y	471266	RH	24.75	DOOR, U/B STOR COMPT (DK BROWN)
76-77	Y	472728	1	20.95	DOOR, U/B STOR CTR COMPT (DK BROWN-692)
77	Y	458358	1	21.10	DOOR, U/B STOR CTR COMPT (DK BLUE)
77	Y	458373	1	21.10	DOOR, U/B STOR CTR COMPT (SMOKE GRAY)
77	Y	458377	1	21.10	DOOR, U/B CTR COMPT (BUCKSKIN)
77	Y	458381	LH	26.00	DOOR, U/B STOR COMPT (DK BLUE)
77	Y	458382	RH	24.80	DOOR, U/B STOR COMPT (DK BLUE)
77	Y	460915	LH	24.80	DOOR, U/B STOR COMPT (SMOKE GRAY)
77	Y	460916	RH	24.80	DOOR, U/B STOR COMPT (SMOKE GRAY)
77	Y	460919	LH	24.80	DOOR, U/B STOR COMPT (BUCKSKIN)
77	Y	460920	RH	24.80	DOOR, U/B STOR COMPT (BUCKSKIN)
77-79	Y (1ST DESIGN-1979)	471267	LH	24.75	DOOR, U/B STOR COMPT (MED RED)
77-79	Y (1ST DESIGN-1979)	471268	RH	24.75	DOOR, U/B STOR COMPT (MED RED)
77-79	Y (1ST DESIGN-1979)	472729	1	20.95	DOOR, U/B STOR CTR COMPT (MED RED) (NOTE 7,,,1,0)
78	Y	471235	LH	24.75	DOOR, U/B STOR COMPT (OYSTER WHITE)
78	Y	471236	RH	24.75	DOOR, U/B STOR COMPT (OYSTER WHITE)
78	Y	471263	LH	24.75	DOOR, U/B STOR COMPT (DOESKIN)
78	Y	471264	RH	24.75	DOOR, U/B STOR COMPT (DOESKIN)
78	Y	471269	LH	24.75	DOOR, U/B STOR COMPT (SAFFRON)
78	Y	471270	RH	24.75	DOOR, U/B STOR COMPT (SAFFRON)
78	Y	472721	1	20.95	DOOR, U/B STOR CTR COMPT (GRAY)
78	Y	472726	1	20.95	DOOR, U/B STOR CTR COMPT (DOESKIN)
78	Y	472728	1	20.95	DOOR, U/B STOR CTR COMPT (DK BROWN)
78	Y	472730	1	20.95	DOOR, U/B STOR CTR COMPT (SAFFRON)
78-79	Y (1ST DESIGN-1979)	471238	RH	24.75	DOOR, U/B STOR COMPT (BLACK) (NOTE 7)
78-79	Y (1ST DESIGN-1979)	471239	LH	24.75	DOOR, U/B STOR COMPT (MID BLUE) (NOTE 7)
78-79	Y (1ST DESIGN-1979)	471240	RH	24.75	DOOR, U/B STOR COMPT (MID BLUE) (NOTE 7)
78-79	Y (1ST DESIGN-1979)	472723	1	20.95	DOOR, U/B STOR CTR COMPT (BLACK) (NOTE 7,,,1,0)
78-79	Y (1ST DESIGN-1979)	472724	1	20.95	DOOR, U/B STOR CTR COMPT (MID BLUE) (NOTE 7,,,1,0)
78	Y W/Z78	14004642	1	20.95	DOOR, U/B STOR CTR COMPT (SMOKE GRAY)
78	Y W/Z78	14004643	LH	22.95	DOOR, U/B STOR COMPT (SMOKE GRAY)
78	Y W/Z78	14004644	RH	24.75	DOOR, U/B STOR COMPT (SMOKE GRAY)
79	Y (1ST DESIGN)	14006903	LH	24.75	DOOR, U/B STOR COMPT (DK GREEN) (NOTE 7)
79	Y (1ST DESIGN)	14006904	RH	24.75	DOOR, U/B STOR COMPT (DK GREEN) (NOTE 7)
79	Y (1ST DESIGN)	14006915	1	20.95	DOOR, U/B STOR CTR COMPT (DK GREEN) (NOTE 7,,,1,0)
79	Y (1ST DESIGN)	14011429	LH	23.65	DOOR, U/B STOR COMPT (DK GRAY) (NOTE 7)
79	Y (1ST DESIGN)	14011430	RH	23.65	DOOR, U/B STOR COMPT (DK GRAY) (NOTE 7)
79	Y (1ST DESIGN)	14011431	LH	23.65	DOOR, U/B STOR COMPT (MED SADDLE) (NOTE 7)
79	Y (1ST DESIGN)	14011432	RH	23.65	DOOR, U/B STOR COMPT (MED SADDLE) (NOTE 7)
79	Y (1ST DESIGN)	14011447	1	19.95	DOOR, U/B STOR CTR COMPT (DK GRAY) (NOTE 7,,,1,0)
79	Y (1ST DESIGN)	14011448	1	19.95	DOOR, U/B STOR CTR COMPT (MED SADDLE) (NOTE 7,,,1,0)
79-81	Y (2ND DESIGN-1979)	14022149	LH	24.05	DOOR, U/B STOR COMPT (BLACK) (NOTE 1,2)

BODY MOLDINGS-SHEET METAL

12.981 BEZEL-BONDING STRIP-BRACE-BRACKET-BUMPER-BUSHING-CLIP-COMPARTMENT-CONSOLE-COVER-DOOR-ESCUTCHEON-FRAME-HANDLE-HINGE-HOOK-MOLDING-NUT-PANEL-PLATE-PLUG-REINFORCEMENT-RETAINER-RING-RIVET-SEAL-SHIELD-STRAP-STRIKER-STRIP-SUPPORT, Rear Compartment Floor or Tail Gate (Con't)

79-81	Y (2ND DESIGN-1979)	14022150	RH	42.00	DOOR, U/B STOR COMPT (BLACK) (NOTE 1,2)
79-80	Y (2ND DESIGN-1979)	14022151	LH	24.05	DOOR, U/B STOR COMPT (DK GRAY) (NOTE 1,2)
79-80	Y (2ND DESIGN-1979)	14022152	RH	42.00	DOOR, U/B STOR COMPT (DK GRAY) (NOTE 1,2)
79-81	Y (2ND DESIGN-1979)	14022155	LH	24.05	DOOR, U/B STOR COMPT (MID BLUE) (NOTE 1,2)
79-81	Y (2ND DESIGN-1979)	14022156	RH	42.00	DOOR, U/B STOR COMPT (MID BLUE) (NOTE 1,2)
79-80	Y (2ND DESIGN-1979)	14022157	LH	24.05	DOOR, U/B STOR COMPT (MED SADDLE) (NOTE 1,2)
79-80	Y (2ND DESIGN-1979)	14022158	RH	42.00	DOOR, U/B STOR COMPT (MED SADDLE) (NOTE 1,2)
79-80	Y (2ND DESIGN-1979)	14022159	LH	24.05	DOOR, U/B STOR COMPT (MED RED) (NOTE 1,2)
79-80	Y (2ND DESIGN-1979)	14022160	RH	42.00	DOOR, U/B STOR COMPT (MED RED) (NOTE 1,2)
79-80	Y (2ND DESIGN-1979)	14022161	LH	24.05	DOOR, U/B STOR COMPT (DK CLARET) (NOTE 1,1,,1,2)
79-80	Y (2ND DESIGN-1979)	14022162	RH	42.00	DOOR, U/B STOR COMPT (DK CLARET) (NOTE 1,1,,1,2)
81	Y	14029973	LH	24.05	DOOR, U/B STOR COMPT (MED DOESKIN-641)
81	Y	14029974	RH	42.00	DOOR, U/B STOR COMPT (MED DOESKIN-641)
81	Y	14029975	LH	24.05	DOOR, U/B STOR COMPT (MED RED-751)
81	Y	14029976	RH	42.00	DOOR, U/B STOR COMPT (MED RED-751)
81	Y	14029977	LH	24.05	DOOR, U/B STOR COMPT (MED CINNABAR-671)
81	Y	14029978	RH	42.00	DOOR, U/B STOR COMPT (MED CINNABAR-671)
81	Y	14044917	LH	24.05	DOOR, U/B STOR COMPT (SLATE)
81	Y	14044918	RH	24.05	DOOR, U/B STOR COMPT (SLATE)
81	Y	14044919	LH	24.05	DOOR, U/B STOR COMPT (CHARCOAL)
81	Y	14044920	RH	24.05	DOOR, U/B STOR COMPT (CHARCOAL)
81	Y	14044921	LH	24.05	DOOR, U/B STOR COMPT (DK RED)
81	Y	14044922	RH	24.05	DOOR, U/B STOR COMPT (DK RED)
82	Y07	14048315	LH	24.15	DOOR, U/B STOR COMPT(BEIGE MET)
82	Y07	14048316	RH	42.00	DOOR, U/B STOR COMPT(BEIGE MET)
82	Y87	14044917	LH	24.05	DOOR, U/B STOR COMPT (SLATE)
82	Y87	14044918	RH	24.05	DOOR, U/B STOR COMPT (SLATE)
82	Y87	14044919	LH	24.05	DOOR, U/B STOR COMPT (CHARCOAL)
82	Y87	14044920	RH	24.05	DOOR, U/B STOR COMPT (CHARCOAL)
82	Y87	14044921	LH	24.05	DOOR, U/B STOR COMPT (DK RED)
82	Y87	14044922	RH	24.05	DOOR, U/B STOR COMPT (DK RED)
82	Y87	14048311	LH	24.15	DOOR, U/B STOR COMPT(DK BLUE)
82	Y87	14048312	RH	42.00	DOOR, U/B STOR COMPT(DK BLUE)
82	Y87	14048313	LH	24.15	DOOR, U/B STOR COMPT(SILVER GREEN)
82	Y87	14048314	RH	42.00	DOOR, U/B STOR COMPT(SILVER GREEN)
70-77	Y	3930305	4	.50	ESCUTCHEON, U/B STOR COMPT DR LK
78-79	Y (1ST DESIGN-1979)	472734	3	.73	ESCUTCHEON, U/B STOR COMPT DR LK
79-82	Y	14022163	1	13.50	FRAME, U/B STOR COMPT (PAINT TO MATCH)(2 DR TYPE)
69-77	Y	333364	3	2.35	HANDLE, U/B STOR COMPT DR PULL (PAINT TO MATCH)
69-71	Y37	3956004	1	5.75	HANDLE, B/W STOR TRAY
73-75	Y	333377	3	2.35	HANDLE, U/B STOR COMPT DR PULL (OXBLOOD-425)
73-75	Y	333572	1	2.35	HANDLE, U/B STOR COMPT DR PULL (MED SADDLE-415, 416)
74-77	Y	341850	3	2.35	HANDLE, U/B STOR COMPT DR PULL (SILVER-406, 407,141)
76	Y	367666	3	2.35	HANDLE, U/B STOR COMPT DR PULL (BLUE GREEN-321)
76-77	Y	333364	3		HANDLE, U/B STOR COMPT DR PULL (DK SADDLE-641)
77	Y	460914	3	2.35	HANDLE, U/B STOR COMPT DR PULL (BLUE)
78-81	Y	461148	1	1.55	HANDLE, LUG SHADE

BODY MOLDINGS-SHEET METAL

12.981		BEZEL-BONDING STRIP-BRACE-BRACKET-BUMPER-BUSHING-CLIP-COMPARTMENT-CONSOLE-COVER-DOOR-ESCUTCHEON-FRAME-HANDLE-HINGE-HOOK-MOLDING-NUT-PANEL-PLATE-PLUG-REINFORCEMENT-RETAINER-RING-RIVET-SEAL-SHIELD-STRAP-STRIKER-STRIP-SUPPORT, Rear Compartment Floor or Tail Gate (Con't)			
68-79	Y (1ST DESIGN-1979)	3962614	2	2.70	HINGE, U/B STOR COMPT DR (NOTE 7,,,1,0)
68-79	Y (1ST DESIGN-1979)	3962615	1	2.60	HINGE, U/B STOR COMPT CTR DR (NOTE 7,,,1,0)
78-82	Y	461175	2	1.15	HOOK, LUG SHADE
82	Y07	14038229	1	64.75	MOLDING, RR HATCH WDO GARN
68-82	Y	472716	3	.33	NUT, U/B STOR COMPT DR LK STKR
68-73	Y	3926327	AR	.33	NUT, U/B STOR COMPT
63-67	Y37	3797228	1	31.50	PANEL, CLOSING
64-65	Y	3877059	1	122.00	PANEL, BODY RR LWR FIL
65-67	Y W/SI. MT. EXH.	3863752	1	93.50	PANEL, BODY RR LWR FIL
66-67	Y (EXC. SI. MT. EXH.)	3874799	1	67.75	PANEL, LWR FIL
68-77	Y	3918571	1	12.60	PANEL, U/B STOR COMPT FIL
68-69	Y (EXC. SI. MT. EXH.)	3947974	1	106.00	PANEL, BODY RR LWR FIL (NOTE 1)
69	Y W/SI. MT. EXH.	3948133	1	77.50	PANEL, BODY RR LWR FIL
70-73	Y	3977870	1	85.50	PANEL, BODY RR LWR FIL
71-72	Y37	327668	1	146.00	PANEL, U/B CLOSING CTR LWR
71-75	Y67	342259	1	60.00	PANEL, U/B CLOSING CTR
73-75	Y37	327668	1	146.00	PANEL, U/B CLOSING LWR
74	Y	339101	1	621.00	PANEL, U/B
74-75	Y37	336186	1	43.75	PANEL, U/B CLOSING CTR UPR
74-75	Y67	336191	LH	12.00	PANEL, U/B CLOSING
74-75	Y67	336192	RH	12.00	PANEL, U/B CLOSING
76	Y	358349	1	20.10	PANEL, U/B FRT
76-77	Y	362945	LH	30.50	PANEL, U/B SI EXT
76-77	Y	362946	RH	32.25	PANEL, U/B SI EXT
76-77	Y	371439	1	490.00	PANEL, U/B RR (NOTE 3)
76-77	Y	458349	1	170.00	PANEL, U/B FRT
78-81	Y	461182	1	99.25	PANEL, PKG SHELF
78	Y	461199	LH	34.50	PANEL, U/B SI EXT
78	Y	461200	RH	34.50	PANEL, U/B SI EXT
78-79	Y	468135	1	182.00	PANEL, U/B FRT
78-80	Y	14004692	1	482.00	PANEL, U/B RR (NOTE 3)
78-82	Y	14045983	1	482.00	PANEL, U/B RR (NOTE 9)
79-80	Y	14004699	LH	34.50	PANEL, U/B SI EXT
79-82	Y	14004700	RH	34.50	PANEL, U/B SI EXT
79-82	Y W/A.T.	14038269	1	182.00	PANEL, U/B FRT
79-81	Y W/M.T.	14016187	1	182.00	PANEL, U/B FRT (NOTE 8)
81	Y	14004699	LH	34.50	PANEL, U/B SI EXT (NO MTG STUDS)
82	Y	14016189	1	34.50	PANEL, U/B SI EXT
63-77	Y	3828546	1	.94	PLATE, ST MT U/B RR ANCHOR (11.375)
68-79	Y	472716	3	.33	PLATE, U/B STOR COMPT DR LK STRIKER
68-75	Y	3919678	1	1.20	PLATE, U/B STOR COMPT TAP
60-79	Y	4410574	AR	.43	PLUG, RUBBER (1 IN.)
68-82	Y	3948148	1	1.20	PLUG, U/B STOR COMPT DRAIN
74-75	Y	9812864	AR	1.00	PLUG, W/WA (1" DIA. HOLE)
68-75	Y	339170	1	3.85	REINFORCEMENT, U/B TUN RR CNSL FRT
68-74	Y	3908123	LH	4.15	REINFORCEMENT, ST MT U/B FRT
68-74	Y	3908124	RH	4.15	REINFORCEMENT, ST MT U/B FRT
68-76	Y	3918664	1	2.75	REINFORCEMENT, U/B TUN RR CNSL RR
68-72	Y37	3997245	1	8.50	REINFORCEMENT, B/W STOR TRAY
70-74	Y	3977759	LH	41.25	REINFORCEMENT, DR SILL
71-75	Y	336195	1	64.50	REINFORCEMENT, U/B CLOSING PNL CTR
71-74	Y	3977760	RH	44.25	REINFORCEMENT, DR SILL
75	Y	347925	LH	5.15	REINFORCEMENT, ST MT U/B FRT
75-81	Y	14011899	LH	41.25	REINFORCEMENT, DR SILL
75-82	Y	14011900	RH	40.50	REINFORCEMENT, DR SILL
76-82	Y	362967	2	7.20	REINFORCEMENT, ST MT U/B FRT
77-82	Y	375969	1	3.35	REINFORCEMENT, U/B TUN CNSL TR PLT
77-82	Y	379969	LH	.97	REINFORCEMENT, U/B TUN CNSL FRT
77-82	Y	379970	RH	1.05	REINFORCEMENT, U/B TUN CNSL FRT
77-82	Y	379971	1	3.40	REINFORCEMENT, U/B TUN CNSL RR
78-81	Y	461150	1	3.30	RETAINER, LUG SHADE HDL
80-82	Y	14003786	2	.32	RETAINER, U/B STOR COMPT DR
67	Y	3897369	1	4.20	RING, U/B TUN CVR TR

BODY MOLDINGS-SHEET METAL

12.981 BEZEL-BONDING STRIP-BRACE-BRACKET-BUMPER-BUSHING-CLIP-COMPARTMENT-CONSOLE-COVER-DOOR-ESCUTCHEON-FRAME-HANDLE-HINGE-HOOK-MOLDING-NUT-PANEL-PLATE-PLUG-REINFORCEMENT-RETAINER-RING-RIVET-SEAL-SHIELD-STRAP-STRIKER-STRIP-SUPPORT, Rear Compartment Floor or Tail Gate (Con't)

68-76	Y	3918667	1	4.20	RING, U/B TUN RR CNSL PARK BRK LVR TR
68-70	Y37	3947966	2	.38	RIVET, U/B STOR COMPT CVR DR
68-70	Y37	3947968	2	.33	RIVET, B/W STOR TRAY FRT CLIP
68-78	Y	3918669	1	.55	SEAL, U/B STOR COMPT
68-76	Y	3926239	AR	.40	SHIELD, U/B STOR CTR COMPT LP
71-81	Y	333328	1	27.50	STRAP, RF PNL STOR (BLACK) (PAINT TO MATCH)
73-75	Y37	461020	1	26.00	STRAP, RF PNL STOR (BUCKSKIN)
76-78	Y	368534	1	26.00	STRAP, RF PNL STOR (DK BROWN-691)
76-80	Y	460930	1	26.00	STRAP, RF PNL STOR (MED RED)
78-81	Y	468154	1	25.75	STRAP, RF PNL STOR (MID BLUE)
78	Y	468155	1	26.00	STRAP, RF PNL STOR (DOESKIN)
78	Y	468157	1	26.00	STRAP, RF PNL STOR (WHITE)
79	Y	14006927	1	28.50	STRAP, RF PNL STOR (DK GREEN)
79-80	Y	14011457	1	26.25	STRAP, RF PNL STOR (DK GREY)
79-80	Y	14011458	1	26.25	STRAP, RF PNL STOR (MED SADDLE)
80-82	Y	3948438	2	2.50	STRAP, U/B STOR COMPT DR
68-82	Y	3945644	3	.73	STRIKER, U/B STOR COMPT DR LK
71-73	Y37	3996897	1	3.65	STRIKER, B/W STOR TRAY
68-73	Y	3996837	LH	27.25	STRIP, RF PNL QTR
69-73	Y	3996838	RH	27.25	STRIP, RF PNL QTR
74-82	Y	14016071	LH		STRIP, RR QTR BOND
74-82	Y	14016072	RH	17.15	STRIP, RR QTR BOND
68-76	Y	367614	1	31.50	SUPPORT, U/B STOR COMPT

12.986 BONDING STRIP-NUT-PANEL-SUPPORT, Body Rear End(Plastic Laminated)

63-67	Y37	3897426	1	36.00	BONDING STRIP, RF TO BODY RR LWR. PNL
63-67	Y67	3897426	1	36.00	BONDING STRIP, BODY RR UPR TO BODY RR LWR PNL
68-73	Y	3912899	1	25.50	BONDING STRIP, BODY RR UPR LWR PNL
74	Y	3825325	2	2.60	NUT, SPECIAL ANCHOR
63-66	Y	3878896	1	118.00	PANEL, BODY RR LWR
67	Y	3897425	1	118.00	PANEL, BODY RR LWR
68-73	Y	3977864	1	113.00	PANEL, RR LWR
74-75	Y67	336193	LH	19.60	SUPPORT, BODY RR UPR PNL
74-75	Y67	336194	RH	19.60	SUPPORT, BODY RR UPR PNL



CHEVROLET BODY GROUP 13.000



CONVERTIBLE TOP TRIM — BODY WIRING

ALPHABETICAL INDEX

B		S	
BOLT, Hardtop	13.346	SCREW, Hardtop	13.346
BRACKET, Hardtop	13.346	SPACER, Hardtop	13.346
BREAKER, Body Wiring	13.095	STUD, Hardtop	13.346
BUMPER, Hardtop	13.346	SWITCH, Body Wiring	13.095
C		T	
CLIP, Body Wiring	13.090	TOP, Folding	13.34601
CLIP, Folding Top, Bow Binding End	13.342	TRIM, Folding Top Cover	13.347
CONNECTOR, Body Wiring	13.100		
COVER, Hardtop	13.346		
F		W	
FASTENER, Hardtop	13.346	WEATHERSTRIP, Folding Top Cover (On Side Belt Rail)	13.352
FERRULE, Hardtop	13.346	WEATHERSTRIP, Hardtop	13.346
		WINDOW, Rear	13.389
		WIRE, Body Wiring	13.090
H			
HARNESS, Body Wiring	13.090		
L			
LOGIC, Body Wiring	13.095		
N			
NUT, Hardtop	13.346		
P			
PANEL, Hardtop	13.346		
R			
RELAY, Body Wiring	13.095		
RETAINER, Hardtop	13.346		

[illegible]

BODY WIRING-VINYL TOP TRIM

13.090 CLIP-HARNESS-WIRE, Body Wiring

NOTE 1: ANTI-THEFT SWITCH MOUNTED IN FENDER.

NOTE 2: ANTI-THEFT SWITCH MOUNTED IN DOOR LOCK.

NOTE 3: COURTESY LAMP TIMER MTD BEHIND THE INSTRUMENT PANEL AND LEFT OF THE STEERING COLUMN.

NOTE 4: COURTESY LAMP TIMER MTD BEHIND THE INSTRUMENT PANEL AND RIGHT OF THE GLOVE BOX.

NOTE 5: WHEN ANTI THEFT SWITCH IS IN DOOR LOCK, P/N'S 12007858 WIRE ASM AND 8916559 HARNESS ASM MUST BE USED TOGETHER.

68-82	Y	3923961	2	.35	CLIP, HARN TO RKR PNL, W/H CUP
68-77	Y	3935510	3	.35	CLIP, HARN TO U/B AND TO COWL SI PNL
80-82	Y	14020033	4	.31	CLIP, BODY WRG HARN
63-67	Y W/ELEC. WDO.	2986102	1	40.75	HARNESS, WDO REG WRG
67	Y	6291167	1	79.75	HARNESS, BODY WRG
68	Y	6295248	1	199.00	HARNESS, BODY WRG
69	Y	6297545	1	216.00	HARNESS, BODY WRG
69	Y W/ELEC. WDO.	6297547	1	125.00	HARNESS, WDO REG WRG
70-74	Y W/ELEC. WDO.	8901971	1	78.25	HARNESS, WDO REG WRG
75-76	Y	8919822	1	258.00	HARNESS, BODY WRG
75-76	Y W/ELEC. WDO.	12003664	1	116.00	HARNESS, WDO REG WRG
77-78	Y	8916559	1	116.00	HARNESS, WDO REG WRG (NOTE 5)
77	Y(1ST DESIGN)	8916445	1	246.00	HARNESS, BODY WRG (NOTE 1)
77	Y(2ND DESIGN)	12005305	1	229.00	HARNESS, BODY WRG (NOTE 2)
78	Y	12005323	1	240.00	HARNESS, BODY WRG
78	Y W/ELEC. WDO. (1ST DESIGN)	12005377	1	116.00	HARNESS, WRG WDO REG (NOTE 3)
78	Y W/ELEC. WDO. (2ND DESIGN)	12005552	1	78.25	HARNESS, WRG WDO REG (NOTE 4)
79	Y (EXC. ELEC. DEFG.)	12005323	1	240.00	HARNESS, BODY WRG
79	Y W/ELEC. DR. LK.	12005531	RH	49.00	HARNESS, ELEC DR LK (10.485)
79	Y W/ELEC. DR. LK.	12005532	LH	49.00	HARNESS, ELEC DR LK (10.485)
79	Y W/ELEC. DEFG.	12005789	1	220.00	HARNESS, BODY WRG
80-82	Y	12005837	LH	49.00	HARNESS, PWR DR LK & PWR WDO(10.485)
80-82	Y	12005838	RH	49.00	HARNESS, PWR DR LK & PWR WDO (10.485)
80	Y (EXC. ELEC. DEFG.)	12005832	1	240.00	HARNESS, BODY WRG
80-81	Y W/ELEC DEFG (2ND DES)	12016389	1	220.00	HARNESS, BODY WRG (INTEGRAL TIMER & RELAY DEFG)
80	Y W/ELEC. DEFG. (1ST DES)	12005833	1	220.00	HARNESS, BODY WRG (SEPARATE TIMER & RELAY DEFG)
82	Y	12016413	1	270.00	HARNESS, BODY WRG
77-78	Y	12007858	1	29.50	WIRE, SW JPR (NOTE 5)
79-80	Y (EXC ELEC DR LK)	12005581	LH	33.75	WIRE, PWR WDO

13.095 BREAKER-LOGIC-RELAY-SWITCH, Body Wiring

65-67	Y	4849850	1	6.50	BREAKER, CIRCUIT, HDLP MOTOR, ELEC WDO
67-74	Y W/ELEC. WDO.	4850166	1	6.35	BREAKER, ELEC WDO REG MTR CIRC
77-78	Y	2474055	1	3.10	BREAKER, ELEC WDO REG MTR CIRCUIT
78	Y W/RR WIND DEFG	1476675	1	N.L.	BREAKER, ELEC WDO REG MTR CIRCUIT
79-82	Y	1252240	1	5.55	BREAKER, CIRCUIT (12V-30A)
79-81	Y	14005011	1	3.65	BREAKER, CIRC(12.5V-35A)
74-75	Y	9736651	1	49.25	LOGIC, IGN INTERLOCK SYSTEM
64-67	Y	7728426	1	10.60	RELAY, HDLP MOTOR ACTR
67	Y	7728426	1	10.60	RELAY, ELEC WDO POWER
68-78	Y W/ELEC. WDO.	7729602	1	9.55	RELAY, ELEC
73	Y	3961573	1	5.75	RELAY, ST BELT WRN (4.075)
74-75	Y	1243384	1	14.45	RELAY, ST BELT INTERLOCK OVERRIDE
75	Y	494882	1	8.20	RELAY, ST BELT WRN AND PARK BRK
75	Y	9730851	1	15.05	SWITCH, ST BELT WRN

13.100 CONNECTOR, Body Wiring

75	Y	8911978	1	8.35	CONNECTOR, W/TERM, SEAT BELT INTERLOCK
77-79	Y W/ELEC. WDO.	8917486	1	.62	CONNECTOR, WDO REG WRG HARN FEED

NOTE: VINYL ROOF PANEL TRIM COVERS HAVE STA-TAC BACKING

13.342 CLIP, Folding Top, Bow Binding End

63-75	Y67	7614749	2	.55	CLIP
-------	-----	---------	---	-----	------

BODY WIRING-VINYL TOP TRIM

13.346 BOLT-BRACKET-BUMPER-COVER-FASTENER-FERRULE-NUT-PANEL-RETAINER-SCREW-SPACER-STUD-WEATHERSTRIP, Hardtop

NOTE: CORVETTE TOP ASSEMBLIES DO NOT INCLUDE ALL PARTS NECESSARY FOR INITIAL INSTALLATION.

NOTE 1: WHEN USED ON 1968 & 1ST DESIGN 1969 MODELS IT WILL BE REQUIRED TO USE ONE EACH 3958703-04 GUIDES AND 4-3958726 ATCH SCREWS.

NOTE 2: PAINT AS REQUIRED.

NOTE 3: WHEN USED ON 1968 AND SOME 1969 MODELS IT WILL ALSO BE REQUIRED TO USE 1-3956391 GUIDE AND 2-3968726 ATCH. SCREWS

NOTE 4: USED WITH ROOF PANEL FRT LK W/O HEADER PNL GUIDE PIN.

NOTE 5: USED WITH ROOF PANEL FRT LK W/HEADER PNL GUIDE PIN.

65-75	Y67 W/AUX. TOP	3828264	1	.60	BOLT, RF PNL MTG (1" LONG)
63-73	Y67	3828266	RH	6.30	BRACKET, RF PNL RR
68-75	Y67 W/AUX. TOP	3912778	2	4.20	BRACKET, RF PNL
65-75	Y67 W/AUX. TOP	3830940	1	.31	BUMPER, RF PNL MT BOLT
68-75	Y67 W/AUX. TOP	3940627	2	2.50	COVER, RF PNL FRT MT BRKT TR (NOTE 2)
75	Y67 W/AUX. TOP	4876498	AR	.30	FASTENER, RF PNL RR W/STR (10.695)	..
77-82	Y	20200750	AR	.30	FASTENER, RF PNL RR W/STR (10.695)	..
65-75	Y67 W/AUX. TOP	3830938	AR	2.10	FERRULE, RF PNL CTR
56-75	Y67 W/AUX. TOP	3727928	2	3.85	NUT, RF PNL TO BODY
68-77	Y (1ST DESIGN 1977)	3981803	LH	239.00	PANEL, W/MLDG FRT RF (NOTE 2,,,3,,,4)	..
68-77	Y (1ST DESIGN 1977)	3981804	RH	239.00	PANEL, W/MLDG FRT RF (NOTE 2,,,3,,,4)	..
68-75	Y W/AUX. TOP	6259653	1	1387.00	PANEL, RF COMPL (NOTE 1,,,2)
77	Y (2ND DESIGN)	347939	LH	71.25	PANEL, W/MLDG FRT RF (NOTE 5,,,3)	...
77	Y (2ND DESIGN)	347940	RH	71.25	PANEL, W/MLDG FRT RF (NOTE 5,,,3)	...
63-67	Y	3830939	2	1.00	RETAINER, RF PNL MT BOLT
65-73	Y67 W/AUX. TOP	3727973	2	.84	SCREW, RF PNL (1/4"-28 X 9/16") (12.121)
69-75	Y67 W/AUX. TOP	3958748	4	1.65	SPACER, RR BOW LOCK STUD
76-77	Y	359636	12	.66	STUD, FRT RF PNL
63-67	Y	3827481	1	23.50	WEATHERSTRIP, RF BOW, CTR
68-75	Y67 W/AUX. TOP	3919691	1	60.25	WEATHERSTRIP, RF PNL, RR

13.34601 TOP, Folding

68-75	Y67	DIS 333439	1	717.00	TOP, FLDG COMPT (BLACK)
-------	-----	------------	---	--------	-------------------------	-------

13.347 TRIM , Folding Top Cover

68-75	Y67	6258960	1	266.00	TRIM (BLACK)
68-75	Y67	6258961	1	266.00	TRIM (WHITE)

13.352 WEATHERSTRIP, Folding Top Cover (On Side Belt Rail)

53-60	Y	3814213	1	16.05	WEATHERSTRIP, COMPT LID (160" LONG)
63-75	Y67	3826967	1	14.80	WEATHERSTRIP, COMPT LID

13.389 WINDOW , Rear

68-74	Y	6258959	1	120.00	WINDOW (WHITE)
68-74	Y67	6258958	1	120.00	WINDOW (BLACK)



CHEVROLET

CHEVROLET BODY GROUP 14.000

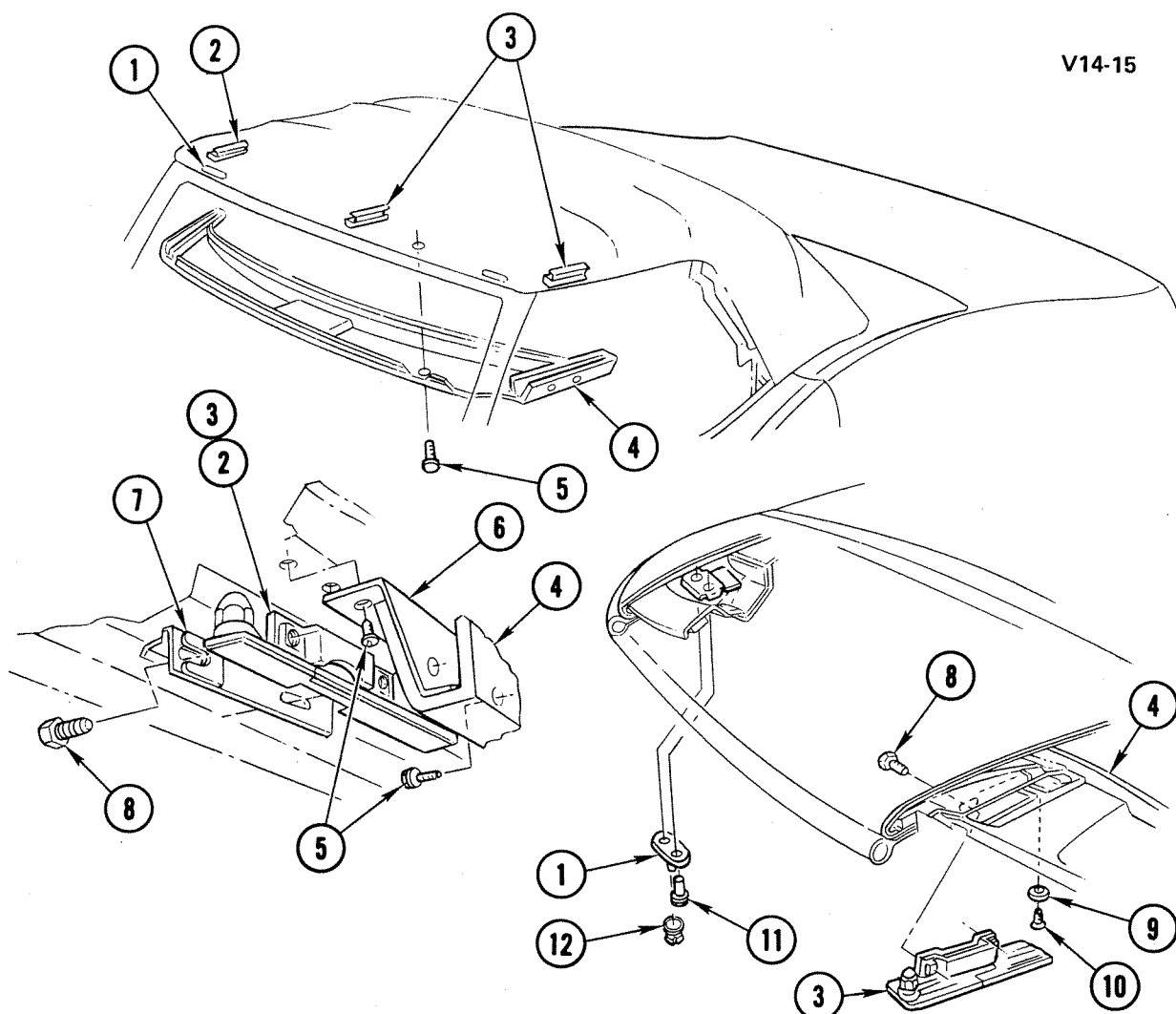


CHEVROLET

ILLUSTRATION INDEX

	TITLE	PAGE
1968-75	"Y" FOLDING TOP DETAILS	14-1
1968-75	"Y" FOLDING TOP LID DETAILS	14-2
1971-78	"Y" SEATS, BELTS & RELATED PARTS..	14-4
1968-76	"Y" INTERIOR TRIM.....	14-6
1977	"Y" INTERIOR.....	14-7
1978-82	"Y" INTERIOR.....	14-8
1979-82	"Y" SEATS, BELTS & RELATED PARTS..	14-9

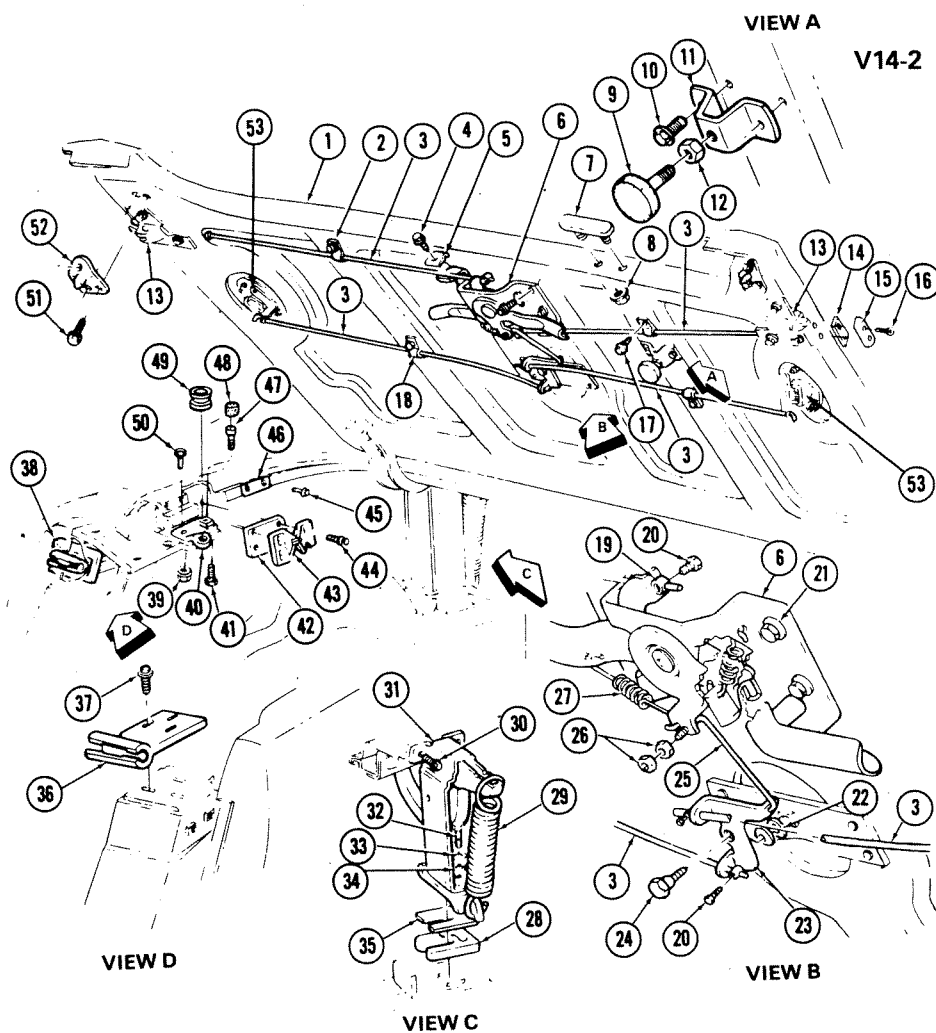
V14-15



V14-15

1968-75 "Y" FOLDING TOP DETAILS

1.	14.090	GUIDE, Header-LH	3958703
	14.090	GUIDE, Header-RH	3958704
2.	14.080	LOCK ASM, Header-RH	3962602
3.	14.080	LOCK ASM, Header-Center & LH	3962601
4.	14.050	PANEL, Folding Top Front Header Trim	333549
5.	8.977	SCREW (#8-18 x 7/16")	
6.	14.050	BRACKET, Folding Top Front Header Trim Panel Outer	3930361
7.	N.S.	SHIM (Used at forward location of RH & LH Lock mounts)	
8.	1.428	SCREW, W/Lk Wa, Hex (1/4"-20 x 5/8")	3856691
9.	8.930	WASHER, Finish (#8)	140270
10.	9.262	SCREW, W/Washer, Ov Hd Cr Rec (#8-18 x 1/2")	3909073
11.	12.807	SCREW, Header Guide	3958726
12.	10.093	BUSHING, W/S Header Corner Mount	3977779



V14-2

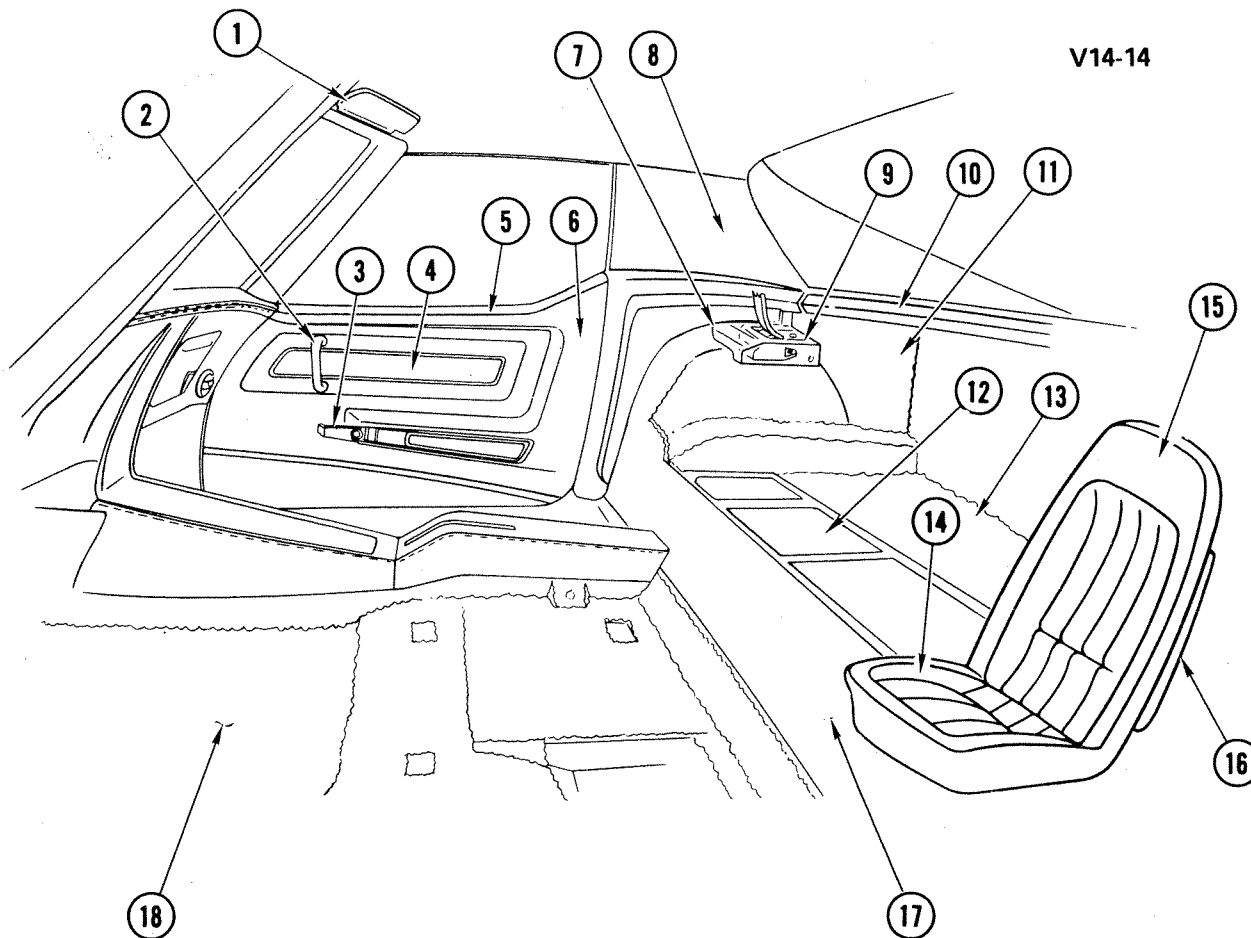
1968-75 "Y" FOLDING TOP LID DETAILS

1968-75 "Y" FOLDING TOP LID DETAILS

1. LID ASM	12.170
2. CLIP (5/16")	8.950
3. CABLE	8.075
4. SCREW (#10-16 x 5/8")	8.977
5. CLAMP	14.080
6. CONTROL ASM	12.242
7. BUMPER	11.390
8. NUT ASM (#10-24)	8.932
9. BUMPER ASM	12.170
10. SCREW (1/4"-20 x 5/8")	8.900
11. BRACKET ASM	14.080
12. NUT (3/8"-16)	8.915
13. LOCK ASM	12.242
14. SPACER	10.584
15. PLATE	10.584
16. SCREW (#8-32 x 11/16")	8.977
17. SCREW (#8-32)	8.977
18. CLIP (3/16")	8.950
19. GUIDE	3.483
20. SCREW (#8-32)	8.977
21. BOLT (5/16"-18 x 7/8")	8.900
22. WASHER (5/8")	8.929
23. LEVER	14.340
24. SCREW	14.340
25. ROD	14.340
26. NUT (#6-32)	8.915
27. SPRING	12.945
28. SPACER	12.184
29. SPRING	14.080
30. BOLT (5/16"-18 x 7/8")	8.900
31. SPACER	12.184
32. BOLT (3/8"-16 x 1 3/8")	8.900
33. WASHER (3/8")	8.929
34. WASHER, Lock (3/8")	8.931
35. SHIM	12.184
36. HOUSING	10.584
37. SCREW (1/4"-20 x 1")	8.977
38. SEAL	10.584
39. NUT	9.782
40. HOUSING	14.080
41. SCREW	8.977
42. SPACER	12.237
43. STRIKER	12.237
44. SCREW (1/4"-20)	8.977
45. SCREW (#8-32)	8.977
46. PLATE	12.170
47. SCREW ASM	14.340
48. BUMPER	14.080
49. BUSHING	12.170
50. BOLT	12.170
51. BOLT	8.900
52. PIN	14.080
53. LOCK ASM	14.080

1971-78 "Y" SEATS, BELTS & RELATED PARTS

1. STRAP ASM, Roof Panel Storage	12.981
2. HANGER, Roof Panel Storage Strap	N.S.
3. SCREW (#10-12 x 3/4")	8.977
4. PAD ASM, Seat Back Foam	14.802
5. TRIM ASM, Seat Back Cushion	14.800
6. FRAME, Seat Back W/Spring Bk Cush	11.373
7. SCREW (#8-32 x 13/32")	8.913
8. BUTTON, Seat Back Lock Release	11.390
9. ESCUTCHEON, Lock Release Button	11.390
10. SCREW (#8-18 x 9/16")	8.977
11. NUT, Seat Back Lock (1/4"-20)	11.373
12. BRACKET, Seat Panel	11.390
13. SCREW, Seat Back Panel Bracket (#8-18 x 11/32")	8.977
14. SCREW, Seat Back Lock (#8-18 x 1/2")	8.977
15. PANEL, Seat Back	11.358
16. SCREW, Seat Back Panel (#10-16 x 1")	8.309
17. LOCK ASM, Seat Back	11.390
18. SCREW (1/4"-20 x 1")	8.977
19. SHIM, Seat Back Lock	11.390
20. WIRE, Seat Cushion	N.S.
21. WIRE, Seat Cushion	N.S.
22. SCREW, Seat Back Hinge (5/16"-18 x 3/4")	8.977
23. WASHER (5/16" x 19/32")	8.932
24. BUSHING, Seat Back Hinge	11.375
25. SCREW, Seat Back Pivot (5/16"-18)	11.375
26. BOLT, Shoulder Harness (1/2"-13)	14.875
27. BELT, Seat & Shoulder	14.875
28. BOLT, Shoulder Harness Belt Release	14.875
29. REINFORCEMENT ASM, Shoulder Harn Anchor Plate	14.875
30. RIVET, Shoulder Harn Anchor Plate	8.977
31. CLIP, Frt Seat Shoulder Strap (Plastic)	14.875
32. SPACER, Seat Lap Belt Retainer	14.875
33. BOLT, Seat Lap Belt Mtg Plate	14.875
34. GUIDE, Seat Belt	14.875
35. SCREW (3/8"-16 x 1")	8.977
36. WASHER, Seat Belt Guide (3/8")	8.929
37. COVER, Seat Lap Belt Retractor	14.875
38. SCREW (#10-16)	8.977
39. SCREW (#10-16 x 1")	8.977
40. WASHER, Seat Back Hinge (21/64")	N.S.
41. NUT (5/16"-18)	8.916
42. SCREW, Seat Adj (5/16"-18 x 57/64")	8.977
43. ADJUSTER ASM, Frt Seat	11.561
44. SCREW, Seat Adj to Seat (5/16"-18 x 7/8")	8.977
45. REINFORCEMENT, Seat Mtg U/B Frt	12.981
46. SCREW, Seat Adj Handle Guide Brkt Asm (#8-18 x 7/8")	8.977
47. FRAME, Cush	11.419
48. BRACKET, Seat Adj Handle Guide	11.561
49. KNOB, Remote Control Handle	10.512
50. PAD ASM, Frt Seat Cushion	14.890
51. TRIM ASM, Seat Cushion	14.880
52. WASHER, Seat Back Bumper	11.381
53. WIRE, Seat Cushion	N.S.
54. HINGE, Seat Back	11.375
55. BUMPER, Seat Back	11.381
56. BOLT, Seat Bumper	11.381
57. HANGER, Roof Panel Storage Strap	N.S.
58. SCREW, Roof Panel Storage Strap Hanger (#10-16 x 1")	8.309
59. ADJUSTER, Left	11.561
60. SPRING, Lwr Guide	11.581
61. BOLT, Shldr Harn Belt Retractor	14.875
62. SPACER	N.S.

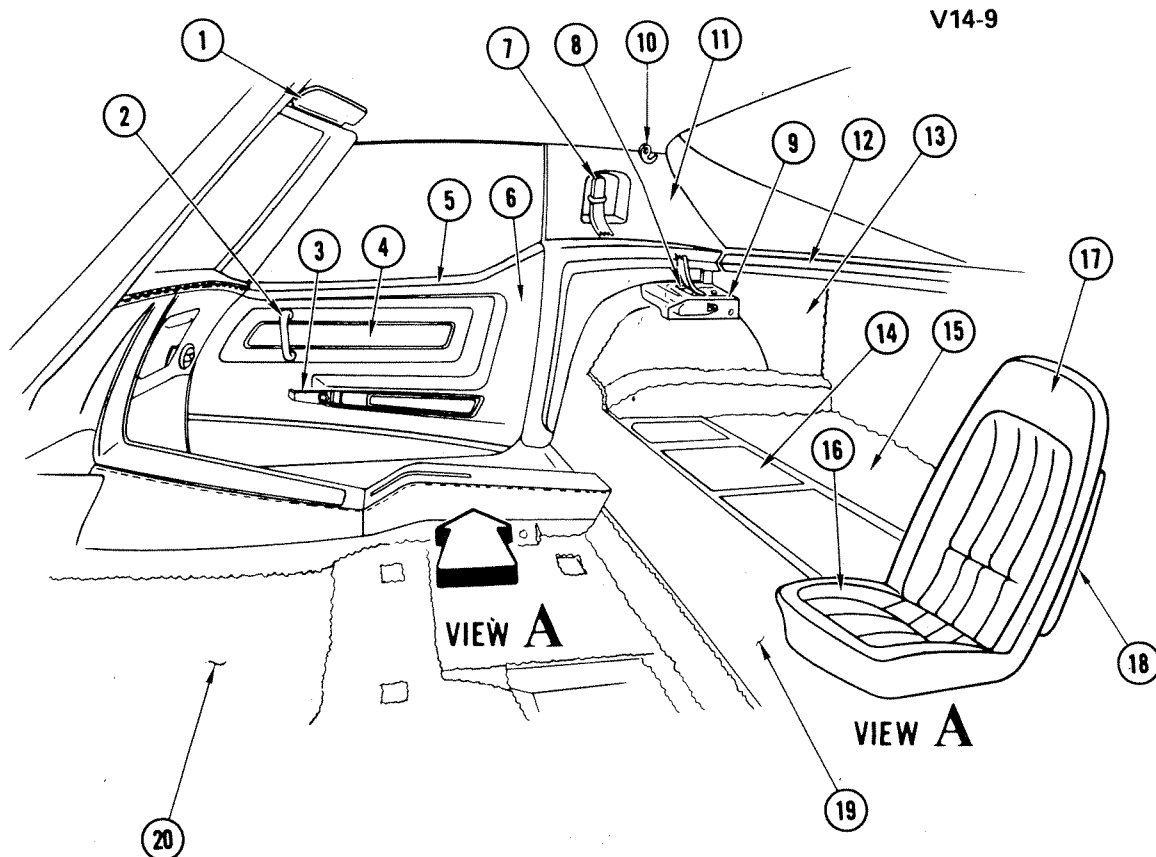


V14-14

V14-14

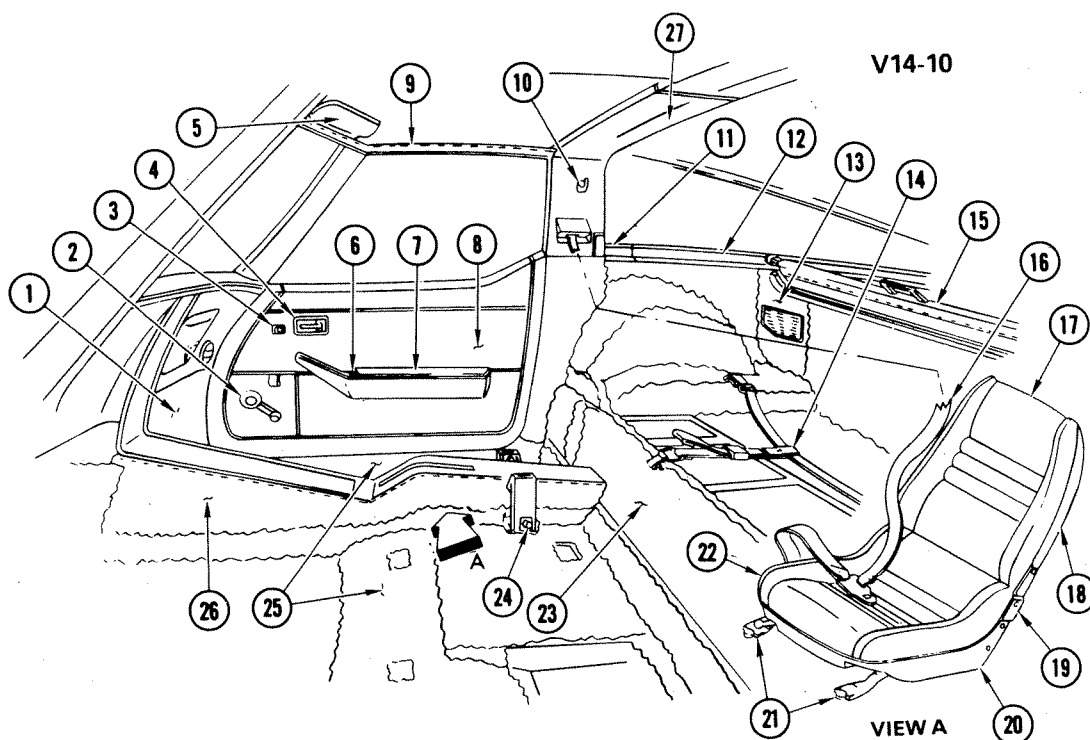
1968-76 "Y" INTERIOR TRIM

1. SUNSHADE (Paint to Match)	10.203
2. HANDLE ASM, Side Door Pull (Paint to Match)	14.691
3. HANDLE, Door Lock Inside	10.512
4. APPLIQUE, Side Door Trim Panel (Part of #6)	N.S.
5. LINER, Door	10.355
6. PANEL ASM, Frt Door	14.685
7. COVER, St Belt Retractor	14.875
8. PANEL ASM (Paint to Match)	15.100
9. EXTENSION	15.100
10. PANEL ASM, Rr Rf (Paint to Match)	12.964
11. CARPET (Black)	15.512
12. COMPARTMENT ASM, U/B Storage Center	12.981
13. CARPET	15.512
14. TRIM ASM, Frt Seat Cushion	N.S.
15. TRIM ASM, Seat Back	14.880
16. PANEL ASM, Seat Back	11.358
17. CARPET	15.512
18. CARPET	15.286



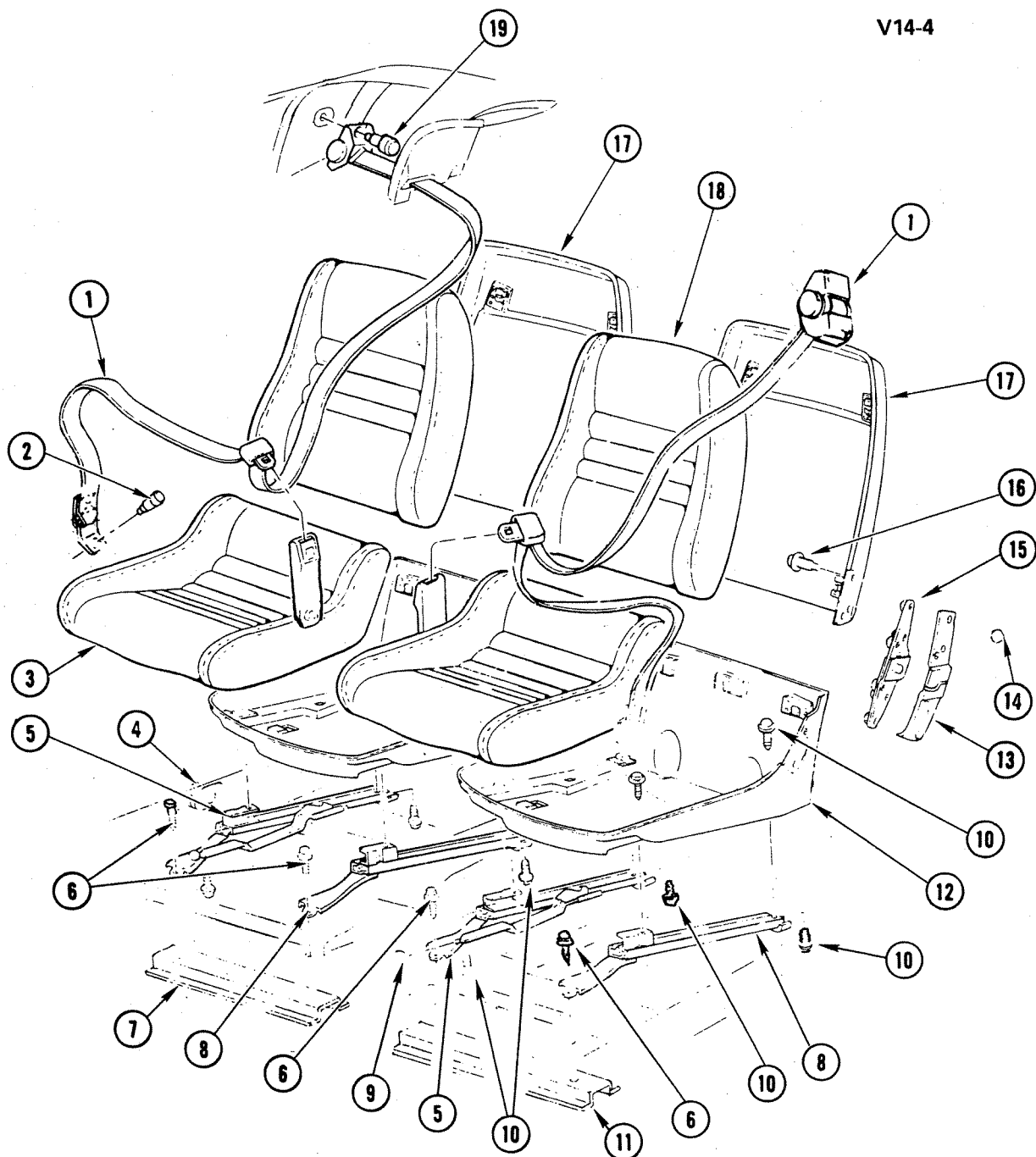
1977 "Y" INTERIOR

1. SUNSHADE (Paint to Match)	10.203
2. HANDLE ASM, Side Door Pull (Paint to Match)	14.691
3. HANDLE, Door Lock Inside	10.512
4. APPLIQUE, Side Door Trim Panel (Part of #6)	N.S.
5. LINER, Door	10.355
6. PANEL ASM, Frt Door	14.685
7. HARNESS KIT, Shoulder	14.875
8. COVER	14.875
9. EXTENSION	15.100
10. HOOK, Coat	15.388
11. PANEL ASM (Paint as Required)	15.100
12. PANEL ASM, Rear Roof (Paint to Match)	12.964
13. CARPET (Black)	15.306
14. COMPARTMENT ASM, U/B Storage Center	12.981
15. CARPET (Black)	15.306
16. TRIM ASM, Frt Seat Cushion	14.880
17. TRIM ASM, Seat Back	14.800
18. PANEL ASM, Seat Back	11.358
19. CARPET MATERIAL	15.512
20. CARPET, Frt (Black)	15.286



1978-82 "Y" INTERIOR

1. COVER, Pillar	12.804
2. HANDLE, Wdo Reg	10.797
3. ESCUTCHEON, O/S Rr View Mir	10.186
4. HANDLE, Door	10.512
5. SUNSHADE	10.203
6. KNOB, Si Door Lk	10.559
7. ARM REST	14.686
8. PANEL, Side Dr Trim	14.685
9. WEATHERSTRIP, Frt Rf Pnl	12.810
10. HOOK, Coat	15.388
11. PANEL, Rr Garnish Corner	14.645
12. PANEL, Kit Shelf	12.981
13. PANEL, Closeout Rr	15.222
GRILLE, Rr Speaker	9.665
14. STRAP, Roof Panel Stor	12.981
15. COVER, Luggage Shade	15.222
16. BELT, Seat Lap & Shldr Harness	14.875
17. TRIM, Seat Back Cushion	14.800
18. PANEL, Seat Back	11.358
19. HINGE, Side Seat Arm	11.375
20. FRAME, Seat Back Cushion	11.373
21. ADJUSTER, Seat	11.561
22. TRIM, Frt Seat Cushion	14.880
23. CARPET, Rear Floor	15.306
24. HARNESS UNIT	14.875
25. CARPET, Frt Floor	15.286
26. CARPET, Si Cnsl	15.286
27. PANEL, Rr Lwr Hdng	14.640



V14-4

1979-82 "Y" SEATS, BELTS & RELATED PARTS

1. BELT ASM, Seat & Shoulder	14.875	11. REINFORCEMENT ASM, Seat Mtg U/B Frt	12.981
2. BOLT	14.875	12. FRAME ASM, Seat Cushion	11.419
3. TRIM ASM, W/Pad, Seat Cushion	14.880	13. COVER, Seat Back Hinge	11.375
4. PLATE, Seat Belt Refr Anchor	14.875	14. NUT, Acorn (.188)(Chrome)	8.921
5. ADJUSTER ASM, Seat-RH	11.561	15. HINGE ASM, Seat Back-LH	11.375
6. BOLT, Hex (5/16"-18 x 1")	8.900	16. SCREW (1/4"-20 x 7/8")	11.390
7. REINFORCEMENT ASM, Seat Mtg U/B Frt	12.981	17. FRAME ASM, Seat Back Cushion	11.373
8. ADJUSTER ASM, Seat-LH	11.561	18. TRIM ASM W/PAD, Seat Back Cushion	14.800
9. KNOB	9.787	19. BOLT, Shldr Harn Retr	14.875
10. BOLT, Hex (5/16"-18 x 7/8")	8.900		

NOTES

BLANK-19



CHEVROLET BODY GROUP 14.000



CONVERTIBLE TOP HARDWARE — INTERIOR TRIM — SEAT BELTS

ALPHABETICAL INDEX

A		G	
ARM REST, Front Door Arm Rest.....	14.686	GASKET, Folding and Hard Top.....	14.080
B		GROMMET, Folding Top Motor and Pump.....	14.482
BOLT, Folding and Hard Top.....	14.080	GROMMET, Seat Belt.....	14.875
BOLT, Seat Belt.....	14.875	GUIDE, Folding Top Roof Rail.....	14.090
BOOT, Seat Belt.....	14.875	GUIDE, Seat Belt.....	14.875
BOW, Folding Top.....	14.340	H	
BRACKET, Door Arm Rest Trim.....	14.690	HANDLE, Front Door Trim Finish.....	14.691
BRACKET, Folding and Hard Top.....	14.080	HARNESS KIT, Seat Belt.....	14.875
BRACKET, Folding Top Front Roof.....	14.050	HARNESS, Seat Belt.....	14.875
BRACKET, Front Door Trim Binding Strip.....	14.683	HOUSING, Folding and Hard Top.....	14.080
BRACKET, Roof Trim Headlining.....	14.640	I	
BRACKET, Seat Belt.....	14.875	INSERT, Seats and Trim Pads.....	14.804
BUMPER, Folding and Hard Top.....	14.080	L	
BUSHING, Folding Top.....	14.340	LEVER, Folding Top.....	14.340
BUSHING, Folding Top Motor and Pump.....	14.482	LINER, Front Door Trim.....	14.685
BUSHING, Folding Top Side Roof Rail.....	14.160	LINK, Folding Top.....	14.340
BUZZER, Seat Belt.....	14.875	LOCK, Folding and Hard Top.....	14.080
C		M	
CABLE, Folding Top Trim Hold Down.....	14.102	MOLDING, Front Seat Side Trim.....	14.818
CABLE, Seat Belt.....	14.875	N	
CLIP, Front Door Trim Binding Strip.....	14.683	NUT, Front Door Trim Finish.....	14.691
CLIP, Front Seat Side Trim.....	14.818	P	
CLIP, Instrument Panel.....	14.655	PAD, Front Seat Back.....	14.802
CLIP, Roof Trim Headlining.....	14.640	PAD, Front Seat Cushion.....	14.890
CLIP, Seat Belt.....	14.875	PAD, Instrument Panel.....	14.655
CONTAINER, Seat Belt.....	14.875	PANEL, Folding Top Front Roof.....	14.050
COVER, Folding and Hard Top.....	14.080	PANEL, Front Door Trim.....	14.685
COVER, Seat Belt.....	14.875	PANEL, Rear Quarter Upper (Above Belt).....	14.645
E		PANEL, Roof Trim Headlining.....	14.640
EYELET, Front Door Trim.....	14.685	PIN, Folding and Hard Top.....	14.080
EYELET, Front Door Trim Binding Strip.....	14.683	PIN, Folding Top Actuator.....	14.478
EYELET, Instrument Panel.....	14.655		
F			
FASTENER, Bottom of Top Front Roof Rail to Windshield.....	14.060		
FASTENER, Front Door Trim Binding Strip.....	14.683		
FASTENER, Front Door Trim.....	14.685		

ALPHABETICAL INDEX

PLATE, Folding Top Roof Rail.....	14.090
PLATE, Seat Belt.....	14.875
PLUG, Seat Belt.....	14.875
POCKET, Instrument Panel.....	14.655
PROTECTOR, Folding Top.....	14.340
PULL, Front Door Arm Rest.....	14.686

R

RAIL, Folding Top.....	14.340
REINFORCEMENT, Seat Belt.....	14.875
RETAINER, Bottom of Top Front Roof Rail to Windshield.....	14.060
RETAINER, Front Door Trim Binding Strip.....	14.683
RETAINER, Seat Belt.....	14.875
RIVET, Folding Top.....	14.340
ROD, Folding Top.....	14.340

S

SCREW, Folding and Hard Top.....	14.080
SCREW, Folding Top.....	14.340
SCREW, Roof Trim Headlining.....	14.640
SEAL, Folding Top Motor and Pump.....	14.482
SHELF, Instrument Panel.....	14.655
SHIM, Folding Top.....	14.340
SPACER, Seat Belt.....	14.875
SPRING, Folding and Hard Top.....	14.080
SPRING, Instrument Panel.....	14.655
STOP, Folding Top.....	14.340
STRIKER, Folding Top Roof Rail.....	14.090
STUD, Folding and Hard Top.....	14.080

T

TRIM, Front Seat Back and Back of Back.....	14.800
TRIM, Front Seat Cushion.....	14.880
TRIM, Roof Trim Headlining.....	14.640

W

WASHER, Folding and Hard Top.....	14.080
WASHER, Folding Top Side Roof Rail.....	14.162
WASHER, Folding Top Side Rail Center.....	14.190
WEATHERSTRIP, Bottom of Top Front Roof Rail to Windshield.....	14.060
WEATHERSTRIP, Folding Top Side Rail Center...	14.190
WEATHERSTRIP, Folding Top.....	14.340
WEATHERSTRIP, Folding Top Side Roof Rail Rear.....	14.260
WEATHERSTRIP, Folding Top Side Roof Rail- Front.....	14.120

INTERIOR TRIM-SEAT BELTS

14.050 BRACKET-PANEL, Folding Top Front Roof

68-75	Y67	3930361	2	.46	BRACKET, OTR, FRT HEAD TR PNL
69-82	Y	3966660	2	.74	BRACKET, W/S HD MLDG SUPT
68-75	Y67	333549	1	91.25	PANEL, FRT HD TR

14.060 FASTENER-RETAINER-WEATHERSTRIP, Bottom of Top Front Roof Rail to Windshield

NOTE 1: WHEN USING 3762521 ON 1956-1959 MODELS IT WILL BE NECESSARY TO ALSO USE THE FOLLOWING PARTS, (1) 3762523 AND (1) 3762524 W/STRIPS, (1) 3762521 W/STRIP, (1) 3762691 AND (1) 3762692 RETAINERS, (4) 9414039 NUT, (4) 9420489 AND (2) 164359 SCREWS. IT MAY ALSO BE NECESSARY TO RELOCATE NEW W/STRIP AND RETAINER ATTACHING HOLES.

70-75	Y67	4876498	AR	.30	FASTENER, W/S TR (NYLON) (10.695)
56-62	Y	3762691	LH	2.50	RETAINER, SI FRT RAIL W/STR
65-67	Y W/HARDTOP	3831505	AR	.30	RETAINER, RF PNL HD W/STR (10.721)
56-62	Y	3762521	1	30.25	WEATHERSTRIP, HD (RUBBER) (NOTE 1)
56-62	Y W/HARDTOP	3762539	1	7.05	WEATHERSTRIP, RF PNL HDR (RUBBER)
59-62	Y	3762697	LH	22.35	WEATHERSTRIP, HD FIL
59-62	Y	3762698	RH	22.35	WEATHERSTRIP, HD FIL
63-67	Y	3828214	2	23.10	WEATHERSTRIP, SI CTR
63-67	Y	3846179	1	24.25	WEATHERSTRIP, HD
63-75	Y	6258083	1	18.25	WEATHERSTRIP, FLDG TOP FRT HD PNL TR (BLACK)
63-75	Y	6258084	1	18.25	WEATHERSTRIP, FLDG TOP FRT HD PNL TR (WHITE)
68-75	Y67 (EXC. AUX. TOP)	3974084	1	40.75	WEATHERSTRIP, FLDG TOP HD
68-75	Y67 W/AUX. TOP	3974087	1	40.75	WEATHERSTRIP, RF PNL HD

14.080 BOLT-BRACKET-BUMPER-COVER-GASKET-HOUSING-LOCK-PIN-SCREW-SPRING-STUD-WASHER, Folding and Hard Top

NOTE 1: WHEN USING IN PLACE OF OLD NUMBERS PROCURE AND USE 1-3940635 BOLT.

NOTE 2: WHEN USING 3940635 IN PLACE OF 3915794 REDRILL AND RETAP HOLE IN OLD HOUSING OR USE NEW HOUSING 3958895 OR 3958897.

68-75	Y67	359611	3940635	2	4.80	BOLT, RR BOW LK (NOTE 2)
68-75	Y67	359611	3976592	2	3.35	BOLT, W/RUBBER INSERT, HD. LK
68-76	Y67 W/AUX. TOP	359611	3976592	1	3.35	BOLT, RF PNL LK
68-75	Y67		3948107	AR	1.65	BRACKET, COMPT LID LK CABLE
70-75	Y67		3995062	2	1.90	BUMPER, FLDG TOP COMPT LID
68-75	Y67		3918587	2	5.95	COVER, RR BOW LK
68-75	Y67		3915817	2	.32	GASKET, RR BOW LK CVR
68-75	Y67		3958895	2	10.10	HOUSING, RR BOW LK BOLT (NOTE 1)
68-75	Y67 W/AUX. TOP		3958897	2	10.10	HOUSING, RR BOW LK BOLT (NOTE 1)
70-75	Y67		3995063	LH	1.65	HOUSING, COMP LID LK PIN (NOTE 2)
70-75	Y67		3995064	RH	1.65	HOUSING, COMP LID LK PIN (NOTE 2)
56-62	Y		3716389	LH	24.55	LOCK, HD
56-62	Y		3716390	RH	24.55	LOCK, HD
56-62	Y		3749530	2	68.00	LOCK, RR BOW
56-62	Y W/HARDTOP		3889789	LH	26.25	LOCK, RF PNL HD
56-62	Y W/HARDTOP		3889790	RH	26.25	LOCK, RF PNL HD
63-67	Y		3825177	LH	24.55	LOCK, HD
63-67	Y		3825178	RH	24.55	LOCK, HD
64-67	Y		3838257	2	26.25	LOCK, RR BOW
68-75	Y67		3942775	LH	26.25	LOCK, RR BOW
68-75	Y67		3942776	RH	26.25	LOCK, RR BOW
68-75	Y67		3962601	LH	26.25	LOCK, HD
68-75	Y67		3962602	RH	26.25	LOCK, HD
68-75	Y67 W/AUX. TOP		3962609	LH	24.55	LOCK, RF PNL HD
68-75	Y67 W/AUX. TOP		3962610	RH	24.55	LOCK, RF PNL HD
63-67	Y		3822945	LH	16.45	PIN, RR BOW LK (STEEL)
63-67	Y		3822946	RH	16.45	PIN, RR BOW LK (STEEL)
70-75	Y67		3966723	LH	2.65	PIN, FLDG TOP COMPT LID LK
70-75	Y67		3966724	RH	2.65	PIN, FLDG TOP COMPT LID LK
70-72	Y67		3958726	6	.60	SCREW, FLDG TOP COMPT LID LK PIN (12.807)
68-72	Y67		3942774	RH	1.65	SPRING, RR BOW LK
75	Y67		3942774	RH	1.65	SPRING, RR BOW LK
69-75	Y67 W/AUX. TOP		3942769	2	3.05	STUD, RR BOW LK
69-75	Y67 W/AUX. TOP		3942766	2	.60	WASHER, RR BOW LK STUD

14.090 GUIDE-PLATE-STRIKER, Folding Top Roof Rail

63-67	Y	3826370	RH	7.45	GUIDE, FLDG TOP HD
63-67	Y W/HARDTOP	3863875	LH	6.90	GUIDE, RF PNL HD
63-67	Y W/HARDTOP	3863876	RH	6.90	GUIDE, RF PNL HD
68-69	Y W/HARDTOP	3913977	LH	1.15	GUIDE, HD
68-69	Y W/HARDTOP	3913978	RH	1.15	GUIDE, HD
68-77	Y37	3956391	LH	3.85	GUIDE, HD
68-77	Y37	3956392	RH	3.85	GUIDE, HD

INTERIOR TRIM-SEAT BELTS

14.090 GUIDE-PLATE-STRIKER, Folding Top Roof Rail (Con't)

69-75	Y67	3958703	LH	1.15	GUIDE, HD
69-75	Y67	3958704	RH	1.15	GUIDE, HD
63-67	Y	3831693	2	.46	PLATE, SI FRT RAIL WGE
68-75	Y37	3976313	LH	5.65	PLATE, FRT RF LK WGE
68-75	Y37	3976314	RH	5.65	PLATE, FRT RF LK WGE
63-67	Y	3826367	LH	7.45	STRIKER, W/BSHG, HD LK

14.100 RAIL, Folding Top Side Roof Front

68-75	Y	3914562	RH	31.25	RAIL
-------	---	---------	----	-------	------

14.102 CABLE, Folding Top Trim Hold Down

68-75	Y67	3942763	LH	5.95	CABLE
68-75	Y67	3942764	RH	5.70	CABLE
73-75	Y67	3977787	AR	5.70	CABLE

14.120 WEATHERSTRIP, Folding Top Side Roof Rail-Front

63-67	Y	3846175	LH	50.00	WEATHERSTRIP, HD EXT AND SI FRT RAIL
63-67	Y	3846176	RH	50.00	WEATHERSTRIP, HD EXT AND SI FRT RAIL
68-69	Y37	3935527	LH	18.55	WEATHERSTRIP, RF PNL SI
68-69	Y37	3935528	RH	12.50	WEATHERSTRIP, RF PNL SI
68-75	Y67	3972329	LH	10.50	WEATHERSTRIP
68-75	Y67	3972330	RH	11.10	WEATHERSTRIP

14.160 BUSHING, Folding Top Side Roof Rail

62	Y W/HYD. TOP	4613551	AR	.51	BUSHING, TOP HINGE TO UPR AUX LINK
66-75	Y67	4726864	2	.32	BUSHING, RR BOW TO MALE HINGE, RR BOW CONN LINK TO RR RAIL

14.162 WASHER, Folding Top Side Roof Rail

56-62	Y	4574151	2	.30	WASHER, FLDG TOP COMPT CVR BOW
-------	---	---------	---	-----	--------------------------------

14.190 WASHER-WEATHERSTRIP, Folding Top Side Rail Center

NOTE 1: IT MAY BE NECESSARY TO USE (1) 3762693 AND (1) 3762694 RETAINERS TOGETHER WITH (6) 9414039 NUTS AND (6) 9420489 SCREWS. IT MAY ALSO BE NECESSARY TO RELOCATE NEW WEATHERSTRIP AND RETAINER ATTACHING HOLES.

68-72	Y W/AUX. TOP	3922439	AR	.46	WASHER, RF PNL SI W/STR(12.840)
56-62	Y	3762525	LH	10.20	WEATHERSTRIP, SI CTR RAIL (NEOPRENE) (NOTE 1)
56-62	Y	3762526	RH	10.20	WEATHERSTRIP, SI CTR RAIL (NEOPRENE) (NOTE 1)
63-67	Y W/HARDTOP	3833130	1	13.65	WEATHERSTRIP, RF DRIP MLDG (46 7/8")
68-75	Y W/AUX. TOP	3964135	LH	30.25	WEATHERSTRIP, RF PNL SI
68-75	Y W/AUX. TOP	3964136	RH	30.25	WEATHERSTRIP, RF PNL SI
68-75	Y67	3945283	LH	11.40	WEATHERSTRIP, CTR RAIL
68-75	Y67	3945284	RH	11.40	WEATHERSTRIP, CTR RAIL

14.260 WEATHERSTRIP, Folding Top Side Roof Rail Rear

NOTE 1: WHEN USING 3762529 IT MAY BE NECESSARY TO USE (1) 3716407 AND (1) 3762695.

56-62	Y	3762529	LH	16.45	WEATHERSTRIP, SI RR RAIL UPR (NEOPRENE) (NOTE 1)
61-62	Y	3783358	RH	24.50	WEATHERSTRIP, SI RR RAIL LWR
63-67	Y	3830653	LH	16.45	WEATHERSTRIP, LWR
63-67	Y	3830654	RH	16.45	WEATHERSTRIP, LWR
68-75	Y	3935579	LH	42.00	WEATHERSTRIP, LWR FRT
68-75	Y	3935580	RH	18.60	WEATHERSTRIP, LWR FRT
68-75	Y67	3919615	LH	16.45	WEATHERSTRIP, RR RAIL
68-75	Y67	3919616	RH	16.45	WEATHERSTRIP, RR RAIL

14.340 BOW-BUSHING-LEVER-LINK-PROTECTOR-RAIL-RIVET-ROD-SCREW-SHIM-STOP-WEATHERSTRIP, Folding Top

NOTE 1: WHEN USING 3995067 IN PLACE OF 3966684 IT WILL BE NECESSARY TO USE 1-3995062 BUMPER.

68-75	Y67	3914588	1	49.25	BOW, NO. 3
68-75	Y67	3932923	1	124.00	BOW, RR
56-75	Y67	3716293	AR	2.95	BUSHING (USED W/SI RR RAIL EXT) FRT CONT LINK TO FRT RAIL, FRT RAIL TO SI CTR RAIL, SI FRT CONT LINK TO SI RR RAIL (NYLON)
74-75	Y67	3932924	1	1.20	LEVER, RR BOW LOCK CTR
68-75	Y67	3914575	LH	14.35	LINK, RR CONT
63-75	Y	3794229	2	.66	PROTECTOR, AUTO TOPPING MATERIAL RR BOW

INTERIOR TRIM-SEAT BELTS

14.340 BOW-BUSHING -LEVER-LINK-PROTECTOR-RAIL-RIVET-ROD-SCREW-SHIM-STOP-WEATHERSTRIP, Folding Top (Con't)

68-75	Y67	3914577	LH	44.00	RAIL, W/SUPT, SI RR
68-75	Y67	3914578	RH	44.00	RAIL, W/SUPT, SI RR
63-75	Y	4759260	2	.56	RIVET, SI RR RAIL AND SUPT
68-75	Y67	3915885	1	.46	ROD, BOW LK CTR
68-75	Y67	3941815	LH	2.50	ROD, RR BOW LK
68-75	Y67	3942777	1	5.00	SCREW, RR BOW LK CTR LVR
70-75	Y67	3995067	1	1.20	SCREW, TOP COMPT LID BPR (NOTE 1)
68-75	Y67	3935690	2	.31	SHIM, FLDG TOP RR BOW LK BOLT HSG
68-75	Y67	3941817	2	1.05	STOP, RR BOW LK ROD
61-62	Y	3781126	1	11.40	WEATHERSTRIP, CVR BOW
63-67	Y	3873761	1	15.10	WEATHERSTRIP, RR BOW
68-75	Y67	3935574	1	15.10	WEATHERSTRIP, RR BOW

14.478 PIN , Folding Top Actuator

68-73	Y	4550594	1	.32	PIN (3/4" X 1 3/4")
-------	---	---------	---	-----	---------------------

14.482 BUSHING-GROMMET-SEAL, Folding Top Motor and Pump

56-61	Y	4613551	1	.51	BUSHING, HYD LIFT UPR SUPT CLEVIS PIN (14.180)
56-62	Y	3698109	4	.55	GROMMET, MT BRKT (RBR.) (1/2)
56-62	Y	4868618	2	1.10	SEAL, HYD PUMP MTR SHAFT O RING (RBR.) (5/16 I.D.)

14.640 BRACKET-CLIP-PANEL-SCREW-TRIM, Roof Trim Headlining

NOTE 1: NO COMPARABLE 1ST DESIGN PART; USED WITH 14018949 LH & 14018950 RH TRIM.

NOTE 2: 2ND DESIGN INCORPORATES HOLE OPENING FOR COURTESY LAMP. 1ST DESIGN IS LESS HOLE OPENING FOR COURTESY LAMP.

NOTE 3: 1ST DESIGN HAS NO VISIBLE ATTACHING HOLES. 2ND DESIGN HAS 4 VISIBLE ATTACHING HOLES.

NOTE 4: PAINT TO MATCH.

80-82	Y (EXC HATCH RF) (CC1) (2ND DES-1980)	14018961	2	.51	BRACKET, RF PNL TR FRT-LH (NOTE 1)
80-82	Y (EXC HATCH RF) (CC1) (2ND DES-1980)	14018962	2	.51	BRACKET, RF PNL TR FRT-RH (NOTE 1)
80-82	Y (EXC HATCH RF) (CC1) (2ND DES-1980)	14018963	2	.36	BRACKET, RF PNL TR RR-LH (NOTE 1)
80-82	Y (EXC HATCH RF) (CC1) (2ND DES-1980)	14018964	2	.38	BRACKET, RF PNL TR RR-RH (NOTE 1)
68-76	Y37	3935638	4	.30	CLIP, TRIM OTR
76-77	Y	371418	2	.28	CLIP, TRIM OTR
76-77	Y	371419	2	.30	CLIP, TRIM INR
68-74	Y37	3935661	LH	15.00	PANEL, RR RF INR RR
78-81	Y	14011881	LH	61.00	PANEL, RR LWR HDLNG (BLACK) (NOTE 4)
78-81	Y	14011882	RH	61.00	PANEL, RR LWR (BLACK) (NOTE 4)
82	Y07	14038235	LH	66.00	PANEL, RR LWR HDLNG
82	Y07	14038236	RH	66.00	PANEL, RR LWR HDLNG
82	Y87	14011881	LH	61.00	PANEL, RR LWR HDLNG (BLACK) (NOTE 4)
82	Y87	14011882	RH	61.00	PANEL, RR LWR HDLNG (BLACK) (NOTE 4)
77-81	Y (EXC HATCH RF) (CC1)	461140	AR	.30	SCREW, FRT RF PNL (12.075)
82	Y87 (EXC HATCH RF) (CC1)	461140	AR	.30	SCREW, FRT RF PNL (12.075)
68-76	Y37	333313	LH	72.25	TRIM, FRT (NOTE 4)
68-76	Y37 (1ST DESIGN-1976)	333321	1	77.50	TRIM, CENTER (NOTE 2,,,4)
68-75	Y67 W/AUX. TOP	333305	LH	69.50	TRIM, LWR
68-75	Y67 W/AUX. TOP	333306	RH	69.50	TRIM, LWR
70-75	Y67 W/AUX. TOP	333301	1	278.00	TRIM, UPPER (BLACK)
73-77	Y37	327675	LH	29.50	TRIM, RR (BLACK) (NOTE 4)
73-77	Y37	458318	RH	24.65	TRIM, RR (BLACK) (NOTE 4)
76-77	Y (2ND DESIGN-1976)	375922	1	88.50	TRIM, CENTER (BLACK) (NOTE 2,,,4)
77	Y (2ND DESIGN)	359619	LH	103.00	TRIM, FRT (USED WITH RF PNL FRT LK WITH HDR PNL GDE PIN) (PAINT TO MATCH)
77	Y (2ND DESIGN)	359620	RH	103.00	TRIM, FRT (USED WITH RF PNL FRT LK WITH HDR PNL GDE PIN) (NOTE 4)
78-81	Y	466677	1	76.50	TRIM, FRT PNL CENTER HDLNG (BLACK) (NOTE 4)
78-80	Y W/HATCH RF (CC1) (1ST DESIGN-1980)	466657	LH	51.75	TRIM, FRT (BLACK) (NOTE 3,,,4)
78-82	Y W/HATCH RF (CC1) (1ST DESIGN-1980)	14018950	RH	51.75	TRIM, FRT RF PNL HDLING (BLACK) (NOTE 3,,,4)
78	Y W/Z78	14004641	1	104.00	TRIM, CENTER (SILVER MET)

INTERIOR TRIM-SEAT BELTS

14.640 BRACKET-CLIP-PANEL-SCREW-TRIM, Roof Trim Headlining (Con't)

81	Y W/HATCH RF (CC1)	14018949	LH	51.75	TRIM, FRT RF PNL HDLING (BLACK) (NOTE 4)
82	Y87	466677	1	76.50	TRIM, FRT PNL CENTER HDLING (BLACK) (NOTE 4)
82	Y87 W/HATCH RF (CC1)	14018949	LH	51.75	TRIM, FRT RF PNL HDLING (BLACK) (NOTE 4)

14.645 PANEL, Rear Quarter Upper (Above Belt)

78-81	Y	468187	LH	14.75	PANEL, RR GARNISH COR
78-81	Y	468188	RH	14.75	PANEL, RR GARNISH COR
82	Y07	14038233	LH	16.35	PANEL, RR GARN COR
82	Y07	14038234	RH	16.35	PANEL, RR GARN COR
82	Y87	468187	LH	14.75	PANEL, RR GRANISH COR
82	Y87	468188	RH	14.75	PANEL, RR GRANISH COR

14.655 CLIP-EYELET-PAD-POCKET-SHELF-SPRING, Instrument Panel

NOTE 1: WHEN USING ON 1958-59 MODELS, ORDER SCREEN 3771917 IN GROUP 10.256 TO COMPLETE INSTALLATION. PAINT AS REQUIRED.

NOTE 2: PAINT TO MATCH.

63-67	Y	3824160	26	.30	CLIP, I/P PAD
78-82	Y	3980355	2	.42	CLIP, I/P
79-80	Y	8905794	1	2.35	CLIP, I/P WRG HARN (9.276)
53-64	Y	4592059	AR	.30	EYELET, PLR TO DASH TR CVR (14.683)
58-62	Y	3783248	1	293.00	PAD (NOTE 1)
70-76	Y	333388	1	256.00	PAD, UPR (BLACK) (NOTE 2)
71-77	Y	333398	RH	235.00	PAD, LWR (BLACK) (NOTE 2)
71-73	Y	339121	LH	235.00	PAD, LWR (BLACK) (NOTE 2)
74-77	Y (EXC. A.C.)	339121	LH	235.00	PAD, LWR (BLACK) (NOTE 2)
74-77	Y W/A.C.	339119	LH	235.00	PAD, LWR (BLACK) (NOTE 2)
77	Y	458363	1	256.00	PAD, UPR (BLACK) (NOTE 2)
77	Y	458364	1	256.00	PAD, UPR (BUCKSKIN)
77	Y	458365	1	256.00	PAD, UPR (SMOKE-GRAY)
77	Y	458368	1	256.00	PAD, UPR (MED RED)
69-76	Y	333427	1	40.75	POCKET, PAD MAP (BLACK-400,404) (NOTE 2)
77	Y	460922	1	38.25	POCKET, PAD MAP (BLACK-19I)
77	Y	460923	1	38.25	POCKET, PAD MAP (MED RED-72I)
77	Y	460924	1	38.25	POCKET, PAD MAP (SMOKE GRAY-15I)
77	Y	460927	1	38.25	POCKET, PAD MAP (BUCKSKIN-64I)
78-80	Y W/STEREO RDO., TAPE (UM2)	472719	LH	2.50	SHELF, I/P COMPT TAPE CART STOR
78-80	Y W/STEREO RDO., TAPE (UM2)	472720	RH	2.50	SHELF, I/P COMPT TAPE CART STOR
81-82	Y W/STEREO RDO., TAPE (UM4, UM5, UM6, UN5)	472719	LH	2.50	SHELF, I/P COMPT TAPE CART STOR
81-82	Y W/STEREO RDO., TAPE (UM4, UM5, UM6, UN5)	472720	RH	2.50	SHELF, I/P COMPT TAPE CART STOR
69-77	Y	3962616	1	.30	SPRING, PAD MAP POCKET

14.683 BRACKET-CLIP-EYELET-FASTENER-RETAINER, Front Door Trim Binding Strip

78-79	Y	473242	6	1.05	BRACKET, TR PNL FASTENER
65-67	Y	3866051	16	.40	CLIP, TR PNL
68-77	Y	3932809	4	.30	CLIP, SI DR TR PNL LWR
53-67	Y	4592059	AR	.30	EYELET, DR PNL LWR
75-78	Y	9883583	AR	.34	FASTENER, F/D TR PAD TO INR PNL
80	Y	9883583	AR	.34	FASTENER, P&D/SEAT A/RST OPG PNL
78-79	Y	363137	12	.35	RETAINER, TR PNL (16.165)

14.685 EYELET-FASTENER-LINER-PANEL, Front Door Trim

NOTE: FOR 1970 TO 1975 COLORS NOT LISTED, USE BLACK AND PAINT AS REQD.

NOTE: IT MAY BE NECESSARY TO PUNCH HOLES IN TRIM ASM. TO INSURE PROPER FIT.

NOTE 1: FOR VIN. STARTING AT 411043 THRU 416753.

NOTE 2: FOR VIN. STARTING AT 416754.

NOTE 3: LESS CARPET AND WOODGRAIN INSERT.

69-71	Y	3871421	AR	.32	EYELET, TR PNL
70-73	Y	3918654	8	.69	FASTENER, TR PNL (10.056)
78-82	Y	472732	2	2.25	LINER, INR PNL (WATERPROOF)
70-75	Y	333341	LH	196.00	PANEL, DLX TR (BLACK-192)
70-75	Y	333342	RH	196.00	PANEL, DLX TR (BLACK-192)
70-75	Y	333343	LH	153.00	PANEL, TR (BLACK)
70-75	Y	333344	RH	153.00	PANEL, TR (BLACK)
70-75	Y	333345	LH	146.00	PANEL, TR (OXBLOOD)
70-75	Y	333346	RH	146.00	PANEL, TR (OXBLOOD)
70-75	Y	333348	RH	146.00	PANEL, TR (BLUE)

INTERIOR TRIM-SEAT BELTS

14.685		EYELET-FASTENER-LINER-PANEL, Front Door Trim (Con't)			
70-75	Y	341650	RH	146.00	PANEL, TR (LT NEUTRAL)
70-75	Y	341651	LH	139.00	PANEL, TR (LT NEUTRAL)
73	Y	333349	LH	153.00	PANEL, TR (DK SADDLE)
73	Y	333350	RH	153.00	PANEL, TR (DK SADDLE)
73-75	Y	334709	LH	196.00	PANEL, DLX TR (MED SADDLE-416, 652)
73-75	Y	334710	RH	196.00	PANEL, DLX TR (MED SADDLE-416) (LEATHER)
73-75	Y	334711	LH	146.00	PANEL, TR (SADDLE)
73-75	Y	334712	RH	146.00	PANEL, TR (SADDLE)
74-75	Y	333347	LH	146.00	PANEL, TR (BLUE-26V)
74-75	Y	333348	RH	146.00	PANEL, TR (BLUE-26V)
74-75	Y	341652	RH	196.00	PANEL, DLX TR (SILVER-407, 142)
74-75	Y	341653	LH	196.00	PANEL, DLX TR (SILVER-407, 142)
75	Y	359661	LH	178.00	PANEL, DLX TR (DK BLUE-262)
75	Y	359662	RH	178.00	PANEL, DLX TR (DK BLUE-262)
75	Y	359665	LH	178.00	PANEL, DLX TR (OXBLOOD-732)
75	Y	359666	RH	178.00	PANEL, DLX TR (OXBLOOD-732)
76	Y (EXC. CUSTOM INTERIOR)	362991	LH	228.00	PANEL, TR (BLACK VINYL-19V) (NOTE 3)
76	Y (EXC. CUSTOM INTERIOR)	362992	RH	228.00	PANEL, TR (BLACK VINYL-19V) (NOTE 3)
76	Y (EXC. CUSTOM INTERIOR)	368569	LH	231.00	PANEL, TR (BUCKSKIN VINYL-64V) (NOTE 3)
76	Y (EXC. CUSTOM INTERIOR)	368570	RH	231.00	PANEL, TR (BUCKSKIN VINYL-64V) (NOTE 3)
76	Y (EXC. CUSTOM INTERIOR)	368571	LH	231.00	PANEL, TR (FIRETHORN VINYL-71V) (NOTE 3)
76	Y (EXC. CUSTOM INTERIOR)	368572	RH	231.00	PANEL, TR (FIRETHORN VINYL-71V) (NOTE 3)
76	Y (EXC. CUSTOM INTERIOR)	368573	LH	231.00	PANEL, TR (WHITE VINYL) (NOTE 3)
76	Y (EXC. CUSTOM INTERIOR)	368574	RH	231.00	PANEL, TR (WHITE VINYL) (NOTE 3)
76	Y (EXC. CUSTOM INTERIOR (2ND DESIGN)	368587	LH	342.00	PANEL, DLX TR (SMOKE GRAY W/BLUE GRAY CPT-152 W/WOODGRAIN INSERT) (NOTE 2)
76	Y W/CUSTOM INTERIOR	362993	LH	337.00	PANEL, DLX TR (BLACK W/BLACK CPT-192 W/WOODGRAIN INSERT)
76	Y W/CUSTOM INTERIOR	362994	RH	337.00	PANEL, DLX TR (BLACK W/BLACK CPT-192 W/WOODGRAIN INSERT)
76	Y W/CUSTOM INTERIOR	368589	LH	342.00	PANEL, DLX TR (BLUE GREEN W/BLUE GREEN CPT-322 W/WOODGRAIN INSERT)
76	Y W/CUSTOM INTERIOR	368591	LH	342.00	PANEL, DLX TR (BUCKSKIN W/DK SADDLE CPT-642 W/WOODGRAIN INSERT)
76	Y W/CUSTOM INTERIOR	368592	RH	342.00	PANEL, DLX TR (BUCKSKIN W/DK SADDLE CPT-642 W/WOODGRAIN INSERT)
76	Y W/CUSTOM INTERIOR	368593	LH	342.00	PANEL, DLX TR (DK BROWN W/DK BROWN CPT-692 W/WOODGRAIN INSERT)
76	Y W/CUSTOM INTERIOR	368594	RH	342.00	PANEL, DLX TR (DK BROWN W/DK BROWN CPT-692 W/WOODGRAIN INSERT)
76	Y W/CUSTOM INTERIOR	368595	LH	342.00	PANEL, DLX TR (FIRETHORN W/FIRETHORN CPT-712 W/WOODGRAIN INSERT)
76	Y W/CUSTOM INTERIOR	368596	RH	342.00	PANEL, DLX TR (FIRETHORN W/FIRETHORN CPT-712 W/WOODGRAIN INSERT)
76	Y W/CUSTOM INTERIOR	368601	LH	342.00	PANEL, DLX TR (WHITE W/BLACK CPT-192 W/WOODGRAIN INSERT)
76	Y W/CUSTOM INTERIOR	368602	RH	342.00	PANEL, DLX TR (WHITE W/BLACK CPT-192 W/WOODGRAIN INSERT)
76	Y W/CUSTOM INTERIOR	368607	LH	342.00	PANEL, DLX TR (WHITE W/DARK BROWN CPT-692 W/WOODGRAIN INSERT)
76	Y W/CUSTOM INTERIOR	368608	RH	342.00	PANEL, DLX TR (WHITE W/DARK BROWN CPT-692 W/WOODGRAIN INSERT)
76	Y W/CUSTOM INTERIOR	368609	LH	342.00	PANEL, DLX TR (WHITE W/FIRETHORN CPT-712 W/WOODGRAIN INSERT)
76	Y W/CUSTOM INTERIOR	368610	RH	342.00	PANEL, DLX TR (WHITE W/FIRETHORN CPT-712 W/WOODGRAIN INSERT)
76	Y W/CUSTOM INTERIOR	379953	LH	342.00	PANEL, DLX TR (SMOKE GRAY W/STEEL GRAY CPT-152 W/WOODGRAIN INSERT) (NOTE 1)

INTERIOR TRIM-SEAT BELTS

14.685 EYELET-FASTENER-LINER-PANEL, Front Door Trim (Con't)					
76	Y W/CUSTOM INTERIOR	379954 RH	342.00	PANEL, DLX TR (SMOKE GRAY W/STEEL GRAY CPT-152 W/WOODGRAIN INSERT) (NOTE 1)	
76	Y W/CUSTOM INTERIOR	379955 LH	342.00	PANEL, DLX TR (WHITE W/STEEL GRAY CPT-152 W/WOODGRAIN INSERT) (NOTE 1)	
77	Y	375844 RH	312.00	PANEL, DLX TR (BLACK W/BLACK CPT-191 W/BLACK INSERT)	
77	Y	375846 RH	315.00	PANEL, DLX TR (SMOKE GRAY W/SMOKE GRAY CPT-15C, 152 W/BLACK INSERT)	
77	Y	375850 RH	315.00	PANEL, DLX TR (DK BLUE W/DK BLUE CPT-27C, 272 W/BLACK INSERT)	
77	Y	375854 RH	315.00	PANEL, DLX TR (BUCKSKIN W/BUCKSKIN CPT-64C, 642 W/BLACK INSERT)	
77	Y	375862 RH	315.00	PANEL, DLX TR (MED RED W/MED RED CPT-72C, 722 W/BLACK INSERT)	
77	Y	375878 RH	315.00	PANEL, DLX TR (WHITE W/SMOKE GRAY CPT-152 W/BLACK INSERT)	
77	Y	375884 RH	315.00	PANEL, DLX TR (WHITE W/DK BLUE CPT-272 W/BLACK INSERT)	
77	Y	375892 RH	315.00	PANEL, DLX TR (WHITE W/MED RED CPT-722 W/BLACK INSERT)	
77	Y	461141 LH	312.00	PANEL, DLX TR (BLACK W/BLACK CPT-191 W/BLACK INSERT)	
77	Y	461145 LH	315.00	PANEL, DLX TR (SMOKE GRAY W/SMOKE GRAY CPT-15C, 152 W/BLACK INSERT)	
77	Y	461149 LH	315.00	PANEL, DLX TR (DK BLUE W/DK BLUE CPT-27C, 272 W/BLACK INSERT)	
77	Y	461153 LH	315.00	PANEL, DLX TR (BUCKSKIN W/BUCKSKIN CPT-64C, 642 W/BLACK INSERT)	
77	Y	461157 LH	315.00	PANEL, DLX TR (DK BROWN W/DK BROWN CPT-691 W/BLACK INSERT)	
77	Y	461161 LH	315.00	PANEL, DLX TR (MED RED W/MED RED CPT-72C, 722 W/BLACK INSERT)	
77	Y	461165 LH	315.00	PANEL, DLX TR (WHITE W/SMOKE GRAY CPT-152 W/BLACK INSERT)	
77	Y	461169 LH	315.00	PANEL, DLX TR (WHITE W/DK BLUE CPT-272 W/BLACK INSERT)	
77	Y	461171 LH	315.00	PANEL, DLX TR (WHITE W/MED RED CPT-722 W/BLACK INSERT)	
78-81	Y	466605 LH	182.00	PANEL, SI F/D TR (BLACK)	
78-81	Y	466606 RH	182.00	PANEL, SI F/D TR (BLACK)	
78	Y	471217 LH	183.00	PANEL, TR (BLACK-19C)	
78	Y	471220 RH	183.00	PANEL, TR (MED RED-72C)	
78-80	Y	471241 LH	182.00	PANEL, TR (MED RED-722)	
78-80	Y	471242 RH	182.00	PANEL, TR (MED RED-722)	
78	Y	471245 LH	174.00	PANEL, TR (OYSTER WHT-122)	
78	Y	471246 RH	174.00	PANEL, TR (OYSTER WHT-122)	
78-81	Y	471247 LH	182.00	PANEL, TR (MID BLUE-292)	
78-81	Y	471248 RH	182.00	PANEL, TR (MID BLUE-292)	
78	Y	471249 LH	174.00	PANEL, TR (DOESKIN-592)	
78	Y	471250 RH	174.00	PANEL, TR (DOESKIN-592)	
78	Y	471251 LH	182.00	PANEL, TR (DK BRN-692)	
78	Y	471253 LH	183.00	PANEL, TR (SAFFRON-76C)	
78	Y	471255 LH	162.00	PANEL, TR (OYSTER WHT-12C)	
78	Y	471256 RH	183.00	PANEL, TR (OYSTER WHT-12C)	
78	Y W/Z78	14004635 LH	210.00	PANEL, TR (SILVER MET-152)	
78	Y W/Z78	14004636 RH	210.00	PANEL, TR (SILVER MET-152)	
78	Y W/Z78	14004637 LH	218.00	PANEL, TR (SILVER MET-15C)	
78	Y W/Z78	14004638 RH	218.00	PANEL, TR (SILVER MET-15C)	
79-80	Y	14004675 LH	233.00	PANEL, TR (DK GREEN-492)	
79-80	Y	14004676 RH	233.00	PANEL, TR (DK GREEN-492)	
79	Y	14006955 LH	237.00	PANEL, TR (OYSTER WHITE-12C)	
79	Y	14006956 RH	237.00	PANEL, TR (OYSTER WHITE-12C)	
79	Y	14006957 LH	237.00	PANEL, TR (MID BLUE-29C)	
79	Y	14006958 RH	240.00	PANEL, TR (MID BLUE-29C)	
79	Y	14006959 LH	240.00	PANEL, TR (DOESKIN-59C)	
79	Y	14006960 RH	240.00	PANEL, TR (DOESKIN-59C)	
79-80	Y	14011475 LH	226.00	PANEL, TR (OYSTER-122)	
79-80	Y	14011476 RH	230.00	PANEL, TR (OYSTER-122)	
79-80	Y	14011477 LH	231.00	PANEL, TR (MED SADDLE-592)	
79-80	Y	14011478 RH	231.00	PANEL, TR (MED SADDLE-592)	
80	Y	14018817 LH	231.00	PANEL, TR (DK CLARET-792)	

INTERIOR TRIM-SEAT BELTS

14.685		EYELET-FASTENER-LINER-PANEL, Front Door Trim (Con't)			
80	Y	14018818	RH	231.00	PANEL, TR (DK CLARET-792)
80	Y	14018823	LH	233.00	PANEL, TR (OYSTER-12C)
80	Y	14018824	RH	233.00	PANEL, TR (OYSTER-12C)
80	Y	14018829	LH	233.00	PANEL, TR (DK BLUE-29C)
80	Y	14018830	RH	233.00	PANEL, TR (DK BLUE-29C)
80	Y	14018831	LH	233.00	PANEL, TR (DOESKIN-59C)
80	Y	14018832	RH	233.00	PANEL, TR (DOESKIN-59C)
80-81	Y	14018833	LH	233.00	PANEL, TR (DK CLARET-79C)
80-81	Y	14018834	RH	233.00	PANEL, TR (DK CLARET-79C)
81	Y	14028433	LH	227.00	PANEL, TR (SILVER MET)
81	Y	14028434	RH	227.00	PANEL, TR (SILVER MET)
81	Y	14028437	LH	226.00	PANEL, TR (MED DOESKIN)
81	Y	14028438	RH	226.00	PANEL, TR (MED DOESKIN)
81	Y	14028441	LH	227.00	PANEL, TR (MED RED) (752)
81	Y	14028442	RH	227.00	PANEL, TR (MED RED) (752)
81	Y	14028443	LH	226.00	PANEL, TR (MED CINNABAR)
81	Y	14028444	RH	226.00	PANEL, TR (MED CINNABAR)
81	Y	14041003	LH	211.00	PANEL, TR (SLATE)
81	Y	14041004	RH	211.00	PANEL, TR (SLATE)
81	Y	14041005	LH	211.00	PANEL, TR (CHARCOAL BLACK)
81	Y	14041006	RH	211.00	PANEL, TR (CHARCOAL BLACK)
81	Y	14041007	LH	211.00	PANEL, TR (DK RED)
81	Y	14041008	RH	211.00	PANEL, TR (DK RED)
82	Y07	14042183	LH	432.00	PANEL, DR TR(BEIGE MET)
82	Y07	14042184	RH	432.00	PANEL, DR TR(BEIGE MET)
82	Y87	14028437	LH	226.00	PANEL, TR (MED DOESKIN)
82	Y87	14028438	RH	226.00	PANEL, TR (MED DOESKIN)
82	Y87	14041003	LH	211.00	PANEL, TR (SLATE)
82	Y87	14041004	RH	211.00	PANEL, TR (SLATE)
82	Y87	14041005	LH	211.00	PANEL, TR (CHARCOAL BLACK)
82	Y87	14041006	RH	211.00	PANEL, TR (CHARCOAL BLACK)
82	Y87	14041007	LH	211.00	PANEL, TR (DK RED)
82	Y87	14041008	RH	211.00	PANEL, TR (DK RED)
82	Y87	14042185	LH	211.00	PANEL, DR TR(DK BLUE)
82	Y87	14042186	RH	211.00	PANEL, DR TR(DK BLUE)
82	Y87	14042187	LH	211.00	PANEL, DR TR(SILVER GREEN)
82	Y87	14042188	RH	211.00	PANEL, DR TR(SILVER GREEN)

14.686		ARM REST-PULL, Front Door Arm Rest			
62-64	Y	4332259	2	21.30	ARM REST, LEFT OR RIGHT (COMB. 872)
78-80	Y	471913	LH	33.50	ARM REST, PULL (MED RED)
78-80	Y	471914	RH	33.50	ARM REST, PULL (MED RED)
78	Y	471915	LH	33.50	ARM REST, PULL (SAFFRON)
78-80	Y	471917	LH	33.50	ARM REST, PULL (OYSTER WHITE)
78-80	Y	471918	RH	33.50	ARM REST, PULL (OYSTER WHITE)
78-81	Y	471919	LH	33.50	ARM REST, PULL (MIDNIGHT BLUE)
78-81	Y	471920	RH	33.50	ARM REST, PULL (MIDNIGHT BLUE)
78-80	Y	471921	LH	33.50	ARM REST, PULL (DOESKIN)
78-80	Y	471922	RH	33.50	ARM REST, PULL (DOESKIN)
78	Y	471923	LH	33.50	ARM REST, PULL (DK BROWN)
78	Y	471924	RH	33.50	ARM REST, PULL (DK BROWN)
78-81	Y	473289	LH	33.50	ARM REST, PULL (BLACK)
78-81	Y	473290	RH	33.50	ARM REST, PULL (BLACK)
78	Y W/Z78	14004605	LH	33.50	ARM REST, PULL (SMOKE GRAY)
78	Y W/Z78	14004606	RH	33.50	ARM REST, PULL (SMOKE GRAY)
79	Y	14006931	LH	33.50	ARM REST, PULL (DK GREEN)
79	Y	14006932	RH	33.50	ARM REST, PULL (DK GREEN)
80	Y	14015259	LH	23.35	ARM REST, PULL (DK CLARET)
80	Y	14015260	RH	23.35	ARM REST, PULL (DK CLARET)
81	Y	14004605	LH	33.50	ARM REST, SI DR PULL (SMOKE GRAY)
81	Y	14004606	RH	33.50	ARM REST, SI DR PULL (SMOKE GRAY)
81	Y	14028449	LH	21.35	ARM REST, PULL (SILVER MET)
81	Y	14028450	RH	21.35	ARM REST, PULL (SILVER MET)
81	Y	14028453	LH	23.80	ARM REST, PULL (MED DOESKIN)
81	Y	14028454	RH	23.80	ARM REST, PULL (MED DOESKIN)
81	Y	14028455	LH	23.80	ARM REST, PULL (MED RED)
81	Y	14028456	RH	23.80	ARM REST, PULL (MED RED)
81	Y	14028457	LH	23.80	ARM REST, PULL (MED CINNABAR)
81	Y	14028458	RH	23.80	ARM REST, PULL (MED CINNABAR)
82	Y87	14028453	LH	23.80	ARM REST, PULL (MED DOESKIN)
82	Y87	14028454	RH	23.80	ARM REST, PULL (MED DOESKIN)
81	Y	14041013	LH	19.50	PULL, ARM REST & DR (SLATE)
81	Y	14041014	RH	19.50	PULL, ARM REST & DR (SLATE)
81	Y	14041015	LH	19.50	PULL, ARM REST & DR (CHARCOAL)
81	Y	14041016	RH	19.50	PULL, ARM REST & DR (CHARCOAL)

INTERIOR TRIM-SEAT BELTS

14.686 ARM REST-PULL, Front Door Arm Rest (Con't)

81	Y	14041017	LH	19.50	PULL, ARM REST & DR (DK RED)
81	Y	14041018	RH	19.50	PULL, ARM REST & DR (DK RED)
82	Y07	14042171	LH	23.80	PULL, A/RST & SI DR(BEIGE MET)
82	Y07	14042172	RH	23.80	PULL, A/RST & SI DR(BEIGE MET)
82	Y87	14041013	LH	19.50	PULL, ARM REST & DR (SLATE)
82	Y87	14041014	RH	19.50	PULL, ARM REST & DR (SLATE)
82	Y87	14041015	LH	19.50	PULL, ARM REST & DR (CHARCOAL)
82	Y87	14041016	RH	19.50	PULL, ARM REST & DR (CHARCOAL)
82	Y87	14041017	LH	19.50	PULL, ARM REST & DR (DK RED)
82	Y87	14041018	RH	19.50	PULL, ARM REST & DR (DK RED)
82	Y87	14042173	LH	23.80	PULL, A/RST & SI DR(DK BLUE)
82	Y87	14042174	RH	23.80	PULL, A/RST & SI DR(DK BLUE)
82	Y87	14042175	LH	23.80	PULL, A/RST & SI DR(SILVER GREEN)
82	Y87	14042176	RH	23.80	PULL, A/RST & SI DR(SILVER GREEN)

14.690 BRACKET, Door Arm Rest Trim

78-82	Y	471297	LH	.53	BRACKET, ARM REST CTR
78-82	Y	471298	RH	.53	BRACKET, ARM REST CTR

14.691 HANDLE-NUT, Front Door Trim Finish

NOTE 1: USE AS LEFT HAND ON 65-67 MODEL, RIGHT HAND ON 68-77 MODEL, PAINT TO MATCH.

NOTE 2: USE AS RIGHT HAND ON 65-67 MODEL, LEFT HAND ON 68-77 MODEL, PAINT TO MATCH.

65-77	Y	333535	1	8.85	HANDLE, PULL (NOTE 1)
65-77	Y	333536	1	8.85	HANDLE, PULL (NOTE 2)
66-67	Y	3876569	LH	8.70	HANDLE, INSIDE PULL (CHROME)
66-67	Y	3876570	RH	8.70	HANDLE, INSIDE PULL (CHROME)
68	Y	9653259	2	9.85	HANDLE, PULL (BLACK)
77-80	Y	4450956	AR	.33	NUT, N/PLT TO FRT DR TR PAD

14.800 TRIM , Front Seat Back and Back of Back

NOTE: EXCLUDES FRONT SEAT BACK CURVED HARD PANEL. SEE GROUP 11.358 FOR BACK PANEL.

73-75	Y	333382	2	124.00	TRIM (OXBLOOD-425) (VINYL)
73-75	Y	333383	2	112.00	TRIM (MED BLUE-413) (VINYL)
73-74	Y	333385	2	286.00	TRIM (BLACK-404) (LEATHER)
73-74	Y	334718	2	287.00	TRIM (SADDLE-416) (LEATHER)
74-75	Y	341660	2	287.00	TRIM (SILVER-142, 407) (LEATHER)
75	Y	345444	2	312.00	TRIM (SADDLE-416, 652) (LEATHER)
76	Y	368597	2	203.00	TRIM (BUCKSKIN-642)
76-78	Y	368598	2	203.00	TRIM (DK BROWN-692)
76-78	Y	368675	2	214.00	TRIM (BLACK-192)
76-77	Y (EXC. CUSTOM INTERIOR)	368583	2	203.00	TRIM (GRAY-152)
76	Y (EXC. CUSTOM INTERIOR)	368599	2	204.00	TRIM (FIRETHORN-712)
76	Y W/CUSTOM INTERIOR	368600	2	203.00	TRIM (WHITE-152, 192, 322, 692, 712)
77	Y	460962	2	163.00	TRIM (SMOKE GRAY-15C)
77-78	Y	460963	2	162.00	TRIM (BLACK-19C)
77-78	Y	460966	2	163.00	TRIM (DK BROWN-69C)
77-78	Y	460967	2	163.00	TRIM (MED RED-72C)
77	Y (EXC. CUSTOM INTERIOR)	368597	2	203.00	TRIM (BUCKSKIN-642)
77	Y (EXC. CUSTOM INTERIOR)	460950	2	205.00	TRIM (DK BLUE-272)
77-78	Y (EXC. CUSTOM INTERIOR)	460951	2	205.00	TRIM (MED RED-722)
77	Y W/CUSTOM INTERIOR	368600	2	203.00	TRIM (WHITE)
78	Y	472759	2	192.00	TRIM (OYSTER WHITE-122)
78	Y	472760	2	193.00	TRIM (BLUE-292)
78	Y	472761	2	193.00	TRIM (DOESKIN-592)
78	Y	472762	2	193.00	TRIM (SAFFRON-762)
78	Y	472763	2	151.00	TRIM (OYSTER WHITE-12C)
78	Y	14004647	2	208.00	TRIM, W/PAD (SILVER MET-152)
79-80	Y	14011401	2	214.00	TRIM, W/PAD (BLACK-192)
79-80	Y	14011402	2	214.00	TRIM, W/PAD (MIDNIGHT BLUE-292)
79-80	Y	14011403	2	218.00	TRIM, W/PAD (MED RED-722)
79-80	Y	14011404	2	218.00	TRIM, W/PAD (OYSTER WHT-122)
79-80	Y	14011405	2	218.00	TRIM, W/PAD (DOESKIN-592)
79	Y	14011407	2	222.00	TRIM, W/PAD (DK GREEN-492)
79	Y	14011418	2	199.00	TRIM, W/PAD (MID BLUE-29C)
79	Y	14011419	2	199.00	TRIM, W/PAD (OYSTER WHT-12C)
79	Y	14011420	2	199.00	TRIM, W/PAD (DOESKIN-59C)
80	Y	14016033	2	222.00	TRIM, W/PAD (DK CLARET-792)
80	Y	14018805	2	194.00	TRIM, W/PAD (MIDNIGHT BLUE-29C)
80	Y	14018806	2	194.00	TRIM, W/PAD (OYSTER-12C)
80	Y	14018807	2	194.00	TRIM, W/PAD (DOESKIN-59C)
80	Y	14018811	2	194.00	TRIM, W/PAD (DK CLARET-79C)
81	Y	14028499	2	167.00	TRIM, W/PAD (BLACK-19C) (CLOTH)
81	Y	14028500	2	167.00	TRIM, W/PAD (MED DOESKIN-64C) (CLOTH)

INTERIOR TRIM-SEAT BELTS

14.800		TRIM , Front Seat Back and Back of Back			(Con't)
81	Y	14028501	2	167.00	TRIM, W/PAD (MED CINNABAR-67C) (CLOTH)
81	Y	14028502	2	167.00	TRIM, W/PAD (DK BLUE-29C) (CLOTH)
81	Y	14028513	2	233.00	TRIM, W/PAD (SILVER MET-152) (LEATHER)
81	Y	14028515	2	233.00	TRIM, W/PAD (MED DOESKIN-642) (LEATHER)
81	Y	14028516	2	233.00	TRIM, W/PAD (MED RED-752) (LEATHER)
81	Y	14028517	2	233.00	TRIM, W/PAD (MED CINNABAR-672) (LEATHER)
81	Y	14038207	1	225.00	TRIM, W/PAD (BLACK-192) (LEATHER)
81	Y	14041069	2	149.00	TRIM, W/PAD ST BK CUSH (SLATE-13C) (CLOTH)
81	Y	14041070	2	149.00	TRIM, W/PAD ST BK CUSH (DK RED-74C) (CLOTH)
81	Y	14041139	2	194.00	TRIM, W/PAD (SLATE-132) (LEATHER)
81	Y	14041140	2	194.00	TRIM, W/PAD ST BK CUSH (CHARCOAL-182) (LEATHER)
81	Y	14041141	2	194.00	TRIM, W/PAD ST BK CUSH (DK RED 742) (LEATHER)
81	Y (EXC Z05)	14038208	1	226.00	TRIM, W/PAD (MIDNIGHT BLUE-292) (LEATHER)
82	Y07	14042159	2	252.00	TRIM, W/PAD,LEA SEAT BK CUSH(MET BEIGE)
82	Y87	14028500	2	167.00	TRIM, W/PAD (MED DOESKIN-64C) (CLOTH)
82	Y87	14028515	2	233.00	TRIM, W/PAD (MED DOESKIN-642) (LEATHER)
82	Y87	14041069	2	149.00	TRIM, W/PAD (SLATE-13C) (CLOTH)
82	Y87	14041070	2	149.00	TRIM, W/PAD (DK RED-74C) (CLOTH)
82	Y87	14041139	2	194.00	TRIM, W/PAD (SLATE-132) (LEATHER)
82	Y87	14041140	2	194.00	TRIM, W/PAD (CHARCOAL-182) (LEATHER)
82	Y87	14041141	2	194.00	TRIM, W/PAD (DK RED-742) (LEATHER)
82	Y87	14042156	2	161.00	TRIM, W/PAD,SEAT BK CUSH(DK BLUE)
82	Y87	14042157	1	194.00	TRIM, W/PAD ST BK CUSH (DK BLUE 222 LEATHER)
82	Y87	14042158	1	194.00	TRIM, W/PAD ST BK CUSH (SILVER GREEN 402 LEATHER)
14.802		PAD, Front Seat Back			
76-78	Y	368660	2	44.50	PAD, FOAM
14.804		INSERT, Seats and Trim Pads			
70-75	Y	3995087	LH	3.40	INSERT, ST BK FRAME
14.818		CLIP-MOLDING, Front Seat Side Trim			
65-75	Y	3869582	26	.31	CLIP, ST BK CUSH TR
56-62	Y	3725610	RH	8.10	MOLDING, ST SEP COMPT DR
14.875		BOLT-BOOT-BRACKET-BUZZER-CABLE-CLIP-CONTAINER- COVER-GROMMET-GUIDE-HARNES-HARNES KIT-PLATE-PLUG-REINFORCEMENT-RETAINER-SPACER, Seat Belt			
NOTE: FOR SEAT BELTS SEE CHARTS AT END OF GROUP 14.000.					
63-68	Y W/SHLDR. HARN.	3797466	4	1.10	BOLT, ST BELT TO FLOOR (7/16"-20 X 7/8")
69-74	Y	3956042	2	1.10	BOLT, SHLDR HARN ANCHOR PLT REINF
70-77	Y	3977719	2	1.20	BOLT, SHLDR HARN BOOT RETR
73-74	Y	3996889	2	.40	BOLT, ST LAP BELT MT PLT
74-77	Y	342221	2	2.00	BOLT, SHLDR HARN, SHLDR STRAP GUIDE
75-77	Y	355344	2	2.10	BOLT, ST LAP BELT MT PLT SHLDR STRAP GUIDE (1/2-13)
78-82	Y	1712155	4	2.00	BOLT, ST LAP BELT MT PLT
78-79	Y	1712156	AR	1.65	BOLT, FRT ST BELT
78-82	Y	20227973	2	.78	BOLT, SHLDR HARN RETR
80-81	Y	1712156	AR	1.65	BOLT, CTR SEAT BELT
70-75	Y	333529	2	1.65	BOOT, SHLDR HARN (PAINT AS REQD.)
74-78	Y	345193	2	3.90	BOOT, LAP BELT AND SHLDR HARN BUCKLE (BLACK)
74-78	Y	345194	2	1.85	BOOT, LAP BELT AND SHLDR HARN UPR (BLACK)
74-75	Y	339734	1	3.40	BRACKET, ST BELT CABLE
72	Y	6262663	1	6.05	BUZZER, ST BELT WARNING (2.195)
73	Y	6270699	1	6.05	BUZZER, ST BELT WARNING (2.195)

INTERIOR TRIM-SEAT BELTS

14.875 BOLT-BOOT-BRACKET-BUZZER-CABLE-CLIP-CONTAINER- COVER- GROMMET-GUIDE-HARNESS-HARNESS KIT-PLATE-PLUG- REINFORCEMENT-RETAINER-SPACER, Seat Belt (Con't)

74	Y	6258257	1	6.85	BUZZER, ST BELT WARNING (9.765)
70-74	Y	3977713	1	10.70	CABLE, ST BELT INR
75-76	Y	359601	1	11.55	CABLE, ST BELT INR
74-77	Y	9729050	2	.33	CLIP, FRT ST SHLDR STRAP (PLASTIC)
67-69	Y W/DLX. SHLDR. HARN.	3983187	1	2.75	CONTAINER, SHLDR HARN BUCKLE (PAINT TO MATCH)
72-73	Y	333533	LH	5.50	COVER, ST BELT RETRACTOR
74	Y	339199	LH	5.50	COVER, ST BELT RETRACTOR
74	Y	339200	RH	5.50	COVER, ST BELT RETRACTOR
75	Y	345451	LH	5.50	COVER, ST BELT RETRACTOR
75	Y	345452	RH	5.50	COVER, ST BELT RETRACTOR
76-77	Y	362973	LH	5.60	COVER, ST BELT RETRACTOR
76-77	Y	362974	RH	5.60	COVER, ST BELT RETRACTOR
78-82	Y	472704	2	.45	GROMMET, SHLDR BELT FEED THRU (PAINT TO MATCH)
72-74	Y	3996874	2	4.70	GUIDE, ST BELT
75-77	Y	345455	2	4.40	GUIDE, ST BELT
79	Y	14008867	LH	79.50	HARNESS, LAP & SHLDR BELT (DK GREEN-491)
79	Y	14008868	RH	79.50	HARNESS, LAP & SHLDR BELT (DK GREEN-491)
81	Y	14002451	LH	78.75	HARNESS, LAP BELT & SHLDR (SMK GRAY-151)
81	Y	14002452	RH	66.25	HARNESS, LAP BELT & SHLDR (SMK GRAY-151)
78-80	Y	475441	LH	56.50	HARNESS KIT, LAP & SHLDR BELT (LATCH END) (BLACK-191)
78-80	Y	475443	LH	66.00	HARNESS KIT, LAP & SHLDR BELT (LATCH END) (MED. RED-721)
78-80	Y	475444	RH	66.00	HARNESS KIT, LAP & SHLDR BELT (LATCH END) (MED. RED-721)
78-80	Y	475447	LH	66.00	HARNESS KIT, LAP & SHLDR BELT (LATCH END) (OYSTER WHITE-121)
78-80	Y	475448	RH	66.00	HARNESS KIT, LAP & SHLDR BELT (LATCH END) (OYSTER WHITE-121)
78-80	Y	475450	RH	56.50	HARNESS KIT, LAP & SHLDR BELT (LATCH END) (MID BLUE-291)
78-80	Y	475451	LH	66.00	HARNESS KIT, LAP & SHLDR BELT (LATCH END) (DOESKIN-591)
78-80	Y	475452	RH	66.00	HARNESS KIT, LAP & SHLDR BELT (LATCH END) (DOESKIN-591)
78-80	Y	14029862	RH	79.50	HARNESS KIT, LAP & SHLDR BELT (LATCH END) (BLACK-191)
78-81	Y	14029863	LH	79.50	HARNESS KIT, LAP & SHLDR BELT (LATCH END) (MID BLUE-291)
81	Y	14029861	LH	79.50	HARNESS KIT, LAP & SHLDR BELT (LATCH END) (BLACK-191)
81	Y	14029862	RH	79.50	HARNESS KIT, LAP & SHLDR BELT (LATCH END) (BLACK-191)
81	Y	14029864	RH	79.50	HARNESS KIT, LAP & SHLDR BELT (LATCH END) (MID BLUE-291)
81	Y	14029865	LH	79.50	HARNESS KIT, LAP & SHLDR BELT (SILVER MET-151)
81	Y	14029866	RH	79.50	HARNESS KIT, LAP & SHLDR BELT (SILVER MET-151)
81	Y	14029869	LH	79.50	HARNESS KIT, LAP & SHLDR BELT (MED DOESKIN-641)
81	Y	14029870	RH	79.50	HARNESS KIT, LAP & SHLDR BELT (MED DOESKIN-641)
81	Y	14029871	LH	79.50	HARNESS KIT, LAP & SHLDR BELT (MED RED-751)
81	Y	14029872	RH	79.50	HARNESS KIT, LAP & SHLDR BELT (MED RED-751)
81	Y	14029873	LH	79.50	HARNESS KIT, LAP & SHLDR BELT (MED CINNABAR-671)
81	Y	14029874	RH	79.50	HARNESS KIT, LAP & SHLDR BELT (MED CINNABAR-671)
82	Y87	14029869	LH	79.50	HARNESS KIT, LAP & SHLDR BELT (MED DOESKIN-641)
70-74	Y	3977715	1	8.85	PLATE, ST BELT MT INR
75-76	Y	345449	2	.44	PLATE, ST BELT ANCHOR RETR CVR
75	Y	345453	LH	5.25	PLATE, ST BELT ANCHOR
75	Y	345454	RH	5.25	PLATE, ST BELT ANCHOR

INTERIOR TRIM-SEAT BELTS

14.875 BOLT-BOOT-BRACKET-BUZZER-CABLE-CLIP-CONTAINER- COVER- GROMMET-GUIDE-HARNESS-HARNESS KIT-PLATE-PLUG- REINFORCEMENT-RETAINER-SPACER, Seat Belt (Con't)					
75-76	Y	355391	1	23.85	PLATE, ST BELT MT INR
78-82	Y	376659	4	2.10	PLATE, ST BELT RETR ANCHOR
69-72	Y67	3930651	2	.70	PLUG, SHLDR HARN ANCHOR PLT REINF (16.714)
75-76	Y	1731168	2	.36	PLUG, ST BELT SLEV
68-69	Y	3952487	LH	2.25	REINFORCEMENT, ST BELT
70-74	Y	3966707	LH	2.25	REINFORCEMENT, SHLDR HARN ANCHOR PLT
67	Y	3897381	1	9.10	RETAINER, ST BELT STOWAGE
75-77	Y	1668380	2	.36	RETAINER, FRT ST SHLDR STRAP FRT CLIP
72-75	Y	342222	2	1.20	SPACER, ST BELT RETR
76-77	Y	368661	2	1.25	SPACER, ST LAP BELT RETR
78-79	Y	1705723	2	.33	SPACER, ST BELT ANCHOR TO FLR
14.880 TRIM , Front Seat Cushion					
73-74	Y	333357	2	137.00	TRIM (BLACK-404) (LEATHER)
73-75	Y	334715	2	74.25	TRIM (MED SADDLE-415) (VINYL)
73-75	Y	345442	2	156.00	TRIM (SADDLE) (LEATHER)
74-75	Y	341657	2	156.00	TRIM (SILVER-407) (LEATHER)
75	Y	355404	2	156.00	TRIM (SADDLE-652) (VINYL LEATHER)
76-77	Y	368623	2	156.00	TRIM (BUCKSKIN-642)
76-77	Y (EXC. CUSTOM INTERIOR)	368621	2	156.00	TRIM (SMOKE GRAY-152)
76	Y (EXC. CUSTOM INTERIOR)	368624	2	156.00	TRIM (DK BROWN-692)
76	Y (EXC. CUSTOM INTERIOR)	368625	2	156.00	TRIM (FIRETHORN-712)
76	Y (EXC. CUSTOM INTERIOR)	368652	2	156.00	TRIM (BLACK-192)
76-77	Y W/CUSTOM INTERIOR	368626	2	156.00	TRIM (WHITE-152, 192, 322, 692, 712)
77-78	Y	368624	2	156.00	TRIM (DK BROWN-692)
77-78	Y	368652	2	156.00	TRIM (BLACK-192)
77-78	Y	460959	2	123.00	TRIM (MED RED-72C)
77	Y (EXC. CUSTOM INTERIOR)	460948	2	156.00	TRIM (DK BLUE-272)
77	Y (EXC. CUSTOM INTERIOR)	460949	2	156.00	TRIM (MED RED-722)
77	Y (EXC. CUSTOM INTERIOR)	460954	2	122.00	TRIM (SMOKE GRAY-15C)
78	Y	460949	2	156.00	TRIM (MED RED-722)
78	Y	472751	2	156.00	TRIM (OYSTER WHITE-122)
78	Y	472752	2	156.00	TRIM (BLUE-292)
78	Y	472753	2	156.00	TRIM (DOESKIN-592)
78	Y	472754	2	156.00	TRIM (SAFFRON-762)
78	Y	14004645	2	281.00	TRIM, W/PAD (SILVER MET-152)
79	Y	476290	2	251.00	TRIM, W/PAD (MID BLUE-29C)
79	Y	476295	2	294.00	TRIM, W/PAD (DK GREEN-492)
79-80	Y	14011408	2	222.00	TRIM, W/PAD (BLACK-192)
79-80	Y	14011409	2	297.00	TRIM, W/PAD (MID BLUE-292)
79-80	Y	14011410	2	298.00	TRIM, W/PAD (MED RED-722)
79-80	Y	14011411	2	297.00	TRIM, W/PAD (OYSTER WHT-122)
79-80	Y	14011412	2	297.00	TRIM, W/PAD (DOESKIN-592)
79	Y	14011426	2	251.00	TRIM, W/PAD (OYSTER WHT-12C)
79	Y	14011427	2	251.00	TRIM, W/PAD (DOESKIN-59C)
79	Y	14011428	2	251.00	TRIM, W/PAD (DK GREEN-49C)
80	Y	14016034	2	312.00	TRIM, W/PAD (DK CLARET-792)
80	Y	14018812	2	219.00	TRIM, W/PAD (DK BLUE-29C)
80	Y	14018813	2	219.00	TRIM, W/PAD (OYSTER-12C)
80	Y	14018814	2	219.00	TRIM, W/PAD (DOESKIN-59C)
80	Y	14018836	2	221.00	TRIM, W/PAD (DK CLARET-79C)
81	Y	14018926	2	325.00	TRIM, W/PAD (BLACK-192) (LEATHER)
81	Y	14028503	2	228.00	TRIM, W/PAD (BLACK-19C) (CLOTH)
81	Y	14028505	2	228.00	TRIM, W/PAD (MED CINNABAR-67C) (CLOTH)
81	Y	14028518	2	328.00	TRIM, W/PAD (SILVER MET-152) (LEATHER)
81	Y	14028520	2	325.00	TRIM, W/PAD (MED DOESKIN-642) (LEATHER)
81	Y	14028521	2	328.00	TRIM, W/PAD (MED RED-752) (LEATHER)
81	Y	14028522	2	325.00	TRIM, W/PAD (MED CINNABAR-672) (LEATHER)
81	Y	14041071	2	275.00	TRIM, W/PAD (SLATE-132) (LEATHER)
81	Y	14041072	2	275.00	TRIM, W/PAD (CHARCOAL-182) (LEATHER)
81	Y	14041073	2	275.00	TRIM, W/PAD (DK RED-742) (LEATHER)
81	Y	14041076	2	208.00	TRIM, W/PAD (SLATE-13C) (CLOTH)
81	Y	14041077	2	214.00	TRIM, W/PAD (DK RED-74C) (CLOTH)
81	Y (EXC Z05)	14028504	2	228.00	TRIM, W/PAD (MED DOESKIN-64C) (CLOTH)

INTERIOR TRIM-SEAT BELTS

14.880		TRIM , Front Seat Cushion		(Con't)	
81	Y (EXC Z05)	14028506	2	228.00	TRIM, W/PAD (DK BLUE-29C) (CLOTH) . . .
81	Y (EXC Z05)	14028507	2	317.00	TRIM, W/PAD (DK BLUE-292) (LEATHER) .
81	Y W/Z05	14028520	2		TRIM, W/PAD (MED DOESKIN-642)
					(LEATHER)
81	Y W/Z05	14028507	2		TRIM, W/PAD (MID BLUE-292) (LEATHER)
82	Y07	14042203	2	377.00	TRIM, W/PAD,LEA SEAT CUSH(MET
					BEIGE)
82	Y87	14028504	2	228.00	TRIM, W/PAD (MED DOESKIN-64C)
					(CLOTH)
82	Y87	14028520	2	325.00	TRIM, W/PAD (MED DOESKIN-642)
					(LEATHER)
82	Y87	14041071	2	275.00	TRIM, W/PAD (SLATE-132) (LEATHER) . . .
82	Y87	14041072	2	275.00	TRIM, W/PAD (CHARCOAL-182)
					(LEATHER)
82	Y87	14041073	2	275.00	TRIM, W/PAD (DK RED-742) (LEATHER) . .
82	Y87	14041076	2	208.00	TRIM, W/PAD (SLATE-13C) (CLOTH)
82	Y87	14041077	2	214.00	TRIM, W/PAD (DK RED-74C) (CLOTH) . . .
82	Y87	14042160	2	214.00	TRIM, W/PAD,SEAT CUSH(DK BLUE)
82	Y87	14042201	1	275.00	TRIM, W/PAD ST CUSH (DK BLUE 222
					LEATHER)
82	Y87	14042202	1	275.00	TRIM, W/PAD ST CUSH (SILVER GREEN
					402 LEATHER)
14.890		PAD, Front Seat Cushion			
76-78	Y	368656	2	26.50	PAD, W/SPRING

FOLDING TOP PARTS—INTERIOR TRIM

1958-1967 CORVETTE

YEAR	BLACK
58-67	3955692

1969 CORVETTE

	BLACK
L.H.	3977635*

*NOTE: To comply with legal requirements instruction sheet 3960121 MUST BE INCLUDED with each seat belt sold as a service replacement item.

1970 CORVETTE

BLACK	RED	BRIGHT BLUE	MED. SADDLE	DARK BROWN	DARK GREEN
3996627				3996631	3996632

1971 CORVETTE

BLACK	RED	DK. BRT. BLUE	DARK SADDLE	GREEN
3996627			3996634	3996635

1972 CORVETTE

BLACK	RED	DK. BRT. BLUE	DK. SADDLE
6272016	6272017		6272019

1973 CORVETTE

MED. SADDLE	BLACK	DK. OXBLOOD	MIDN. BLUE	DK. SADDLE
6258618	6258619	6258620	6258621	6258622

HARNESS ASM. — HARNESS UNIT, Shoulder

1968 CORVETTE

BLACK	MED. BRT. BLUE
3957811*	3957814*

*NOTE: To comply with legal requirements instruction sheet 3936258 MUST BE INCLUDED with each harness asm. sold as a service replacement item.

1970 CORVETTE

BLACK	RED	MED. BLUE	MED. SADDLE	DARK BROWN	DARK GREEN
	6272022		3988904		

FOLDING TOP PARTS—INTERIOR TRIM

1971 CORVETTE

BLACK	RED	BRIGHT BLUE	DARK GREEN
6258623	6272022	6272023	

1972 CORVETTE

BLACK	RED	BRIGHT BLUE	DARK SADDLE
6258623	6272022	6272023	6272024

1973 CORVETTE

BLACK	OXBLOOD	MIDN. BLUE	DK. SADDLE	MED. SADDLE
6258623	6258624	6258625	6258626	6258627

1974 CORVETTE

	Seat Belt	Units	Harness Units Shoulder	Harness Units Seat Belt & Shoulder	Harness Units Seat Belt & Shoulder
	Latch End	Buckle End		(L.H.) Latch End	(R.H.) Latch End
Black	344437	344458	344443	345157	345158
Med. Blue	344439		344445	345159	
Saddle	344440	344461	344446	345163	345164
Neutral	344441		344447	345167	345168
Silver	344442		344448	345165	345166
Oxblood	344438		344444	345161	345162

1975 CORVETTE

	Seat Belt	Units	Harness Units Shoulder	Harness Units Seat Belt & Shoulder	Harness Units Seat Belt & Shoulder
	Latch End	Buckle End		(R.H.) Latch End	(L.H.) Latch End
Black	357201	356881	357213	376812	356855
Mid. Blue	357202		357214	356858	356857
Med. Saddle	357204		357216	356862	356861
Lgt. Neutral	357206		357218	356866	356865
Silver	357205		357217	356864	356863
Dk. Oxblood	357203		357215	356860	356859

1976 CORVETTE

Color	Harness Unit	Harness Unit	Buckle End	Buckle End
	(RH) Latch End	(L.H.) Latch End		
Gray	376816	463763	(R.H.) 464001	(L.H.) 376783
Black	376812	376811	376782	376781
Blue-Green	376818	376817		
Dk. Brown	376824	376823		
Buckskin				464005
Firethorn	376826	376825		

FOLDING TOP PARTS—INTERIOR TRIM

1977 CORVETTE (EXC. ZJ1)

Color	Harness Unit	Harness Unit	Buckle End	Buckle End
	(RH)	(L.H.)		
	Latch End	Latch End	(R.H.)	(L.H.)
Gray	463764	463763		
Black	463762	463761		464001
Dk. Blue	463770	463769		
Dk. Brown	463768	463767		
Buckskin	463766	463765		464005
Med. Red	463772	463771		

1977 CORVETTE (W/ZJ1)

Color	Harness Unit	Harness Unit	Buckle End	Buckle End
	(RH)	(L.H.)		
	Latch End	Latch End	(R.H.)	(L.H.)
Gray	465338	463763		
Blue	463770	463769		
Buckskin	463766			
(Med. Red)		463771		

1978 CORVETTE

Color	Harness Kit	Harness Kit	Buckle End
	(RH)	(L.H.)	(R.H. & L.H.)*
Black (19l)	475442	14029861	14029861
Red (72l)	475444	475443	475473
Saffron (76l)	475446	475445	475475
Oyster White (12l)	475448	475447	475476
Blue (29l)	14029864	14029863	14029863
Doeskin (59l)	475452	475451	475480
Dk. Brown (69l)	475454	475453	475483
Smoke Gray (15l) w/Z78	14002452	14002451	—

*Remove wiring for R.H. installation.

1979-80 CORVETTE

Color	Harness Kit	Harness Kit	Buckle End
	(R.H.)	(L.H.)	(R.H. & L.H.)*
Black (19l)	475442	475441	475471
Red (72l)	475444	475443	475473
Oyster White (12l)	475448	475447	475476
Blue (29l)	475450	475449	475479
Doeskin (59l)	475452	475451	475480
Dk Green (49l) (1979 Only)	14008868	14008867	—
Dk Claret (79l) (1980 Only)	14022208	14022207	**

*Remove wiring for R.H. installation.

** Included in the Harness.

FOLDING TOP PARTS—INTERIOR TRIM

1981 CORVETTE

Color	Harness Kit	Harness Kit	Buckle End
	(RH)	(LH)	(RH & LH)*
Black (19)	475442	14029861	14029861
Blue (29)	14029864	14029863	14029863
Smoke Gray (15)	14002452	14002451	**
Med. Doeskin (64)	14029870	14029869	**
Med. Red (75)	14029872	14029871	**
Med. Cinnabar (67)	14029874	14029873	**
Slate (13)	14044906	14044905	**
Charcoal (18)	14044908	14044907	**
Dark Red (74)	14044910	14044909	**

*Remove Wiring for R.H. Installation

**Included in Harness

1982 CORVETTE

Color	Harness Kit	Harness Kit	Buckle End
	(RH)	(H)	
Med. Doeskin (64)	14029870	14029869	**
Slate (13)	14044906	14044905	**
Charcoal (18)	14044908	14044907	**
Dark Red (74)	14044910	14044909	**
Beige (59)	14045036	14045035	**
Dark Blue (22)	14045038	14045037	**
Silver Green (40)	14045040	14045039	**

**Included in Harness



CHEVROLET BODY GROUP 15.000



REAR SEAT TRIM — CARPETS — YARDAGE

ALPHABETICAL INDEX

B		PANEL , Rear Quarter	15.100
		PANEL, Rear Quarter Trim Pad	15.101
BINDING , Carpet	15.294	R	
BINDING, Rear Floor	15.306		
C		RETAINER, Rear Quarter	15.100
CARPET , Front Floor	15.286	W	
CARPET MATERIAL , Yardage	15.512		
CARPET , Rear Floor	15.306	WINDLACE , Carpet	15.294
CARPET , Yardage	15.512		
COVER, Rear Compartment	15.222		
E			
EXTENSION, Rear Quarter	15.100		
EYELET, Wheelhouse Cover	15.099		
F			
FASTENER, Instrument Panel	15.280		
H			
HOOK , Coat	15.388		
I			
INSERT, Rear Quarter	15.100		
INSULATION, Floor Pan	15.492		
INSULATOR, Floor Pan	15.492		
INSULATOR, Instrument Panel	15.280		
M			
MAT, Front Floor	15.286		
MAT, Instrument Panel	15.280		
MAT , Rear Compartment	15.222		
P			
PANEL, Rear Compartment	15.222		

[illegible]

REAR SEAT TRIM-CARPETS-YARDAGE

15.099 EYELET, Wheelhouse Cover

63-64 Y37 4592059 2 .30 EYELET, TR CVR (14.683)

15.100 EXTENSION-INSERT-PANEL-RETAINER, Rear Quarter

NOTE: IT MAY BE NECESSARY TO PUNCH HOLES IN TRIM TO INSURE PROPER FIT.
NOTE 1: PAINT TO MATCH.

74-77 Y37	339129 LH	3.35	EXTENSION, TR PNL
74-77 Y37	339130 RH	3.35	EXTENSION, TR PNL
74-77 Y37	342270 RH	.89	INSERT, TR PNL EXT
68-73 Y67	333338 RH	80.75	PANEL (BLACK) (NOTE 1)
69-73 Y37	333333 LH	108.00	PANEL, (NOTE 1)
69-73 Y37	333334 RH	108.00	PANEL, (NOTE 1)
70-73 Y67	333337 LH	80.75	PANEL (BLACK) (NOTE 1)
74-77 Y37	342245 LH	108.00	PANEL, (NOTE 1)
74-77 Y37	342246 RH	108.00	PANEL, (NOTE 1)
74-75 Y67	339127 LH	68.25	PANEL, (NOTE 1)
74-75 Y67	339128 RH	68.25	PANEL, (NOTE 1)
68-77 Y	3930917 LH	3.30	RETAINER, TR PNL LWR
68-77 Y	3930918 RH	3.30	RETAINER, TR PNL LWR
68-77 Y37	3930915 LH	2.00	RETAINER, TR PNL UPR
68-77 Y37	3930916 RH	2.00	RETAINER, TR PNL UPR
68-75 Y67	3976309 LH	2.00	RETAINER, TR PNL UPR
68-75 Y67	3976310 RH	2.00	RETAINER, TR PNL UPR
70-75 Y67	3974006 2	.44	RETAINER, TR PNL UPR
74-77 Y37	342267 2	.49	RETAINER, TR PNL UPR

15.101 PANEL, Rear Quarter Trim Pad

61-62 Y (EXC. FLDG. TOP HYD.) 3779068 1 4.70 PANEL, RR COMPT DIVISION (BLACK)
(PAINT TO MATCH)

15.222 COVER-MAT-PANEL, Rear Compartment

NOTE 1: PAINT TO MATCH.

78-81 Y	461142 1	134.00	COVER, W/BRKT, LUG SHADE
78-81 Y	472715 1	117.00	COVER, LUG SHADE (LESS BRKT, HDL, RET)
61-62 Y	3782772 1	32.25	MAT (BLACK)
61-62 Y	3783835 1	30.50	MAT (RED)
78-81 Y (EXC DUAL RR SPKR)	475433 LH	1.65	PANEL, RR COMPT CLOSEOUT (NOTE 1)
78-81 Y (EXC DUAL RR SPKR)	475434 RH	1.65	PANEL, RR COMPT CLOSEOUT (NOTE 1)
82 Y87 (EXC DUAL RR SPKR)	475433 LH	1.65	PANEL, RR COMPT CLOSEOUT (NOTE 1)
82 Y87 (EXC DUAL RR SPKR)	475434 RH	1.65	PANEL, RR COMPT CLOSEOUT (NOTE 1)

15.280 FASTENER-INSULATOR-MAT, Instrument Panel

76-77 Y	3764424 3	.47	FASTENER, DASH PNL MAT (6.758)
77 Y	3730562 3	.27	FASTENER, RR FLOOR CPT
68-75 Y	333565 LH	1.10	INSULATOR, PLENUM PNL
68-82 Y	333566 RH	4.55	INSULATOR, PLENUM PNL
76-82 Y	359605 LH	1.95	INSULATOR, PLENUM PNL
76-82 Y	355388 1	41.00	MAT, DASH PNL

15.286 CARPET-CRPET-MAT, Front Floor

NOTE: WHEN USING PARTS ON CONVENTIONAL TRANSMISSION MODELS WITHOUT SUSPENDED PEDALS, IT WILL BE NECESSARY TO CUT A HOLE FOR CLUTCH PEDAL.

70-72 Y	3977845 LH	113.00	CARPET (BLACK) (DELUXE)
73-74 Y	347840 RH	72.00	CARPET (BLACK-400) (LOOP PILE)
73-75 Y	347969 LH	117.00	CARPET (BLACK-192, 404) (CUT PILE)
73-75 Y	347976 RH	89.00	CARPET (BLACK-192, 404) (CUT PILE)
73-77 Y	458341 LH	84.25	CARPET (BUCKSKIN-641) (CUT PILE)
73-77 Y	458380 RH	82.00	CARPET (BUCKSKIN-641) (CUT PILE)
74 Y	347843 LH	91.00	CARPET (SILVER-14V, 406) (LOOP PILE)
74-75 Y	9634074 AR	31.50	CARPET (MED SADDLE) (TIFFANY) (CUT PILE) (15.512)
75-76 Y	367605 LH	78.75	CARPET (BLACK)
75-77 Y	367606 RH	69.75	CARPET (BLACK-19V) (LOOP PILE)
76-77 Y	367678 RH	74.50	CARPET (BLACK-192)
76 Y	367689 LH	74.50	CARPET (SADDLE-64V)
76 Y	367690 RH	69.75	CARPET (SADDLE-64V)
76 Y	367691 LH	82.75	CARPET (SADDLE-642)
76 Y	367692 RH	74.50	CARPET (SADDLE-642)
76-77 Y	367696 RH	74.50	CARPET (BROWN-692)
76 Y	367697 LH	78.75	CARPET (FIRETHORN-71V)
76 Y	367698 RH	69.75	CARPET (FIRETHORN-71V)
76 Y	367699 LH	82.75	CARPET (FIRETHORN-712)
76 Y	367700 RH	74.50	CARPET (FIRETHORN-712)
76-77 Y	458333 LH	84.25	CARPET (BLACK) (CUT PILE)
76-77 Y	458343 LH	40.75	CARPET (BROWN) (CUT PILE)

REAR SEAT TRIM-CARPETS-YARDAGE

15.286		CARPET -CRPET-MAT, Front Floor		(Con't)	
76	Y (1ST DESIGN)	379945	LH	82.75	CARPET (STEEL GRAY)
76	Y (2ND DESIGN)	9634074	AR	31.50	CARPET (MED SADDLE) (TIFFANY) (CUT PILE) (15.512)
77	Y	458335	LH	84.50	CARPET (SMOKE GRAY) (CUT PILE)
77	Y	458337	LH	84.50	CARPET (DK BLUE) (CUT PILE)
77	Y	458347	LH	84.50	CARPET (MED RED) (CUT PILE)
77	Y	458370	RH	82.00	CARPET (DK BLUE)
77	Y	458374	RH	82.00	CARPET (MED RED)
77	Y	458376	RH	82.00	CARPET (SMOKE GRAY)
77	Y	9634074	AR	31.50	CARPET (MED SADDLE) (TIFFANY) (CUT PILE) (15.512)
78-80	Y	470663	LH	74.50	CARPET (BLACK) (CUT PILE)
78-81	Y	470664	RH	68.25	CARPET (BLACK) (CUT PILE)
78-80	Y	470665	LH	74.50	CARPET (MED RED) (CUT PILE)
78-80	Y	470666	RH	68.25	CARPET (MED RED) (CUT PILE)
78	Y	470667	LH	74.50	CARPET (SAFFRON) (CUT PILE)
78	Y	470668	RH	68.25	CARPET (SAFFRON) (CUT PILE)
78	Y	470669	LH	74.50	CARPET (LGT GRAY) (CUT PILE)
78	Y	470670	RH	68.25	CARPET (LGT GRAY) (CUT PILE)
78-80	Y	470671	LH	74.50	CARPET (MID BLUE) (CUT PILE)
78-81	Y	470672	RH	68.25	CARPET (MID BLUE) (CUT PILE)
78	Y	470673	LH	74.50	CARPET (DOESKIN) (CUT PILE)
78	Y	470674	RH	68.25	CARPET (DOESKIN) (CUT PILE)
78-79	Y	470675	LH	74.50	CARPET (DK BROWN) (CUT PILE)
78-79	Y	470676	RH	68.25	CARPET (DK BROWN) (CUT PILE)
78	Y W/Z78	14004631	LH	72.00	CARPET (SMOKE GRAY) (CUT PILE)
78	Y W/Z78	14004632	RH	66.50	CARPET (SMOKE GRAY) (CUT PILE)
79	Y	14006909	LH	68.75	CARPET (DK GREEN) (CUT PILE)
79	Y	14006910	RH	58.50	CARPET (DK GREEN) (CUT PILE)
79-80	Y	14011437	LH	67.25	CARPET (DK GRAY) (CUT PILE)
79-80	Y	14011438	RH	68.75	CARPET (DK GRAY) (CUT PILE)
79-80	Y	14011439	LH	68.75	CARPET (MED SADDLE) (CUT PILE)
79-80	Y	14011440	RH	58.50	CARPET (MED SADDLE) (CUT PILE)
80	Y	14016022	RH	63.50	CARPET (DK CLARET) (CUT PILE)
81	Y	14018991	LH	88.00	CARPET, FRT FLR (SILVER MET)
81	Y	14018992	RH	70.50	CARPET, FRT FLR (SILVER MET)
81	Y	14018995	LH	88.00	CARPET, FRT FLR (MED DOESKIN)
81	Y	14018996	RH	70.50	CARPET, FRT FLR (MED DOESKIN)
81	Y	14018997	LH	88.00	CARPET, FRT FLR (MED RED)
81	Y	14018998	RH	70.50	CARPET, FRT FLR (MED RED)
81	Y	14018999	LH	88.00	CARPET, FRT FLR (MED CINNABAR)
81	Y	14019000	RH	70.50	CARPET, FRT FLR (MED CINNABAR)
81	Y	14023501	LH	88.00	CARPET, FRT FLR (BLACK)
81	Y	14023503	LH	88.00	CARPET, FRT FLR (DK BLUE)
81	Y	14041019	LH	97.00	CARPET, FRT FLR (SLATE)
81	Y	14041020	RH	72.25	CARPET, FRT FLR (SLATE)
81	Y	14041021	LH	97.00	CARPET, FRT FLR (CHARCOAL)
81	Y	14041022	RH	70.25	CARPET, FRT FLR (CHARCOAL)
81	Y	14041023	LH	94.25	CARPET, FRT FLR (DK RED)
81	Y	14041024	RH	70.25	CARPET, FRT FLR (CARMINE)
81	Y (1ST DES)	470663	LH	74.50	CARPET, FRT FLR (BLACK) (LESS SLIT AT REAR CPT)
81	Y (2ND DES)	14023501	LH	88.00	CARPET, FRT FLR (BLACK) (INCL SLIT AT REAR CPT)
82	Y07	14041167	LH	181.00	CARPET, FRT FLR (BEIGE MET)
82	Y07	14041168	RH	165.00	CARPET, FRT FLR (BEIGE MET)
82	Y87	14018995	LH	88.00	CARPET, FRT FLR (MED DOESKIN)
82	Y87	14018996	RH	70.50	CARPET, FRT FLR (MED DOESKIN)
82	Y87	14041019	LH	97.00	CARPET, FRT FLR (SLATE)
82	Y87	14041020	RH	72.25	CARPET, FRT FLR (SLATE)
82	Y87	14041021	LH	97.00	CARPET, FRT FLR (CHARCOAL)
82	Y87	14041022	RH	70.25	CARPET, FRT FLR (CHARCOAL)
82	Y87	14041023	LH	94.25	CARPET, FRT FLR (DK RED)
82	Y87	14041024	RH	70.25	CARPET, FRT FLR (CARMINE)
82	Y87	14041163	LH	116.00	CARPET, FRT FLR (DK BLUE)
82	Y87	14041164	RH	101.00	CARPET, FRT FLR (DK BLUE)
82	Y87	14041165	LH	116.00	CARPET, FRT FLR (SILVER GREEN)
82	Y87	14041166	RH	101.00	CARPET, FRT FLR (SILVER GREEN)
80	Y	14016181	LH	76.50	CRPET (DK CLARET) (CUT PILE)
79-81	Y	14016081	LH	12.90	MAT, FRT FLR (BLACK)
79-81	Y	14016082	RH	12.90	MAT, FRT FLR (BLACK)
79-80	Y	14016083	LH	12.90	MAT, FRT FLR (MED RED)
79-80	Y	14016084	RH	12.90	MAT, FRT FLR (MED RED)
79	Y	14016085	LH	12.90	MAT, FRT FLR (DK GREEN)
79	Y	14016086	RH	12.90	MAT, FRT FLR (DK GREEN)

REAR SEAT TRIM-CARPETS-YARDAGE

15.286		CARPET -CRPET-MAT, Front Floor		(Con't)
79-80	Y	14016087	LH	12.90 MAT, FRT FLR (MED SADDLE)
79-80	Y	14016088	RH	12.90 MAT, FRT FLR (MED SADDLE)
79-81	Y	14016089	LH	12.90 MAT, FRT FLR (MID BLUE)
79-81	Y	14016090	RH	12.90 MAT, FRT FLR (MID BLUE)
79-80	Y	14016091	LH	12.90 MAT, FRT FLR (DK GRAY)
79-80	Y	14016092	RH	12.90 MAT, FRT FLR (DK GRAY)
80	Y	14016093	LH	12.90 MAT, FRT FLR (DK CLARET)
80	Y	14016094	RH	12.90 MAT, FRT FLR (DK CLARET)
81	Y	14023541	LH	32.75 MAT, FRT FLR (SILVER MET)
81	Y	14023542	RH	32.75 MAT, FRT FLR (SILVER MET)
81	Y	14023543	LH	28.75 MAT, FRT FLR (LT SANDSTONE)
81	Y	14023544	RH	28.75 MAT, FRT FLR (LT SANDSTONE)
81	Y	14023545	LH	32.75 MAT, FRT FLR (MED DOESKIN)
81	Y	14023546	RH	32.75 MAT, FRT FLR (MED DOESKIN)
81	Y	14023547	LH	32.75 MAT, FRT FLR (MED RED)
81	Y	14023548	RH	32.75 MAT, FRT FLR (MED RED)
81	Y	14023549	LH	32.75 MAT, FRT FLR (MED CINNABAR)
81	Y	14023550	RH	32.75 MAT, FRT FLR (MED CINNABAR)
81	Y	14041097	LH	34.25 MAT, FRT FLR (SLATE)
81	Y	14041098	RH	34.25 MAT, FRT FLR (SLATE)
81	Y	14041105	LH	34.25 MAT, FRT FLR (CHARCOAL)
81	Y	14041106	RH	34.25 MAT, FRT FLR (CHARCOAL)
81	Y	14041107	LH	34.25 MAT, FRT FLR (DK RED)
81	Y	14041108	RH	34.25 MAT, FRT FLR (DK RED)
82	Y(07)	14041177	LH	50.25 MAT, FRT FLR(BEIGE MET)
82	Y(07)	14041178	RH	50.25 MAT, FRT FLR(BEIGE MET)
82	Y87	14023545	LH	32.75 MAT, FRT FLR (MED DOESKIN)
82	Y87	14023546	RH	32.75 MAT, FRT FLR (MED DOESKIN)
82	Y87	14041097	LH	34.25 MAT, FRT FLR (SLATE)
82	Y87	14041098	RH	34.25 MAT, FRT FLR (SLATE)
82	Y87	14041105	LH	34.25 MAT, FRT FLR (CHARCOAL)
82	Y87	14041106	RH	34.25 MAT, FRT FLR (CHARCOAL)
82	Y87	14041107	LH	34.25 MAT, FRT FLR (DK RED)
82	Y87	14041108	RH	34.25 MAT, FRT FLR (DK RED)
82	Y87	14041173	LH	34.25 MAT, FRT FLR(DK BLUE)
82	Y87	14041174	RH	34.25 MAT, FRT FLR(DK BLUE)
82	Y87	14041175	LH	34.25 MAT, FRT FLR(SILVER GREEN)
82	Y87	14041176	RH	34.25 MAT, FRT FLR(SILVER GREEN)

15.294		BINDING -WINDLACE , Carpet		
63-81	Y	9635804	AR	.30 BINDING (BLACK-400, 404)
74-76	Y	9632395	AR	.30 BINDING (SADDLE-416)
76-78	Y	372215	AR	.36 BINDING (BROWN)
77-80	Y	463243	AR	.35 BINDING (MED RED)
78-80	Y	475417	AR	.28 BINDING (LT GRAY)
78-81	Y	475418	AR	.28 BINDING (MID BLUE)
78-80	Y	475419	AR	.28 BINDING (DOESKIN)
79-80	Y	9632395	AR	.30 BINDING (SADDLE-416)
79	Y	9636743	AR	.32 BINDING (DK GRAY)
79-80	Y	9636748	AR	.32 BINDING (DK GREEN)
79-80	Y W/DUAL RR SPKR	9636743	AR	.32 BINDING (DK GRAY)
79	Y W/DUAL RR SPKR	9636748	AR	.32 BINDING (DK GREEN)
81-82	Y	9635808	AR	.30 BINDING, CARPET (DK CARMINE) (160.0 M ROLL)
81	Y	14044902	AR	.42 BINDING, CARPET (SLATE)
81-82	Y	14044903	AR	.42 BINDING, CARPET (CHARCOAL)
81	Y (EXC DUAL RR SPKR)	14029886	AR	.28 BINDING (SILVER MET)
81	Y (EXC DUAL RR SPKR)	14029888	AR	.28 BINDING (MED DOESKIN)
81	Y (EXC DUAL RR SPKR)	14029889	AR	.28 BINDING (MED RED)
81	Y (EXC DUAL RR SPKR)	14029890	AR	.28 BINDING (MED CINNABAR)
82	Y	20109479	AR	.30 BINDING (DK CARMINE) (160.0 M ROLL)
82	Y07	14048306	AR	.28 BINDING (BEIGE)
82	Y87	14048304	AR	.28 BINDING (MED GREEN)
82	Y87	14048305	AR	.28 BINDING (DK BLUE)
82	Y87	20242995	AR	BINDING (MED DOESKIN) (160.0 M ROLL)
78	Y	475420	AR	12.70 WINDLACE (BLACK)
78	Y	475422	AR	12.70 WINDLACE (SAFFRON)
78	Y	475424	AR	12.70 WINDLACE (MID BLUE)
78	Y	475425	AR	12.65 WINDLACE (DOESKIN)
78	Y W/Z78	14002365	AR	12.40 WINDLACE (SMOKE GRAY)
79	Y	14012963	AR	12.70 WINDLACE (DK GRAY)
79	Y	14012964	AR	12.70 WINDLACE (MED SADDLE)

15.306		BINDING-CARPET , Rear Floor		
81	Y	14029886	AR	.28 BINDING, CARPET (SILVER MET) (15.294)

REAR SEAT TRIM-CARPETS-YARDAGE

15.306 BINDING-CARPET , Rear Floor (Con't)			
81	Y	14029888 AR	.28 BINDING, CARPET (MED DOESKIN) (15.294)
81	Y	14029889 AR	.28 BINDING, CARPET (MED RED) (15.294)
81	Y	14029890 AR	.28 BINDING, CARPET (MED CINNABAR) (15.294)
75	Y	9632188 AR	7.95 CARPET (MID BLUE)
79-81	Y	9634072 AR	30.50 CARPET (BLACK) (TIFFANY) (15.512)
81	Y	14029884 AR	39.50 CARPET (MED RED) (15.512)
81	Y	14029885 AR	39.50 CARPET (MED CINNABAR) (15.512)
81	Y	14044901 AR	37.50 CARPET (SLATE)(15.512)
81	Y	20495429 AR	10.15 CARPET (MED DOESKIN) (15.512)

15.388 HOOK , Coat

77-81	Y	9867352 1	.86 HOOK (BLACK)
82	Y87	9867352 1	.86 HOOK (BLACK)

15.492 INSULATION-INSULATOR, Floor Pan

75	Y	362937 1	3.30 INSULATION, PAD
75-79	Y	1721689 AR	40.25 INSULATOR, FLOOR PAN (MASTIC & 3/8 AMBERLITE)
75-79	Y	1721690 AR	3.50 INSULATOR, FLOOR PAN (3/8 AMBERLITE)
78-82	Y	470682 1	16.20 INSULATOR, U/B FLOOR
78-82	Y	470684 RH	24.85 INSULATOR, U/B W/H
78-82	Y	470685 LH	6.55 INSULATOR, U/B POCKET
78-82	Y	470686 RH	6.55 INSULATOR, U/B POCKET
78-79	Y	470687 LH	3.25 INSULATOR, U/B LK PLR
78-79	Y	470688 RH	3.25 INSULATOR, U/B LK PLR
78-82	Y	14030143 LH	24.85 INSULATOR, U/B W/H

NOTE 1: ALPINE CONSTRUCTION,KNIT MATERIAL

NOTE 2: AURAY CONSTRUCTION,VELOUR MATERIAL

15.512 CARPET -CARPET MATERIAL , Yardage

NOTE: FOR CARPET/CARPET MATERIAL IDENTIFICATION, TRIANON DENOTES 12 OZ CUT PILE 1/4" T

NOTE: CARPET IDENTIFICATION

NOTE: 1) TRIANON 12 OZ CUT PILE 1/4" THICK

NOTE: 2) TIFFANY 20 OZ CUT PILE NYLON

NOTE: 3) TARA 12 OZ NEEDLED POLYPROPYLENE

NOTE: 4) TAHOE 9.5 OZ POLYPROPYLENE UNCOATED

NOTE: 5) TUSCON 10 OZ NEEDLED HI-PILE POLYPROPYLENE 20 DENIER

NOTE: 6) TAMPICO 15 OZ POLYESTER (LOW PILE)(HIGH DENSITY)

NOTE: 7) TANGO 9.5 OZ NEEDLED POLYPROPYLENE

NOTE: 8) THEME 16 OZ 100 % POLYESTER

81	Y	9635552 AR	16.85 CARPET (DK CARMINE-TRIANON)
81-82	Y	14044901 AR	37.50 CARPET (SLATE)
81	Y	20495758 AR	14.50 CARPET (CHARCOAL-TRIANON)
81	Y (EXC DUAL RR SPKR)	14029884 AR	39.50 CARPET (MED RED)
81	Y (EXC DUAL RR SPKR)	14029885 AR	39.50 CARPET (MED CINNABAR)
81	Y (EXC DUAL RR SPKR)	14044901 AR	37.50 CARPET (SLATE)
81	Y (EXC DUAL RR SPKR)	20495429 AR	10.15 CARPET (MED DOESKIN)
81	Y W/DUAL RR SPKRS	9636715 AR	25.75 CARPET (LT SLATE GRAY-TRIANON)
82	Y87	20495429 AR	10.15 CARPET (MED DOESKIN)
82	Y87	20495758 AR	14.50 CARPET (CHARCOAL-TRIANON)
66-76	Y (1ST DESIGN 1976)	360005 AR	18.10 CARPET MATERIAL (BLACK)
73-74	Y	9632193 AR	12.20 CARPET MATERIAL (MED SADDLE)
73	Y	9632946 AR	12.30 CARPET MATERIAL (DK SADDLE)
74-81	Y	9634072 AR	30.50 CARPET MATERIAL (BLACK) (TIFFANY)
74-77	Y (2ND DESIGN 1976)	352663 AR	44.25 CARPET MATERIAL (MED SADDLE)
75	Y	9632188 AR	7.95 CARPET MATERIAL (BLUE) (TRIANON)
75-76	Y	9632952 AR	20.10 CARPET MATERIAL (FIRETHORN) (TRIANON)
76-77	Y	9632185 AR	8.90 CARPET MATERIAL (DK SADDLE) (1/4" CUT PILE-TRIANON)
76-79	Y	9632950 AR	20.95 CARPET MATERIAL (DK BROWN) (TRIANON)
77-80	Y	463240 AR	15.90 CARPET MATERIAL (MED RED) (CUT PILE)
78	Y	475411 AR	17.15 CARPET MATERIAL (SAFFRON)
78-81	Y	475413 AR	17.15 CARPET MATERIAL (MID BLUE)
78-80	Y	475414 AR	17.15 CARPET MATERIAL (DOESKIN)
78-79	Y	475415 AR	17.15 CARPET MATERIAL (DK BROWN)
78-80	Y	9635763 AR	25.75 CARPET MATERIAL (LT GRAY) (TIFFANY)

REAR SEAT TRIM-CARPETS-YARDAGE

15.512		CARPET –CARPET MATERIAL , Yardage (Con't)				
79-80	Y	9634074	AR	31.50	CARPET MATERIAL (MED SADDLE) (TIFFANY)
79-80	Y	9635550	AR	25.75	CARPET MATERIAL (DK GREEN) (TRIANON)
79	Y	9636714	AR	8.30	CARPET MATERIAL (DK GRAY) (TRIANON) (CUT PILE)
80	Y	9634164	AR	12.75	CARPET MATERIAL (DK CLARET) (CUT PILE) (TRIANON)
81-82	Y	14095541	AR	30.50	CARPET MATERIAL (CHARCOAL)
82	Y07	14048303	AR	76.00	CARPET MATERIAL (BEIGE MET)
82	Y87	14045092	AR	44.00	CARPET MATERIAL (SILVER GREEN)
82	Y87	14045100	AR	44.00	CARPET MATERIAL (DK BLUE)

NOTES

PASSENGER 1982 WIRE HARNESS TAG# CHART

TAG#	SERVICE#	TAG#	SERVICE#	TAG#	SERVICE#
857	12000857	1540	12021540	1816	12021816
1207	12021207	1544	12029744	1817	12021817
1216	CUT FROM BULK 18 GA WIRE T/W 8909518 & 8917583 TERM	1547	12021547	1819	12021819
		1553	12029744	1820	12021820
		1558	12029745	1821	12021820
1218	12021219	1561	12021561	1834	12021834
1219	12021219	1562	12021562	1835	12021834
1225	12021225	1563	12021563	1837	CUT FROM BULK 10 GA WIRE & ASM W/8917545 & 8917548
1226	12021226	1564	12021563	1844	CUT FROM BULK 18 GA WIRE T/W 6294512 & 2965142 CONN
1227	12021227	1565	08915852		
1228	12021228	1566	12021566		
1229	USE 12021228 ALSO REPL CRUISE CONT TRAN ELEC CONN W/6294828	1567	12021567	1853	12021853
		1568	12021567	1854	12021854
1230	12021230	1569	12021567		
1231	12021231	1570	12021567	1900	CUT FROM BULK T/W 12004201 & 6288704 & 6294512 T/W 2965142 CONN
1240	12001470	1579	12021579		
1241	12011241	1600	12029604	1904	12021904
1241	12021241	1601	12029604	1910	12021910
1247	12021247	1602	12029605	2246	9752246
1266	CUT FROM BULK 14 GA WIRE T/W 12004201 & 8911256	1603	12029605	2617	20292617
		1605	12021605	2618	20292618
1310	12021310	1606	12021904	2619	20292619
1311	12021311	1607	12021607	2741	12002741
1312	12021312	1610	12021652	2759	12006685
1313	12021313	1611	12021611	2800	12002800
1314	12017954	1612	12029710	2823	12009553
1314	12021314	1613	12029710	3001	20163001
1315	12021315	1617	12021617	3002	20163002
1316	12008816	1619	12021619	3041	20163041
1317	12021317	1620	12021620	3042	20163042
1331	12021333	1621	12021621	3135	CUT FROM BULK 14 GA WIRE
1332	12021336	1622	12021622		
1333	12021333	1623	12021623	4130	16004130
1336	12021336	1625	12021625	4885	94244885
1340	12021340	1626	12021626	5317	12005317
1346	12021347	1627	12021627	5327	CUT FROM BULK 16 GA WIRE
1347	12021347	1628	12021628		
1349	12021349	1629	12021629	5328	12002741
1351	12009935	1630	12021630	5362	12005362
1371	12021371	1631	12021631	5381	12005381
1372	12021372	1632	12021632	5394	12005394
1378	12021378	1633	12021634	5399	CUT FROM BULK 18 GA WIRE
1386	12021386	1634	12021635	5421	CUT FROM BULK 18 GA WIRE
1387	12021386	1635	12021636		
1388	12021388	1636	12021637	5438	12005438
1389	12027052	1637	12021639	5445	12005445
1390	12027052	1639	12021640	5463	08916618
1391	12027052	1640	12021641	5485	12005485
1392	12027052	1641	12021642	5522	12005523
1393	12027053	1642	12021643	5523	12005523
1394	12021394	1643	12021645	5543	12002741
1395	12021396	1645	12021651	5544	12002741
1396	12021396	1651	12021652	5549	12005549
1397	12021397	1652	12021653	5558	12005558
1398	12021398	1653	12021661	5568	12005568
1399	12021399	1661	12021662	5571	12005571
1506	12021506	1662	12021663	5670	12005670
1507	12021507	1663	12021664	5694	12005694
1510	12029737	1664	12001666	5837	12005837
1511	12029737	1666	12021668	5838	12005838
1514	12029737	1668	12021678	5852	8915852
1515	12029737	1678	12016490	5881	16005881
1516	12021516	1679	12021681	5917	12005917
1517	12021397	1681	12021690	5966	12005966
1518	12021520	1690	12021691	6011	12006011
1519	12021519	1691	12021692	6019	CUT FROM BULK 20 GA WIRE T/W 8905205 & 8905222 CONN
1520	12021520	1692	12021693		
1521	12021521	1693	12021694	6021	12016021
1522	12021521	1694	12021694	6023	12016023
1523	12021523	1697	12016490	6024	12016024
1524	12021524	1808	12021808	6026	12016026
1525	12021529	1809	12021579	6036	12016036
1528	CUT FROM BULK 20 GA WIRE T/W 8917580 CONN & 12004888 CONN	1812	12021812	6038	12016038
		1813	CUT FROM BULK 20 GA WIRE T/W 8917580 CONN & 12004888 CONN		
1529	12021529	1814	12021816		
		1815	12021817		

**PASSENGER
1982 WIRE HARNESS TAG# CHART (CONT.)**

TAG#	SERVICE#	TAG#	SERVICE#	TAG#	SERVICE#
6039	12016039		WIRE T/W 135 MM OF 14		SOCKET
6049	12016049		GA FUSIBLE LINK WIRE	6544	12016544
6049	CUT FROM BULK 18 GA	6323	12016323	6545	12016545
	WIRE	6324	12016324	6546	12016546
6051	12016051	6328	12016328	6547	12029713
6054	12006054	6357	12016357	6559	12016600
6057	12006057	6360	12017211	6560	12027054
6070	12006070	6361	12016361	6561	12027054
6093	12016093	6362	18 GA FUSIBLE LINK WIRE	6562	12016562
6103	12016103		T/W 14 GAGE BULK WIRE	6563	12016563
6105	12002741	6364	12016364	6564	12016564
6106	12007522	6365	16 GA WIRE T/W 8911256	6564	8916564
6107	12016108		CONN & 12004201 CONN	6565	12016565
6116	12006116	6366	12016368	6569	12016569
6130	12016130	6367	12016368	6570	CUT FROM BULK 18 GA
6132	12029716	6368	12016368		WIRE
6133	18 GA WIRE T/W 12004543	6369	12016368	6574	12016574
	CONN & 8905206 CONN	6370	12016370	6575	CUT FROM BULK 18 GA
6134	18 GA WIRE T/W 12004543	6374	12005524		WIRE
	CONN & 8905206 CONN	6377	12016377	6586	12016586
6135	18 GA WIRE T/W 12004543	6378	12016378	6587	12016587
	CONN & 8905206 CONN	6379	12016379	6617	CUT FROM BULK 18 GA
6137	12016137	6385	12016385		WIRE
6139	12016139	6386	12027103	6618	8916618
6140	12016140	6387	12016387	6626	12006627
6142	12016142	6390	12016390	6627	12006627
6143	12016143	6393	12016393	6637	CUT FROM BULK 16 GA
6143	CUT FROM BULK 18 GA	6394	12016394		WIRE
	WIRE	6395	12016395	6637	CUT FROM BULK 16 GA
6152	12006152	6396	12016396		WIRE
6157	12016275	6397	12029711	6666	12006666
6160	12004839 T/W 12004311	6398	12016398	6815	12026815
	SOCKET	6399	12016399	6825	12006825
6160	12016160	6401	12016413	6825	12026825
6161	12016323	6404	12016404	6847	CUT FROM BULK T/W
6166	12029717	6405	12016405		6298886 SOCKET
6167	12016167	6406	12016405	6870	12006870
6168	12016168	6413	12016413	6891	12006891
6169	12016169	6414	12016414	6904	16016904
6170	12016170	6415	12029711	6917	12008822
6171	12016172	6416	12029711	6990	12006990
6172	12016172	6417	12029711	6994	12006994
6173	12016173	6420	12016420	7054	12027054
6175	12016175	6426	12016426	7059	12027059
6186	CUT FROM BULK 10 GA	6429	12029712	7073	12027073
	WIRE & ASM T/W 128-OMM	6430	12029712	7074	12027074
	OF BULK 14 GA FUSIBLE	6431	12029712	7075	12027075
	LINK WI	6433	12016433	7086	12027086
6198	12006198	6434	12016434	7087	12027087
6199	12017738	6435	12016435	7090	12027090
6201	12016328	6441	12016441	7091	12027091
6204	12016204	6442	12016441	7092	12027092
6207	12016207	6443	12016443	7140	12017140
6214	12016214	6444	12016443	7141	12017141
6227	12016227	6447	12016447	7159	12007159
6232	CUT FROM BULK 18 GA	6448	12016448	7159	12017159
	WIRE T/W 8911256 CONN &	6456	12016456	7211	12017211
	2965142 TERM	6462	12016093	7211	12007211
6240	12016240	6479	12016479	7212	12027211
6243	18 GA WIRE & ASM WITH	6480	12027109	7224	12017224
	8900612 & 6294512	6481	12027109	7225	12017224
6248	12016248	6486	12016448	7235	12017235
6253	12016253	6488	12016488	7237	12017237
6268	12016268	6489	12016489	7238	12017238
6269	12016562	6490	12016490	7301	12017301
6270	12016563	6491	12016491	7336	12017336
6272	12016274	6492	12027072	7338	12017338
6274	12016271	6498	12016498	7339	12017339
6275	12016275	6500	12016170	7340	12017340
6277	12029713	6501	12016501	7343	12017343
6278	12029713	6506	12017686	7345	12017345
6280	12029716	6510	12016510	7346	12017346
6285	120276285	6511	12016511	7353	12017353
6318	CUT FROM BULK 18 GA	6524	12005576	7378	12017378
	WIRE T/W 12004888 &	6525	12021641	7382	12017382
	890044 & 2965142	6528	12016528	7383	12017383
6319	12016173	6532	12017738	7386	12017386
6321	CUT FROM BULK 10 GA	6533	18 GA WIRE T/W 8901283	7392	12017392

**PASSENGER
1982 WIRE HARNESS TAG# CHART (CONT.)**

TAG#	SERVICE#	TAG#	SERVICE#	TAG#	SERVICE#
7393	12017393		12004201 TERM	7959	12017960
7402	12017402	7685	12017685	7960	12017960
7409	12017409	7686	12017686	7961	12017961
7491	12009385	7687	12017687	7962	12017962
7494	12017494	7690	12027050	7963	12017963
7496	12017494	7691	12027050	7964	12017964
7501	12017501	7694	12027051	7965	12017965
7515	CUT FROM BULK 14 GA WIRE	7695	12027051	7966	12027086
		7698	12017698	7968	12017968
7516	12017516	7699	12017699	7969	12017969
7530	12017516	7700	12017700	7973	12017973
7540	12017540	7701	12017701	8202	CUT FROM BULK 18 GA WIRE
7542	12017542	7703	12017703		
7544	12017544	7708	12017708	8255	CUT FROM 18 GA WIRE
7546	12017546	7711	12017711	8295	12008295
7547	12017547	7714	12017714	8308	12006579
7548	12017548	7715	12017715	8317	CUT FROM BULK 18 GA WIRE
7550	12017540	7716	12017716		
7553	12017553	7725	12027073	8344	12008344
7556	12017556	7726	12027075	8390	12008390
7558	12017558	7727	12027074	8391	CUT FROM BULK 18 GA WIRE T/W 2965142 & 6294512 TERM
7559	12017559	7728	12017728		
7561	12007561	7729	12027076	8391	CUT FROM BULK 18 GA WIRE T/W 2965142 & 6294512 TERM
7561	12017561	7735	12017743		
7568	12027058	7738	12017738	8500	12027067
7569	12027569	7740	12017740	8502	12027068
7570	12027058	7741	12017741	8508	12027054
7571	12027571	7743	12017743	8509	12027054
7572	12027572	7745	12017745	8510	12027054
7573	12017573	7747	12017747	8512	12027054
7574	12017574	7753	12027753	8516	12027072
7575	12017576	7754	12027080	8517	12027072
7576	12017576	7755	12027081	8518	12027072
7577	12017577	7756	12017756	8519	12027072
7578	12017578	7757	12017757	8520	12027072
7580	12017580	7758	12017758	8521	12028521
7581	12017580	7759	12017759	8522	12028522
7583	12017584	7760	12017760	8523	12028523
7584	12017584	7762	12017762	8524	12028524
7585	12017586	7763	12017763	8525	12028525
7586	12017586	7764	12017764	8526	12028526
7587	12017588	7774	12006685	8533	12027071
7588	12017588	7775	12029734	8534	12027071
7589	12017589	7776	12029734	8535	12027071
7590	12027048	7777	12029734	8536	12027071
7591	12027049	7778	12029734	8537	12027071
7592	12027048	7781	12017781	8538	12027071
7593	12027049	7782	12017782	8539	12028539
7594	12027048	7787	12021529	8541	12008541
7595	12027048	7788	12017788	8542	12008542
7596	12027049	7789	12017789	8543	12027109
7597	12027049	7791	12017791	8546	08901283
7603	12017603	7794	12017794	8546	08901283
7606	12017606	7795	12017795	8547	12028547
7607	CUT FROM BULK 18 GA WIRE T/W 2973781 & 2984883	7796	12017796	8548	12028548
		7807	12017807	8549	12028549
7613	12017613	7904	12017904	8550	12026815
7651	12017651	7906	12017906	8551	12026815
7652	12017652	7908	12017908	8552	12026815
7653	12029724	7909	12017909	8553	12026815
7654	12029725	7912	12017913	8554	12026815
7658	12017658	7915	12017915	8555	12026815
7661	12017661	7929	14 GAGE WIRE T/W 12004201 CONN & 8911256 CONN	8556	12026815
7662	12017662			8557	12026815
7666	12017666	7930	12026816	8558	12028558
7669	12017669	7931	12026817	8559	12016443
7670	12017670	7932	12017932	8560	12028560
7672	12017672	7933	12026815	8561	12028560
7673	CUT FROM BULK 18 GA WIRE T/W 2965142 & 6294512 TERM	7933	12026815	8562	12028562
		7934	12026815		
7675	12021641	7934	12026815	8563	CUT FROM BULK 18 GA WIRE T/W 8980444 & 12004888 CONN & 2962572 CONN
7676	12021340	7945	12017932		
7678	12017678	7947	CUT FROM BULK 14 GA WIRE T/W 12004888 & 12004035 CONN	8564	CUT FROM BULK 20 GA WIRE T/W 8917580 & 12004888 CONN
7680	12017680				
7683	CUT FROM BULK 18 GA WIRE T/W 6288704 &	7953	12017953		
		7954	12017954		

**PASSENGER
1982 WIRE HARNESS TAG# CHART (CONT.)**

TAG#	SERVICE#	TAG#	SERVICE#	TAG#	SERVICE#
8565	12028565				
8566	12028566				
8567	12028567				
8568	12028568				
8570	12028570				
8573	12016096				
8574	12028574				
8575	12028575				
8576	12028576				
8580	12028580				
8581	12028581				
8582	12028582				
8586	12028586				
8587	12028587				
8588	12016378				
8591	12028591				
8593	12028593				
8594	12028593				
8599	12028599				
8723	12008723				
8822	12008822				
8823	12008823				
8886	20058886				
9036	08916618				
9161	20299161				
9263	12009263				
9280	12007642				
9283	20209283				
9284	12006153				
9298	12009298				
9303	12006154 HARN T/W				
	10005354 TUBE ASM				
9359	12009359				
9387	CUT FROM BULK 18 GA				
	WIRE				
9394	12009394				
9468	12009468				
9498	12009518				
9504	12009504				
9515	12009515				
9516	12009516				
9517	12009518				
9525	12009525				
9553	12009553				
9579	12009579				
9724	12029724				
9725	12029725				
9841	12009841				
9842	12009842				
9844	12009844				
9867	CUT FROM BULK 18 GA				
	WIRE				
9922	12009922				
9922	12019922				
9931	12009932				
9932	12009932				
9935	12009935				
9936	12009930				
9972	12009973 I/P HARN T/W				
	8901283 SOCKET ASM				
9973	12009973				
9974	12009973 WIRE T/W				
	8901283 SOCKET				
9997	12009997				