



MATTEL ELECTRONICS®

Horoscope Computer™

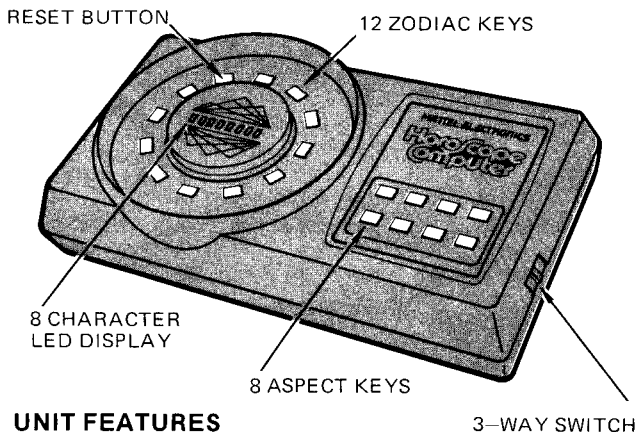
INSTRUCTIONS



1081-0920 (A)

HOROSCOPE

Mattel Electronics™ micro-computer forecasts your daily personal horoscope! What's in store for you today? Will you make new friends? Earn more money? What about tomorrow? How compatible are you with another person? Ask any question on the key aspects of life . . . Love . . . Money . . . Career . . . Travel . . . Family . . . Friends . . . Spirit . . . Creativity! Then YOU make the decision.
FOR ENTERTAINMENT PURPOSES ONLY.



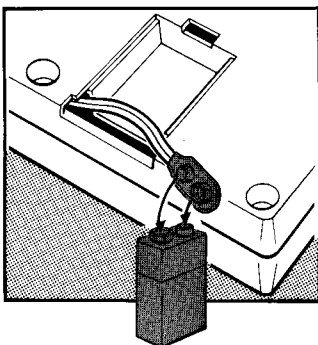
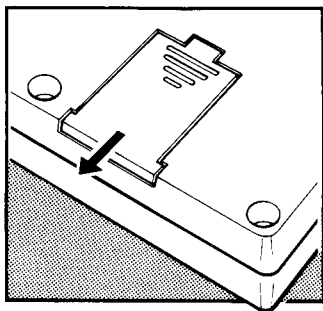
UNIT FEATURES

- For use by one or more people!
- Self-contained . . . needs no TV set!
- 8 character alphanumeric LED display!
- Precision lens and electronic printed circuit!
- 12 numbered zodiac keys including automatic reset!
- 3-way function switch for COMPATIBILITY FORECAST/OFF/PERSONAL FORECAST!
- Computerized sound effects!
- 8 ASPECT keys!



HOW TO INSTALL BATTERY

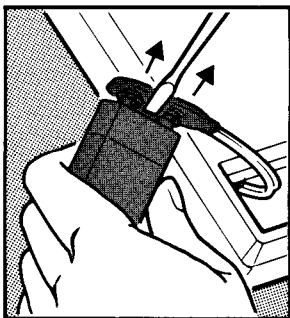
Turn HOROSCOPE COMPUTER over, face down. Remove battery door. Attach one 9-volt **alkaline** battery to connector. Replace battery door.



HOROSCOPE COMPUTER should be used with a 9 volt **alkaline** battery or Mattel Electronics™ AC Adaptor. (Each sold separately)

BATTERY REPLACEMENT

Do not pull off the plastic connector. Use screwdriver, pry up gently. Avoid battery leakage! Don't leave screwdriver in contact with terminals more than a few seconds.





WHAT IS YOUR SUN SIGN?

IF YOUR BIRTHDAY FALLS BETWEEN:

December 22 and January 20

January 21 and February 18

February 19 and March 20

March 21 and April 20

April 21 and May 21

May 22 and June 21

June 22 and July 22

July 23 and August 23

August 24 and September 23

September 24 and October 23

October 24 and November 22

November 23 and December 21

YOUR SUN SIGN IS:

CAPRICORN ♑

AQUARIUS ♒

PISCES ♓

ARIES ♈

TAURUS ♉

GEMINI ♊

CANCER ♋

LEO ♌

VIRGO ♍

LIBRA ♎

SCORPIO ♏

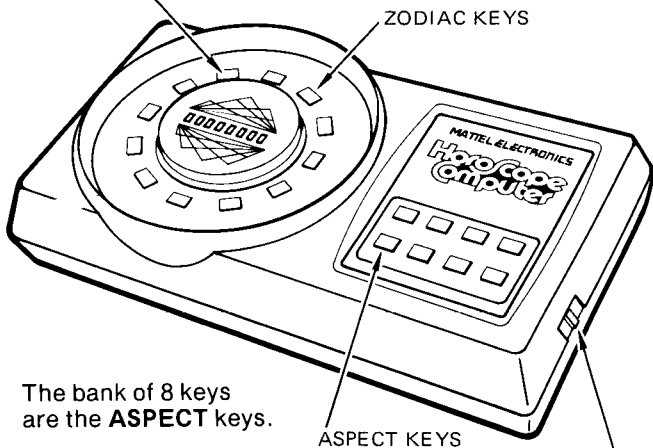
SAGITTARIUS ♐






FRONT

The 12 keys circling the visual display are your numbered **ZODIAC** keys. Note that the Aquarius key is also the **RESET** key.



The bank of 8 keys are the **ASPECT** keys.



RIGHT SIDE

There is a three-way switch located on the right side of **HOROSCOPE COMPUTER**. The middle position is the **OFF** position, the "C" position is for compatibility questions, and the "P" position is for personal questions.



HOW TO OPERATE!



PERSONAL QUESTIONS

- 1 Notice the 3-way switch on the right side of the HOROSCOPE COMPUTER. Move the switch from the **OFF** position to the **P** position. This means you are asking the computer for a "personal" read-out! In doing so, the display screen will show:

DATE

- 2 Next enter today's date or any future date, prior to December 31, 1987, for which you desire a forecast. Enter two digits each for the month, day, and year. Suppose the date you select is January 6, 1981. Using the numbered zodiac keys, press 01 (for January), 06 (for the day) and 81 (for the year). Display will show:

01-06-81

- 3 Note, if you do not enter the date correctly by pressing two digits for the month, day, and year OR if you attempt to enter a date not programmed into the computer (any date prior to June 1, 1979 or after December 31, 1987) the display will go back to the following:

DATE

- 4 If so, enter date correctly. You need not enter the dashes that separate the numbers. The computer does this.



- 5 After you enter the date, it will remain on the screen momentarily, and then the screen will display the following:

*SIGN

- 6 Press your appropriate sun sign button as displayed on the horoscope and the display will show:

ASPECT

- 7 Computer now wishes to know the aspect of life about which you have a question. See the bank of 8 ASPECT keys (Love . . . Money . . . Career . . . Travel . . . Family . . . Friends . . . Spirit . . . Creativity). Consider the nature of your question and press the ASPECT keys that best describe your inquiry, one at a time. In pressing the buttons, a computerized sound is heard (the computer is "thinking") and a read-out will "crawl" across the screen from right to left, preceded by a series of dashes. This continues until you press another ASPECT key. For example, if you press the TRAVEL key, a computerized sound will be heard and the screen may show:



GO WILD-

- 8** You may select another aspect simply by pressing another ASPECT key. The computer will automatically interrupt the previous read-out and give you the forecast for the new aspect. You may proceed in this manner through all 8 aspects!



- 9** After you have explored all the aspects or wish to forecast another date, simply turn HOROSCOPE COMPUTER to OFF then to the P position again and the computer will be ready for another read-out! Remember, HOROSCOPE COMPUTER is programmed to provide DAILY read-outs!

IMPORTANT

IF DISPLAY DIGITS OR RESPONSES APPEAR TO BE MALFUNCTIONING, THIS IS THE FIRST SIGN OF BATTERY WEAR. A FRESH BATTERY SHOULD CORRECT THE PROBLEM. ALKALINE BATTERY RECOMMENDED FOR LONGER PLAYING TIME.



COMPATIBILITY QUESTIONS:

Did you ever wonder how compatible you are with a new friend, your mate, or other members of your family on a particular date? HOROSCOPE COMPUTER is programmed to determine your compatibility with others in all 8 aspects!

Here's how:

- 1 Move **OFF** switch to **C** for compatibility. Display will show:

DATE

- 2 Enter today's date or any future date. Date will stay on screen momentarily, then display will show:

*SIGN

- 3 Press the appropriate key for your sun sign and display will show:

**SIGN

4 Enter the other person's sign and display will show:



5 At this point, you are free to press any or all of the aspect keys in checking your compatibility with the other person. To match a different person, turn HOROSCOPE COMPUTER to **OFF** then back to **C** and computer is ready again!

RESET

If you make a mistake in entering any date, no problem. Just press RESET key. Computer will erase the error.

Remember: RESET key is **also** the AQUARIUS key! If the individual you are checking out happens to have AQUARIUS as a Zodiac sign, **watch it!** AQUARIUS key will RESET if only part of the date is entered. Enter the complete date and AQUARIUS key will give you your answer.



TAKE CARE OF YOUR HOROSCOPE COMPUTER

- Treat your HOROSCOPE COMPUTER like a calculator!
- Don't drop it!
- Avoid getting it wet or dirty!
- Avoid leaving it near or on heated areas!

www.handheldmuseum.com





90 DAY LIMITED WARRANTY

Mattel Electronics warrants to the original consumer purchaser of any of its electronic games (including hand-held electronic games) that the product will be free of defects in material or workmanship for 90 days from the date-of-purchase.

During this 90-day warranty period the game will either be repaired or it will be replaced (at our option) without charge to the purchaser, when returned either to the dealer with proof of the date-of-purchase, or when returned prepaid and insured, with proof of the date-of-purchase, to Mattel Electronics Repair Center, 5150 Rosecrans Avenue, Hawthorne, California 90250.

Units returned without proof of the date-of-purchase, or units returned after the 90-day warranty period has expired, will be repaired or replaced (at our option) for a service charge of \$10.00. Payment must be made by check or money order. This non-warranty service will only be available for one year from the date-of-purchase. All non-warranty units must be returned postage prepaid and insured to **MATTEL ELECTRONICS REPAIR CENTER.**

This warranty gives you specific legal rights and you may also have other rights which vary from state to state. This warranty does not cover damage resulting from accident, unreasonable use, neglect, unauthorized service or other causes not arising out of defects in material or workmanship.





HOW TO GET SERVICE FROM THE MATTEL ELECTRONICS REPAIR CENTER ON YOUR ELECTRONIC GAME DURING AND AFTER THE 90-DAY WARRANTY PERIOD.


During the 90-Day Warranty Period, you may have a defective game replaced at the dealer from which it was purchased. If, however, during this 90-Day Warranty Period, you choose to obtain repair or replacement service from the Mattel Electronics Repair Center, please make the following arrangements:

1. Pack the game carefully in the original game box. If the game box is not available, use a good carton with plenty of newspaper or other padding all around and tie it securely.
2. Carefully print on the box or carton the following name and address:

**MATTEL ELECTRONICS* REPAIR CENTER
5150 ROSECRANS AVENUE
HAWTHORNE, CALIFORNIA 90250**

Also don't forget to show your return address.

3. Put parcel post stamps on the package; insure the package; then mail. After the 90-Day Warranty Period and up to one year from the date of purchase, do all the above plus enclosing your check or money order for \$10.00 as payment for the repair service.



Other pocket electronic games
available from Mattel Electronics.
Look for them!

