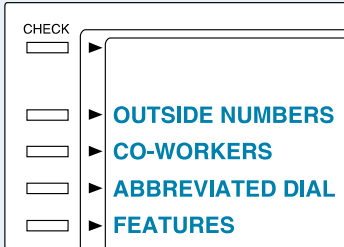
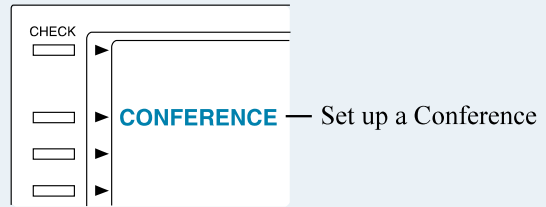


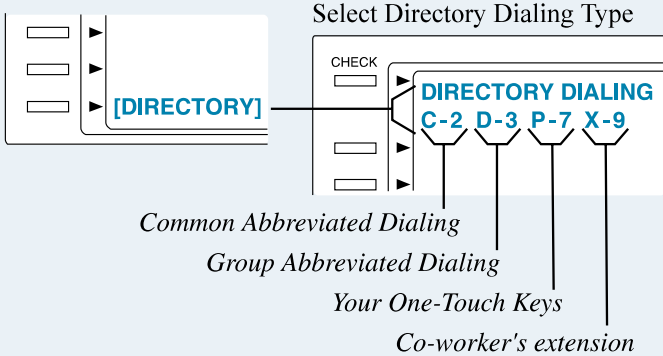
One-Touch Convenience



While On An Intercom Call

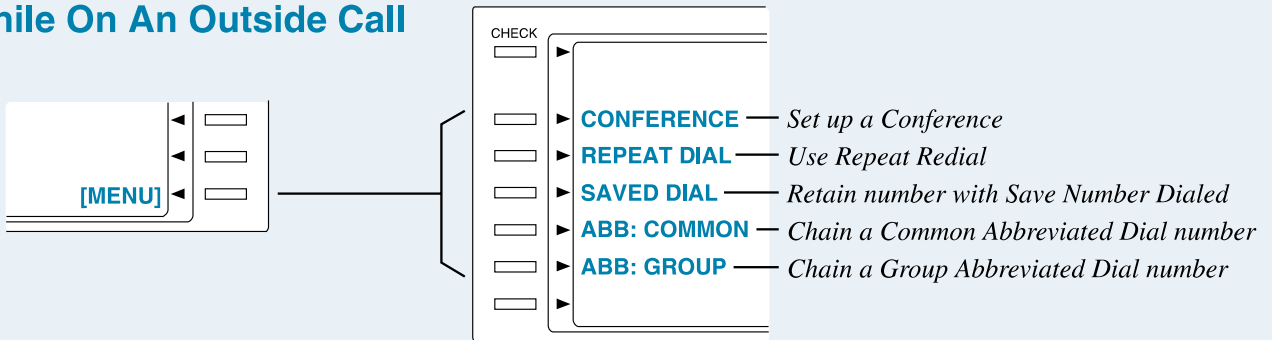


Call Co-Workers By Name (Directory Dialing)

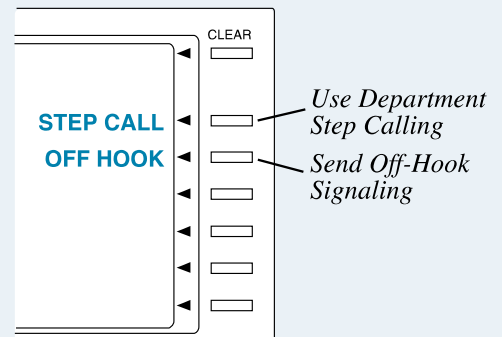
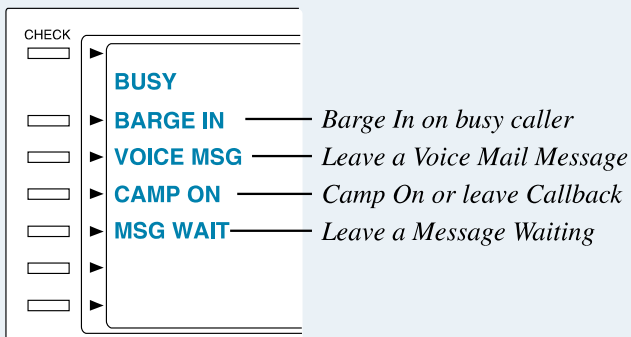


1. Dial letter for range (e.g., dial 2 for A, B, C, or 2).
2. Dial digit for name selected above (e.g., 1 for A, 2 for 3).
3. Press Soft Key to select name.

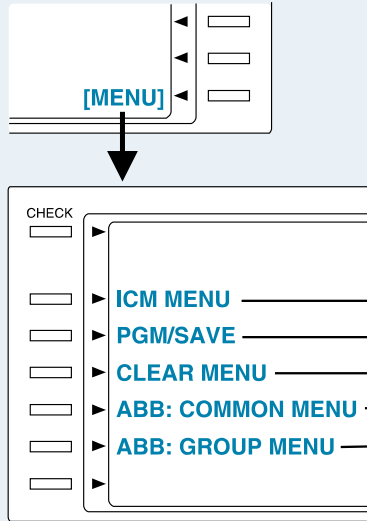
While On An Outside Call



If Intercom Call Is Busy Or Unanswered



Quick Access To Features



Using Intercom Features

- | | | | |
|--------------------------|--------------------|------|---------------------------------|
| <input type="checkbox"/> | ▶ DEPT CALL | ———— | Call a Department Calling Group |
| <input type="checkbox"/> | ▶ EX PAGE | ———— | Announce over External Paging |
| <input type="checkbox"/> | ▶ IN PAGE | ———— | Announce over Internal Paging |
| <input type="checkbox"/> | ▶ SAVE DIAL | ———— | Redial your Save Number Dialed |
| <input type="checkbox"/> | ▶ BREAK IN | ———— | Barge In on busy caller |
-
- | | | | |
|--------------------|----------------------------|------|--|
| GROUP P/U | ◀ <input type="checkbox"/> | ———— | Answer a call with Group Call Pickup |
| EX MEET ANS | ◀ <input type="checkbox"/> | ———— | Meet on a Meet Me External Paging zone |
| IN MEET ANS | ◀ <input type="checkbox"/> | ———— | Have a Conference on an Internal Paging Zone |
| MSG ANS | ◀ <input type="checkbox"/> | ———— | Answer a Message Waiting |

Programming Features

- | | | | |
|--------------------------|--------------------------|------|---|
| <input type="checkbox"/> | ▶ ALARM | ———— | Program Alarm |
| <input type="checkbox"/> | ▶ CALL FWD | ———— | Set Call Forwarding |
| <input type="checkbox"/> | ▶ DND | ———— | Set Do Not Disturb |
| <input type="checkbox"/> | ▶ INTERCOM ANSWER | ———— | Set Handsfree Answerback |
| <input type="checkbox"/> | ▶ CALL FWD DEV | ———— | Set up Selectable Display Messaging, Off-Premise Call Forwarding or Personal Greeting |
-
- | | | | |
|------------------|----------------------------|------|-----------------------------------|
| ABB DIAL | ◀ <input type="checkbox"/> | ———— | Store Abbreviated Dialing numbers |
| FCTN KEY | ◀ <input type="checkbox"/> | ———— | Program your Function keys |
| ONE TOUCH | ◀ <input type="checkbox"/> | ———— | Program your One-Touch keys |

Canceling Features

- | | | | |
|--------------------------|-----------------------------|------|-----------------------------------|
| <input type="checkbox"/> | ▶ CLEAR CALLBACK | ———— | Cancel Callback and Trunk Queuing |
| <input type="checkbox"/> | ▶ CLEAR MESSAGE WAIT | ———— | Cancel Message Waiting |
| <input type="checkbox"/> | ▶ CLEAR REPEAT DIAL | ———— | Cancel Repeat Redial |

Abbreviated Dialing

- | | | | |
|--------------------------|-------------------|------|---|
| <input type="checkbox"/> | ▶ [A.B.C.] | ———— | Call Common Abbreviated Dialing Numbers (By Name) |
| <input type="checkbox"/> | ▶ [D.E.F.] | ———— | |
| <input type="checkbox"/> | ▶ [A.B.C.] | ———— | Call Group Abbreviated Dialing Numbers (By Name) |
| <input type="checkbox"/> | ▶ [D.E.F.] | ———— | |

NEC

NEC America, Inc., Corporate Networks Group
 4 Forest Parkway, Shelton, CT 06484
 TEL: 203-926-5400 FAX: 203-929-0535
 cng.nec.com

Part No. 92600DRC05
 Issue 1-0
 April 2001
 Printed in U.S.A. (2562)