

# Panasonic



## Single Line Telephone (SLT) Quick Reference

NOTE: Some features may not be available depending on system programming.

### PLACING OUTSIDE CALLS

#### Make a call using pooled line access

➔ access line (9, 81-84) ➔ phone number ➔ (talk)

#### Set Personal Speed Dial (PSD) numbers

➔ ➔ PSD bin number (80-99) ➔ phone number ➔ ➔

#### Access speed dial numbers

➔ ➔ speed dial bin number ➔

#### Delete speed dial numbers

➔ ➔ PSD bin number (80-99) ➔ ➔

#### Automatically redial the last number dialed

➔ ➔ (talk)

#### Have a busy outside line call you back when it becomes open/free

➔ access line (9, 81-84) ➔ busy tone ➔ ➔ ➔ extension rings when line is free ➔ ➔ dial phone number

#### Assign an account code

➔ ➔ account code ➔ ➔ access line (9, 81-84)  
➔ phone number

## HANDLING INCOMING CALLS

### Answer a call ringing at someone else's phone in your call pickup group

 ➔    ➔  (talk)



### Answer a call ringing another extension

 ➔    ➔ ringing extension number ➔  (talk)

### Place a call on hold (and then retrieve it)

 (talk) ➔ hook flash ➔ hook flash


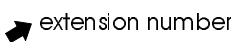
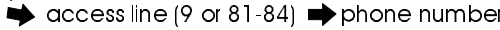


### Answer a second call and toggle between the two calls

 (talk) ➔ hook flash ➔  (talk) ➔ hook flash



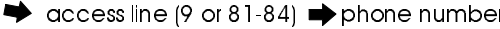

### Retrieve a call that has been placed on Floating Hold

 ➔   ➔ Floating Hold number

### Supervise the transfer of a call to an extension or outside number

 (talk) ➔ hook flash ➔  ➔  ➔ phone number ➔  (talk) ➔ 

### Transfer a call to an extension or outside number without supervising the call

 (talk) ➔ hook flash ➔  ➔  ➔ phone number ➔ 

### Transfer a call to a busy extension

 (talk) ➔ hook flash ➔ extension number ➔  ➔ 

## COMMUNICATING WITHIN YOUR OFFICE

### Answer a ringing phone

 →  (talk)

### Call another extension

 → extension number →  (talk)





### Page another party or make an announcement





 → # → paging group number →  (talk) → 





### Answer a page using Meet-Me Answer

 → # → # →  (talk)

### Set Call Forwarding for:













All Calls:  → for your extension    → destination extension number →   
 → for another extension    → number of the extension of calls to forward → destination extension number → 

Busy:  → for your extension    → destination extension number →   
 → for another extension    → number of the extension of calls to forward → destination extension number → 

No Answer:  → for your extension    → destination extension number →   
 → for another extension    → number of the extension of calls to forward → destination extension number → 

NOTE: If forwarding calls to an outside number, press the # key and enter a preassigned speed dial number as the destination number.




### Cancel Call Forwarding for:

All Calls:  → for your extension    →   
 → for another extension    → their extension number →   
-----  
Busy:  → for your extension    →   
 → for another extension    → their extension number →   
-----  
No Answer:  → for your extension    →   
 → for another extension    → their extension number → 

### Camp-on to a busy extension and send a call waiting signal

 → extension number → busy tone →  →  (stay on line till party answers)

### Answer a camp-on signal

 →  →  (talk)

### Have a busy extension call you back when it becomes free

 → extension number → busy tone →  → ringback tone → 


### Respond to a callback request

 →  (talk)


### Send a message waiting indication to another extension

 → extension number → ring or busy tone →  → 



**Answer a message waiting indication**

 ➔ hear message waiting tone ➔   <sup>MNO</sup> ➔  (talk)



**Cancel a message waiting indication sent by another extension**

 ➔   <sup>JKL</sup> ➔ 

**Turn Do-Not-Disturb on or off**

 ➔  <sup>PRS</sup>  <sup>ABC</sup>  <sup>OPER</sup> ➔ 

**Interrupt another extension's call and make an announcement**

 ➔ extension number ➔ busy tone ➔  <sup>WXYZ</sup> ➔  (talk)

**Using Additional Features**

**Establish a three-party conference call from your current call**

hook flash ➔ extension number ➔ hook flash ➔  (talk) ➔ access line (9 or 81-84) + number ➔  (talk) ➔ hook flash ➔  (talk)

**Set a reminder alarm**

 ➔   <sup>DEF</sup>  ➔ enter time (24 hour format) ➔ 

**Cancel a reminder alarm**

 ➔   <sup>DEF</sup>  <sup>WXYZ</sup> ➔ 