

Series MPS Manual Pull Stations



**MPS-100
MPS-200**



MPS-400X

Description:

Wheelock Series MPS non-coded Manual Pull Stations are constructed of high quality, die-cast metal for long lasting performance and may be mounted on a single gang backbox.

Available in either single or dual action configurations for indoor or outdoor use with SPST contacts and terminal strip connections. The normally open contact will close when the pull station is activated and is rated for 30 VDC @ 1 amp and/or 120 VAC @ 1 amp. The contacts are gold plated to avoid the risk of corrosion.

The single action explosion-proof model Series MPS-400X is UL Listed and Factory Mutual approved for use in Class I, Division I, Groups B, C and D; Class II, Groups E, F and G; and Class III hazardous environments. It also has a marine rating and is approved for NEMA-4X applications. MPS Pull Stations are NEMA-3R listed when mounted to the MPS-WP weatherproof back box.

All models are painted red with raised white lettering and a locking mechanism to prevent unauthorized reset.

Features:

- Approvals Include: UL Standard, Factory Mutual (FM), California State Fire Marshal (CSFM) and New York City (MEA)
- Single or Dual Action
- Key Reset
- Terminal Strip Connections
- Corrosion resistant, gold plated SPST contacts
- Mounts on single gang backbox
- Surface and Weatherproof backboxes available
- Plastic breakrod
- High-gloss red enamel finish with raised white lettering

Operation:

The Series MPS is operated by pulling the handle on the front of the station as far down as it will go, at which point the handle locks into place and is easily visible from up to 50 feet. The handle is reset by opening the station with a key, placing the handle in the normal upright position and relocking the station. On dual action models (not shown), the push bar rotates inward allowing the Pull handle to be grasped in a one handed motion.

Specification and Ordering Information:

Model Number	Order Code	Description	Mounting Options
MPS-100	8400	SPST, Single Action, Terminals, Key Reset	MPS-ISB, MPS-WP
MPS-200*	8401	SPST, Double Action, Terminals, Key Reset	MPS-ISB, MPS-WP
MPS-300*	8402	DPST, Single Action, Terminals, Key Reset	MPS-ISB, MPS-WP
MPS-400X	8403	Explosion Proof, Single Action, Key Reset	(Backbox provided)
MPS-ISB	8404	Interior Surface Backbox, Red	
MPS-WP	8405	Weatherproof Backbox with Gasket Assembly	
MPS-RODS	8406	Scored Acrylic Breakrods (dozen)	

* Consult Customer Service for Availability

Copyright 2004 Wheelock, Inc. All rights reserved.

Architects and Engineers Specifications

The non-coded Manual Pull Stations shall be Wheelock Series MPS Single Action, Double Action or approved equals. They shall be constructed of a rugged die-cast metal housing with key reset and corrosion resistant, gold plated single or double pole, single or double throw contacts. The wiring connections shall be made via a terminal strip and the unit shall mount to a single gang backbox and when Weatherproof Manual Pull Stations are required, the backbox shall be the Wheelock Series MPS-WP Backbox with Gasket Assembly. MPS Pull Stations shall be NEMA-3R listed when mounted to the MPS-WP weatherproof back box.

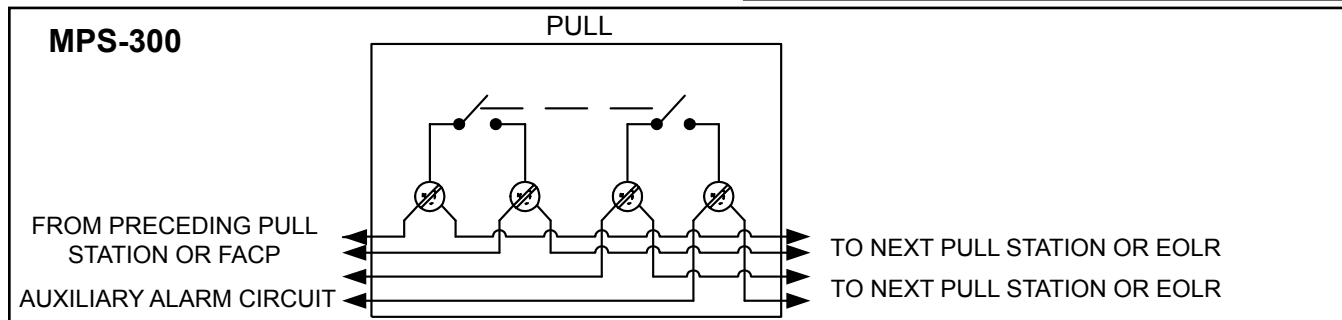
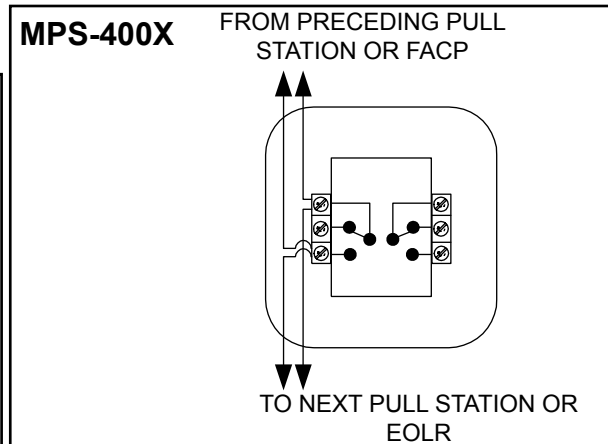
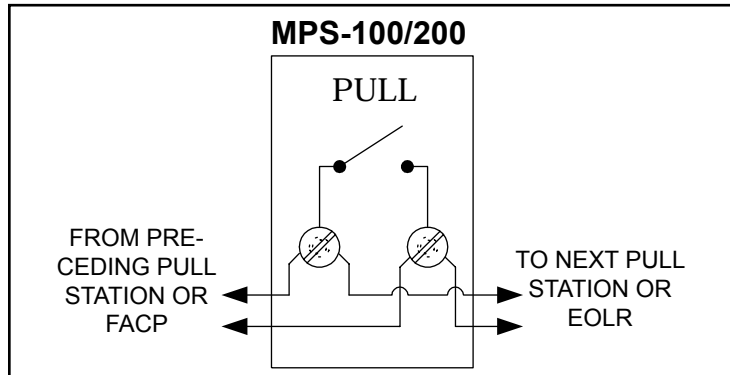
The Series MPS-400X shall be installed in installations that require Explosion Proof, Marine or NEMA 4X rated initiating devices. Temperature rating -40°F to 150°F.

MPS-ISB dimensions shall be 4-3/4"H x 3-1/4" W x 2-1/4"D.

NOTE: All CAUTIONS and WARNINGS are identified by the symbol ▲ . All warnings are printed in bold capital letters.

▲ WARNING: PLEASE READ THESE SPECIFICATIONS AND ASSOCIATED INSTALLATION INSTRUCTIONS (P84044 and P84045) CAREFULLY BEFORE USING, SPECIFYING OR APPLYING THIS PRODUCT. FAILURE TO COMPLY WITH ANY OF THESE INSTRUCTIONS, CAUTIONS OR WARNINGS COULD RESULT IN IMPROPER APPLICATION, INSTALLATION AND/OR OPERATION OF THESE PRODUCTS IN AN EMERGENCY SITUATION, WHICH COULD RESULT IN PROPERTY DAMAGE, AND SERIOUS INJURY OR DEATH TO YOU AND/OR OTHERS.

Wiring Diagrams



Wheelock products must be used within their published specifications and must be PROPERLY specified, applied, installed, operated, mainta□

a year or more often and in accordance with local, state and federal codes, regulations and laws. Specification, application, installation, operation, maintenance and testing must be performed by qualified personnel for proper operation in accordance with all of the latest National Fire Protection Association (NFPA), Underwriters' Laboratories (UL), National Electrical Code (NEC), Occupational Safety and Health Administration (OSHA), local, state, county, province, district, federal and other applicable building and fire standard□

the local authority having jurisdiction (AHJ).

NOTE: Due to continuous development of our products, specifications and offerings are subject to change without notice in accordance with Wheelock, Inc. standard terms and conditions

COOPER Wheelock

273 Branchport Avenue
Long Branch, NJ 07740
Phone: (800) 631-2148
Fax: (732) 222-2588
www.cooperwheelock.com



WE ENCOURAGE AND SUPPORT NICET CERTIFICATION
3 YEAR WARRANTY
Made in USA